

Appendix D. Photographs of the Test Set-Up





Photo 1: Right Cheek	Photo 2: Right Tilted
 A photograph showing the right cheek of a white mannequin head mounted on a black mechanical test rig. The rig is positioned horizontally, and the mannequin's face is oriented towards the right side of the frame.	 A photograph showing the right cheek of the mannequin head tilted upwards. The black mechanical rig is visible below the head, and the background shows a white wall and a yellow and black striped caution tape on the floor.
Photo 3: Left Cheek	Photo 4: Left Tilted
 A photograph showing the left cheek of the white mannequin head mounted on the black mechanical test rig. The rig is positioned horizontally, and the mannequin's face is oriented towards the left side of the frame.	 A photograph showing the left cheek of the mannequin head tilted upwards. The black mechanical rig is visible below the head, and the background shows a white wall and a yellow and black striped caution tape on the floor.

Photo 5: Front Face_0mm



Photo 6: Rear Face_0mm



Photo 7: Top Side_0mm



Photo 8: Left Side_0mm

