



# FCC RF Test Report

**APPLICANT** : Lenovo (Shanghai) Electronics Technology Co., Ltd.  
**EQUIPMENT** : Portable Tablet Computer  
**BRAND NAME** : Lenovo  
**MODEL NAME** : TB360ZU  
**FCC ID** : O57TB360ZU  
**STANDARD** : FCC Part 15 Subpart E §15.407  
**CLASSIFICATION** : (NII) Unlicensed National Information Infrastructure  
**TEST DATE(S)** : Feb. 17, 2023 ~ Mar. 27, 2023

We, Sporton International Inc. (Kunshan), would like to declare that the tested sample has been evaluated in accordance with the test procedures and has been in compliance with the applicable technical standards.

The test results in this report apply exclusively to the tested model / sample. Without written approval of Sporton International Inc. (Kunshan), the test report shall not be reproduced except in full.

Jason Jia

Approved by: Jason Jia



**Sporton International Inc. (Kunshan)**

**No. 1098, Pengxi North Road, Kunshan Economic Development Zone Jiangsu Province 215300  
People's Republic of China**



# TABLE OF CNTENTS

**REVISION HISTORY.....3**

**SUMMARY OF TEST RESULT ..... 4**

**1 GENERAL DESCRIPTION .....5**

1.1 Applicant .....5

1.2 Manufacturer.....5

1.3 Product Feature of Equipment Under Test.....5

1.4 Product Specification of Equipment Under Test.....6

1.5 Modification of EUT .....7

1.6 Testing Location .....7

1.7 Test Software.....8

1.8 Applicable Standards.....8

**2 TEST CONFIGURATION OF EQUIPMENT UNDER TEST.....9**

2.1 Carrier Frequency and Channel .....9

2.2 Test Mode.....11

2.3 Connection Diagram of Test System.....13

2.4 Support Unit used in test configuration and system .....14

2.5 EUT Operation Test Setup .....15

2.6 Measurement Results Explanation Example.....15

**3 TEST RESULT..... 16**

3.1 6dB and 26dB and 99% Occupied Bandwidth Measurement .....16

3.2 Maximum Conducted Output Power Measurement .....19

3.3 Power Spectral Density Measurement .....21

3.4 Unwanted Emissions Measurement.....24

3.5 AC Conducted Emission Measurement.....29

3.6 Antenna Requirements.....31

**4 LIST OF MEASURING EQUIPMENT .....32**

**5 UNCERTAINTY OF EVALUATION.....33**

**APPENDIX A. CONDUCTED TEST RESULTS**

**APPENDIX B. AC CONDUCTED EMISSION TEST RESULT**

**APPENDIX C. RADIATED SPURIOUS EMISSION**

**APPENDIX D. DUTY CYCLE PLOTS**

**APPENDIX E. SETUP PHOTOGRAPHS**



### REVISION HISTORY

REPORT NO.	VERSION	DESCRIPTION	ISSUED DATE
FR311926D	Rev. 01	Initial issue of report	Apr. 07, 2023



### SUMMARY OF TEST RESULT

Report Section	FCC Rule	Description	Limit for U-NII-1/2A/2C	Limit for U-NII-3	Result	Remark
3.1	2.1049 & 15.403(i)	6dB, 26dB & 99% Bandwidth	-	6dB Bandwidth > 500kHz	Pass	-
3.2	15.407(a)	Maximum Conducted Output Power	≤ 24 dBm	≤ 30 dBm	Pass	-
3.3	15.407(a)	Power Spectral Density	≤ 11 dBm/MHz	≤ 30 dBm/500kHz	Pass	-
3.4	15.407(b)	Unwanted Emissions	15.407(b) & 15.209(a)	15.407(b)(4)(i) & 15.209(a)	Pass	Under limit 4.05 dB at 5350.20 MHz
3.5	15.207	AC Conducted Emission	15.207(a)	15.207(a)	Pass	Under limit 10.68 dB at 0.192 MHz
3.6	15.203 & 15.407(a)	Antenna Requirement	N/A	N/A	Pass	-

<b>Declaration of Conformity:</b>
The test results with all measurement uncertainty excluded are presented in accordance with the regulation limits or requirements declared by manufacturers.
<b>Comments and Explanations:</b>
The declared of product specification for EUT presented in the report are provided by the manufacturer, and the manufacturer takes all the responsibilities for the accuracy of product specification.



# 1 General Description

## 1.1 Applicant

**Lenovo (Shanghai) Electronics Technology Co., Ltd.**

Section 304-305, Building No. 4, # 222, Meiyue Road,China (Shanghai) Pilot Free Trade Zone

## 1.2 Manufacturer

**Lenovo PC HK Limited**

23/F, Lincoln House, Taikoo Place 979 King's Road, Quarry Bay, Hong Kong, China

## 1.3 Product Feature of Equipment Under Test

Product Feature	
Equipment	Portable Tablet Computer
Brand Name	Lenovo
Model Name	TB360ZU
FCC ID	O57TB360ZU
IMEI Code	Conducted: 869864060008140 Conduction: 869864060010187 Radiation: 869864060010336
HW Version	TB360ZU
SW Version	TB360ZU_RF01_230312
EUT Stage	Identical Prototype

**Remark:** The above EUT's information was declared by manufacturer. Please refer to the specifications or user's manual for more detailed description.



### 1.4 Product Specification of Equipment Under Test

Standards-related Product Specification	
<b>Tx/Rx Frequency Range</b>	5180 MHz ~ 5240 MHz 5260 MHz ~ 5320 MHz 5500 MHz ~ 5720 MHz 5745 MHz ~ 5825 MHz
<b>Maximum Output Power to Antenna</b>	<p><b>&lt;5180 MHz ~ 5240 MHz&gt;</b>  802.11a : 15.76 dBm / 0.0377 W  802.11n HT20 : 14.53 dBm / 0.0284 W  802.11n HT40 : 15.47 dBm / 0.0352 W  802.11ac VHT20: 13.73 dBm / 0.0236 W  802.11ac VHT40: 12.44 dBm / 0.0175 W  802.11ac VHT80: 12.21 dBm / 0.0166 W</p> <p><b>&lt;5260 MHz ~ 5320 MHz&gt;</b>  802.11a : 15.76 dBm / 0.0377 W  802.11n HT20 : 14.43 dBm / 0.0277 W  802.11n HT40 : 15.53 dBm / 0.0357 W  802.11ac VHT20: 13.86 dBm / 0.0243 W  802.11ac VHT40: 12.40 dBm / 0.0174 W  802.11ac VHT80: 11.84 dBm / 0.0153 W</p> <p><b>&lt;5500 MHz ~ 5720 MHz &gt;</b>  802.11a : 15.86 dBm / 0.0385 W  802.11n HT20 : 14.52 dBm / 0.0283 W  802.11n HT40 : 15.97 dBm / 0.0395 W  802.11ac VHT20: 13.87 dBm / 0.0244 W  802.11ac VHT40: 12.92 dBm / 0.0196 W  802.11ac VHT80: 12.69 dBm / 0.0186 W</p> <p><b>&lt;5745 MHz ~ 5825 MHz&gt;</b>  802.11a : 15.59 dBm / 0.0362 W  802.11n HT20 : 14.30 dBm / 0.0269 W  802.11n HT40 : 15.27 dBm / 0.0337 W  802.11ac VHT20: 13.65 dBm / 0.0232 W  802.11ac VHT40: 12.24 dBm / 0.0167 W  802.11ac VHT80: 11.83 dBm / 0.0152 W</p>
<b>99% Occupied Bandwidth</b>	<p><b>&lt;5180 MHz ~ 5240 MHz&gt;</b>  802.11a : 16.68 MHz  802.11n HT20 : 17.88 MHz  802.11n HT40 : 36.66 MHz  802.11ac VHT80 : 75.64 MHz</p> <p><b>&lt;5260 MHz ~ 5320 MHz&gt;</b>  802.11a : 16.68 MHz  802.11n HT20 : 17.88 MHz  802.11n HT40 : 36.66 MHz  802.11ac VHT80 : 75.76 MHz</p> <p><b>&lt;5500 MHz ~ 5720 MHz&gt;</b>  802.11a : 16.73 MHz  802.11n HT20 : 17.88 MHz  802.11n HT40 : 36.66 MHz  802.11ac VHT80 : 75.64 MHz</p> <p><b>&lt;5745 MHz ~ 5825 MHz&gt;</b>  802.11a : 16.73 MHz  802.11n HT20 : 17.88 MHz  802.11n HT40 : 36.56 MHz</p>



	802.11ac VHT80 : 75.64 MHz
<b>Antenna Type / Gain</b>	<b>&lt;5180 MHz ~ 5240 MHz&gt;</b> PIFA Antenna with gain -0.46 dBi <b>&lt;5260 MHz ~ 5320 MHz&gt;</b> PIFA Antenna with gain -1.17 dBi <b>&lt;5500 MHz ~ 5720 MHz&gt;</b> PIFA Antenna with gain -0.01 dBi <b>&lt;5745 MHz ~ 5825 MHz&gt;</b> PIFA Antenna with gain -1.01 dBi
<b>Type of Modulation</b>	802.11a/n : OFDM (BPSK / QPSK / 16QAM / 64QAM) 802.11ac : OFDM (BPSK / QPSK / 16QAM / 64QAM / 256QAM)

Note: For 802.11n HT20 / ac VHT20 and 802.11n HT40 / ac VHT40 mode, the whole testing has assessed only 802.11n HT20/ HT40 by referring to their higher conducted power.

### 1.5 Modification of EUT

No modifications are made to the EUT during all test items.

### 1.6 Testing Location

Sporton International Inc. (Kunshan) is accredited to ISO/IEC 17025:2017 by American Association for Laboratory Accreditation with Certificate Number 5145.02.

<b>Test Firm</b>	Sporton International Inc. (Kunshan)		
<b>Test Site Location</b>	No. 1098, Pengxi North Road, Kunshan Economic Development Zone Jiangsu Province 215300 People's Republic of China TEL : +86-512-57900158 FAX : +86-512-57900958		
<b>Test Site No.</b>	<b>Sporton Site No.</b>	<b>FCC Designation No.</b>	<b>FCC Test Firm Registration No.</b>
	CO01-KS 03CH06-KS TH01-KS	CN1257	314309



### 1.7 Test Software

Item	Site	Manufacturer	Name	Version
1.	03CH06-KS	AUDIX	E3	6.2009-8-24al
2.	CO01-KS	AUDIX	E3	6.2009-8-24

### 1.8 Applicable Standards

According to the specifications of the manufacturer, the EUT must comply with the requirements of the following standards:

- ♦ 47 CFR Part 15 Subpart E
- ♦ FCC KDB 789033 D02 General UNII Test Procedures New Rules v02r01.
- ♦ ANSI C63.10-2013

**Remark:**

1. All test items were verified and recorded according to the standards and without any deviation during the test.
2. This EUT has also been tested and complied with the requirements of FCC Part 15, Subpart B, recorded in a separate test report.





## 2 Test Configuration of Equipment Under Test

- a. The EUT has been associated with peripherals and configuration operated in a manner tended to maximize its emission characteristics in a typical application. Frequency range investigated: conduction emission (150 kHz to 30 MHz), radiation emission (9 kHz to the 10th harmonic of the highest fundamental frequency or to 40 GHz, whichever is lower). For radiated measurement, pre-scanned in three orthogonal panels, X, Y, Z. The worst cases (X plane) were recorded in this report.
- b. AC power line Conducted Emission was tested under maximum output power.

### 2.1 Carrier Frequency and Channel

Frequency Band	Channel	Freq. (MHz)	Channel	Freq. (MHz)
5180-5240 MHz U-NII-1	36	5180	44	5220
	38*	5190	46*	5230
	40	5200	48	5240
	42 <sup>#</sup>	5210		

Frequency Band	Channel	Freq. (MHz)	Channel	Freq. (MHz)
5260-5320 MHz U-NII-2A	52	5260	60	5300
	54*	5270	62*	5310
	56	5280	64	5320
	58 <sup>#</sup>	5290		

Frequency Band	Channel	Freq. (MHz)	Channel	Freq. (MHz)
5500-5720MHz U-NII-2C	100	5500	112	5560
	102*	5510	116	5580
	104	5520	132	5660
	106 <sup>#</sup>	5530	134*	5670
	108	5540	136	5680
	110*	5550	140	5700

Frequency Band	Channel	Freq. (MHz)	Channel	Freq. (MHz)
5745-5825 MHz U-NII-3	149	5745	157	5785
	151*	5755	159*	5795
	153	5765	161	5805
	155 <sup>#</sup>	5775	165	5825



Frequency Band	Channel	Freq. (MHz)	Channel	Freq. (MHz)
TDWR Channel	118*	5590	124	5620
	120	5600	126*	5630
	122 <sup>#</sup>	5610	128	5640

Frequency Band	Channel	Freq. (MHz)	Channel	Freq. (MHz)
Straddle Channel	138 <sup>#</sup>	5690	144	5720
	142*	5710		

Note:

1. The above Frequency and Channel in "\*" were 802.11n HT40 and 802.11ac VHT40.
2. The above Frequency and Channel in "<sup>#</sup>" were 802.11ac VHT80.



## 2.2 Test Mode

Final test modes are considering the modulation and worse data rates as below table.

Modulation	Data Rate
802.11a	6 Mbps
802.11n HT20	MCS0
802.11n HT40	MCS0
802.11ac VHT80	MCS0

<b>AC Conducted Emission</b>	Mode 1 : GSM850 Idle + WLAN Link(5G) + BT Link + USB Cable 2(Charging From Adaptor2)
<b>Remark:</b> For Radiated Test Cases, The tests were performance with Adapter2, Earphone and USB Cable2	

CO-location
Bluetooth-LE_GSKF CH39 2M TX + 802.11n HT40_CH62_5310MHz TX + LTE_B13_BW_5M link



Ch. #		U-NII-1	U-NII-2A	U-NII-2C	U-NII-3
		802.11a	802.11a	802.11a	802.11a
L	Low	36	52	100	149
M	Middle	44	60	116	157
H	High	48	64	140	165
Straddle		-	-	144	-

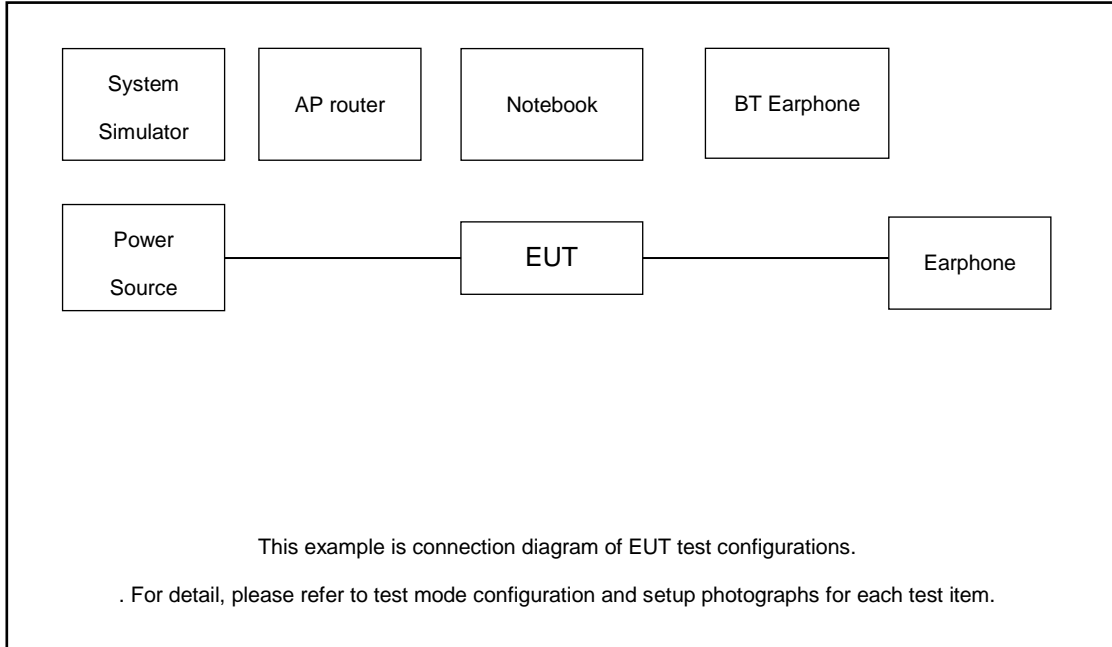
Ch. #		U-NII-1	U-NII-2A	U-NII-2C	U-NII-3
		802.11n HT20	802.11n HT20	802.11n HT20	802.11n HT20
L	Low	36	52	100	149
M	Middle	44	60	116	157
H	High	48	64	140	165
Straddle		-	-	144	-

Ch. #		U-NII-1	U-NII-2A	U-NII-2C	U-NII-3
		802.11n HT40	802.11n HT40	802.11n HT40	802.11n HT40
L	Low	38	54	102	151
M	Middle	-	-	110	-
H	High	46	62	134	159
Straddle		-	-	142	-

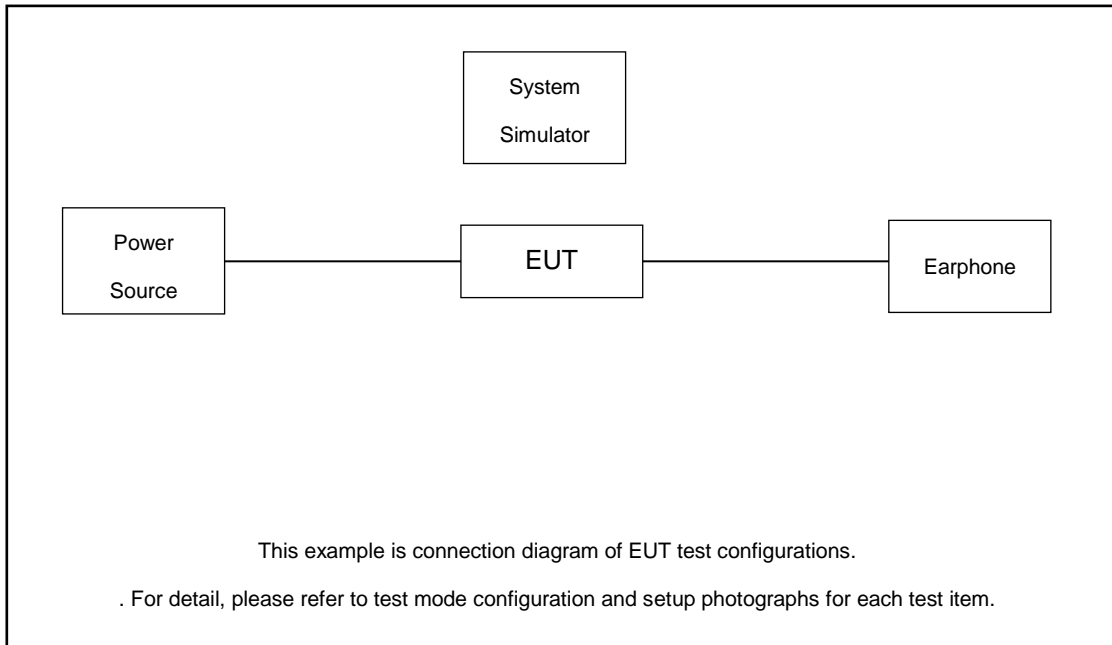
Ch. #		U-NII-1	U-NII-2A	U-NII-2C	U-NII-3
		802.11ac VHT80	802.11ac VHT80	802.11ac VHT80	802.11ac VHT80
L	Low	-	-	106	-
M	Middle	42	58	-	155
H	High	-	-	-	-
Straddle		-	-	138	-

## 2.3 Connection Diagram of Test System

AC Conducted Emission:



Radiated Emission:





## 2.4 Support Unit used in test configuration and system

Item	Equipment	Trade Name	Model Name	FCC ID	Data Cable	Power Cord
1.	LTE Base Station	Anritus	MT8821C	N/A	N/A	Unshielded,1.8m
2.	Bluetooth Earphone	Lenovo	LBH308	N/A	N/A	N/A
3.	Notebook	Lenovo	G480	QDS-BRCM1050I	N/A	shielded cable DC O/P 1.8m , Unshielded AC I/P cable 1.8m
4.	WLAN AP	D-link	DIR-655	KA21R655B1	N/A	Unshielded,1.8m
5.	SD Card	Kingston	8GB	N/A	N/A	N/A
6.	Earphone	N/A	N/A	N/A	N/A	N/A



## 2.5 EUT Operation Test Setup

For WLAN RF test items, an engineering test program was provided and enabled to make EUT continuously transmit/receive.

For AC power line conducted emissions, the EUT was set to connect with the WLAN AP under large package sizes transmission.

## 2.6 Measurement Results Explanation Example

**For all conducted test items:**

The offset level is set in the spectrum analyzer to compensate the RF cable loss and attenuator factor between EUT conducted output port and spectrum analyzer. With the offset compensation, the spectrum analyzer reading level is exactly the EUT RF output level.

Example :

The spectrum analyzer offset is derived from RF cable loss

*Offset = RF cable loss*

Following shows an offset computation example with cable loss 7.20 dB

$$\begin{aligned} \text{Offset(dB)} &= \text{RF cable loss(dB)} \\ &= 7.20 \text{ (dB)} \end{aligned}$$



### 3 Test Result

#### 3.1 6dB and 26dB and 99% Occupied Bandwidth Measurement

##### 3.1.1 Description of 6dB and 26dB and 99% Occupied Bandwidth

The minimum 6 dB bandwidth shall be at least 500 kHz.

26dB and 99% Occupied bandwidth are reporting only.

##### 3.1.2 Measuring Instruments

The measuring equipment is listed in the section 4 of this test report.

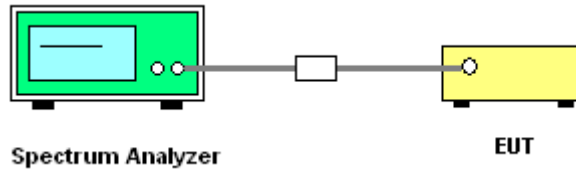
##### 3.1.3 Test Procedures

- The testing follows FCC KDB 789033 D02 General UNII Test Procedures New Rules v02r01.

<input checked="" type="checkbox"/>	Section C) Bandwidth Measurement 1. Emission Bandwidth (EBW) and 99% OBW
	<ol style="list-style-type: none"> <li>Set RBW = approximately 1% of the emission bandwidth.</li> <li>Set the VBW &gt; RBW.</li> <li>Detector = Peak.</li> <li>Trace mode = max hold</li> <li>Measure the maximum width of the emission that is 26 dB down from the peak of the emission. Compare this with the RBW setting of the analyzer. Readjust RBW and repeat measurement as needed until the RBW/EBW ratio is approximately 1%.</li> <li>For 99% Bandwidth Measurement, the spectrum analyzer's resolution bandwidth (RBW) is set to 1%~5% of the OBW and set the Video bandwidth (VBW) ≥ 3 * RBW.</li> <li>Measure and record the results in the test report.</li> </ol>
<input checked="" type="checkbox"/>	Section C) Bandwidth Measurement 2. Minimum Emission Bandwidth for the band 5.725 - 5.85 GHz
	<ol style="list-style-type: none"> <li>Set RBW = 100kHz.</li> <li>Set the VBW ≥ 3 x RBW.</li> <li>Detector = Peak.</li> <li>Trace mode = max hold</li> <li>Measure the maximum width of the emission that is 6 dB down from the peak of the emission.</li> <li>Measure and record the results in the test report.</li> </ol>

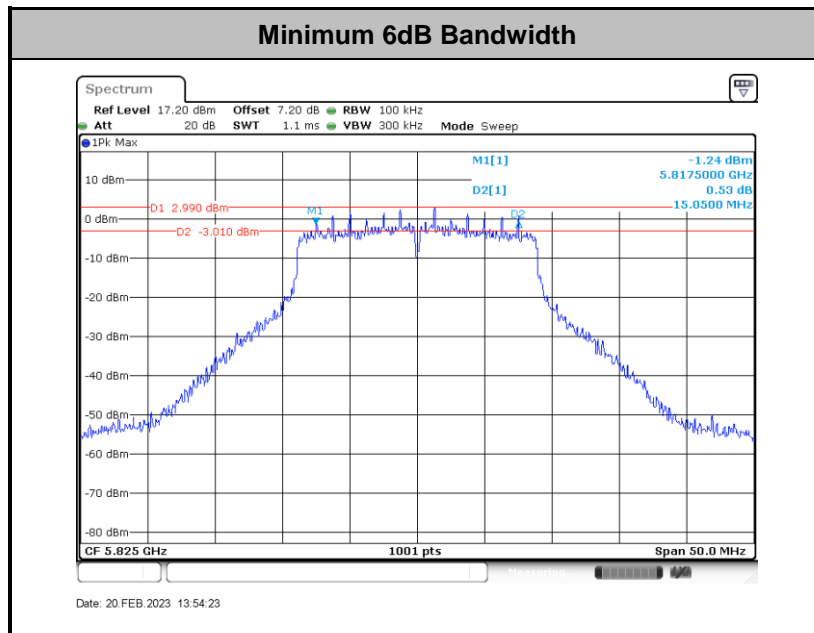


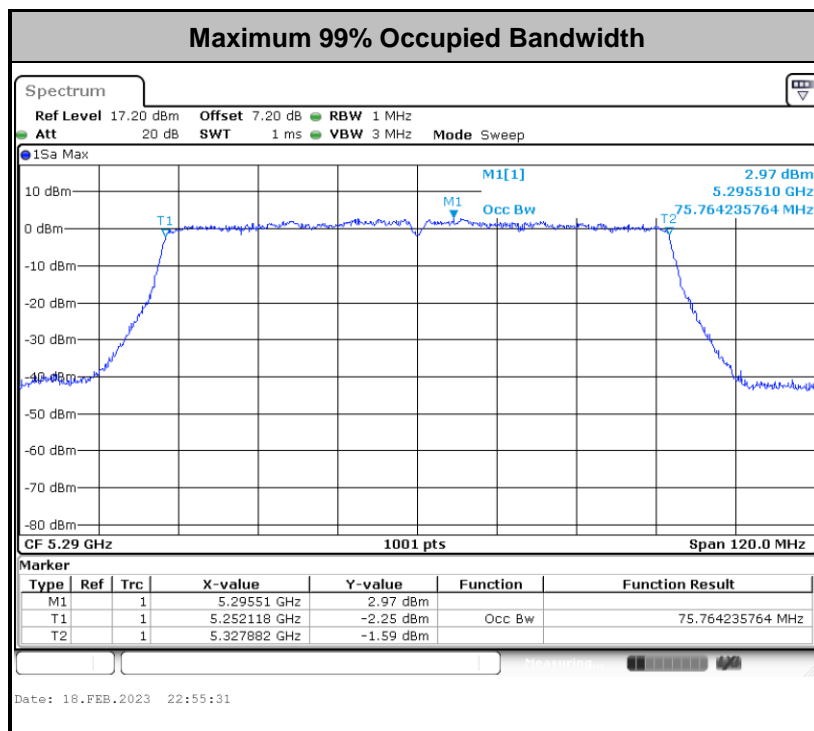
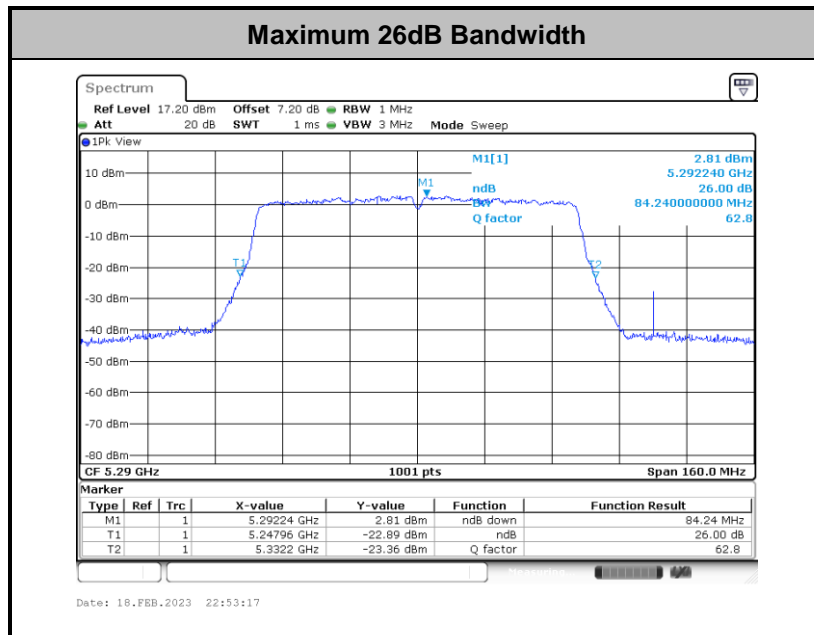
### 3.1.4 Test Setup



### 3.1.5 Test Result of 6dB Bandwidth

Please refer to Appendix A.





**Note:** The occupied channel bandwidth is maintained within the band of operation for all of the modulations.



## 3.2 Maximum Conducted Output Power Measurement

### 3.2.1 Limit of Maximum Conducted Output Power

<FCC 14-30 CFR 15.407>

For mobile and portable client devices in the 5.15–5.25 GHz band, the maximum conducted output power over the frequency band of operation shall not exceed 250 mW.

For the 5.25–5.725 GHz bands, the maximum conducted output power over the frequency bands of operation shall not exceed the lesser of 250 mW or  $11 \text{ dBm} + 10 \log B$ , where B is the 26 dB emission bandwidth in megahertz.

For the band 5.725–5.85 GHz, the maximum conducted output power over the frequency band of operation shall not exceed 1 W.

For Straddle Channel, According to KDB 789033 D02 General UNII Test Procedures New Rules v02r01, If the power and PSD of the devices are uniform and comply with the lower limits specified for the U-NII-2 bands, a single measurement over the entire emission bandwidth can be performed to show compliance.

If transmitting antennas of directional gain greater than 6 dBi are used, the peak output power shall be reduced by the amount in dB that the directional gain of the antenna exceeds 6 dBi.

Note that U-NII-2 band, devices with a maximum e.i.r.p. greater than 500 mW shall implement TPC in order to have the capability to operate at least 6 dB below the maximum permitted e.i.r.p. of 1 W.

### 3.2.2 Measuring Instruments

The measuring equipment is listed in the section 4 of this test report.

### 3.2.3 Test Procedures

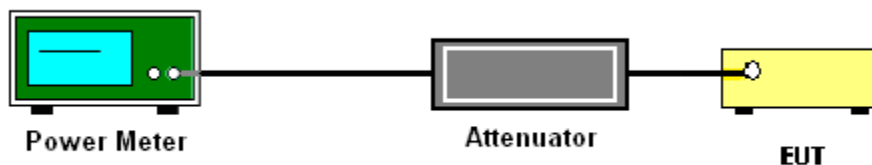
The testing follows Method PM of FCC KDB 789033 D02 General UNII Test Procedures New Rules v02r01.

Method PM (Measurement using an RF average power meter):

1. Measurement is performed using a wideband RF power meter.
2. The EUT is configured to transmit continuously with a consistent duty cycle at its maximum power control level.
3. Measure the average power of the transmitter, and the average power is corrected with duty factor,  $10 \log(1/x)$ , where  $x$  is the duty cycle.

For Straddle Channel, According to KDB 789033 D02 General UNII Test Procedures New Rules v02r01, If the power and PSD of the devices are uniform and comply with the lower limits specified for the U-NII-2 bands, a single measurement over the entire emission bandwidth can be performed to show compliance.

### 3.2.4 Test Setup



### 3.2.5 Test Result of Maximum Conducted Output Power

Please refer to Appendix A.



### 3.3 Power Spectral Density Measurement

#### 3.3.1 Limit of Power Spectral Density

<FCC 14-30 CFR 15.407>

For mobile and portable client devices in the 5.15–5.25 GHz band, the maximum power spectral density shall not exceed 11dBm in any 1 megahertz band.

For the 5.25–5.725 GHz bands, the maximum power spectral density shall not exceed 11 dBm in any 1 megahertz band.

For the band 5.725–5.85 GHz, the maximum power spectral density shall not exceed 30 dBm in any 500-kHz band.

For Straddle Channel, According to KDB 789033 D02 General UNII Test Procedures New Rules v02r01, If the power and PSD of the devices are uniform and comply with the lower limits specified for the U-NII-2 bands, a single measurement over the entire emission bandwidth can be performed to show compliance.

If transmitting antennas of directional gain greater than 6 dBi are used, the peak output power shall be reduced by the amount in dB that the directional gain of the antenna exceeds 6 dBi.

#### 3.3.2 Measuring Instruments

The measuring equipment is listed in the section 4 of this test report.

#### 3.3.3 Test Procedures

The testing follows FCC KDB 789033 D02 General UNII Test Procedures New Rules v01r04.

Section F) Maximum power spectral density.

**For devices operating in the bands 5.15 - 5.25 GHz, 5.25 - 5.35 GHz, and 5.47 - 5.725 GHz**

**# Method SA-2 #**

(trace averaging across on and off times of the EUT transmissions, followed by duty cycle correction).

- Measure the duty cycle.
- Set span to encompass the entire emission bandwidth (EBW) of the signal.
- Set RBW = 1 MHz.
- Set VBW  $\geq$  3 MHz.
- Number of points in sweep  $\geq$  2 Span / RBW.

- Sweep time = auto.
- Detector = RMS
- Trace average at least 100 traces in power averaging mode.
- Add  $10 \log(1/x)$ , where  $x$  is the duty cycle, to the measured power in order to compute the average power during the actual transmission times. For example, add  $10 \log(1/0.25) = 6$  dB if the duty cycle is 25 percent.

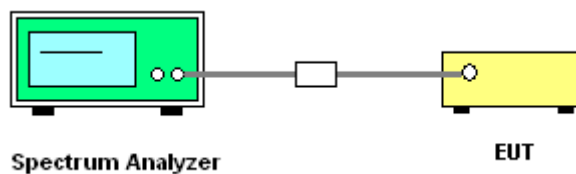
**For devices operating in the band 5.725 - 5.85 GHz**

**# Method SA-2 #**

(trace averaging across on and off times of the EUT transmissions, followed by duty cycle correction).

- Measure the duty cycle.
- Set span to encompass the entire emission bandwidth (EBW) of the signal.
- Set RBW = 500KHz (or 300 kHz if the SA can't set RBW=500KHz).
- Set VBW  $\geq 1$  MHz.
- Number of points in sweep  $\geq 2$  Span / RBW.
- Sweep time = auto.
- Detector = RMS
- Trace average at least 100 traces in power averaging mode.
- If the SA can't set RBW=500KHz, then add  $10 \log(500\text{kHz}/\text{RBW})$  to the test result.
- Add  $10 \log(1/x)$ , where  $x$  is the duty cycle, to the measured power in order to compute the average power during the actual transmission times. For example, add  $10 \log(1/0.25) = 6$  dB if the duty cycle is 25 percent.

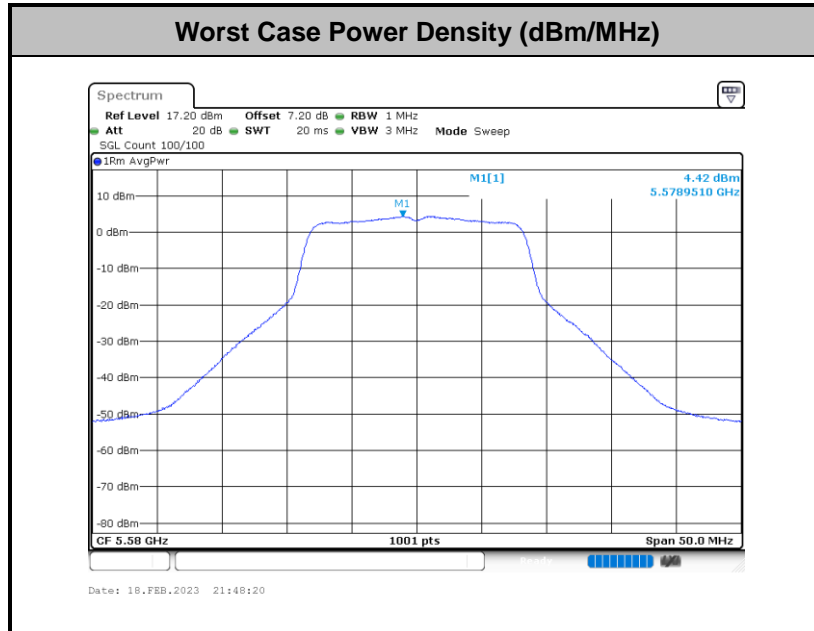
**3.3.4 Test Setup**



### 3.3.5 Test Result of Power Spectral Density

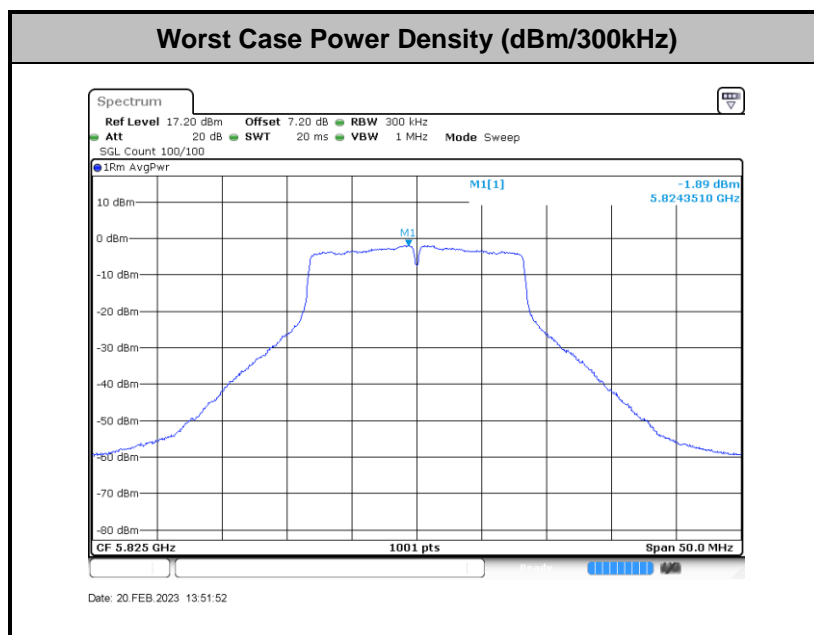
Please refer to Appendix A.

**For devices operating in the bands 5.15 - 5.25 GHz, 5.25 - 5.35 GHz, and 5.47 - 5.725 GHz**



**Note:** Average Power Density (dB) = Measured value+ Duty Factor

**For devices operating in the band 5.725 - 5.85 GHz**





## 3.4 Unwanted Emissions Measurement

This section as specified in FCC Part 15.407(b) is to measure unwanted emissions through radiated measurement for band edge spurious emissions and out of band emissions measurement. The unwanted emissions shall comply with 15.407(b)(1) to (6), and restricted bands per FCC Part 15.205.

### 3.4.1 Limit of Unwanted Emissions

- (1) For transmitters operating in the 5150-5250 MHz band: all emissions outside of the 5150-5350 MHz band shall not exceed an EIRP of  $-27$  dBm/MHz.

For transmitters operating in the 5250-5350 MHz band: all emissions outside of the 5150-5350 MHz band shall not exceed an EIRP of  $-27$  dBm/MHz. Devices operating in the 5250-5350 MHz band that generate emissions in the 5150-5250 MHz band must meet all applicable technical requirements for operation in the 5150-5250 MHz band (including indoor use) or alternatively meet an out-of-band emission EIRP limit of  $-27$  dBm/MHz in the 5150-5250 MHz band.

For transmitters operating in the 5470-5600 MHz and 5650-5725 MHz band: all emissions outside of the 5470-5600 MHz and 5650-5725 MHz band shall not exceed an EIRP of  $-27$  dBm/MHz.

- (2) For transmitters operating in the 5.725-5.85 GHz band:
- 15.407(b)(4)(i) All emissions shall be limited to a level of  $-27$  dBm/MHz at 75 MHz or more above or below the band edge increasing linearly to 10 dBm/MHz at 25 MHz above or below the band edge, and from 25 MHz above or below the band edge increasing linearly to a level of 15.6 dBm/MHz at 5 MHz above or below the band edge, and from 5 MHz above or below the band edge increasing linearly to a level of 27 dBm/MHz at the band edge.





(3) Unwanted spurious emissions fallen in restricted bands shall comply with the general field strength limits as below table,

Frequency (MHz)	Field Strength (microvolts/meter)	Measurement Distance (meters)
0.009 – 0.490	2400/F(kHz)	300
0.490 – 1.705	24000/F(kHz)	30
1.705 – 30.0	30	30
30 – 88	100	3
88 – 216	150	3
216 - 960	200	3
Above 960	500	3

(4) EIRP (dBm)	Field Strength at 3m (dBµV/m)
- 27	68.3

Note: The following formula is used to convert the EIRP to field strength.

$$EIRP = E_{Meas} + 20\log (d_{Meas}) - 104.7$$

where

EIRP is the equivalent isotropically radiated power, in dBm

E<sub>Meas</sub> is the field strength of the emission at the measurement distance, in dBµV/m

d<sub>Meas</sub> is the measurement distance, in m

(4) ANSI C63.10-2013 clause 12.7.3 note 97

As specified by regulatory requirements, emissions above 1000 MHz that are outside of the restricted bands are subject to a peak emission limit. However, an out-of-band emission that complies with both the average and peak general regulatory limits is not required to satisfy the peak emission limit.

### 3.4.2 Measuring Instruments

The measuring equipment is listed in the section 4 of this test report.



### 3.4.3 Test Procedures

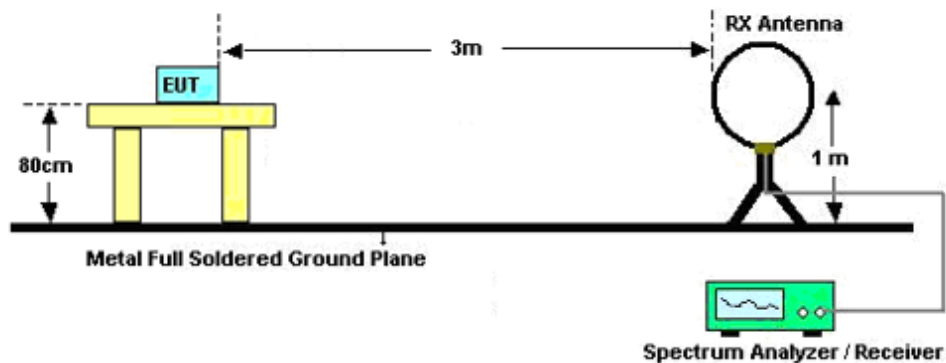
1. The testing follows FCC KDB 789033 D02 General UNII Test Procedures New Rules v01r04. Section G) Unwanted emissions measurement.
  - (1) Procedure for Unwanted Emissions Measurements Below 1000MHz
    - RBW = 120 kHz
    - VBW = 300 kHz
    - Detector = Peak
    - Trace mode = max hold
  - (2) Procedure for Peak Unwanted Emissions Measurements Above 1000 MHz
    - RBW = 1 MHz
    - VBW  $\geq$  3 MHz
    - Detector = Peak
    - Sweep time = auto
    - Trace mode = max hold
  - (3) Procedures for Average Unwanted Emissions Measurements Above 1000MHz
    - RBW = 1 MHz
    - VBW = 10 Hz, when duty cycle is no less than 98 percent.
    - VBW  $\geq$  1/T, when duty cycle is less than 98 percent where T is the minimum transmission duration over which the transmitter is on and is transmitting at its maximum power control level for the tested mode of operation.
  - (4) Procedures for Average Unwanted Emissions Measurements Above 1000MHz
    - RBW = 1 MHz
    - VBW = 3 MHz
    - Detector = power averaging (rms), set span/(# of points in sweep)  $\geq$  RBW/2.
    - Averaging type = power averaging(RMS)
    - The correction factor shall be offset is 10 log (1/x), where x is the duty cycle.
2. The EUT was placed on a turntable with 0.8 meter for frequency below 1GHz and 1.5 meter for frequency above 1GHz respectively above ground.
3. The EUT was set 3 meters from the interference receiving antenna which was mounted on the top of a variable height antenna tower.
4. The antenna is a broadband antenna and its height is adjusted between one meter and four meters above ground to find the maximum value of the field strength for both horizontal

polarization and vertical polarization of the antenna.

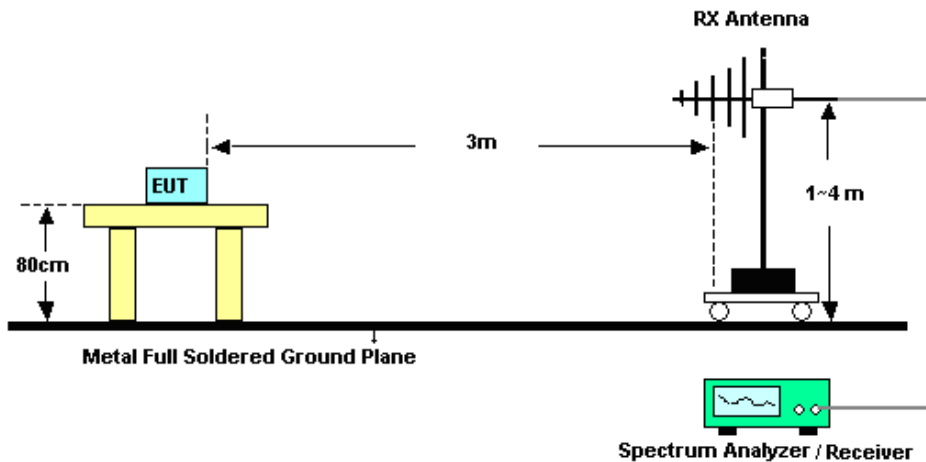
5. For each suspected emission, the EUT was arranged to its worst case and then adjust the antenna tower (from 1 m to 4 m) and turntable (from 0 degree to 360 degrees) to find the maximum reading.
6. For testing below 1GHz, if the emission level of the EUT in peak mode was 3 dB lower than the limit specified, then peak values of EUT will be reported, otherwise, the emissions will be repeated one by one using the CISPR quasi-peak method and reported.
7. For testing above 1GHz, the emission level of the EUT in peak mode was 20dB lower than average limit (that means the emission level in average mode also complies with the limit in average mode), then peak values of EUT will be reported, otherwise, the emissions will be measured in average mode again and reported.

### 3.4.4 Test Setup

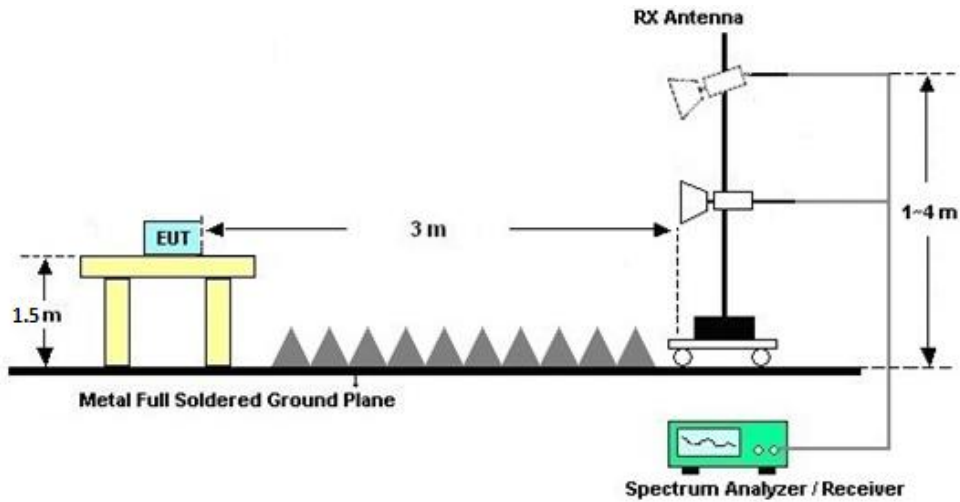
For radiated emissions below 30MHz



For radiated emissions from 30MHz to 1GHz



For radiated emissions above 1GHz



### 3.4.5 Test Results of Radiated Spurious Emissions (9 kHz ~ 30 MHz)

The low frequency, which started from 9 kHz to 30MHz, was pre-scanned and the result which was 20dB lower than the limit line was not reported.

There is a comparison data of both open-field test site and semi-Anechoic chamber, and the result came out very similar.

### 3.4.6 Test Result of Radiated Spurious at Band Edges

Please refer to Appendix C.

### 3.4.7 Duty Cycle

Please refer to Appendix D.

### 3.4.8 Test Result of Radiated Spurious Emissions (30MHz ~ 10th Harmonic)

Please refer to Appendix C.



### 3.5 AC Conducted Emission Measurement

#### 3.5.1 Limit of AC Conducted Emission

For equipment that is designed to be connected to the public utility (AC) power line, the radio frequency voltage that is conducted back onto the AC power line on any frequency or frequencies within the band 150 kHz to 30 MHz shall not exceed the limits in the following table.

Frequency of emission (MHz)	Conducted limit (dBµV)	
	Quasi-peak	Average
0.15-0.5	66 to 56*	56 to 46*
0.5-5	56	46
5-30	60	50

\*Decreases with the logarithm of the frequency.

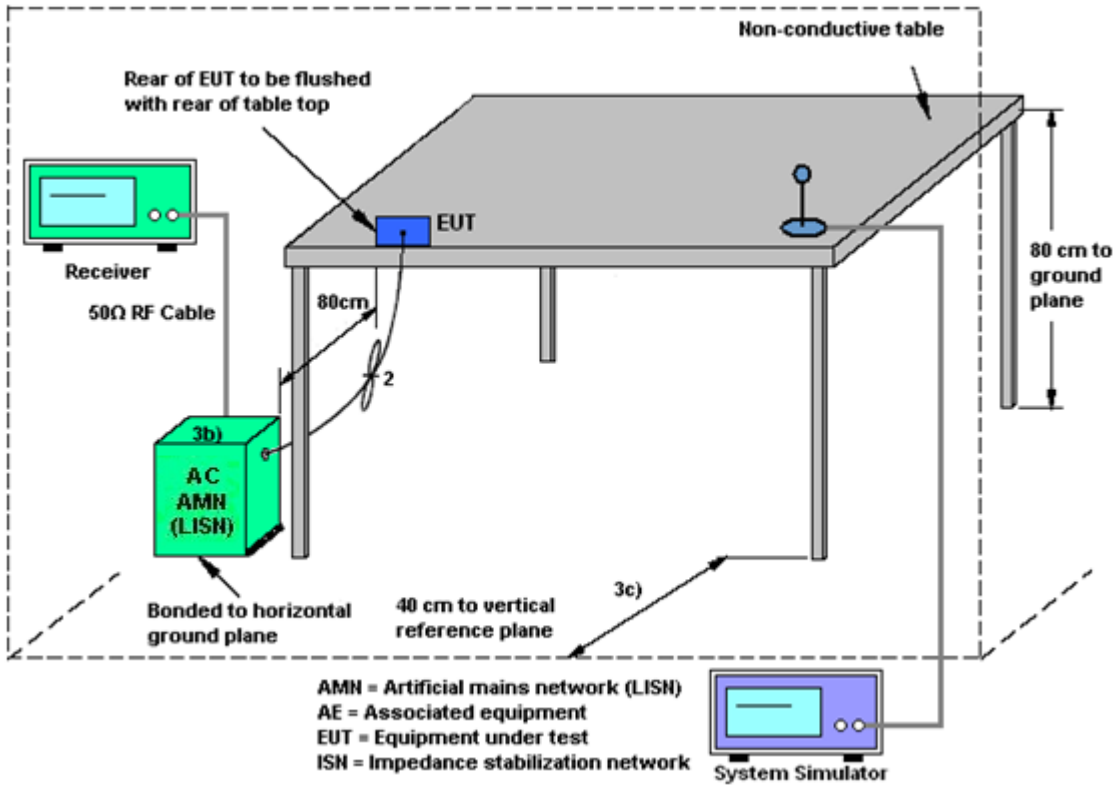
#### 3.5.2 Measuring Instruments

The measuring equipment is listed in the section 4 of this test report.

#### 3.5.3 Test Procedures

1. The EUT was placed 0.4 meter from the conducting wall of the shielding room was kept at least 80 centimeters from any other grounded conducting surface.
2. Connect EUT to the power mains through a line impedance stabilization network (LISN).
3. All the support units are connecting to the other LISN.
4. The LISN provides 50 ohm coupling impedance for the measuring instrument.
5. The FCC states that a 50 ohm, 50 microhenry LISN should be used.
6. Both sides of AC line were checked for maximum conducted interference.
7. The frequency range from 150 kHz to 30 MHz was searched.
8. Set the test-receiver system to Peak Detect Function and specified bandwidth with Maximum Hold Mode.

### 3.5.4 Test Setup



### 3.5.5 Test Result of AC Conducted Emission

Please refer to Appendix B.



## **3.6 Antenna Requirements**

### **3.6.1 Standard Applicable**

According to FCC 47 CFR Section 15.407(a)(1)(2), if transmitting antenna directional gain is greater than 6 dBi, both the peak transmit power and the peak power spectral density shall be reduced by the amount in dB that the directional gain of the antenna exceeds 6 dBi.

### **3.6.2 Antenna Anti-Replacement Construction**

An embedded-in antenna design is used.

### **3.6.3 Antenna Gain**

The antenna peak gain of EUT is less than 6 dBi. Therefore, it is not necessary to reduce maximum peak output power limit.



## 4 List of Measuring Equipment

Instrument	Manufacturer	Model No.	Serial No.	Characteristics	Calibration Date	Test Date	Due Date	Remark
Spectrum Analyzer	R&S	FSV30	101338	10Hz~30GHz	May. 24, 2022	Feb. 18, 2023~ Feb 20 2023	May. 23, 2023	Conducted (TH01-KS)
Spectrum Analyzer	R&S	FSV40	101040	10Hz~40GHz	Oct. 12, 2022	Feb. 18, 2023~ Feb 20 2023	Oct. 11, 2023	Conducted (TH01-KS)
Pulse Power Sensor	Anritsu	MA2411B	0917070	300MHz~40GHz	Jan. 05, 2023	Feb. 18, 2023~ Feb 20 2023	Jan. 04, 2024	Conducted (TH01-KS)
Power Meter	Anritsu	ML2495A	1005002	50MHz Bandwidth	Jan. 05, 2023	Feb. 18, 2023~ Feb 20 2023	Jan. 04, 2024	Conducted (TH01-KS)
Pulse Power Sensor	Anritsu	MA2411B	1339163	300MHz~40GHz	Oct. 12, 2022	Feb. 18, 2023~ Feb 20 2023	Oct. 11, 2023	Conducted (TH01-KS)
Power Meter	Anritsu	ML2495A	1435004	50MHz Bandwidth	Jan. 05, 2023	Feb. 18, 2023~ Feb 20 2023	Jan. 04, 2024	Conducted (TH01-KS)
Temperature & humidity chamber	Hongzhan	LP-150U	H201401144 0	-40~+150°C 20%~95%RH	Jul. 15, 2022	Feb. 18, 2023~ Feb 20 2023	Jul. 14, 2023	Conducted (TH01-KS)
EMI Receiver	R&S	ESCI7	100768	9kHz~7GHz;	May. 24, 2022	Mar. 22, 2023	May. 23, 2023	Conduction (CO01-KS)
AC LISN (for auxiliary equipment)	MessTec	AN3016	060103	9kHz~30MHz	Oct. 13, 2022	Mar. 22, 2023	Oct. 12, 2023	Conduction (CO01-KS)
AC LISN	MessTec	AN3016	060105	9kHz~30MHz	May. 24, 2022	Mar. 22, 2023	May. 23, 2023	Conduction (CO01-KS)
AC Power Source	Chroma	61602	ABP0000008 11	AC 0V~300V, 45Hz~1000Hz	Oct. 12, 2022	Mar. 22, 2023	Oct. 11, 2023	Conduction (CO01-KS)
EMI Test Receiver	Keysight	N9038A	MY56400004	3Hz~8.5GHz;Ma x 30dBm	Oct. 13, 2022	Feb. 17, 2023~ Mar. 27, 2023	Oct. 12, 2023	Radiation (03CH06-KS)
EXA Spectrum Analyzer	Keysight	N9010B	MY60242126	10Hz~44GHz	Oct. 13, 2022	Feb. 17, 2023~ Mar. 27, 2023	Oct. 12, 2023	Radiation (03CH06-KS)
Loop Antenna	R&S	HFH2-Z2	100321	9kHz~30MHz	Oct. 16, 2022	Feb. 17, 2023~ Mar. 27, 2023	Oct. 15, 2023	Radiation (03CH06-KS)
Bilog Antenna	TeseQ	CBL6111D	49921	30MHz-1GHz	May 24, 2022	Feb. 17, 2023~ Mar. 27, 2023	May 23, 2023	Radiation (03CH06-KS)
Double Ridge Horn Antenna	ETS-Lindgren	3117	00218652	1GHz~18GHz	Apr. 18, 2022	Feb. 17, 2023~ Mar. 27, 2023	Apr. 17, 2023	Radiation (03CH06-KS)
SHF-EHF Horn	Com-power	AH-840	101093	18GHz~40GHz	Jan. 08, 2023	Feb. 17, 2023~ Mar. 27, 2023	Jan. 07, 2024	Radiation (03CH06-KS)
Amplifier	SONOMA	310N	380827	9KHz ~1GHZ	Jul. 11, 2022	Feb. 17, 2023~ Mar. 27, 2023	Jul. 10, 2023	Radiation (03CH06-KS)
Amplifier	MITEQ	EM18G40GGA	060728	18~40GHz	Jan. 05, 2023	Feb. 17, 2023~ Mar. 27, 2023	Jan. 04, 2024	Radiation (03CH06-KS)
high gain Amplifier	MITEQ	AMF-7D-0010 1800-30-10P	2082395	1Ghz-18Ghz	Jan. 05, 2023	Feb. 17, 2023~ Mar. 27, 2023	Jan. 04, 2024	Radiation (03CH06-KS)
Amplifier	Keysight	83017A	MY53270319	500MHz~26.5G Hz	Oct. 12, 2022	Feb. 17, 2023~ Mar. 27, 2023	Oct. 12, 2023	Radiation (03CH06-KS)
AC Power Source	Chroma	61601	F104090004	N/A	NCR	Feb. 17, 2023~ Mar. 27, 2023	NCR	Radiation (03CH06-KS)
Turn Table	ChamPro	EM 1000-T	060762-T	0~360 degree	NCR	Feb. 17, 2023~ Mar. 27, 2023	NCR	Radiation (03CH06-KS)
Antenna Mast	ChamPro	EM 1000-A	060762-A	1 m~4 m	NCR	Feb. 17, 2023~ Mar. 27, 2023	NCR	Radiation (03CH06-KS)

NCR: No Calibration Required





## 5 Uncertainty of Evaluation

The measurement uncertainties shown below were calculated in accordance with the requirements of ANSI 63.10-2013. All the measurement uncertainty value were shown with a coverage K=2 to indicate 95% level of confidence. The measurement data show herein meets or exceeds the CISPR measurement uncertainty values specified in CISPR 16-4-2 and can be compared directly to specified limit to determine compliance.

### Uncertainty of Conducted Measurement

Test Item	Uncertainty
Conducted Power	±0.46 dB
Conducted Emissions	±0.48 dB
Occupied Channel Bandwidth	±0.001 %
Conducted Power Spectral Density	±0.40 dB

### Uncertainty of Conducted Emission Measurement (150kHz ~ 30MHz)

Measuring Uncertainty for a Level of Confidence of 95% (U = 2Uc(y))	2.78 dB
---	---------

### Uncertainty of Radiated Emission Measurement (30 MHz ~ 1000 MHz)

Measuring Uncertainty for a Level of Confidence of 95% (U = 2Uc(y))	5.0 dB
---	--------

### Uncertainty of Radiated Emission Measurement (1000 MHz ~ 18000 MHz)

Measuring Uncertainty for a Level of Confidence of 95% (U = 2Uc(y))	5.0 dB
---	--------

### Uncertainty of Radiated Emission Measurement (18000 MHz ~ 40000 MHz)

Measuring Uncertainty for a Level of Confidence of 95% (U = 2Uc(y))	5.0 dB
---	--------



## Appendix A. Conducted Test Results

### A1. Conducted Test Results

Test Engineer:	Kib Shi	Temperature:	21~25	°C
Test Date:	2023/2/18~2023/2/20	Relative Humidity:	51~54	%

**TEST RESULTS DATA**  
**26dB and 99% OBW**

U-NII-1 single antenna								
Mod.	Data Rate	NTX	CH.	Freq. (MHz)	99% Bandwidth (MHz)	26 dB Bandwidth (MHz)	IC 99% Bandwidth EIRP Limit (dBm)	Note
					Ant 10	Ant 10	Ant 10	
11a	6Mbps	1	36	5180	16.68	21.63	22.22	
11a	6Mbps	1	44	5220	16.68	21.53	22.22	
11a	6Mbps	1	48	5240	16.68	21.63	22.22	
HT20	MCS0	1	36	5180	17.83	22.33	22.51	
HT20	MCS0	1	44	5220	17.88	22.68	22.52	
HT20	MCS0	1	48	5240	17.83	22.78	22.51	
HT40	MCS0	1	38	5190	36.56	41.54	23.01	
HT40	MCS0	1	46	5230	36.66	41.45	23.01	
VHT80	MCS0	1	42	5210	75.64	83.76	23.01	

**TEST RESULTS DATA**  
**Average Power Table**

FCC U-NII-1 single antenna								
Mod.	Data Rate	NTX	CH.	Freq. (MHz)	Average Conducted Power with duty factor (dBm)	FCC Conducted Power Limit (dBm)	DG (dBi)	Pass/Fail
					Ant 10	Ant 10	Ant 10	
11a	6Mbps	1	36	5180	15.76	24.00	-0.46	Pass
11a	6Mbps	1	44	5220	15.34	24.00	-0.46	Pass
11a	6Mbps	1	48	5240	15.26	24.00	-0.46	Pass
HT20	MCS0	1	36	5180	14.53	24.00	-0.46	Pass
HT20	MCS0	1	44	5220	14.15	24.00	-0.46	Pass
HT20	MCS0	1	48	5240	14.02	24.00	-0.46	Pass
HT40	MCS0	1	38	5190	15.47	24.00	-0.46	Pass
HT40	MCS0	1	46	5230	15.41	24.00	-0.46	Pass
VHT20	MCS0	1	36	5180	13.73	24.00	-0.46	Pass
VHT20	MCS0	1	44	5220	13.36	24.00	-0.46	Pass
VHT20	MCS0	1	48	5240	13.33	24.00	-0.46	Pass
VHT40	MCS0	1	38	5190	12.44	24.00	-0.46	Pass
VHT40	MCS0	1	46	5230	12.04	24.00	-0.46	Pass
VHT80	MCS0	1	42	5210	12.21	24.00	-0.46	Pass

**TEST RESULTS DATA**  
**Power Spectral Density**

FCC U-NII-1 single antenna									
Mod.	Data Rate	N <sub>TX</sub>	CH.	Freq. (MHz)	Duty Factor (dB)	Average Power Density with Duty Factor (dBm/MHz)	Average PSD Limit (dBm/MHz)	DG (dBi)	Pass /Fail
					Ant 10	Ant 10	Ant 10	Ant 10	
11a	6Mbps	1	36	5180	0.08	4.48	11.00	-0.46	Pass
11a	6Mbps	1	44	5220	0.08	3.83	11.00	-0.46	Pass
11a	6Mbps	1	48	5240	0.08	3.83	11.00	-0.46	Pass
HT20	MCS0	1	36	5180	0.08	2.95	11.00	-0.46	Pass
HT20	MCS0	1	44	5220	0.08	2.33	11.00	-0.46	Pass
HT20	MCS0	1	48	5240	0.08	2.17	11.00	-0.46	Pass
HT40	MCS0	1	38	5190	0.16	0.94	11.00	-0.46	Pass
HT40	MCS0	1	46	5230	0.16	0.30	11.00	-0.46	Pass
VHT80	MCS0	1	42	5210	0.32	-5.47	11.00	-0.46	Pass

**TEST RESULTS DATA**  
**26dB and 99% OBW**

U-NII-2A single antenna										
Mod.	Data Rate	NTX	CH.	Freq. (MHz)	99% Bandwidth (MHz)	26 dB Bandwidth (MHz)	IC 99% Bandwidth Power Limit (dBm)	IC 99% Bandwidth EIRP Limit (dBm)	FCC 26dB Bandwidth Power Limit (dBm)	Note
					Ant 10	Ant 10	Ant 10	Ant 10	Ant 10	
11a	6Mbps	1	52	5260	16.68	21.38	23.22	29.22	23.98	
11a	6Mbps	1	60	5300	16.68	21.38	23.22	29.22	23.98	
11a	6Mbps	1	64	5320	16.68	21.53	23.22	29.22	23.98	
HT20	MCS0	1	52	5260	17.88	22.73	23.52	29.52	23.98	
HT20	MCS0	1	60	5300	17.88	22.63	23.52	29.52	23.98	
HT20	MCS0	1	64	5320	17.88	22.88	23.52	29.52	23.98	
HT40	MCS0	1	54	5270	36.66	41.36	23.98	30.00	23.98	
HT40	MCS0	1	62	5310	36.66	41.54	23.98	30.00	23.98	
VHT80	MCS0	1	58	5290	75.76	84.24	23.98	30.00	23.98	

**TEST RESULTS DATA**  
**Average Power Table**

FCC U-NII-2A single antenna									
Mod.	Data Rate	NTX	CH.	Freq. (MHz)	Average Conducted Power with duty factor (dBm)	FCC Conducted Power Limit (dBm)	DG (dBi)	EIRP Power Limit (dBm)	Pass/Fail
					Ant 10	Ant 10	Ant 10		
11a	6Mbps	1	52	5260	15.10	23.98	-1.17	26.99	Pass
11a	6Mbps	1	60	5300	15.57	23.98	-1.17	26.99	Pass
11a	6Mbps	1	64	5320	15.76	23.98	-1.17	26.99	Pass
HT20	MCS0	1	52	5260	14.00	23.98	-1.17	26.99	Pass
HT20	MCS0	1	60	5300	14.30	23.98	-1.17	26.99	Pass
HT20	MCS0	1	64	5320	14.43	23.98	-1.17	26.99	Pass
HT40	MCS0	1	54	5270	14.84	23.98	-1.17	26.99	Pass
HT40	MCS0	1	62	5310	15.53	23.98	-1.17	26.99	Pass
VHT20	MCS0	1	52	5260	13.22	23.98	-1.17	26.99	Pass
VHT20	MCS0	1	60	5300	13.60	23.98	-1.17	26.99	Pass
VHT20	MCS0	1	64	5320	13.86	23.98	-1.17	26.99	Pass
VHT40	MCS0	1	54	5270	12.10	23.98	-1.17	26.99	Pass
VHT40	MCS0	1	62	5310	12.40	23.98	-1.17	26.99	Pass
VHT80	MCS0	1	58	5290	11.84	23.98	-1.17	26.99	Pass



**TEST RESULTS DATA**  
**Power Spectral Density**

U-NII-2A single antenna									
Mod.	Data Rate	NTX	CH.	Freq. (MHz)	Duty Factor (dB)	Average Power Density with Duty Factor (dBm/MHz)	Average PSD Limit (dBm/MHz)	DG (dBi)	Pass /Fail
					Ant 10	Ant 10	Ant 10	Ant 10	
11a	6Mbps	1	52	5260	0.08	3.61	11.00	-1.17	Pass
11a	6Mbps	1	60	5300	0.08	4.16	11.00	-1.17	Pass
11a	6Mbps	1	64	5320	0.08	4.41	11.00	-1.17	Pass
HT20	MCS0	1	52	5260	0.08	2.15	11.00	-1.17	Pass
HT20	MCS0	1	60	5300	0.08	2.52	11.00	-1.17	Pass
HT20	MCS0	1	64	5320	0.08	2.72	11.00	-1.17	Pass
HT40	MCS0	1	54	5270	0.16	0.13	11.00	-1.17	Pass
HT40	MCS0	1	62	5310	0.16	0.80	11.00	-1.17	Pass
VHT80	MCS0	1	58	5290	0.32	-5.62	11.00	-1.17	Pass

**TEST RESULTS DATA**  
**26dB and 99% OBW**

U-NII-2C single antenna										
Mod.	Data Rate	NTX	CH.	Freq. (MHz)	99% Bandwidth In U-NII 2C (MHz)	26 dB Bandwidth In U-NII 2C (MHz)	IC 99% Bandwidth Power Limit (dBm)	IC 99% Bandwidth EIRP Limit (dBm)	FCC 26dB Bandwidth Power Limit (dBm)	----
					Ant 10	Ant 10	Ant 10	Ant 10	Ant 10	
11a	6Mbps	1	100	5500	16.68	21.38	23.22	29.22	23.98	----
11a	6Mbps	1	116	5580	16.68	22.23	23.22	29.22	23.98	----
11a	6Mbps	1	140	5700	16.73	21.73	23.24	29.24	23.98	----
HT20	MCS0	1	100	5500	17.88	22.78	23.52	29.52	23.98	----
HT20	MCS0	1	116	5580	17.88	22.73	23.52	29.52	23.98	----
HT20	MCS0	1	140	5700	17.88	22.93	23.52	29.52	23.98	----
HT40	MCS0	1	102	5510	36.46	41.36	23.98	30.00	23.98	----
HT40	MCS0	1	110	5550	36.56	41.36	23.98	30.00	23.98	----
HT40	MCS0	1	134	5670	36.56	41.36	23.98	30.00	23.98	----
VHT80	MCS0	1	106	5530	75.64	83.28	23.98	30.00	23.98	----
VHT80	MCS0	1	122	5610	75.64	83.28	23.98	30.00	23.98	----

U-NII-2C straddle channel single antenna										
Mod.	Data Rate	NTX	CH.	Freq. (MHz)	99% Bandwidth In U-NII 2C (MHz)	26 dB Bandwidth In U-NII 2C (MHz)	IC 99% Bandwidth Power Limit (dBm)	IC 99% Bandwidth EIRP Limit (dBm)	FCC 26dB Bandwidth Power Limit (dBm)	-
					Ant 10	Ant 10	Ant 10	Ant 10	Ant 10	
11a	6Mbps	1	144	5720	16.73	21.48	23.24	29.24	23.98	-
HT20	MCS0	1	144	5720	17.88	22.68	23.52	29.52	23.98	-
HT40	MCS0	1	142	5710	36.66	41.90	23.98	30.00	23.98	-
VHT80	MCS0	1	138	5690	75.64	84.08	23.98	30.00	23.98	-

**TEST RESULTS DATA**  
**Average Power Table**

FCC U-NII-2C single antenna									
Mod.	Data Rate	NTX	CH.	Freq. (MHz)	Average Conducted Power with duty factor (dBm)	FCC Conducted Power Limit (dBm)	DG (dBi)	EIRP Power Limit (dBm)	Pass/Fail
					Ant 10	Ant 10	Ant 10		
11a	6Mbps	1	100	5500	15.46	23.98	-0.01	26.99	Pass
11a	6Mbps	1	116	5580	15.86	23.98	-0.01	26.99	Pass
11a	6Mbps	1	140	5700	15.72	23.98	-0.01	26.99	Pass
HT20	MCS0	1	100	5500	14.27	23.98	-0.01	26.99	Pass
HT20	MCS0	1	116	5580	14.52	23.98	-0.01	26.99	Pass
HT20	MCS0	1	140	5700	14.46	23.98	-0.01	26.99	Pass
HT40	MCS0	1	102	5510	15.36	23.98	-0.01	26.99	Pass
HT40	MCS0	1	110	5550	15.97	23.98	-0.01	26.99	Pass
HT40	MCS0	1	134	5670	15.34	23.98	-0.01	26.99	Pass
VHT20	MCS0	1	100	5500	13.73	23.98	-0.01	26.99	Pass
VHT20	MCS0	1	116	5580	13.87	23.98	-0.01	26.99	Pass
VHT20	MCS0	1	140	5700	13.84	23.98	-0.01	26.99	Pass
VHT40	MCS0	1	102	5510	12.64	23.98	-0.01	26.99	Pass
VHT40	MCS0	1	110	5550	12.92	23.98	-0.01	26.99	Pass
VHT40	MCS0	1	134	5670	12.44	23.98	-0.01	26.99	Pass
VHT80	MCS0	1	106	5530	12.69	23.98	-0.01	26.99	Pass
VHT80	MCS0	1	122	5610	11.93	23.98	-0.01	26.99	Pass

FCC U-NII-2C straddle channel single antenna									
Mod.	Data Rate	NTX	CH.	Freq. (MHz)	Average Conducted Power with duty factor (dBm)	FCC Conducted Power Limit (dBm)	DG (dBi)	EIRP Power Limit (dBm)	Pass/Fail
					Ant 10	Ant 10	Ant 10		
11a	6Mbps	1	144	5720	15.63	23.98	-0.01	26.99	Pass
HT20	MCS0	1	144	5720	14.43	23.98	-0.01	26.99	Pass
HT40	MCS0	1	142	5710	15.54	23.98	-0.01	26.99	Pass
VHT20	MCS0	1	144	5720	13.81	23.98	-0.01	26.99	Pass
VHT40	MCS0	1	142	5710	12.67	23.98	-0.01	26.99	Pass
VHT80	MCS0	1	138	5690	12.10	23.98	-0.01	26.99	Pass

**TEST RESULTS DATA**  
**Power Spectral Density**

U-NII-2C single antenna									
Mod.	Data Rate	NTX	CH.	Freq. (MHz)	Duty Factor (dB)	Average Power Density with Duty Factor (dBm/MHz)	Average PSD Limit (dBm/MHz)	DG (dBi)	Pass /Fail
					Ant 10	Ant 10	Ant 10	Ant 10	
11a	6Mbps	1	100	5500	0.08	4.15	11.00	-0.01	Pass
11a	6Mbps	1	116	5580	0.08	4.50	11.00	-0.01	Pass
11a	6Mbps	1	140	5700	0.08	4.14	11.00	-0.01	Pass
HT20	MCS0	1	100	5500	0.08	2.56	11.00	-0.01	Pass
HT20	MCS0	1	116	5580	0.08	2.71	11.00	-0.01	Pass
HT20	MCS0	1	140	5700	0.08	2.53	11.00	-0.01	Pass
HT40	MCS0	1	102	5510	0.16	0.68	11.00	-0.01	Pass
HT40	MCS0	1	110	5550	0.16	1.12	11.00	-0.01	Pass
HT40	MCS0	1	134	5670	0.16	0.40	11.00	-0.01	Pass
VHT80	MCS0	1	106	5530	0.32	-5.26	11.00	-0.01	Pass
VHT80	MCS0	1	122	5610	0.32	-5.85	11.00	-0.01	Pass

U-NII-2C straddle channel single antenna									
Mod.	Data Rate	NTX	CH.	Freq. (MHz)	Duty Factor (dB)	Average Power Density (dBm/MHz)	Average PSD Limit (dBm/MHz)	DG (dBi)	Pass /Fail
					Ant 10	Ant 10	Ant 10	Ant 10	
11a	6Mbps	1	144	5720	0.08	4.20	11.00	-0.01	Pass
HT20	MCS0	1	144	5720	0.08	2.60	11.00	-0.01	Pass
HT40	MCS0	1	142	5710	0.16	0.70	11.00	-0.01	Pass
VHT80	MCS0	1	138	5690	0.32	-5.66	11.00	-0.01	Pass

**TEST RESULTS DATA**  
**6dB and 26dB EBW and 99% OBW**

U-NII-3 single antenna									
Mod.	Data Rate	NTX	CH.	Freq. (MHz)	99% Bandwidth (MHz)	26dB Bandwidth (MHz)	6 dB Bandwidth (MHz)	6 dB Bandwidth Min. Limit (MHz)	Pass/Fail
					Ant 10	Ant 10	Ant 10		
11a	6Mbps	1	149	5745	16.63	21.38	15.10	0.5	Pass
11a	6Mbps	1	157	5785	16.73	21.63	16.30	0.5	Pass
11a	6Mbps	1	165	5825	16.63	21.38	15.55	0.5	Pass
HT20	MCS0	1	149	5745	17.88	22.83	15.95	0.5	Pass
HT20	MCS0	1	157	5785	17.88	22.68	16.80	0.5	Pass
HT20	MCS0	1	165	5825	17.78	22.38	15.05	0.5	Pass
HT40	MCS0	1	151	5755	36.46	41.45	35.28	0.5	Pass
HT40	MCS0	1	159	5795	36.56	41.63	35.28	0.5	Pass
VHT80	MCS0	1	155	5775	75.64	83.44	75.20	0.5	Pass

**TEST RESULTS DATA**  
**Average Power Table**

U-NII-3 single antenna								
Mod.	Data Rate	NTX	CH.	Freq. (MHz)	Average Conducted Power with duty factor (dBm)	FCC Conducted Power Limit (dBm)	DG (dBi)	Pass/Fail
					Ant 10	Ant 10	Ant 10	
11a	6Mbps	1	149	5745	15.59	30.00	-1.01	Pass
11a	6Mbps	1	157	5785	15.50	30.00	-1.01	Pass
11a	6Mbps	1	165	5825	15.54	30.00	-1.01	Pass
HT20	MCS0	1	149	5745	14.30	30.00	-1.01	Pass
HT20	MCS0	1	157	5785	14.20	30.00	-1.01	Pass
HT20	MCS0	1	165	5825	14.18	30.00	-1.01	Pass
HT40	MCS0	1	151	5755	15.27	30.00	-1.01	Pass
HT40	MCS0	1	159	5795	15.18	30.00	-1.01	Pass
VHT20	MCS0	1	149	5745	13.65	30.00	-1.01	Pass
VHT20	MCS0	1	157	5785	13.57	30.00	-1.01	Pass
VHT20	MCS0	1	165	5825	13.54	30.00	-1.01	Pass
VHT40	MCS0	1	151	5755	12.24	30.00	-1.01	Pass
VHT40	MCS0	1	159	5795	12.13	30.00	-1.01	Pass
VHT80	MCS0	1	155	5775	11.83	30.00	-1.01	Pass

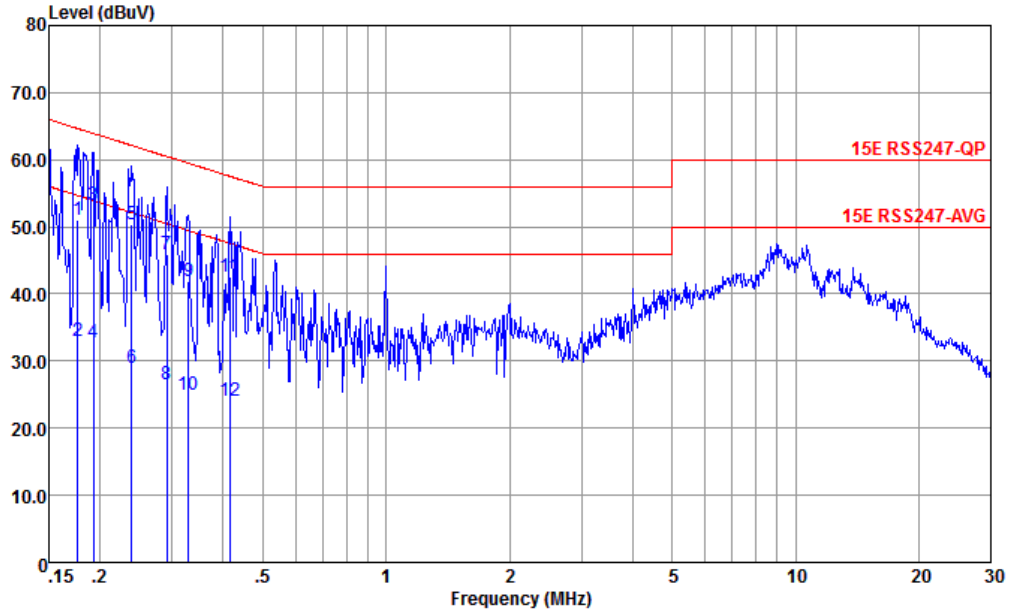
**TEST RESULTS DATA**  
**Power Spectral Density**

U-NII-3 single antenna										
Mod.	Data Rate	NTX	CH.	Freq. (MHz)	Duty Factor (dB)	10log (500kHz /RBW) Factor (dB)	Average Power Density with Duty Factor (dBm/500kHz)	Average PSD Limit (dBm/500kHz)	DG (dBi)	Pass /Fail
					Ant 10	Ant 10	Ant 10	Ant 10	Ant 10	
11a	6Mbps	1	149	5745	0.08	2.22	0.29	30.00	-1.01	Pass
11a	6Mbps	1	157	5785	0.08	2.22	0.20	30.00	-1.01	Pass
11a	6Mbps	1	165	5825	0.08	2.22	0.40	30.00	-1.01	Pass
VHT20	MCS0	1	149	5745	0.08	2.22	-1.34	30.00	-1.01	Pass
VHT20	MCS0	1	157	5785	0.08	2.22	-1.39	30.00	-1.01	Pass
VHT20	MCS0	1	165	5825	0.08	2.22	-1.39	30.00	-1.01	Pass
VHT40	MCS0	1	151	5755	0.16	2.22	-3.38	30.00	-1.01	Pass
VHT40	MCS0	1	159	5795	0.16	2.22	-3.39	30.00	-1.01	Pass
VHT80	MCS0	1	155	5775	0.32	2.22	-9.53	30.00	-1.01	Pass



## Appendix B. AC Conducted Emission Test Results

Test Engineer :	Amos	Temperature :	25.3~26.2°C
		Relative Humidity :	38~40%
Test Voltage :	120Vac / 60Hz	Phase :	Line
Remark :	All emissions not reported here are more than 10 dB below the prescribed limit.		



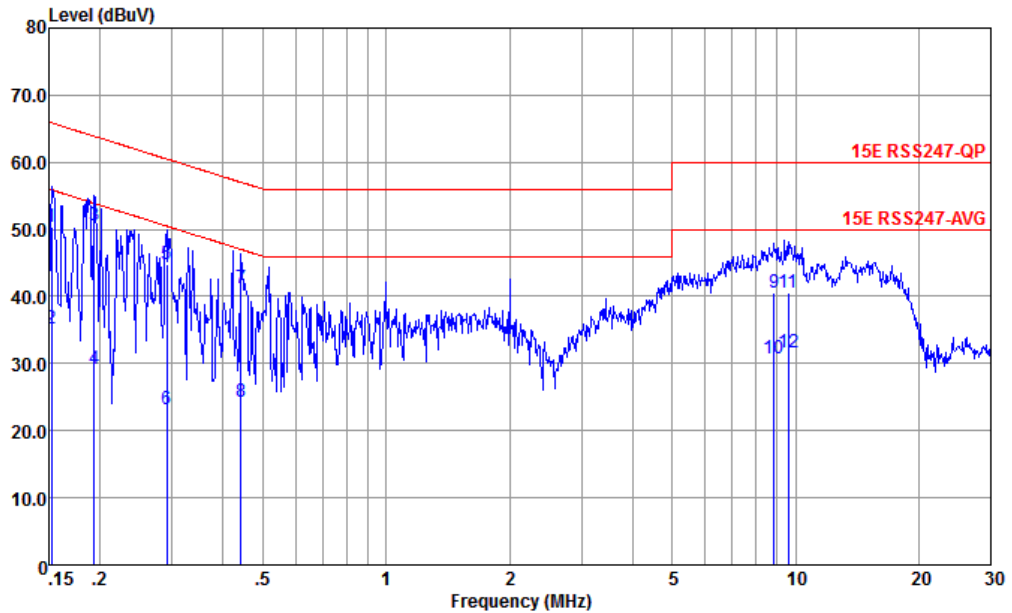
Site : CO01-KS  
 Condition : 15E RSS247-QP LISN-060105-LINE LINE

	Freq	Level	Over	Limit	Read	LISN	Cable	Remark
	MHz	dBuV	Limit	Line	Level	Factor	Loss	
			dB	dBuV	dBuV	dB	dB	
1	0.177	50.97	-13.67	64.64	40.51	0.04	10.42	QP
2	0.177	33.07	-21.57	54.64	22.61	0.04	10.42	Average
3 *	0.192	53.25	-10.68	63.93	42.80	0.03	10.42	QP
4	0.192	32.75	-21.18	53.93	22.30	0.03	10.42	Average
5	0.239	50.33	-11.80	62.13	39.90	0.04	10.39	QP
6	0.239	28.93	-23.20	52.13	18.50	0.04	10.39	Average
7	0.291	45.91	-14.59	60.50	35.50	0.06	10.35	QP
8	0.291	26.61	-23.89	50.50	16.20	0.06	10.35	Average
9	0.329	41.88	-17.61	59.49	31.51	0.04	10.33	QP
10	0.329	24.88	-24.61	49.49	14.51	0.04	10.33	Average
11	0.415	42.49	-15.06	57.55	32.21	0.00	10.28	QP
12	0.415	24.09	-23.46	47.55	13.81	0.00	10.28	Average





Test Engineer :	Amos	Temperature :	25.3~26.2°C
		Relative Humidity :	38~40%
Test Voltage :	120Vac / 60Hz	Phase :	Neutral
Remark :	All emissions not reported here are more than 10 dB below the prescribed limit.		



Site : CO01-KS  
 Condition : 15E RSS247-QP LISN-060105-NEUTRAL NEUTRAL

	Freq	Level	Over	Limit	Read	LISN	Cable	Remark
	MHz	dBuV	Limit	Line	Level	Factor	Loss	
			dB	dBuV	dBuV	dB	dB	
1	0.152	50.36	-15.51	65.87	39.90	0.03	10.43	QP
2	0.152	35.26	-20.61	55.87	24.80	0.03	10.43	Average
3 *	0.193	50.67	-13.22	63.89	40.20	0.05	10.42	QP
4	0.193	29.27	-24.62	53.89	18.80	0.05	10.42	Average
5	0.291	44.81	-15.69	60.50	34.50	-0.04	10.35	QP
6	0.291	23.21	-27.29	50.50	12.90	-0.04	10.35	Average
7	0.442	41.29	-15.73	57.02	31.10	-0.07	10.26	QP
8	0.442	24.39	-22.63	47.02	14.20	-0.07	10.26	Average
9	8.869	40.55	-19.45	60.00	30.21	-0.17	10.51	QP
10	8.869	30.65	-19.35	50.00	20.31	-0.17	10.51	Average
11	9.603	40.62	-19.38	60.00	30.20	-0.18	10.60	QP
12	9.603	31.62	-18.38	50.00	21.20	-0.18	10.60	Average

Note:

- Level(dBμV) = Read Level(dBμV) + LISN Factor(dB) + Cable Loss(dB)
- Over Limit(dB) = Level(dBμV) – Limit Line(dBμV)



### Appendix C Radiated Spurious Emission Test Data

Mode	Band	Band (GHz)	Antenna	Modulation	Channel	Frequency	Data Rate	RU	Remark
Mode 1	U-NII-1	5.15-5.25	10	802.11a	36	5180	6Mbps	-	-
Mode 2	U-NII-1	5.15-5.25	10	802.11a	44	5220	6Mbps	-	-
Mode 3	U-NII-1	5.15-5.25	10	802.11a	48	5240	6Mbps	-	-
Mode 4	U-NII-2A	5.25-5.35	10	802.11a	52	5260	6Mbps	-	-
Mode 5	U-NII-2A	5.25-5.35	10	802.11a	60	5300	6Mbps	-	-
Mode 6	U-NII-2A	5.25-5.35	10	802.11a	64	5320	6Mbps	-	-
Mode 7	U-NII-2C	5.47-5.725	10	802.11a	100	5500	6Mbps	-	-
Mode 8	U-NII-2C	5.47-5.725	10	802.11a	116	5580	6Mbps	-	-
Mode 9	U-NII-2C	5.47-5.725	10	802.11a	140	5700	6Mbps	-	-
Mode 10	U-NII-1	5.15-5.25	10	802.11n HT20	36	5180	MCS0	-	-
Mode 11	U-NII-1	5.15-5.25	10	802.11n HT20	44	5220	MCS0	-	-



### Radiated Spurious Emission Test Modes

Mode	Band	Band (GHz)	Antenna	Modulation	Channel	Frequency	Data Rate	RU	Remark
Mode 12	U-NII-1	5.15-5.25	10	802.11n HT20	48	5240	MCS0	-	-
Mode 13	U-NII-2A	5.25-5.35	10	802.11n HT20	52	5260	MCS0	-	-
Mode 14	U-NII-2A	5.25-5.35	10	802.11n HT20	60	5300	MCS0	-	-
Mode 15	U-NII-2A	5.25-5.35	10	802.11n HT20	64	5320	MCS0	-	-
Mode 16	U-NII-2C	5.47-5.725	10	802.11n HT20	100	5500	MCS0	-	-
Mode 17	U-NII-2C	5.47-5.725	10	802.11n HT20	116	5580	MCS0	-	-
Mode 18	U-NII-2C	5.47-5.725	10	802.11n HT20	140	5700	MCS0	-	-
Mode 19	U-NII-1	5.15-5.25	10	802.11n HT40	38	5190	MCS0	-	-
Mode 20	U-NII-1	5.15-5.25	10	802.11n HT40	46	5230	MCS0	-	-
Mode 21	U-NII-2A	5.25-5.35	10	802.11n HT40	54	5270	MCS0	-	-
Mode 22	U-NII-2A	5.25-5.35	10	802.11n HT40	62	5310	MCS0	-	-



### Radiated Spurious Emission Test Modes

Mode	Band	Band (GHz)	Antenna	Modulation	Channel	Frequency	Data Rate	RU	Remark
Mode 23	U-NII-2C	5.47-5.725	10	802.11n HT40	102	5510	MCS0	-	-
Mode 24	U-NII-2C	5.47-5.725	10	802.11n HT40	110	5550	MCS0	-	-
Mode 25	U-NII-2C	5.47-5.725	10	802.11n HT40	134	5670	MCS0	-	-
Mode 26	U-NII-1	5.15-5.25	10	802.11ac VHT80	42	5210	MCS0	-	-
Mode 27	U-NII-2A	5.25-5.35	10	802.11ac VHT80	58	5290	MCS0	-	-
Mode 28	U-NII-2C	5.47-5.725	10	802.11ac VHT80	106	5530	MCS0	-	-
Mode 29	U-NII-2C	5.47-5.725	10	802.11ac VHT80	122	5610	MCS0	-	-
Mode 30	U-NII-3	5.725-5.85	10	802.11a	149	5745	6Mbps	-	-
Mode 31	U-NII-3	5.725-5.85	10	802.11a	157	5785	6Mbps	-	-
Mode 32	U-NII-3	5.725-5.85	10	802.11a	165	5825	6Mbps	-	-
Mode 33	U-NII-3	5.725-5.85	10	802.11n HT20	149	5745	MCS0	-	-



### Radiated Spurious Emission Test Modes

Mode	Band	Band (GHz)	Antenna	Modulation	Channel	Frequency	Data Rate	RU	Remark
Mode 34	U-NII-3	5.725-5.85	10	802.11n HT20	157	5785	MCS0	-	-
Mode 35	U-NII-3	5.725-5.85	10	802.11n HT20	165	5825	MCS0	-	-
Mode 36	U-NII-3	5.725-5.85	10	802.11n HT40	151	5755	MCS0	-	-
Mode 37	U-NII-3	5.725-5.85	10	802.11n HT40	159	5795	MCS0	-	-
Mode 38	U-NII-3	5.725-5.85	10	802.11ac VHT80	155	5775	MCS0	-	-
Mode 39	U-NII-2C	5.47-5.85	10	802.11a	144	5720	6Mbps	-	-
Mode 40	U-NII-2C	5.47-5.85	10	802.11ac VHT20	144	5720	MCS0	-	-
Mode 41	U-NII-2C	5.47-5.85	10	802.11ac VHT40	142	5710	MCS0	-	-
Mode 42	U-NII-2C	5.47-5.85	10	802.11ac VHT80	138	5690	MCS0	-	-
Mode 43	U-NII-2A	5.25-5.35	10	802.11n HT40	62	5310	MCS0	-	LF
Mode 44	U-NII-3	5.725-5.85	10	802.11n HT40	159	5795	MCS0	-	LF



### Summary of each worse mode

Mode	Modulation	Ch.	Freq. (MHz)	Level (dBuV/m)	Limit (dBuV/m)	Margin (dB)	Pol.	Peak Avg.	Result	Remark
1	802.11a	36	5124.20	43.34	54.00	-10.66	V	AVERAGE	Pass	Band Edge
1	802.11a	36	10360.00	45.52	68.30	-22.78	H	PEAK	Pass	Harmonic
2	802.11a	44	-	-	-	-	-	-	-	Band Edge
2	802.11a	44	10440.00	45.61	68.30	-22.69	H	PEAK	Pass	Harmonic
3	802.11a	48	-	-	-	-	-	-	-	Band Edge
3	802.11a	48	10480.00	46.89	68.30	-21.41	V	PEAK	Pass	Harmonic
4	802.11a	52	-	-	-	-	-	-	-	Band Edge
4	802.11a	52	10520.00	46.41	68.30	-21.89	V	PEAK	Pass	Harmonic
5	802.11a	60	-	-	-	-	-	-	-	Band Edge
5	802.11a	60	10600.01	47.03	74.00	-26.97	V	PEAK	Pass	Harmonic
6	802.11a	64	5352.76	43.80	54.00	-10.20	H	AVERAGE	Pass	Band Edge



### Summary of each worse mode

Mode	Modulation	Ch.	Freq. (MHz)	Level (dBuV/m)	Limit (dBuV/m)	Margin (dB)	Pol.	Peak Avg.	Result	Remark
6	802.11a	64	10640.00	45.87	74.00	-28.13	V	PEAK	Pass	Harmonic
7	802.11a	100	5459.35	43.93	54.00	-10.07	H	AVERAGE	Pass	Band Edge
7	802.11a	100	11000.00	45.90	74.00	-28.10	V	PEAK	Pass	Harmonic
8	802.11a	116	-	-	-	-	-	-	-	Band Edge
8	802.11a	116	11160.00	46.25	74.00	-27.75	H	PEAK	Pass	Harmonic
9	802.11a	140	5725.81	58.62	68.30	-9.68	V	PEAK	Pass	Band Edge
9	802.11a	140	11400.00	46.43	74.00	-27.57	H	PEAK	Pass	Harmonic
10	802.11n HT20	36	5131.40	43.25	54.00	-10.75	H	AVERAGE	Pass	Band Edge
10	802.11n HT20	36	10360.00	46.36	68.30	-21.94	V	PEAK	Pass	Harmonic
11	802.11n HT20	44	-	-	-	-	-	-	-	Band Edge
11	802.11n HT20	44	10440.00	45.71	68.30	-22.59	V	PEAK	Pass	Harmonic



### Summary of each worse mode

Mode	Modulation	Ch.	Freq. (MHz)	Level (dBuV/m)	Limit (dBuV/m)	Margin (dB)	Pol.	Peak Avg.	Result	Remark
12	802.11n HT20	48	-	-	-	-	-	-	-	Band Edge
12	802.11n HT20	48	10480.00	46.03	68.30	-22.27	H	PEAK	Pass	Harmonic
13	802.11n HT20	52	-	-	-	-	-	-	-	Band Edge
13	802.11n HT20	52	10520.00	45.74	68.30	-22.56	H	PEAK	Pass	Harmonic
14	802.11n HT20	60	-	-	-	-	-	-	-	Band Edge
14	802.11n HT20	60	10600.01	46.33	74.00	-27.67	V	PEAK	Pass	Harmonic
15	802.11n HT20	64	5352.20	43.59	54.00	-10.41	H	AVERAGE	Pass	Band Edge
15	802.11n HT20	64	10640.00	45.77	74.00	-28.23	H	PEAK	Pass	Harmonic
16	802.11n HT20	100	5459.50	43.79	54.00	-10.21	H	AVERAGE	Pass	Band Edge
16	802.11n HT20	100	11000.00	45.86	74.00	-28.14	V	PEAK	Pass	Harmonic
17	802.11n HT20	116	-	-	-	-	-	-	-	Band Edge





### Summary of each worse mode

Mode	Modulation	Ch.	Freq. (MHz)	Level (dBuV/m)	Limit (dBuV/m)	Margin (dB)	Pol.	Peak Avg.	Result	Remark
17	802.11n HT20	116	11160.00	46.97	74.00	-27.03	V	PEAK	Pass	Harmonic
18	802.11n HT20	140	5727.17	58.32	68.30	-9.98	V	PEAK	Pass	Band Edge
18	802.11n HT20	140	11400.00	46.34	74.00	-27.66	H	PEAK	Pass	Harmonic
19	802.11n HT40	38	5150.00	45.61	54.00	-8.39	H	AVERAGE	Pass	Band Edge
19	802.11n HT40	38	10380.00	45.59	68.30	-22.71	V	PEAK	Pass	Harmonic
20	802.11n HT40	46	5089.01	44.56	54.00	-9.44	H	AVERAGE	Pass	Band Edge
20	802.11n HT40	46	10460.00	46.29	68.30	-22.01	H	PEAK	Pass	Harmonic
21	802.11n HT40	54	5025.11	44.58	54.00	-9.42	H	AVERAGE	Pass	Band Edge
21	802.11n HT40	54	10540.00	46.02	68.30	-22.28	V	PEAK	Pass	Harmonic
22	802.11n HT40	62	5350.05	47.36	54.00	-6.64	H	AVERAGE	Pass	Band Edge
22	802.11n HT40	62	10620.00	46.47	74.00	-27.53	V	PEAK	Pass	Harmonic



### Summary of each worse mode

Mode	Modulation	Ch.	Freq. (MHz)	Level (dBuV/m)	Limit (dBuV/m)	Margin (dB)	Pol.	Peak Avg.	Result	Remark
23	802.11n HT40	102	5459.28	44.58	54.00	-9.42	H	AVERAGE	Pass	Band Edge
23	802.11n HT40	102	11020.00	45.23	74.00	-28.77	V	PEAK	Pass	Harmonic
24	802.11n HT40	110	5459.40	44.09	54.00	-9.91	H	AVERAGE	Pass	Band Edge
24	802.11n HT40	110	11100.00	46.35	74.00	-27.65	H	PEAK	Pass	Harmonic
25	802.11n HT40	134	5727.67	58.00	68.30	-10.30	H	PEAK	Pass	Band Edge
25	802.11n HT40	134	11340.00	46.53	74.00	-27.47	H	PEAK	Pass	Harmonic
26	802.11ac VHT80	42	5133.98	45.32	54.00	-8.68	H	AVERAGE	Pass	Band Edge
26	802.11ac VHT80	42	10420.00	46.06	68.30	-22.24	V	PEAK	Pass	Harmonic
27	802.11ac VHT80	58	5350.01	47.15	54.00	-6.85	H	AVERAGE	Pass	Band Edge
27	802.11ac VHT80	58	10580.00	46.01	68.30	-22.29	H	PEAK	Pass	Harmonic
28	802.11ac VHT80	106	5458.72	45.63	54.00	-8.37	H	AVERAGE	Pass	Band Edge



### Summary of each worse mode

Mode	Modulation	Ch.	Freq. (MHz)	Level (dBuV/m)	Limit (dBuV/m)	Margin (dB)	Pol.	Peak Avg.	Result	Remark
28	802.11ac VHT80	106	11060.00	46.19	74.00	-27.81	H	PEAK	Pass	Harmonic
29	802.11ac VHT80	122	5456.74	43.91	54.00	-10.09	H	AVERAGE	Pass	Band Edge
29	802.11ac VHT80	122	11220.00	46.28	74.00	-27.72	H	PEAK	Pass	Harmonic
30	802.11a	149	5625.81	55.49	68.30	-12.81	H	PEAK	Pass	Band Edge
30	802.11a	149	11490.00	45.73	74.00	-28.27	H	PEAK	Pass	Harmonic
31	802.11a	157	-	-	-	-	-	-	-	Band Edge
31	802.11a	157	11570.00	45.91	74.00	-28.09	H	PEAK	Pass	Harmonic
32	802.11a	165	5937.63	55.46	68.30	-12.84	H	PEAK	Pass	Band Edge
32	802.11a	165	11650.00	46.61	74.00	-27.39	V	PEAK	Pass	Harmonic
33	802.11n HT20	149	5632.05	55.12	68.30	-13.18	V	PEAK	Pass	Band Edge
33	802.11n HT20	149	11490.00	46.88	74.00	-27.12	H	PEAK	Pass	Harmonic



### Summary of each worse mode

Mode	Modulation	Ch.	Freq. (MHz)	Level (dBuV/m)	Limit (dBuV/m)	Margin (dB)	Pol.	Peak Avg.	Result	Remark
34	802.11n HT20	157	-	-	-	-	-	-	-	Band Edge
34	802.11n HT20	157	11570.00	46.54	74.00	-27.46	H	PEAK	Pass	Harmonic
35	802.11n HT20	165	5931.38	55.72	68.30	-12.58	H	PEAK	Pass	Band Edge
35	802.11n HT20	165	11650.00	46.34	74.00	-27.66	V	PEAK	Pass	Harmonic
36	802.11n HT40	151	5930.11	56.12	68.30	-12.18	H	PEAK	Pass	Band Edge
36	802.11n HT40	151	11510.00	46.80	74.00	-27.20	H	PEAK	Pass	Harmonic
37	802.11n HT40	159	5946.44	56.31	68.30	-11.99	H	PEAK	Pass	Band Edge
37	802.11n HT40	159	11590.00	46.39	74.00	-27.61	H	PEAK	Pass	Harmonic
38	802.11ac VHT80	155	5926.90	56.09	68.30	-12.21	H	PEAK	Pass	Band Edge
38	802.11ac VHT80	155	11550.00	46.92	74.00	-27.08	V	PEAK	Pass	Harmonic
39	802.11a	144	-	-	-	-	-	-	-	Band Edge



### Summary of each worse mode

Mode	Modulation	Ch.	Freq. (MHz)	Level (dBuV/m)	Limit (dBuV/m)	Margin (dB)	Pol.	Peak Avg.	Result	Remark
39	802.11a	144	11440.00	46.60	74.00	-27.40	H	PEAK	Pass	Harmonic
40	802.11ac VHT20	144	-	-	-	-	-	-	-	Band Edge
40	802.11ac VHT20	144	11440.00	47.67	74.00	-26.33	H	PEAK	Pass	Harmonic
41	802.11ac VHT40	142	-	-	-	-	-	-	-	Band Edge
41	802.11ac VHT40	142	11420.00	47.03	74.00	-26.97	V	PEAK	Pass	Harmonic
42	802.11ac VHT80	138	-	-	-	-	-	-	-	Band Edge
42	802.11ac VHT80	138	11380.00	47.27	74.00	-26.73	H	PEAK	Pass	Harmonic
43	802.11n HT40	62	47.46	32.49	40	-7.51	V	PEAK	Pass	LF
44	802.11n HT40	159	47.46	33.65	40	-6.35	V	PEAK	Pass	LF



## Co-loaction

### Radiated Spurious Emission Test Modes

Mode	Band	Band (GHz)	Antenna	Modulation	Channel	Frequency	Data Rate	RU	Remark
Mode 1	-	2400-2483.5	0	Bluetooth-LE_GSKF	39	2480	2M	-	-
	U-NII-2A	5.25-5.35	0	802.11n HT40	62	5310	MCS0	-	-
	Part 27F---LTE_B13_BW_5M								



### Summary of each worse mode

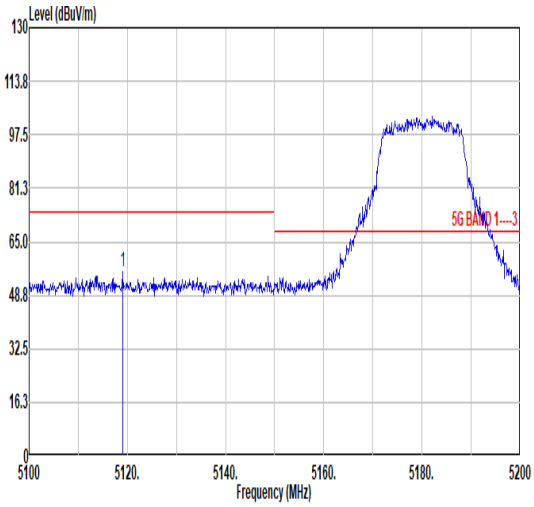
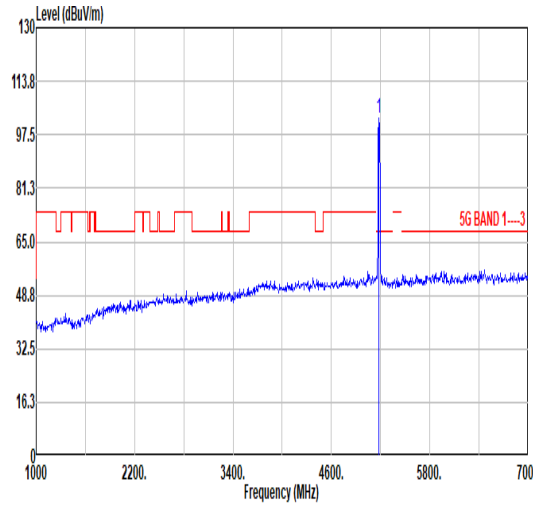
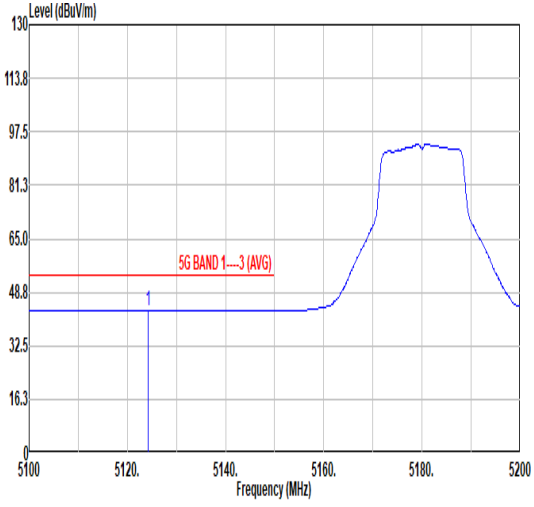
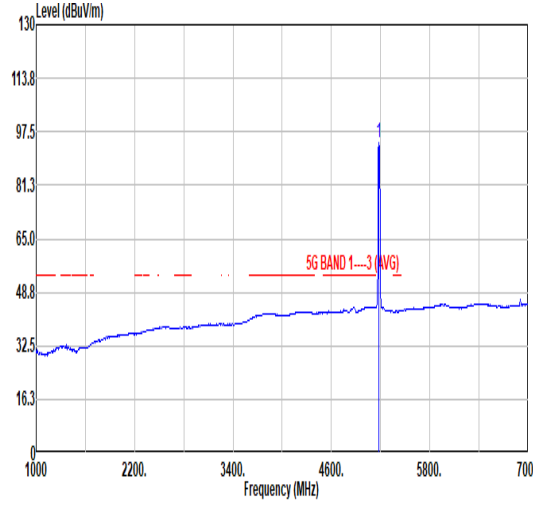
Mode	Modulation	Ch.	Freq. (MHz)	Level (dBuV/m)	Limit (dBuV/m)	Margin (dB)	Pol.	Peak Avg.	Result	Remark
1	Bluetooth-LE_GSKF	39	2485.66	45.91	54.00	-8.09	V	AVERAGE	Pass	Band Edge
	Bluetooth-LE_GSKF	39	7440.00	43.87	74.00	-30.13	H	PEAK	Pass	Harmonic
	802.11n HT40	62	5350.20	49.95	54.00	-4.05	H	AVERAGE	Pass	Band Edge
	802.11n HT40	62	10620.00	45.62	74.00	-28.38	V	PEAK	Pass	Harmonic



Mode	1																																																																																			
	Band Edge																																																																																			
	U-NII-1_5.15-5.25_802.11a_CH36_5180MHz																																																																																			
ANT	10																																																																																			
Pol.	Horizontal	Fundamental																																																																																		
Peak	<table border="1"> <thead> <tr> <th>Limit</th> <th>Read</th> <th>Ant</th> <th>Cable</th> <th>Preamp</th> <th>Aux</th> <th>APos</th> <th>TPos</th> <th>Remark</th> </tr> <tr> <th>Freq</th> <th>Level</th> <th>Line Margin</th> <th>Level Factor</th> <th>Loss Factor</th> <th>Factor</th> <th>Factor</th> <th>Factor</th> <th></th> </tr> <tr> <th>MHz</th> <th>dBuV/m</th> <th>dBuV/m</th> <th>dB</th> <th>dBuV</th> <th>dB/m</th> <th>dB</th> <th>dB</th> <th>cm</th> <th>deg</th> </tr> </thead> <tbody> <tr> <td>1</td> <td>5135.20</td> <td>55.46</td> <td>74.00</td> <td>-18.54</td> <td>43.38</td> <td>34.10</td> <td>9.77</td> <td>31.79</td> <td>0.00</td> <td>103</td> <td>237</td> <td>PEAK</td> </tr> </tbody> </table>	Limit	Read	Ant	Cable	Preamp	Aux	APos	TPos	Remark	Freq	Level	Line Margin	Level Factor	Loss Factor	Factor	Factor	Factor		MHz	dBuV/m	dBuV/m	dB	dBuV	dB/m	dB	dB	cm	deg	1	5135.20	55.46	74.00	-18.54	43.38	34.10	9.77	31.79	0.00	103	237	PEAK	<table border="1"> <thead> <tr> <th>Limit</th> <th>Read</th> <th>Ant</th> <th>Cable</th> <th>Preamp</th> <th>Aux</th> <th>APos</th> <th>TPos</th> <th>Remark</th> </tr> <tr> <th>Freq</th> <th>Level</th> <th>Line Margin</th> <th>Level Factor</th> <th>Loss Factor</th> <th>Factor</th> <th>Factor</th> <th>Factor</th> <th></th> </tr> <tr> <th>MHz</th> <th>dBuV/m</th> <th>dBuV/m</th> <th>dB</th> <th>dBuV</th> <th>dB/m</th> <th>dB</th> <th>dB</th> <th>cm</th> <th>deg</th> </tr> </thead> <tbody> <tr> <td>1</td> <td>5180.00</td> <td>101.24</td> <td>-----</td> <td>-----</td> <td>89.15</td> <td>34.10</td> <td>9.81</td> <td>31.82</td> <td>0.00</td> <td>103</td> <td>237</td> <td>PEAK</td> </tr> </tbody> </table>	Limit	Read	Ant	Cable	Preamp	Aux	APos	TPos	Remark	Freq	Level	Line Margin	Level Factor	Loss Factor	Factor	Factor	Factor		MHz	dBuV/m	dBuV/m	dB	dBuV	dB/m	dB	dB	cm	deg	1	5180.00	101.24	-----	-----	89.15	34.10	9.81	31.82	0.00	103	237	PEAK
	Limit	Read	Ant	Cable	Preamp	Aux	APos	TPos	Remark																																																																											
Freq	Level	Line Margin	Level Factor	Loss Factor	Factor	Factor	Factor																																																																													
MHz	dBuV/m	dBuV/m	dB	dBuV	dB/m	dB	dB	cm	deg																																																																											
1	5135.20	55.46	74.00	-18.54	43.38	34.10	9.77	31.79	0.00	103	237	PEAK																																																																								
Limit	Read	Ant	Cable	Preamp	Aux	APos	TPos	Remark																																																																												
Freq	Level	Line Margin	Level Factor	Loss Factor	Factor	Factor	Factor																																																																													
MHz	dBuV/m	dBuV/m	dB	dBuV	dB/m	dB	dB	cm	deg																																																																											
1	5180.00	101.24	-----	-----	89.15	34.10	9.81	31.82	0.00	103	237	PEAK																																																																								
Avg	<table border="1"> <thead> <tr> <th>Limit</th> <th>Read</th> <th>Ant</th> <th>Cable</th> <th>Preamp</th> <th>Aux</th> <th>APos</th> <th>TPos</th> <th>Remark</th> </tr> <tr> <th>Freq</th> <th>Level</th> <th>Line Margin</th> <th>Level Factor</th> <th>Loss Factor</th> <th>Factor</th> <th>Factor</th> <th>Factor</th> <th></th> </tr> <tr> <th>MHz</th> <th>dBuV/m</th> <th>dBuV/m</th> <th>dB</th> <th>dBuV</th> <th>dB/m</th> <th>dB</th> <th>dB</th> <th>cm</th> <th>deg</th> </tr> </thead> <tbody> <tr> <td>1</td> <td>5120.30</td> <td>43.31</td> <td>54.00</td> <td>-10.69</td> <td>31.24</td> <td>34.10</td> <td>9.76</td> <td>31.79</td> <td>0.00</td> <td>103</td> <td>237</td> <td>AVERAGE</td> </tr> </tbody> </table>	Limit	Read	Ant	Cable	Preamp	Aux	APos	TPos	Remark	Freq	Level	Line Margin	Level Factor	Loss Factor	Factor	Factor	Factor		MHz	dBuV/m	dBuV/m	dB	dBuV	dB/m	dB	dB	cm	deg	1	5120.30	43.31	54.00	-10.69	31.24	34.10	9.76	31.79	0.00	103	237	AVERAGE	<table border="1"> <thead> <tr> <th>Limit</th> <th>Read</th> <th>Ant</th> <th>Cable</th> <th>Preamp</th> <th>Aux</th> <th>APos</th> <th>TPos</th> <th>Remark</th> </tr> <tr> <th>Freq</th> <th>Level</th> <th>Line Margin</th> <th>Level Factor</th> <th>Loss Factor</th> <th>Factor</th> <th>Factor</th> <th>Factor</th> <th></th> </tr> <tr> <th>MHz</th> <th>dBuV/m</th> <th>dBuV/m</th> <th>dB</th> <th>dBuV</th> <th>dB/m</th> <th>dB</th> <th>dB</th> <th>cm</th> <th>deg</th> </tr> </thead> <tbody> <tr> <td>1</td> <td>5180.00</td> <td>94.37</td> <td>-----</td> <td>-----</td> <td>82.28</td> <td>34.10</td> <td>9.81</td> <td>31.82</td> <td>0.00</td> <td>103</td> <td>237</td> <td>AVERAGE</td> </tr> </tbody> </table>	Limit	Read	Ant	Cable	Preamp	Aux	APos	TPos	Remark	Freq	Level	Line Margin	Level Factor	Loss Factor	Factor	Factor	Factor		MHz	dBuV/m	dBuV/m	dB	dBuV	dB/m	dB	dB	cm	deg	1	5180.00	94.37	-----	-----	82.28	34.10	9.81	31.82	0.00	103	237	AVERAGE
Limit	Read	Ant	Cable	Preamp	Aux	APos	TPos	Remark																																																																												
Freq	Level	Line Margin	Level Factor	Loss Factor	Factor	Factor	Factor																																																																													
MHz	dBuV/m	dBuV/m	dB	dBuV	dB/m	dB	dB	cm	deg																																																																											
1	5120.30	43.31	54.00	-10.69	31.24	34.10	9.76	31.79	0.00	103	237	AVERAGE																																																																								
Limit	Read	Ant	Cable	Preamp	Aux	APos	TPos	Remark																																																																												
Freq	Level	Line Margin	Level Factor	Loss Factor	Factor	Factor	Factor																																																																													
MHz	dBuV/m	dBuV/m	dB	dBuV	dB/m	dB	dB	cm	deg																																																																											
1	5180.00	94.37	-----	-----	82.28	34.10	9.81	31.82	0.00	103	237	AVERAGE																																																																								





Mode	1																																																																																			
	Band Edge																																																																																			
	U-NII-1_5.15-5.25_802.11a_CH36_5180MHz																																																																																			
ANT	10																																																																																			
Pol.	Vertical	Fundamental																																																																																		
Peak	 <table border="1" data-bbox="263 1176 774 1310"> <thead> <tr> <th>Limit</th> <th>Read</th> <th>Ant</th> <th>Cable</th> <th>Preamp</th> <th>Aux</th> <th>APos</th> <th>TPos</th> <th>Remark</th> </tr> <tr> <th>Freq</th> <th>Level</th> <th>Line Margin</th> <th>Level Factor</th> <th>Loss Factor</th> <th>Loss Factor</th> <th>Factor</th> <th></th> <th></th> </tr> <tr> <th>MHz</th> <th>dBuV/m</th> <th>dBuV/m</th> <th>dB</th> <th>dBuV</th> <th>dB/m</th> <th>dB</th> <th>dB</th> <th>cm</th> <th>deg</th> </tr> </thead> <tbody> <tr> <td>1</td> <td>5119.00</td> <td>55.69</td> <td>74.00</td> <td>-18.31</td> <td>43.61</td> <td>34.10</td> <td>9.76</td> <td>31.78</td> <td>0.00</td> <td>326</td> <td>37</td> <td>PEAK</td> </tr> </tbody> </table>	Limit	Read	Ant	Cable	Preamp	Aux	APos	TPos	Remark	Freq	Level	Line Margin	Level Factor	Loss Factor	Loss Factor	Factor			MHz	dBuV/m	dBuV/m	dB	dBuV	dB/m	dB	dB	cm	deg	1	5119.00	55.69	74.00	-18.31	43.61	34.10	9.76	31.78	0.00	326	37	PEAK	 <table border="1" data-bbox="901 1176 1412 1310"> <thead> <tr> <th>Limit</th> <th>Read</th> <th>Ant</th> <th>Cable</th> <th>Preamp</th> <th>Aux</th> <th>APos</th> <th>TPos</th> <th>Remark</th> </tr> <tr> <th>Freq</th> <th>Level</th> <th>Line Margin</th> <th>Level Factor</th> <th>Loss Factor</th> <th>Loss Factor</th> <th>Factor</th> <th></th> <th></th> </tr> <tr> <th>MHz</th> <th>dBuV/m</th> <th>dBuV/m</th> <th>dB</th> <th>dBuV</th> <th>dB/m</th> <th>dB</th> <th>dB</th> <th>cm</th> <th>deg</th> </tr> </thead> <tbody> <tr> <td>1</td> <td>5180.00</td> <td>102.48</td> <td>-----</td> <td>-----</td> <td>90.39</td> <td>34.10</td> <td>9.81</td> <td>31.82</td> <td>0.00</td> <td>326</td> <td>37</td> <td>PEAK</td> </tr> </tbody> </table>	Limit	Read	Ant	Cable	Preamp	Aux	APos	TPos	Remark	Freq	Level	Line Margin	Level Factor	Loss Factor	Loss Factor	Factor			MHz	dBuV/m	dBuV/m	dB	dBuV	dB/m	dB	dB	cm	deg	1	5180.00	102.48	-----	-----	90.39	34.10	9.81	31.82	0.00	326	37	PEAK
	Limit	Read	Ant	Cable	Preamp	Aux	APos	TPos	Remark																																																																											
Freq	Level	Line Margin	Level Factor	Loss Factor	Loss Factor	Factor																																																																														
MHz	dBuV/m	dBuV/m	dB	dBuV	dB/m	dB	dB	cm	deg																																																																											
1	5119.00	55.69	74.00	-18.31	43.61	34.10	9.76	31.78	0.00	326	37	PEAK																																																																								
Limit	Read	Ant	Cable	Preamp	Aux	APos	TPos	Remark																																																																												
Freq	Level	Line Margin	Level Factor	Loss Factor	Loss Factor	Factor																																																																														
MHz	dBuV/m	dBuV/m	dB	dBuV	dB/m	dB	dB	cm	deg																																																																											
1	5180.00	102.48	-----	-----	90.39	34.10	9.81	31.82	0.00	326	37	PEAK																																																																								
Avg	 <table border="1" data-bbox="263 1859 774 1993"> <thead> <tr> <th>Limit</th> <th>Read</th> <th>Ant</th> <th>Cable</th> <th>Preamp</th> <th>Aux</th> <th>APos</th> <th>TPos</th> <th>Remark</th> </tr> <tr> <th>Freq</th> <th>Level</th> <th>Line Margin</th> <th>Level Factor</th> <th>Loss Factor</th> <th>Loss Factor</th> <th>Factor</th> <th></th> <th></th> </tr> <tr> <th>MHz</th> <th>dBuV/m</th> <th>dBuV/m</th> <th>dB</th> <th>dBuV</th> <th>dB/m</th> <th>dB</th> <th>dB</th> <th>cm</th> <th>deg</th> </tr> </thead> <tbody> <tr> <td>1</td> <td>5124.20</td> <td>43.34</td> <td>54.00</td> <td>-10.66</td> <td>31.27</td> <td>34.10</td> <td>9.76</td> <td>31.79</td> <td>0.00</td> <td>326</td> <td>37</td> <td>AVERAGE</td> </tr> </tbody> </table>	Limit	Read	Ant	Cable	Preamp	Aux	APos	TPos	Remark	Freq	Level	Line Margin	Level Factor	Loss Factor	Loss Factor	Factor			MHz	dBuV/m	dBuV/m	dB	dBuV	dB/m	dB	dB	cm	deg	1	5124.20	43.34	54.00	-10.66	31.27	34.10	9.76	31.79	0.00	326	37	AVERAGE	 <table border="1" data-bbox="901 1859 1412 1993"> <thead> <tr> <th>Limit</th> <th>Read</th> <th>Ant</th> <th>Cable</th> <th>Preamp</th> <th>Aux</th> <th>APos</th> <th>TPos</th> <th>Remark</th> </tr> <tr> <th>Freq</th> <th>Level</th> <th>Line Margin</th> <th>Level Factor</th> <th>Loss Factor</th> <th>Loss Factor</th> <th>Factor</th> <th></th> <th></th> </tr> <tr> <th>MHz</th> <th>dBuV/m</th> <th>dBuV/m</th> <th>dB</th> <th>dBuV</th> <th>dB/m</th> <th>dB</th> <th>dB</th> <th>cm</th> <th>deg</th> </tr> </thead> <tbody> <tr> <td>1</td> <td>5180.00</td> <td>94.39</td> <td>-----</td> <td>-----</td> <td>82.30</td> <td>34.10</td> <td>9.81</td> <td>31.82</td> <td>0.00</td> <td>326</td> <td>37</td> <td>AVERAGE</td> </tr> </tbody> </table>	Limit	Read	Ant	Cable	Preamp	Aux	APos	TPos	Remark	Freq	Level	Line Margin	Level Factor	Loss Factor	Loss Factor	Factor			MHz	dBuV/m	dBuV/m	dB	dBuV	dB/m	dB	dB	cm	deg	1	5180.00	94.39	-----	-----	82.30	34.10	9.81	31.82	0.00	326	37	AVERAGE
Limit	Read	Ant	Cable	Preamp	Aux	APos	TPos	Remark																																																																												
Freq	Level	Line Margin	Level Factor	Loss Factor	Loss Factor	Factor																																																																														
MHz	dBuV/m	dBuV/m	dB	dBuV	dB/m	dB	dB	cm	deg																																																																											
1	5124.20	43.34	54.00	-10.66	31.27	34.10	9.76	31.79	0.00	326	37	AVERAGE																																																																								
Limit	Read	Ant	Cable	Preamp	Aux	APos	TPos	Remark																																																																												
Freq	Level	Line Margin	Level Factor	Loss Factor	Loss Factor	Factor																																																																														
MHz	dBuV/m	dBuV/m	dB	dBuV	dB/m	dB	dB	cm	deg																																																																											
1	5180.00	94.39	-----	-----	82.30	34.10	9.81	31.82	0.00	326	37	AVERAGE																																																																								



Mode	1																																																																																	
	Harmonic																																																																																	
	U-NII-1_5.15-5.25_802.11a_CH36_5180MHz																																																																																	
ANT	10																																																																																	
Pol.	Horizontal	Vertical																																																																																
Peak																																																																																		
Avg																																																																																		
	<table border="1"> <thead> <tr> <th>Limit</th> <th>Read</th> <th>Ant</th> <th>Cable</th> <th>Preamp</th> <th>Aux</th> <th>APos</th> <th>TPos</th> <th>Remark</th> </tr> <tr> <th>Freq</th> <th>Level</th> <th>Line Margin</th> <th>Level Factor</th> <th>Loss Factor</th> <th>Factor</th> <th>Factor</th> <th>Factor</th> <th></th> </tr> <tr> <th>MHz</th> <th>dBuV/m</th> <th>dBuV/m</th> <th>dB</th> <th>dBuV</th> <th>dB/m</th> <th>dB</th> <th>dB</th> <th>cm</th> <th>deg</th> </tr> </thead> <tbody> <tr> <td>1 10360.00</td> <td>45.52</td> <td>68.30</td> <td>-22.78</td> <td>55.63</td> <td>37.64</td> <td>14.13</td> <td>61.88</td> <td>0.00</td> <td>---</td> <td>---</td> <td>PEAK</td> </tr> </tbody> </table>	Limit	Read	Ant	Cable	Preamp	Aux	APos	TPos	Remark	Freq	Level	Line Margin	Level Factor	Loss Factor	Factor	Factor	Factor		MHz	dBuV/m	dBuV/m	dB	dBuV	dB/m	dB	dB	cm	deg	1 10360.00	45.52	68.30	-22.78	55.63	37.64	14.13	61.88	0.00	---	---	PEAK	<table border="1"> <thead> <tr> <th>Limit</th> <th>Read</th> <th>Ant</th> <th>Cable</th> <th>Preamp</th> <th>Aux</th> <th>APos</th> <th>TPos</th> <th>Remark</th> </tr> <tr> <th>Freq</th> <th>Level</th> <th>Line Margin</th> <th>Level Factor</th> <th>Loss Factor</th> <th>Factor</th> <th>Factor</th> <th>Factor</th> <th></th> </tr> <tr> <th>MHz</th> <th>dBuV/m</th> <th>dBuV/m</th> <th>dB</th> <th>dBuV</th> <th>dB/m</th> <th>dB</th> <th>dB</th> <th>cm</th> <th>deg</th> </tr> </thead> <tbody> <tr> <td>1 10360.00</td> <td>44.66</td> <td>68.30</td> <td>-23.64</td> <td>54.77</td> <td>37.64</td> <td>14.13</td> <td>61.88</td> <td>0.00</td> <td>---</td> <td>---</td> <td>PEAK</td> </tr> </tbody> </table>	Limit	Read	Ant	Cable	Preamp	Aux	APos	TPos	Remark	Freq	Level	Line Margin	Level Factor	Loss Factor	Factor	Factor	Factor		MHz	dBuV/m	dBuV/m	dB	dBuV	dB/m	dB	dB	cm	deg	1 10360.00	44.66	68.30	-23.64	54.77	37.64	14.13	61.88	0.00	---	---	PEAK
Limit	Read	Ant	Cable	Preamp	Aux	APos	TPos	Remark																																																																										
Freq	Level	Line Margin	Level Factor	Loss Factor	Factor	Factor	Factor																																																																											
MHz	dBuV/m	dBuV/m	dB	dBuV	dB/m	dB	dB	cm	deg																																																																									
1 10360.00	45.52	68.30	-22.78	55.63	37.64	14.13	61.88	0.00	---	---	PEAK																																																																							
Limit	Read	Ant	Cable	Preamp	Aux	APos	TPos	Remark																																																																										
Freq	Level	Line Margin	Level Factor	Loss Factor	Factor	Factor	Factor																																																																											
MHz	dBuV/m	dBuV/m	dB	dBuV	dB/m	dB	dB	cm	deg																																																																									
1 10360.00	44.66	68.30	-23.64	54.77	37.64	14.13	61.88	0.00	---	---	PEAK																																																																							



Mode	2																																																																																	
	Harmonic																																																																																	
	U-NII-1_5.15-5.25_802.11a_CH44_5220MHz																																																																																	
ANT	10																																																																																	
Pol.	Horizontal	Vertical																																																																																
Peak Avg	<table border="1"> <thead> <tr> <th>Limit</th> <th>Read</th> <th>Ant</th> <th>Cable</th> <th>Preamp</th> <th>Aux</th> <th>APos</th> <th>TPos</th> <th>Remark</th> </tr> <tr> <th>Freq</th> <th>Level</th> <th>Line Margin</th> <th>Level Factor</th> <th>Loss Factor</th> <th>Factor</th> <th>Factor</th> <th></th> <th></th> </tr> <tr> <th>MHz</th> <th>dBuV/m</th> <th>dBuV/m</th> <th>dB</th> <th>dBuV</th> <th>dB/m</th> <th>dB</th> <th>dB</th> <th>cm</th> <th>deg</th> </tr> </thead> <tbody> <tr> <td>1 10440.00</td> <td>45.61</td> <td>68.30</td> <td>-22.69</td> <td>55.48</td> <td>37.68</td> <td>14.18</td> <td>61.73</td> <td>0.00</td> <td>---</td> <td>---</td> <td>PEAK</td> </tr> </tbody> </table>	Limit	Read	Ant	Cable	Preamp	Aux	APos	TPos	Remark	Freq	Level	Line Margin	Level Factor	Loss Factor	Factor	Factor			MHz	dBuV/m	dBuV/m	dB	dBuV	dB/m	dB	dB	cm	deg	1 10440.00	45.61	68.30	-22.69	55.48	37.68	14.18	61.73	0.00	---	---	PEAK	<table border="1"> <thead> <tr> <th>Limit</th> <th>Read</th> <th>Ant</th> <th>Cable</th> <th>Preamp</th> <th>Aux</th> <th>APos</th> <th>TPos</th> <th>Remark</th> </tr> <tr> <th>Freq</th> <th>Level</th> <th>Line Margin</th> <th>Level Factor</th> <th>Loss Factor</th> <th>Factor</th> <th>Factor</th> <th></th> <th></th> </tr> <tr> <th>MHz</th> <th>dBuV/m</th> <th>dBuV/m</th> <th>dB</th> <th>dBuV</th> <th>dB/m</th> <th>dB</th> <th>dB</th> <th>cm</th> <th>deg</th> </tr> </thead> <tbody> <tr> <td>1 10440.00</td> <td>45.47</td> <td>68.30</td> <td>-22.83</td> <td>55.34</td> <td>37.68</td> <td>14.18</td> <td>61.73</td> <td>0.00</td> <td>---</td> <td>---</td> <td>PEAK</td> </tr> </tbody> </table>	Limit	Read	Ant	Cable	Preamp	Aux	APos	TPos	Remark	Freq	Level	Line Margin	Level Factor	Loss Factor	Factor	Factor			MHz	dBuV/m	dBuV/m	dB	dBuV	dB/m	dB	dB	cm	deg	1 10440.00	45.47	68.30	-22.83	55.34	37.68	14.18	61.73	0.00	---	---	PEAK
Limit	Read	Ant	Cable	Preamp	Aux	APos	TPos	Remark																																																																										
Freq	Level	Line Margin	Level Factor	Loss Factor	Factor	Factor																																																																												
MHz	dBuV/m	dBuV/m	dB	dBuV	dB/m	dB	dB	cm	deg																																																																									
1 10440.00	45.61	68.30	-22.69	55.48	37.68	14.18	61.73	0.00	---	---	PEAK																																																																							
Limit	Read	Ant	Cable	Preamp	Aux	APos	TPos	Remark																																																																										
Freq	Level	Line Margin	Level Factor	Loss Factor	Factor	Factor																																																																												
MHz	dBuV/m	dBuV/m	dB	dBuV	dB/m	dB	dB	cm	deg																																																																									
1 10440.00	45.47	68.30	-22.83	55.34	37.68	14.18	61.73	0.00	---	---	PEAK																																																																							



Mode	3																																																																									
	Harmonic																																																																									
	U-NII-1_5.15-5.25_802.11a_CH48_5240MHz																																																																									
ANT	10																																																																									
Pol.	Horizontal	Vertical																																																																								
Peak Avg	<table border="1"> <thead> <tr> <th>Limit</th> <th>Read</th> <th>Ant</th> <th>Cable</th> <th>Preamp</th> <th>Aux</th> <th>APos</th> <th>TPos</th> <th>Remark</th> </tr> <tr> <th>Freq</th> <th>Level</th> <th>Line Margin</th> <th>Level Factor</th> <th>Loss Factor</th> <th>Factor</th> <th></th> <th></th> <th></th> </tr> <tr> <th>MHz</th> <th>dBuV/m</th> <th>dBuV/m</th> <th>dB</th> <th>dBuV</th> <th>dB/m</th> <th>dB</th> <th>dB</th> <th>dB</th> </tr> </thead> <tbody> <tr> <td>1 10480.00</td> <td>46.34</td> <td>68.30</td> <td>-21.96</td> <td>56.10</td> <td>37.69</td> <td>14.21</td> <td>61.66</td> <td>0.00 --- --- PEAK</td> </tr> </tbody> </table>	Limit	Read	Ant	Cable	Preamp	Aux	APos	TPos	Remark	Freq	Level	Line Margin	Level Factor	Loss Factor	Factor				MHz	dBuV/m	dBuV/m	dB	dBuV	dB/m	dB	dB	dB	1 10480.00	46.34	68.30	-21.96	56.10	37.69	14.21	61.66	0.00 --- --- PEAK	<table border="1"> <thead> <tr> <th>Limit</th> <th>Read</th> <th>Ant</th> <th>Cable</th> <th>Preamp</th> <th>Aux</th> <th>APos</th> <th>TPos</th> <th>Remark</th> </tr> <tr> <th>Freq</th> <th>Level</th> <th>Line Margin</th> <th>Level Factor</th> <th>Loss Factor</th> <th>Factor</th> <th></th> <th></th> <th></th> </tr> <tr> <th>MHz</th> <th>dBuV/m</th> <th>dBuV/m</th> <th>dB</th> <th>dBuV</th> <th>dB/m</th> <th>dB</th> <th>dB</th> <th>dB</th> </tr> </thead> <tbody> <tr> <td>1 10480.00</td> <td>46.89</td> <td>68.30</td> <td>-21.41</td> <td>56.65</td> <td>37.69</td> <td>14.21</td> <td>61.66</td> <td>0.00 --- --- PEAK</td> </tr> </tbody> </table>	Limit	Read	Ant	Cable	Preamp	Aux	APos	TPos	Remark	Freq	Level	Line Margin	Level Factor	Loss Factor	Factor				MHz	dBuV/m	dBuV/m	dB	dBuV	dB/m	dB	dB	dB	1 10480.00	46.89	68.30	-21.41	56.65	37.69	14.21	61.66	0.00 --- --- PEAK
Limit	Read	Ant	Cable	Preamp	Aux	APos	TPos	Remark																																																																		
Freq	Level	Line Margin	Level Factor	Loss Factor	Factor																																																																					
MHz	dBuV/m	dBuV/m	dB	dBuV	dB/m	dB	dB	dB																																																																		
1 10480.00	46.34	68.30	-21.96	56.10	37.69	14.21	61.66	0.00 --- --- PEAK																																																																		
Limit	Read	Ant	Cable	Preamp	Aux	APos	TPos	Remark																																																																		
Freq	Level	Line Margin	Level Factor	Loss Factor	Factor																																																																					
MHz	dBuV/m	dBuV/m	dB	dBuV	dB/m	dB	dB	dB																																																																		
1 10480.00	46.89	68.30	-21.41	56.65	37.69	14.21	61.66	0.00 --- --- PEAK																																																																		



Mode	4																																																																																											
	Harmonic																																																																																											
	U-NII-2A_5.25-5.35_802.11a_CH52_5260MHz																																																																																											
ANT	10																																																																																											
Pol.	Horizontal	Vertical																																																																																										
Peak Avg	<table border="1"> <thead> <tr> <th>Limit</th> <th>Read</th> <th>Ant</th> <th>Cable</th> <th>Preamp</th> <th>Aux</th> <th>APos</th> <th>TPos</th> <th>Remark</th> </tr> <tr> <th>Freq</th> <th>Level</th> <th>Line Margin</th> <th>Level Factor</th> <th>Loss Factor</th> <th>Factor</th> <th></th> <th></th> <th></th> </tr> <tr> <th>MHz</th> <th>dBuV/m</th> <th>dBuV/m</th> <th>dB</th> <th>dBuV</th> <th>dB/m</th> <th>dB</th> <th>dB</th> <th>dB</th> </tr> </thead> <tbody> <tr> <td>1 10520.00</td> <td>45.93</td> <td>68.30</td> <td>-22.37</td> <td>55.60</td> <td>37.71</td> <td>14.24</td> <td>61.62</td> <td>0.00</td> </tr> <tr> <td></td> <td></td> <td></td> <td></td> <td></td> <td></td> <td></td> <td></td> <td>--- --- PEAK</td> </tr> </tbody> </table>	Limit	Read	Ant	Cable	Preamp	Aux	APos	TPos	Remark	Freq	Level	Line Margin	Level Factor	Loss Factor	Factor				MHz	dBuV/m	dBuV/m	dB	dBuV	dB/m	dB	dB	dB	1 10520.00	45.93	68.30	-22.37	55.60	37.71	14.24	61.62	0.00									--- --- PEAK	<table border="1"> <thead> <tr> <th>Limit</th> <th>Read</th> <th>Ant</th> <th>Cable</th> <th>Preamp</th> <th>Aux</th> <th>APos</th> <th>TPos</th> <th>Remark</th> </tr> <tr> <th>Freq</th> <th>Level</th> <th>Line Margin</th> <th>Level Factor</th> <th>Loss Factor</th> <th>Factor</th> <th></th> <th></th> <th></th> </tr> <tr> <th>MHz</th> <th>dBuV/m</th> <th>dBuV/m</th> <th>dB</th> <th>dBuV</th> <th>dB/m</th> <th>dB</th> <th>dB</th> <th>dB</th> </tr> </thead> <tbody> <tr> <td>1 10520.00</td> <td>46.41</td> <td>68.30</td> <td>-21.89</td> <td>56.08</td> <td>37.71</td> <td>14.24</td> <td>61.62</td> <td>0.00</td> </tr> <tr> <td></td> <td></td> <td></td> <td></td> <td></td> <td></td> <td></td> <td></td> <td>--- --- PEAK</td> </tr> </tbody> </table>	Limit	Read	Ant	Cable	Preamp	Aux	APos	TPos	Remark	Freq	Level	Line Margin	Level Factor	Loss Factor	Factor				MHz	dBuV/m	dBuV/m	dB	dBuV	dB/m	dB	dB	dB	1 10520.00	46.41	68.30	-21.89	56.08	37.71	14.24	61.62	0.00									--- --- PEAK
Limit	Read	Ant	Cable	Preamp	Aux	APos	TPos	Remark																																																																																				
Freq	Level	Line Margin	Level Factor	Loss Factor	Factor																																																																																							
MHz	dBuV/m	dBuV/m	dB	dBuV	dB/m	dB	dB	dB																																																																																				
1 10520.00	45.93	68.30	-22.37	55.60	37.71	14.24	61.62	0.00																																																																																				
								--- --- PEAK																																																																																				
Limit	Read	Ant	Cable	Preamp	Aux	APos	TPos	Remark																																																																																				
Freq	Level	Line Margin	Level Factor	Loss Factor	Factor																																																																																							
MHz	dBuV/m	dBuV/m	dB	dBuV	dB/m	dB	dB	dB																																																																																				
1 10520.00	46.41	68.30	-21.89	56.08	37.71	14.24	61.62	0.00																																																																																				
								--- --- PEAK																																																																																				



Mode	5																																																																									
	Harmonic																																																																									
	U-NII-2A_5.25-5.35_802.11a_CH60_5300MHz																																																																									
ANT	10																																																																									
Pol.	Horizontal	Vertical																																																																								
Peak Avg	<table border="1"> <thead> <tr> <th>Limit</th> <th>Read</th> <th>Ant</th> <th>Cable</th> <th>Preamp</th> <th>Aux</th> <th>APos</th> <th>TPos</th> <th>Remark</th> </tr> <tr> <th>Freq</th> <th>Level</th> <th>Line</th> <th>Margin</th> <th>Level</th> <th>Factor</th> <th>Loss</th> <th>Factor</th> <th>Factor</th> </tr> <tr> <th>MHz</th> <th>dBuV/m</th> <th>dBuV/m</th> <th>dB</th> <th>dBuV</th> <th>dB/m</th> <th>dB</th> <th>dB</th> <th>dB</th> </tr> </thead> <tbody> <tr> <td>1 10600.01</td> <td>45.93</td> <td>74.00</td> <td>-28.07</td> <td>55.52</td> <td>37.76</td> <td>14.29</td> <td>61.64</td> <td>0.00</td> </tr> </tbody> </table>	Limit	Read	Ant	Cable	Preamp	Aux	APos	TPos	Remark	Freq	Level	Line	Margin	Level	Factor	Loss	Factor	Factor	MHz	dBuV/m	dBuV/m	dB	dBuV	dB/m	dB	dB	dB	1 10600.01	45.93	74.00	-28.07	55.52	37.76	14.29	61.64	0.00	<table border="1"> <thead> <tr> <th>Limit</th> <th>Read</th> <th>Ant</th> <th>Cable</th> <th>Preamp</th> <th>Aux</th> <th>APos</th> <th>TPos</th> <th>Remark</th> </tr> <tr> <th>Freq</th> <th>Level</th> <th>Line</th> <th>Margin</th> <th>Level</th> <th>Factor</th> <th>Loss</th> <th>Factor</th> <th>Factor</th> </tr> <tr> <th>MHz</th> <th>dBuV/m</th> <th>dBuV/m</th> <th>dB</th> <th>dBuV</th> <th>dB/m</th> <th>dB</th> <th>dB</th> <th>dB</th> </tr> </thead> <tbody> <tr> <td>1 10600.01</td> <td>47.03</td> <td>74.00</td> <td>-26.97</td> <td>56.62</td> <td>37.76</td> <td>14.29</td> <td>61.64</td> <td>0.00</td> </tr> </tbody> </table>	Limit	Read	Ant	Cable	Preamp	Aux	APos	TPos	Remark	Freq	Level	Line	Margin	Level	Factor	Loss	Factor	Factor	MHz	dBuV/m	dBuV/m	dB	dBuV	dB/m	dB	dB	dB	1 10600.01	47.03	74.00	-26.97	56.62	37.76	14.29	61.64	0.00
Limit	Read	Ant	Cable	Preamp	Aux	APos	TPos	Remark																																																																		
Freq	Level	Line	Margin	Level	Factor	Loss	Factor	Factor																																																																		
MHz	dBuV/m	dBuV/m	dB	dBuV	dB/m	dB	dB	dB																																																																		
1 10600.01	45.93	74.00	-28.07	55.52	37.76	14.29	61.64	0.00																																																																		
Limit	Read	Ant	Cable	Preamp	Aux	APos	TPos	Remark																																																																		
Freq	Level	Line	Margin	Level	Factor	Loss	Factor	Factor																																																																		
MHz	dBuV/m	dBuV/m	dB	dBuV	dB/m	dB	dB	dB																																																																		
1 10600.01	47.03	74.00	-26.97	56.62	37.76	14.29	61.64	0.00																																																																		



Mode	6																																																																															
	Band Edge																																																																															
	U-NII-2A_5.25-5.35_802.11a_CH64_5320MHz																																																																															
ANT	10																																																																															
Pol.	Horizontal	Fundamental																																																																														
Peak	<table border="1"> <thead> <tr> <th>Limit</th> <th>Read</th> <th>Ant</th> <th>Cable</th> <th>Preamp</th> <th>Aux</th> <th>APos</th> <th>TPos</th> <th>Remark</th> </tr> <tr> <th>Freq</th> <th>Level</th> <th>Line</th> <th>Margin</th> <th>Level</th> <th>Factor</th> <th>Loss</th> <th>Factor</th> <th>Factor</th> </tr> <tr> <th>MHz</th> <th>dBuV/m</th> <th>dBuV/m</th> <th>dB</th> <th>dBuV</th> <th>dB/m</th> <th>dB</th> <th>dB</th> <th>dB</th> </tr> </thead> <tbody> <tr> <td>1 5351.08</td> <td>55.02</td> <td>74.00</td> <td>-18.98</td> <td>42.38</td> <td>34.65</td> <td>9.91</td> <td>31.92</td> <td>0.00</td> <td>100</td> <td>243</td> <td>PEAK</td> </tr> </tbody> </table>	Limit	Read	Ant	Cable	Preamp	Aux	APos	TPos	Remark	Freq	Level	Line	Margin	Level	Factor	Loss	Factor	Factor	MHz	dBuV/m	dBuV/m	dB	dBuV	dB/m	dB	dB	dB	1 5351.08	55.02	74.00	-18.98	42.38	34.65	9.91	31.92	0.00	100	243	PEAK	<table border="1"> <thead> <tr> <th>Limit</th> <th>Read</th> <th>Ant</th> <th>Cable</th> <th>Preamp</th> <th>Aux</th> <th>APos</th> <th>TPos</th> <th>Remark</th> </tr> <tr> <th>Freq</th> <th>Level</th> <th>Line</th> <th>Margin</th> <th>Level</th> <th>Factor</th> <th>Loss</th> <th>Factor</th> <th>Factor</th> </tr> <tr> <th>MHz</th> <th>dBuV/m</th> <th>dBuV/m</th> <th>dB</th> <th>dBuV</th> <th>dB/m</th> <th>dB</th> <th>dB</th> <th>dB</th> </tr> </thead> <tbody> <tr> <td>1 5320.00</td> <td>106.58</td> <td>-----</td> <td>-----</td> <td>94.03</td> <td>34.56</td> <td>9.90</td> <td>31.91</td> <td>0.00</td> <td>100</td> <td>243</td> <td>PEAK</td> </tr> </tbody> </table>	Limit	Read	Ant	Cable	Preamp	Aux	APos	TPos	Remark	Freq	Level	Line	Margin	Level	Factor	Loss	Factor	Factor	MHz	dBuV/m	dBuV/m	dB	dBuV	dB/m	dB	dB	dB	1 5320.00	106.58	-----	-----	94.03	34.56	9.90	31.91	0.00	100	243	PEAK
Limit	Read	Ant	Cable	Preamp	Aux	APos	TPos	Remark																																																																								
Freq	Level	Line	Margin	Level	Factor	Loss	Factor	Factor																																																																								
MHz	dBuV/m	dBuV/m	dB	dBuV	dB/m	dB	dB	dB																																																																								
1 5351.08	55.02	74.00	-18.98	42.38	34.65	9.91	31.92	0.00	100	243	PEAK																																																																					
Limit	Read	Ant	Cable	Preamp	Aux	APos	TPos	Remark																																																																								
Freq	Level	Line	Margin	Level	Factor	Loss	Factor	Factor																																																																								
MHz	dBuV/m	dBuV/m	dB	dBuV	dB/m	dB	dB	dB																																																																								
1 5320.00	106.58	-----	-----	94.03	34.56	9.90	31.91	0.00	100	243	PEAK																																																																					
Avg	<table border="1"> <thead> <tr> <th>Limit</th> <th>Read</th> <th>Ant</th> <th>Cable</th> <th>Preamp</th> <th>Aux</th> <th>APos</th> <th>TPos</th> <th>Remark</th> </tr> <tr> <th>Freq</th> <th>Level</th> <th>Line</th> <th>Margin</th> <th>Level</th> <th>Factor</th> <th>Loss</th> <th>Factor</th> <th>Factor</th> </tr> <tr> <th>MHz</th> <th>dBuV/m</th> <th>dBuV/m</th> <th>dB</th> <th>dBuV</th> <th>dB/m</th> <th>dB</th> <th>dB</th> <th>dB</th> </tr> </thead> <tbody> <tr> <td>1 5352.76</td> <td>43.80</td> <td>54.00</td> <td>-10.20</td> <td>31.17</td> <td>34.65</td> <td>9.91</td> <td>31.93</td> <td>0.00</td> <td>100</td> <td>243</td> <td>AVERAGE</td> </tr> </tbody> </table>	Limit	Read	Ant	Cable	Preamp	Aux	APos	TPos	Remark	Freq	Level	Line	Margin	Level	Factor	Loss	Factor	Factor	MHz	dBuV/m	dBuV/m	dB	dBuV	dB/m	dB	dB	dB	1 5352.76	43.80	54.00	-10.20	31.17	34.65	9.91	31.93	0.00	100	243	AVERAGE	<table border="1"> <thead> <tr> <th>Limit</th> <th>Read</th> <th>Ant</th> <th>Cable</th> <th>Preamp</th> <th>Aux</th> <th>APos</th> <th>TPos</th> <th>Remark</th> </tr> <tr> <th>Freq</th> <th>Level</th> <th>Line</th> <th>Margin</th> <th>Level</th> <th>Factor</th> <th>Loss</th> <th>Factor</th> <th>Factor</th> </tr> <tr> <th>MHz</th> <th>dBuV/m</th> <th>dBuV/m</th> <th>dB</th> <th>dBuV</th> <th>dB/m</th> <th>dB</th> <th>dB</th> <th>dB</th> </tr> </thead> <tbody> <tr> <td>1 5320.00</td> <td>97.79</td> <td>-----</td> <td>-----</td> <td>85.24</td> <td>34.56</td> <td>9.90</td> <td>31.91</td> <td>0.00</td> <td>100</td> <td>243</td> <td>AVERAGE</td> </tr> </tbody> </table>	Limit	Read	Ant	Cable	Preamp	Aux	APos	TPos	Remark	Freq	Level	Line	Margin	Level	Factor	Loss	Factor	Factor	MHz	dBuV/m	dBuV/m	dB	dBuV	dB/m	dB	dB	dB	1 5320.00	97.79	-----	-----	85.24	34.56	9.90	31.91	0.00	100	243	AVERAGE
Limit	Read	Ant	Cable	Preamp	Aux	APos	TPos	Remark																																																																								
Freq	Level	Line	Margin	Level	Factor	Loss	Factor	Factor																																																																								
MHz	dBuV/m	dBuV/m	dB	dBuV	dB/m	dB	dB	dB																																																																								
1 5352.76	43.80	54.00	-10.20	31.17	34.65	9.91	31.93	0.00	100	243	AVERAGE																																																																					
Limit	Read	Ant	Cable	Preamp	Aux	APos	TPos	Remark																																																																								
Freq	Level	Line	Margin	Level	Factor	Loss	Factor	Factor																																																																								
MHz	dBuV/m	dBuV/m	dB	dBuV	dB/m	dB	dB	dB																																																																								
1 5320.00	97.79	-----	-----	85.24	34.56	9.90	31.91	0.00	100	243	AVERAGE																																																																					



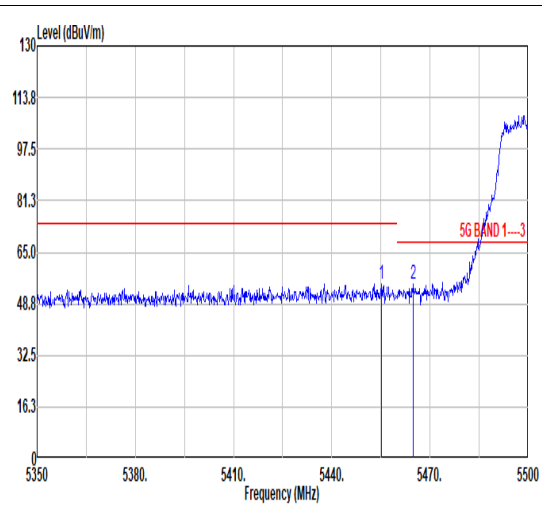
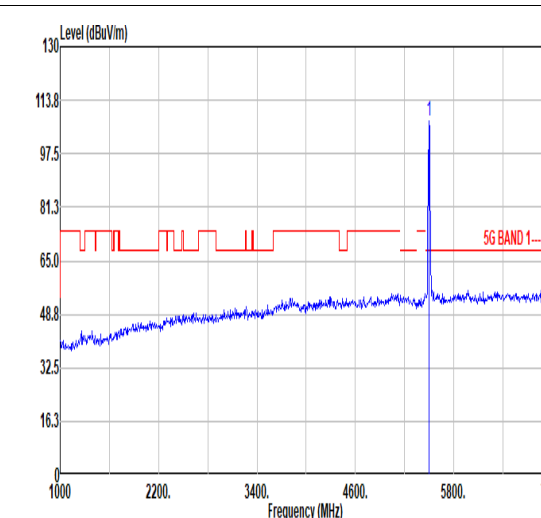
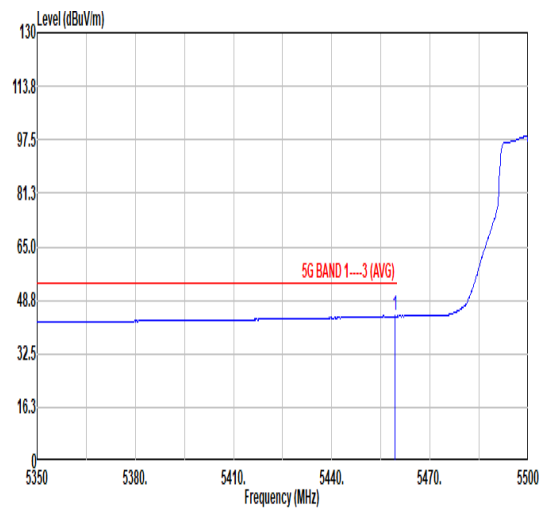
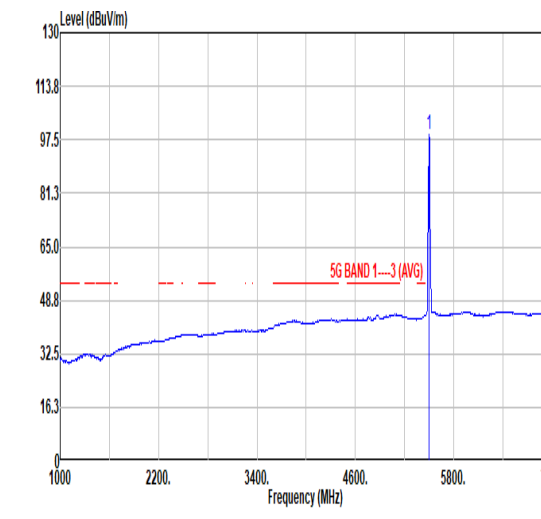
		6																																																																
Mode	Band Edge																																																																	
	U-NII-2A_5.25-5.35_802.11a_CH64_5320MHz																																																																	
ANT	10																																																																	
Pol.	Vertical	Fundamental																																																																
Peak	<table border="1"> <thead> <tr> <th>Limit</th> <th>Read</th> <th>Ant</th> <th>Cable</th> <th>Preamp</th> <th>Aux</th> <th>APos</th> <th>TPos</th> </tr> <tr> <th>Freq Level Line Margin</th> <th>Level Factor</th> <th>Loss Factor</th> <th>Loss Factor</th> <th>Factor</th> <th></th> <th></th> <th>Remark</th> </tr> <tr> <th>MHz dBuV/m dBuV/m dB</th> <th>dBuV dB/m dB</th> <th>dB</th> <th>dB</th> <th>dB</th> <th>dB</th> <th>cm deg</th> <th></th> </tr> </thead> <tbody> <tr> <td>1 5322.48 53.96 74.00 -20.04</td> <td>41.16 34.80</td> <td>9.97 31.97</td> <td>0.00</td> <td></td> <td></td> <td>125 28</td> <td>PEAK</td> </tr> </tbody> </table>	Limit	Read	Ant	Cable	Preamp	Aux	APos	TPos	Freq Level Line Margin	Level Factor	Loss Factor	Loss Factor	Factor			Remark	MHz dBuV/m dBuV/m dB	dBuV dB/m dB	dB	dB	dB	dB	cm deg		1 5322.48 53.96 74.00 -20.04	41.16 34.80	9.97 31.97	0.00			125 28	PEAK	<table border="1"> <thead> <tr> <th>Limit</th> <th>Read</th> <th>Ant</th> <th>Cable</th> <th>Preamp</th> <th>Aux</th> <th>APos</th> <th>TPos</th> </tr> <tr> <th>Freq Level Line Margin</th> <th>Level Factor</th> <th>Loss Factor</th> <th>Loss Factor</th> <th>Factor</th> <th></th> <th></th> <th>Remark</th> </tr> <tr> <th>MHz dBuV/m dBuV/m dB</th> <th>dBuV dB/m dB</th> <th>dB</th> <th>dB</th> <th>dB</th> <th>dB</th> <th>cm deg</th> <th></th> </tr> </thead> <tbody> <tr> <td>1 5320.00 102.65</td> <td>-----</td> <td>90.10 34.56</td> <td>9.90 31.91</td> <td>0.00</td> <td></td> <td>125 28</td> <td>PEAK</td> </tr> </tbody> </table>	Limit	Read	Ant	Cable	Preamp	Aux	APos	TPos	Freq Level Line Margin	Level Factor	Loss Factor	Loss Factor	Factor			Remark	MHz dBuV/m dBuV/m dB	dBuV dB/m dB	dB	dB	dB	dB	cm deg		1 5320.00 102.65	-----	90.10 34.56	9.90 31.91	0.00		125 28	PEAK
	Limit	Read	Ant	Cable	Preamp	Aux	APos	TPos																																																										
Freq Level Line Margin	Level Factor	Loss Factor	Loss Factor	Factor			Remark																																																											
MHz dBuV/m dBuV/m dB	dBuV dB/m dB	dB	dB	dB	dB	cm deg																																																												
1 5322.48 53.96 74.00 -20.04	41.16 34.80	9.97 31.97	0.00			125 28	PEAK																																																											
Limit	Read	Ant	Cable	Preamp	Aux	APos	TPos																																																											
Freq Level Line Margin	Level Factor	Loss Factor	Loss Factor	Factor			Remark																																																											
MHz dBuV/m dBuV/m dB	dBuV dB/m dB	dB	dB	dB	dB	cm deg																																																												
1 5320.00 102.65	-----	90.10 34.56	9.90 31.91	0.00		125 28	PEAK																																																											
Avg	<table border="1"> <thead> <tr> <th>Limit</th> <th>Read</th> <th>Ant</th> <th>Cable</th> <th>Preamp</th> <th>Aux</th> <th>APos</th> <th>TPos</th> </tr> <tr> <th>Freq Level Line Margin</th> <th>Level Factor</th> <th>Loss Factor</th> <th>Loss Factor</th> <th>Factor</th> <th></th> <th></th> <th>Remark</th> </tr> <tr> <th>MHz dBuV/m dBuV/m dB</th> <th>dBuV dB/m dB</th> <th>dB</th> <th>dB</th> <th>dB</th> <th>dB</th> <th>cm deg</th> <th></th> </tr> </thead> <tbody> <tr> <td>1 5351.50 42.85 54.00 -11.15</td> <td>30.21 34.65</td> <td>9.91 31.92</td> <td>0.00</td> <td></td> <td></td> <td>125 28</td> <td>AVERAGE</td> </tr> </tbody> </table>	Limit	Read	Ant	Cable	Preamp	Aux	APos	TPos	Freq Level Line Margin	Level Factor	Loss Factor	Loss Factor	Factor			Remark	MHz dBuV/m dBuV/m dB	dBuV dB/m dB	dB	dB	dB	dB	cm deg		1 5351.50 42.85 54.00 -11.15	30.21 34.65	9.91 31.92	0.00			125 28	AVERAGE	<table border="1"> <thead> <tr> <th>Limit</th> <th>Read</th> <th>Ant</th> <th>Cable</th> <th>Preamp</th> <th>Aux</th> <th>APos</th> <th>TPos</th> </tr> <tr> <th>Freq Level Line Margin</th> <th>Level Factor</th> <th>Loss Factor</th> <th>Loss Factor</th> <th>Factor</th> <th></th> <th></th> <th>Remark</th> </tr> <tr> <th>MHz dBuV/m dBuV/m dB</th> <th>dBuV dB/m dB</th> <th>dB</th> <th>dB</th> <th>dB</th> <th>dB</th> <th>cm deg</th> <th></th> </tr> </thead> <tbody> <tr> <td>1 5320.00 94.22</td> <td>-----</td> <td>81.67 34.56</td> <td>9.90 31.91</td> <td>0.00</td> <td></td> <td>125 28</td> <td>AVERAGE</td> </tr> </tbody> </table>	Limit	Read	Ant	Cable	Preamp	Aux	APos	TPos	Freq Level Line Margin	Level Factor	Loss Factor	Loss Factor	Factor			Remark	MHz dBuV/m dBuV/m dB	dBuV dB/m dB	dB	dB	dB	dB	cm deg		1 5320.00 94.22	-----	81.67 34.56	9.90 31.91	0.00		125 28	AVERAGE
Limit	Read	Ant	Cable	Preamp	Aux	APos	TPos																																																											
Freq Level Line Margin	Level Factor	Loss Factor	Loss Factor	Factor			Remark																																																											
MHz dBuV/m dBuV/m dB	dBuV dB/m dB	dB	dB	dB	dB	cm deg																																																												
1 5351.50 42.85 54.00 -11.15	30.21 34.65	9.91 31.92	0.00			125 28	AVERAGE																																																											
Limit	Read	Ant	Cable	Preamp	Aux	APos	TPos																																																											
Freq Level Line Margin	Level Factor	Loss Factor	Loss Factor	Factor			Remark																																																											
MHz dBuV/m dBuV/m dB	dBuV dB/m dB	dB	dB	dB	dB	cm deg																																																												
1 5320.00 94.22	-----	81.67 34.56	9.90 31.91	0.00		125 28	AVERAGE																																																											



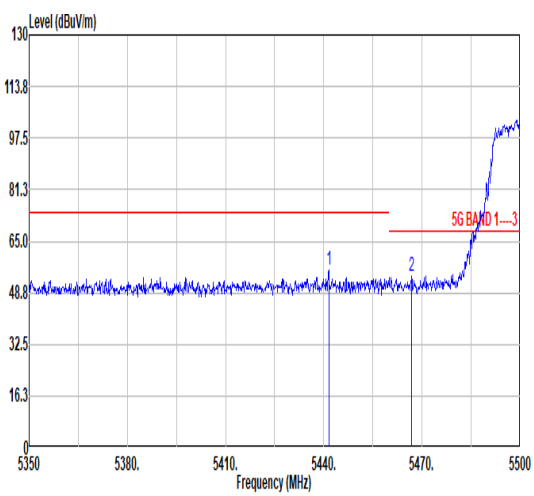
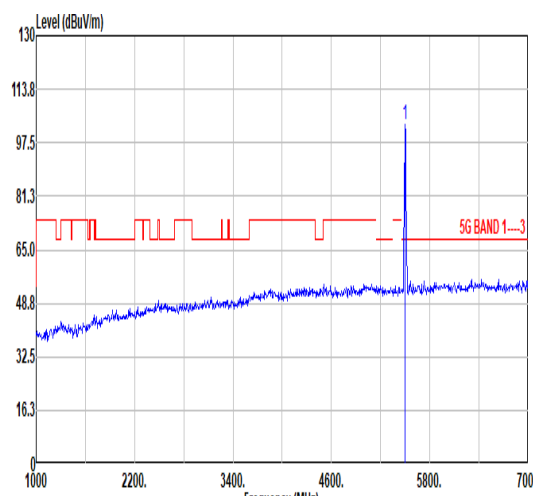
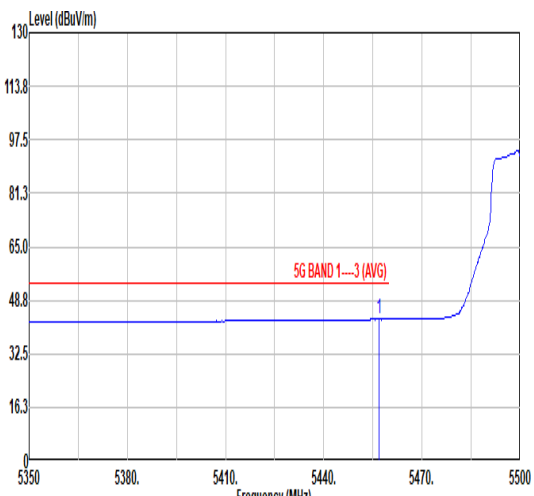
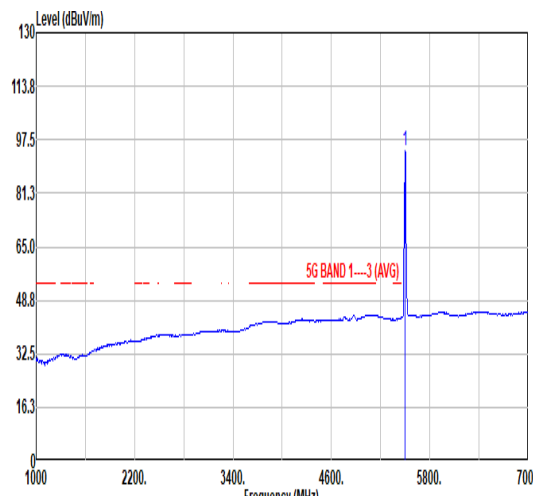


Mode	6																																																																																											
	Harmonic																																																																																											
	U-NII-2A_5.25-5.35_802.11a_CH64_5320MHz																																																																																											
ANT	10																																																																																											
Pol.	Horizontal	Vertical																																																																																										
Peak Avg	<table border="1"> <thead> <tr> <th>Limit</th> <th>Read</th> <th>Ant</th> <th>Cable</th> <th>Preamp</th> <th>Aux</th> <th>APos</th> <th>TPos</th> <th>Remark</th> </tr> <tr> <th>Freq</th> <th>Level</th> <th>Line Margin</th> <th>Level Factor</th> <th>Loss Factor</th> <th>Factor</th> <th></th> <th></th> <th></th> </tr> <tr> <th>MHz</th> <th>dBuV/m</th> <th>dBuV/m</th> <th>dB</th> <th>dBuV</th> <th>dB/m</th> <th>dB</th> <th>dB</th> <th>dB</th> </tr> </thead> <tbody> <tr> <td>1 10640.00</td> <td>45.61</td> <td>74.00</td> <td>-28.39</td> <td>55.16</td> <td>37.78</td> <td>14.32</td> <td>61.65</td> <td>0.00</td> </tr> <tr> <td></td> <td></td> <td></td> <td></td> <td></td> <td></td> <td></td> <td></td> <td>--- PEAK</td> </tr> </tbody> </table>	Limit	Read	Ant	Cable	Preamp	Aux	APos	TPos	Remark	Freq	Level	Line Margin	Level Factor	Loss Factor	Factor				MHz	dBuV/m	dBuV/m	dB	dBuV	dB/m	dB	dB	dB	1 10640.00	45.61	74.00	-28.39	55.16	37.78	14.32	61.65	0.00									--- PEAK	<table border="1"> <thead> <tr> <th>Limit</th> <th>Read</th> <th>Ant</th> <th>Cable</th> <th>Preamp</th> <th>Aux</th> <th>APos</th> <th>TPos</th> <th>Remark</th> </tr> <tr> <th>Freq</th> <th>Level</th> <th>Line Margin</th> <th>Level Factor</th> <th>Loss Factor</th> <th>Factor</th> <th></th> <th></th> <th></th> </tr> <tr> <th>MHz</th> <th>dBuV/m</th> <th>dBuV/m</th> <th>dB</th> <th>dBuV</th> <th>dB/m</th> <th>dB</th> <th>dB</th> <th>dB</th> </tr> </thead> <tbody> <tr> <td>1 10640.00</td> <td>45.87</td> <td>74.00</td> <td>-28.13</td> <td>55.42</td> <td>37.78</td> <td>14.32</td> <td>61.65</td> <td>0.00</td> </tr> <tr> <td></td> <td></td> <td></td> <td></td> <td></td> <td></td> <td></td> <td></td> <td>--- PEAK</td> </tr> </tbody> </table>	Limit	Read	Ant	Cable	Preamp	Aux	APos	TPos	Remark	Freq	Level	Line Margin	Level Factor	Loss Factor	Factor				MHz	dBuV/m	dBuV/m	dB	dBuV	dB/m	dB	dB	dB	1 10640.00	45.87	74.00	-28.13	55.42	37.78	14.32	61.65	0.00									--- PEAK
Limit	Read	Ant	Cable	Preamp	Aux	APos	TPos	Remark																																																																																				
Freq	Level	Line Margin	Level Factor	Loss Factor	Factor																																																																																							
MHz	dBuV/m	dBuV/m	dB	dBuV	dB/m	dB	dB	dB																																																																																				
1 10640.00	45.61	74.00	-28.39	55.16	37.78	14.32	61.65	0.00																																																																																				
								--- PEAK																																																																																				
Limit	Read	Ant	Cable	Preamp	Aux	APos	TPos	Remark																																																																																				
Freq	Level	Line Margin	Level Factor	Loss Factor	Factor																																																																																							
MHz	dBuV/m	dBuV/m	dB	dBuV	dB/m	dB	dB	dB																																																																																				
1 10640.00	45.87	74.00	-28.13	55.42	37.78	14.32	61.65	0.00																																																																																				
								--- PEAK																																																																																				



Mode	7																																																																																														
	Band Edge																																																																																														
	U-NII-2C_5.47-5.725_802.11a_CH100_5500MHz																																																																																														
ANT	10																																																																																														
Pol.	Horizontal	Fundamental																																																																																													
Peak	 <table border="1" data-bbox="255 1108 782 1254"> <thead> <tr> <th>Limit</th> <th>Read</th> <th>Ant</th> <th>Cable</th> <th>Preamp</th> <th>Aux</th> <th>APos</th> <th>TPos</th> <th>Remark</th> </tr> <tr> <th>Freq</th> <th>Level</th> <th>Line Margin</th> <th>Level Factor</th> <th>Loss Factor</th> <th>Factor</th> <th>Factor</th> <th>Factor</th> <th></th> </tr> <tr> <th>MHz</th> <th>dBuV/m</th> <th>dBuV/m</th> <th>dB</th> <th>dBuV</th> <th>dB/m</th> <th>dB</th> <th>dB</th> <th>cm</th> </tr> </thead> <tbody> <tr> <td>1</td> <td>5455.15</td> <td>55.13</td> <td>74.00</td> <td>-18.87</td> <td>42.30</td> <td>34.00</td> <td>10.02</td> <td>31.99</td> <td>0.00</td> <td>100</td> <td>241</td> <td>PEAK</td> </tr> <tr> <td>2</td> <td>5464.90</td> <td>54.87</td> <td>68.30</td> <td>-13.43</td> <td>42.03</td> <td>34.00</td> <td>10.03</td> <td>31.99</td> <td>0.00</td> <td>100</td> <td>241</td> <td>PEAK</td> </tr> </tbody> </table>	Limit	Read	Ant	Cable	Preamp	Aux	APos	TPos	Remark	Freq	Level	Line Margin	Level Factor	Loss Factor	Factor	Factor	Factor		MHz	dBuV/m	dBuV/m	dB	dBuV	dB/m	dB	dB	cm	1	5455.15	55.13	74.00	-18.87	42.30	34.00	10.02	31.99	0.00	100	241	PEAK	2	5464.90	54.87	68.30	-13.43	42.03	34.00	10.03	31.99	0.00	100	241	PEAK	 <table border="1" data-bbox="877 1108 1404 1254"> <thead> <tr> <th>Limit</th> <th>Read</th> <th>Ant</th> <th>Cable</th> <th>Preamp</th> <th>Aux</th> <th>APos</th> <th>TPos</th> <th>Remark</th> </tr> <tr> <th>Freq</th> <th>Level</th> <th>Line Margin</th> <th>Level Factor</th> <th>Loss Factor</th> <th>Factor</th> <th>Factor</th> <th>Factor</th> <th></th> </tr> <tr> <th>MHz</th> <th>dBuV/m</th> <th>dBuV/m</th> <th>dB</th> <th>dBuV</th> <th>dB/m</th> <th>dB</th> <th>dB</th> <th>cm</th> </tr> </thead> <tbody> <tr> <td>1</td> <td>5500.00</td> <td>107.53</td> <td>-----</td> <td>-----</td> <td>94.65</td> <td>34.80</td> <td>10.09</td> <td>32.01</td> <td>0.00</td> <td>100</td> <td>241</td> <td>PEAK</td> </tr> </tbody> </table>	Limit	Read	Ant	Cable	Preamp	Aux	APos	TPos	Remark	Freq	Level	Line Margin	Level Factor	Loss Factor	Factor	Factor	Factor		MHz	dBuV/m	dBuV/m	dB	dBuV	dB/m	dB	dB	cm	1	5500.00	107.53	-----	-----	94.65	34.80	10.09	32.01	0.00	100	241	PEAK
Limit	Read	Ant	Cable	Preamp	Aux	APos	TPos	Remark																																																																																							
Freq	Level	Line Margin	Level Factor	Loss Factor	Factor	Factor	Factor																																																																																								
MHz	dBuV/m	dBuV/m	dB	dBuV	dB/m	dB	dB	cm																																																																																							
1	5455.15	55.13	74.00	-18.87	42.30	34.00	10.02	31.99	0.00	100	241	PEAK																																																																																			
2	5464.90	54.87	68.30	-13.43	42.03	34.00	10.03	31.99	0.00	100	241	PEAK																																																																																			
Limit	Read	Ant	Cable	Preamp	Aux	APos	TPos	Remark																																																																																							
Freq	Level	Line Margin	Level Factor	Loss Factor	Factor	Factor	Factor																																																																																								
MHz	dBuV/m	dBuV/m	dB	dBuV	dB/m	dB	dB	cm																																																																																							
1	5500.00	107.53	-----	-----	94.65	34.80	10.09	32.01	0.00	100	241	PEAK																																																																																			
Avg	 <table border="1" data-bbox="255 1803 782 1937"> <thead> <tr> <th>Limit</th> <th>Read</th> <th>Ant</th> <th>Cable</th> <th>Preamp</th> <th>Aux</th> <th>APos</th> <th>TPos</th> <th>Remark</th> </tr> <tr> <th>Freq</th> <th>Level</th> <th>Line Margin</th> <th>Level Factor</th> <th>Loss Factor</th> <th>Factor</th> <th>Factor</th> <th>Factor</th> <th></th> </tr> <tr> <th>MHz</th> <th>dBuV/m</th> <th>dBuV/m</th> <th>dB</th> <th>dBuV</th> <th>dB/m</th> <th>dB</th> <th>dB</th> <th>cm</th> </tr> </thead> <tbody> <tr> <td>1</td> <td>5459.35</td> <td>43.93</td> <td>54.00</td> <td>-10.07</td> <td>31.09</td> <td>34.00</td> <td>10.03</td> <td>31.99</td> <td>0.00</td> <td>100</td> <td>241</td> <td>AVERAGE</td> </tr> </tbody> </table>	Limit	Read	Ant	Cable	Preamp	Aux	APos	TPos	Remark	Freq	Level	Line Margin	Level Factor	Loss Factor	Factor	Factor	Factor		MHz	dBuV/m	dBuV/m	dB	dBuV	dB/m	dB	dB	cm	1	5459.35	43.93	54.00	-10.07	31.09	34.00	10.03	31.99	0.00	100	241	AVERAGE	 <table border="1" data-bbox="877 1803 1404 1937"> <thead> <tr> <th>Limit</th> <th>Read</th> <th>Ant</th> <th>Cable</th> <th>Preamp</th> <th>Aux</th> <th>APos</th> <th>TPos</th> <th>Remark</th> </tr> <tr> <th>Freq</th> <th>Level</th> <th>Line Margin</th> <th>Level Factor</th> <th>Loss Factor</th> <th>Factor</th> <th>Factor</th> <th>Factor</th> <th></th> </tr> <tr> <th>MHz</th> <th>dBuV/m</th> <th>dBuV/m</th> <th>dB</th> <th>dBuV</th> <th>dB/m</th> <th>dB</th> <th>dB</th> <th>cm</th> </tr> </thead> <tbody> <tr> <td>1</td> <td>5500.00</td> <td>98.06</td> <td>-----</td> <td>-----</td> <td>85.98</td> <td>34.80</td> <td>10.09</td> <td>32.01</td> <td>0.00</td> <td>100</td> <td>241</td> <td>AVERAGE</td> </tr> </tbody> </table>	Limit	Read	Ant	Cable	Preamp	Aux	APos	TPos	Remark	Freq	Level	Line Margin	Level Factor	Loss Factor	Factor	Factor	Factor		MHz	dBuV/m	dBuV/m	dB	dBuV	dB/m	dB	dB	cm	1	5500.00	98.06	-----	-----	85.98	34.80	10.09	32.01	0.00	100	241	AVERAGE													
Limit	Read	Ant	Cable	Preamp	Aux	APos	TPos	Remark																																																																																							
Freq	Level	Line Margin	Level Factor	Loss Factor	Factor	Factor	Factor																																																																																								
MHz	dBuV/m	dBuV/m	dB	dBuV	dB/m	dB	dB	cm																																																																																							
1	5459.35	43.93	54.00	-10.07	31.09	34.00	10.03	31.99	0.00	100	241	AVERAGE																																																																																			
Limit	Read	Ant	Cable	Preamp	Aux	APos	TPos	Remark																																																																																							
Freq	Level	Line Margin	Level Factor	Loss Factor	Factor	Factor	Factor																																																																																								
MHz	dBuV/m	dBuV/m	dB	dBuV	dB/m	dB	dB	cm																																																																																							
1	5500.00	98.06	-----	-----	85.98	34.80	10.09	32.01	0.00	100	241	AVERAGE																																																																																			



Mode	7																																																																																																
	Band Edge																																																																																																
	U-NII-2C_5.47-5.725_802.11a_CH100_5500MHz																																																																																																
ANT	10																																																																																																
Pol.	Vertical	Fundamental																																																																																															
Peak	 <table border="1" data-bbox="263 1108 774 1254"> <thead> <tr> <th>Limit</th> <th>Read</th> <th>Ant</th> <th>Cable</th> <th>Preamp</th> <th>Aux</th> <th>APos</th> <th>TPos</th> <th>Remark</th> </tr> <tr> <th>Freq</th> <th>Level</th> <th>Line Margin</th> <th>Level Factor</th> <th>Loss Factor</th> <th>Loss Factor</th> <th>Factor</th> <th></th> <th></th> </tr> <tr> <th>MHz</th> <th>dBuV/m</th> <th>dBuV/m</th> <th>dB</th> <th>dBuV</th> <th>dB/m</th> <th>dB</th> <th>dB</th> <th>cm</th> <th>deg</th> </tr> </thead> <tbody> <tr> <td>1</td> <td>5441.50</td> <td>55.75</td> <td>74.00</td> <td>-18.25</td> <td>42.93</td> <td>34.00</td> <td>10.00</td> <td>31.98</td> <td>0.00</td> <td>100</td> <td>26</td> <td>PEAK</td> </tr> <tr> <td>2</td> <td>5466.85</td> <td>53.82</td> <td>68.30</td> <td>-14.48</td> <td>40.97</td> <td>34.00</td> <td>10.04</td> <td>31.99</td> <td>0.00</td> <td>100</td> <td>26</td> <td>PEAK</td> </tr> </tbody> </table>	Limit	Read	Ant	Cable	Preamp	Aux	APos	TPos	Remark	Freq	Level	Line Margin	Level Factor	Loss Factor	Loss Factor	Factor			MHz	dBuV/m	dBuV/m	dB	dBuV	dB/m	dB	dB	cm	deg	1	5441.50	55.75	74.00	-18.25	42.93	34.00	10.00	31.98	0.00	100	26	PEAK	2	5466.85	53.82	68.30	-14.48	40.97	34.00	10.04	31.99	0.00	100	26	PEAK	 <table border="1" data-bbox="901 1108 1412 1254"> <thead> <tr> <th>Limit</th> <th>Read</th> <th>Ant</th> <th>Cable</th> <th>Preamp</th> <th>Aux</th> <th>APos</th> <th>TPos</th> <th>Remark</th> </tr> <tr> <th>Freq</th> <th>Level</th> <th>Line Margin</th> <th>Level Factor</th> <th>Loss Factor</th> <th>Loss Factor</th> <th>Factor</th> <th></th> <th></th> </tr> <tr> <th>MHz</th> <th>dBuV/m</th> <th>dBuV/m</th> <th>dB</th> <th>dBuV</th> <th>dB/m</th> <th>dB</th> <th>dB</th> <th>cm</th> <th>deg</th> </tr> </thead> <tbody> <tr> <td>1</td> <td>5500.00</td> <td>102.88</td> <td>-----</td> <td>-----</td> <td>90.00</td> <td>34.80</td> <td>10.09</td> <td>32.01</td> <td>0.00</td> <td>100</td> <td>26</td> <td>PEAK</td> </tr> </tbody> </table>	Limit	Read	Ant	Cable	Preamp	Aux	APos	TPos	Remark	Freq	Level	Line Margin	Level Factor	Loss Factor	Loss Factor	Factor			MHz	dBuV/m	dBuV/m	dB	dBuV	dB/m	dB	dB	cm	deg	1	5500.00	102.88	-----	-----	90.00	34.80	10.09	32.01	0.00	100	26	PEAK
	Limit	Read	Ant	Cable	Preamp	Aux	APos	TPos	Remark																																																																																								
Freq	Level	Line Margin	Level Factor	Loss Factor	Loss Factor	Factor																																																																																											
MHz	dBuV/m	dBuV/m	dB	dBuV	dB/m	dB	dB	cm	deg																																																																																								
1	5441.50	55.75	74.00	-18.25	42.93	34.00	10.00	31.98	0.00	100	26	PEAK																																																																																					
2	5466.85	53.82	68.30	-14.48	40.97	34.00	10.04	31.99	0.00	100	26	PEAK																																																																																					
Limit	Read	Ant	Cable	Preamp	Aux	APos	TPos	Remark																																																																																									
Freq	Level	Line Margin	Level Factor	Loss Factor	Loss Factor	Factor																																																																																											
MHz	dBuV/m	dBuV/m	dB	dBuV	dB/m	dB	dB	cm	deg																																																																																								
1	5500.00	102.88	-----	-----	90.00	34.80	10.09	32.01	0.00	100	26	PEAK																																																																																					
Avg	 <table border="1" data-bbox="263 1792 774 1937"> <thead> <tr> <th>Limit</th> <th>Read</th> <th>Ant</th> <th>Cable</th> <th>Preamp</th> <th>Aux</th> <th>APos</th> <th>TPos</th> <th>Remark</th> </tr> <tr> <th>Freq</th> <th>Level</th> <th>Line Margin</th> <th>Level Factor</th> <th>Loss Factor</th> <th>Loss Factor</th> <th>Factor</th> <th></th> <th></th> </tr> <tr> <th>MHz</th> <th>dBuV/m</th> <th>dBuV/m</th> <th>dB</th> <th>dBuV</th> <th>dB/m</th> <th>dB</th> <th>dB</th> <th>cm</th> <th>deg</th> </tr> </thead> <tbody> <tr> <td>1</td> <td>5456.00</td> <td>43.01</td> <td>54.00</td> <td>-10.99</td> <td>30.18</td> <td>34.00</td> <td>10.02</td> <td>31.99</td> <td>0.00</td> <td>100</td> <td>26</td> <td>AVERAGE</td> </tr> </tbody> </table>	Limit	Read	Ant	Cable	Preamp	Aux	APos	TPos	Remark	Freq	Level	Line Margin	Level Factor	Loss Factor	Loss Factor	Factor			MHz	dBuV/m	dBuV/m	dB	dBuV	dB/m	dB	dB	cm	deg	1	5456.00	43.01	54.00	-10.99	30.18	34.00	10.02	31.99	0.00	100	26	AVERAGE	 <table border="1" data-bbox="901 1792 1412 1937"> <thead> <tr> <th>Limit</th> <th>Read</th> <th>Ant</th> <th>Cable</th> <th>Preamp</th> <th>Aux</th> <th>APos</th> <th>TPos</th> <th>Remark</th> </tr> <tr> <th>Freq</th> <th>Level</th> <th>Line Margin</th> <th>Level Factor</th> <th>Loss Factor</th> <th>Loss Factor</th> <th>Factor</th> <th></th> <th></th> </tr> <tr> <th>MHz</th> <th>dBuV/m</th> <th>dBuV/m</th> <th>dB</th> <th>dBuV</th> <th>dB/m</th> <th>dB</th> <th>dB</th> <th>cm</th> <th>deg</th> </tr> </thead> <tbody> <tr> <td>1</td> <td>5500.00</td> <td>94.22</td> <td>-----</td> <td>-----</td> <td>81.34</td> <td>34.80</td> <td>10.09</td> <td>32.01</td> <td>0.00</td> <td>100</td> <td>26</td> <td>AVERAGE</td> </tr> </tbody> </table>	Limit	Read	Ant	Cable	Preamp	Aux	APos	TPos	Remark	Freq	Level	Line Margin	Level Factor	Loss Factor	Loss Factor	Factor			MHz	dBuV/m	dBuV/m	dB	dBuV	dB/m	dB	dB	cm	deg	1	5500.00	94.22	-----	-----	81.34	34.80	10.09	32.01	0.00	100	26	AVERAGE													
	Limit	Read	Ant	Cable	Preamp	Aux	APos	TPos	Remark																																																																																								
Freq	Level	Line Margin	Level Factor	Loss Factor	Loss Factor	Factor																																																																																											
MHz	dBuV/m	dBuV/m	dB	dBuV	dB/m	dB	dB	cm	deg																																																																																								
1	5456.00	43.01	54.00	-10.99	30.18	34.00	10.02	31.99	0.00	100	26	AVERAGE																																																																																					
Limit	Read	Ant	Cable	Preamp	Aux	APos	TPos	Remark																																																																																									
Freq	Level	Line Margin	Level Factor	Loss Factor	Loss Factor	Factor																																																																																											
MHz	dBuV/m	dBuV/m	dB	dBuV	dB/m	dB	dB	cm	deg																																																																																								
1	5500.00	94.22	-----	-----	81.34	34.80	10.09	32.01	0.00	100	26	AVERAGE																																																																																					



Mode	7																																																																													
	Harmonic																																																																													
	U-NII-2C_5.47-5.725_802.11a_CH100_5500MHz																																																																													
ANT	10																																																																													
Pol.	Horizontal	Vertical																																																																												
Peak																																																																														
Avg																																																																														
	<table border="1"> <thead> <tr> <th>Limit</th> <th>Read</th> <th>Ant</th> <th>Cable</th> <th>Preamp</th> <th>Aux</th> <th>APos</th> <th>TPos</th> <th>Remark</th> </tr> <tr> <th>Freq</th> <th>Level</th> <th>Line Margin</th> <th>Level</th> <th>Factor</th> <th>Loss Factor</th> <th>Factor</th> <th></th> <th></th> </tr> <tr> <th>MHz</th> <th>dBuV/m</th> <th>dBuV/m</th> <th>dB</th> <th>dBuV</th> <th>dB/m</th> <th>dB</th> <th>dB</th> <th>cm</th> <th>deg</th> </tr> </thead> <tbody> <tr> <td>1 11000.00</td> <td>45.46</td> <td>74.00</td> <td>-28.54</td> <td>54.61</td> <td>38.00</td> <td>14.56</td> <td>61.71</td> <td>0.00</td> <td>---</td> </tr> </tbody> </table>	Limit	Read	Ant	Cable	Preamp	Aux	APos	TPos	Remark	Freq	Level	Line Margin	Level	Factor	Loss Factor	Factor			MHz	dBuV/m	dBuV/m	dB	dBuV	dB/m	dB	dB	cm	deg	1 11000.00	45.46	74.00	-28.54	54.61	38.00	14.56	61.71	0.00	---	<table border="1"> <thead> <tr> <th>Limit</th> <th>Read</th> <th>Ant</th> <th>Cable</th> <th>Preamp</th> <th>Aux</th> <th>APos</th> <th>TPos</th> <th>Remark</th> </tr> <tr> <th>Freq</th> <th>Level</th> <th>Line Margin</th> <th>Level</th> <th>Factor</th> <th>Loss Factor</th> <th>Factor</th> <th></th> <th></th> </tr> <tr> <th>MHz</th> <th>dBuV/m</th> <th>dBuV/m</th> <th>dB</th> <th>dBuV</th> <th>dB/m</th> <th>dB</th> <th>dB</th> <th>cm</th> <th>deg</th> </tr> </thead> <tbody> <tr> <td>1 11000.00</td> <td>45.90</td> <td>74.00</td> <td>-28.10</td> <td>55.05</td> <td>38.00</td> <td>14.56</td> <td>61.71</td> <td>0.00</td> <td>---</td> </tr> </tbody> </table>	Limit	Read	Ant	Cable	Preamp	Aux	APos	TPos	Remark	Freq	Level	Line Margin	Level	Factor	Loss Factor	Factor			MHz	dBuV/m	dBuV/m	dB	dBuV	dB/m	dB	dB	cm	deg	1 11000.00	45.90	74.00	-28.10	55.05	38.00	14.56	61.71	0.00	---
Limit	Read	Ant	Cable	Preamp	Aux	APos	TPos	Remark																																																																						
Freq	Level	Line Margin	Level	Factor	Loss Factor	Factor																																																																								
MHz	dBuV/m	dBuV/m	dB	dBuV	dB/m	dB	dB	cm	deg																																																																					
1 11000.00	45.46	74.00	-28.54	54.61	38.00	14.56	61.71	0.00	---																																																																					
Limit	Read	Ant	Cable	Preamp	Aux	APos	TPos	Remark																																																																						
Freq	Level	Line Margin	Level	Factor	Loss Factor	Factor																																																																								
MHz	dBuV/m	dBuV/m	dB	dBuV	dB/m	dB	dB	cm	deg																																																																					
1 11000.00	45.90	74.00	-28.10	55.05	38.00	14.56	61.71	0.00	---																																																																					



Mode	8																																																																																
	Harmonic																																																																																
	U-NII-2C_5.47-5.725_802.11a_CH116_5580MHz																																																																																
ANT	10																																																																																
Pol.	Horizontal	Vertical																																																																															
Peak Avg																																																																																	
	<table border="1"> <thead> <tr> <th>Limit</th> <th>Read</th> <th>Ant</th> <th>Cable</th> <th>Preamp</th> <th>Aux</th> <th>APos</th> <th>TPos</th> <th>Remark</th> </tr> <tr> <th>Freq</th> <th>Level</th> <th>Line Margin</th> <th>Level</th> <th>Factor</th> <th>Loss Factor</th> <th>Factor</th> <th></th> <th></th> </tr> <tr> <th>MHz</th> <th>dBuV/m</th> <th>dBuV/m</th> <th>dB</th> <th>dBuV</th> <th>dB/m</th> <th>dB</th> <th>dB</th> <th>cm</th> <th>deg</th> </tr> </thead> <tbody> <tr> <td>1 11160.00</td> <td>46.25</td> <td>74.00</td> <td>-27.75</td> <td>55.12</td> <td>38.10</td> <td>14.68</td> <td>61.65</td> <td>0.00</td> <td>---</td> <td>---</td> <td>PEAK</td> </tr> </tbody> </table>	Limit	Read	Ant	Cable	Preamp	Aux	APos	TPos	Remark	Freq	Level	Line Margin	Level	Factor	Loss Factor	Factor			MHz	dBuV/m	dBuV/m	dB	dBuV	dB/m	dB	dB	cm	deg	1 11160.00	46.25	74.00	-27.75	55.12	38.10	14.68	61.65	0.00	---	---	PEAK	<table border="1"> <thead> <tr> <th>Limit</th> <th>Read</th> <th>Ant</th> <th>Cable</th> <th>Preamp</th> <th>Aux</th> <th>APos</th> <th>TPos</th> <th>Remark</th> </tr> <tr> <th>Freq</th> <th>Level</th> <th>Line Margin</th> <th>Level</th> <th>Factor</th> <th>Loss Factor</th> <th>Factor</th> <th></th> <th></th> </tr> <tr> <th>MHz</th> <th>dBuV/m</th> <th>dBuV/m</th> <th>dB</th> <th>dBuV</th> <th>dB/m</th> <th>dB</th> <th>dB</th> <th>cm</th> <th>deg</th> </tr> </thead> <tbody> <tr> <td>1 11160.00</td> <td>45.59</td> <td>74.00</td> <td>-28.41</td> <td>54.46</td> <td>38.10</td> <td>14.68</td> <td>61.65</td> <td>0.00</td> <td>---</td> <td>---</td> <td>PEAK</td> </tr> </tbody> </table>	Limit	Read	Ant	Cable	Preamp	Aux	APos	TPos	Remark	Freq	Level	Line Margin	Level	Factor	Loss Factor	Factor			MHz	dBuV/m	dBuV/m	dB	dBuV	dB/m	dB	dB	cm	deg	1 11160.00	45.59	74.00	-28.41	54.46	38.10	14.68	61.65	0.00	---	---
Limit	Read	Ant	Cable	Preamp	Aux	APos	TPos	Remark																																																																									
Freq	Level	Line Margin	Level	Factor	Loss Factor	Factor																																																																											
MHz	dBuV/m	dBuV/m	dB	dBuV	dB/m	dB	dB	cm	deg																																																																								
1 11160.00	46.25	74.00	-27.75	55.12	38.10	14.68	61.65	0.00	---	---	PEAK																																																																						
Limit	Read	Ant	Cable	Preamp	Aux	APos	TPos	Remark																																																																									
Freq	Level	Line Margin	Level	Factor	Loss Factor	Factor																																																																											
MHz	dBuV/m	dBuV/m	dB	dBuV	dB/m	dB	dB	cm	deg																																																																								
1 11160.00	45.59	74.00	-28.41	54.46	38.10	14.68	61.65	0.00	---	---	PEAK																																																																						



Mode	9																																																																																																																									
	Band Edge																																																																																																																									
	U-NII-2C_5.47-5.725_802.11a_CH140_5700MHz																																																																																																																									
ANT	10																																																																																																																									
Pol.	Horizontal	Fundamental																																																																																																																								
Peak	<table border="1"> <thead> <tr> <th>Limit</th> <th>Read</th> <th>Ant</th> <th>Cable</th> <th>Preamp</th> <th>Aux</th> <th>APos</th> <th>TPos</th> </tr> <tr> <th>Freq</th> <th>Level</th> <th>Line</th> <th>Margin</th> <th>Level</th> <th>Factor</th> <th>Loss</th> <th>Factor</th> </tr> <tr> <th>MHz</th> <th>dBuV/m</th> <th>dBuV/m</th> <th>dB</th> <th>dBuV</th> <th>dB/m</th> <th>dB</th> <th>dB</th> </tr> </thead> <tbody> <tr> <td>1 5735.69</td> <td>56.56</td> <td>68.30</td> <td>-11.74</td> <td>43.69</td> <td>34.54</td> <td>10.35</td> <td>32.02</td> </tr> <tr> <td></td> <td></td> <td></td> <td></td> <td></td> <td></td> <td>0.00</td> <td>100</td> </tr> <tr> <td></td> <td></td> <td></td> <td></td> <td></td> <td></td> <td></td> <td>241</td> </tr> <tr> <td></td> <td></td> <td></td> <td></td> <td></td> <td></td> <td></td> <td>PEAK</td> </tr> </tbody> </table>	Limit	Read	Ant	Cable	Preamp	Aux	APos	TPos	Freq	Level	Line	Margin	Level	Factor	Loss	Factor	MHz	dBuV/m	dBuV/m	dB	dBuV	dB/m	dB	dB	1 5735.69	56.56	68.30	-11.74	43.69	34.54	10.35	32.02							0.00	100								241								PEAK	<table border="1"> <thead> <tr> <th>Limit</th> <th>Read</th> <th>Ant</th> <th>Cable</th> <th>Preamp</th> <th>Aux</th> <th>APos</th> <th>TPos</th> </tr> <tr> <th>Freq</th> <th>Level</th> <th>Line</th> <th>Margin</th> <th>Level</th> <th>Factor</th> <th>Loss</th> <th>Factor</th> </tr> <tr> <th>MHz</th> <th>dBuV/m</th> <th>dBuV/m</th> <th>dB</th> <th>dBuV</th> <th>dB/m</th> <th>dB</th> <th>dB</th> </tr> </thead> <tbody> <tr> <td>1 5700.00</td> <td>106.91</td> <td>-----</td> <td>-----</td> <td>94.12</td> <td>34.51</td> <td>10.33</td> <td>32.05</td> </tr> <tr> <td></td> <td></td> <td></td> <td></td> <td></td> <td></td> <td>0.00</td> <td>100</td> </tr> <tr> <td></td> <td></td> <td></td> <td></td> <td></td> <td></td> <td></td> <td>100</td> </tr> <tr> <td></td> <td></td> <td></td> <td></td> <td></td> <td></td> <td></td> <td>241</td> </tr> <tr> <td></td> <td></td> <td></td> <td></td> <td></td> <td></td> <td></td> <td>PEAK</td> </tr> </tbody> </table>	Limit	Read	Ant	Cable	Preamp	Aux	APos	TPos	Freq	Level	Line	Margin	Level	Factor	Loss	Factor	MHz	dBuV/m	dBuV/m	dB	dBuV	dB/m	dB	dB	1 5700.00	106.91	-----	-----	94.12	34.51	10.33	32.05							0.00	100								100								241								PEAK
Limit	Read	Ant	Cable	Preamp	Aux	APos	TPos																																																																																																																			
Freq	Level	Line	Margin	Level	Factor	Loss	Factor																																																																																																																			
MHz	dBuV/m	dBuV/m	dB	dBuV	dB/m	dB	dB																																																																																																																			
1 5735.69	56.56	68.30	-11.74	43.69	34.54	10.35	32.02																																																																																																																			
						0.00	100																																																																																																																			
							241																																																																																																																			
							PEAK																																																																																																																			
Limit	Read	Ant	Cable	Preamp	Aux	APos	TPos																																																																																																																			
Freq	Level	Line	Margin	Level	Factor	Loss	Factor																																																																																																																			
MHz	dBuV/m	dBuV/m	dB	dBuV	dB/m	dB	dB																																																																																																																			
1 5700.00	106.91	-----	-----	94.12	34.51	10.33	32.05																																																																																																																			
						0.00	100																																																																																																																			
							100																																																																																																																			
							241																																																																																																																			
							PEAK																																																																																																																			
Avg	Blank	<table border="1"> <thead> <tr> <th>Limit</th> <th>Read</th> <th>Ant</th> <th>Cable</th> <th>Preamp</th> <th>Aux</th> <th>APos</th> <th>TPos</th> </tr> <tr> <th>Freq</th> <th>Level</th> <th>Line</th> <th>Margin</th> <th>Level</th> <th>Factor</th> <th>Loss</th> <th>Factor</th> </tr> <tr> <th>MHz</th> <th>dBuV/m</th> <th>dBuV/m</th> <th>dB</th> <th>dBuV</th> <th>dB/m</th> <th>dB</th> <th>dB</th> </tr> </thead> <tbody> <tr> <td>1 5700.00</td> <td>99.14</td> <td>-----</td> <td>-----</td> <td>86.36</td> <td>34.51</td> <td>10.32</td> <td>32.05</td> </tr> <tr> <td></td> <td></td> <td></td> <td></td> <td></td> <td></td> <td>0.00</td> <td>100</td> </tr> <tr> <td></td> <td></td> <td></td> <td></td> <td></td> <td></td> <td></td> <td>100</td> </tr> <tr> <td></td> <td></td> <td></td> <td></td> <td></td> <td></td> <td></td> <td>241</td> </tr> <tr> <td></td> <td></td> <td></td> <td></td> <td></td> <td></td> <td></td> <td>AVERAGE</td> </tr> </tbody> </table>	Limit	Read	Ant	Cable	Preamp	Aux	APos	TPos	Freq	Level	Line	Margin	Level	Factor	Loss	Factor	MHz	dBuV/m	dBuV/m	dB	dBuV	dB/m	dB	dB	1 5700.00	99.14	-----	-----	86.36	34.51	10.32	32.05							0.00	100								100								241								AVERAGE																																																								
Limit	Read	Ant	Cable	Preamp	Aux	APos	TPos																																																																																																																			
Freq	Level	Line	Margin	Level	Factor	Loss	Factor																																																																																																																			
MHz	dBuV/m	dBuV/m	dB	dBuV	dB/m	dB	dB																																																																																																																			
1 5700.00	99.14	-----	-----	86.36	34.51	10.32	32.05																																																																																																																			
						0.00	100																																																																																																																			
							100																																																																																																																			
							241																																																																																																																			
							AVERAGE																																																																																																																			



Mode	9																																																																																																	
	Band Edge																																																																																																	
	U-NII-2C_5.47-5.725_802.11a_CH140_5700MHz																																																																																																	
ANT	10																																																																																																	
Pol.	Vertical	Fundamental																																																																																																
Peak	<table border="1"> <thead> <tr> <th>Limit</th> <th>Read</th> <th>Ant</th> <th>Cable</th> <th>Preamp</th> <th>Aux</th> <th>APos</th> <th>TPos</th> </tr> <tr> <th>Freq</th> <th>Level</th> <th>Line</th> <th>Margin</th> <th>Level</th> <th>Factor</th> <th>Loss</th> <th>Factor</th> </tr> <tr> <th>MHz</th> <th>dBuV/m</th> <th>dBuV/m</th> <th>dB</th> <th>dBuV</th> <th>dB/m</th> <th>dB</th> <th>dB</th> </tr> </thead> <tbody> <tr> <td>1 5725.81</td> <td>58.62</td> <td>68.30</td> <td>-9.68</td> <td>45.77</td> <td>34.53</td> <td>10.35</td> <td>32.03</td> </tr> <tr> <td></td> <td></td> <td></td> <td></td> <td></td> <td></td> <td>0.00</td> <td>300</td> </tr> <tr> <td></td> <td></td> <td></td> <td></td> <td></td> <td></td> <td></td> <td>30 PEAK</td> </tr> </tbody> </table>	Limit	Read	Ant	Cable	Preamp	Aux	APos	TPos	Freq	Level	Line	Margin	Level	Factor	Loss	Factor	MHz	dBuV/m	dBuV/m	dB	dBuV	dB/m	dB	dB	1 5725.81	58.62	68.30	-9.68	45.77	34.53	10.35	32.03							0.00	300								30 PEAK	<table border="1"> <thead> <tr> <th>Limit</th> <th>Read</th> <th>Ant</th> <th>Cable</th> <th>Preamp</th> <th>Aux</th> <th>APos</th> <th>TPos</th> </tr> <tr> <th>Freq</th> <th>Level</th> <th>Line</th> <th>Margin</th> <th>Level</th> <th>Factor</th> <th>Loss</th> <th>Factor</th> </tr> <tr> <th>MHz</th> <th>dBuV/m</th> <th>dBuV/m</th> <th>dB</th> <th>dBuV</th> <th>dB/m</th> <th>dB</th> <th>dB</th> </tr> </thead> <tbody> <tr> <td>1 5700.00</td> <td>103.80</td> <td>-----</td> <td>-----</td> <td>91.01</td> <td>34.51</td> <td>10.33</td> <td>32.05</td> </tr> <tr> <td></td> <td></td> <td></td> <td></td> <td></td> <td></td> <td>0.00</td> <td>300</td> </tr> <tr> <td></td> <td></td> <td></td> <td></td> <td></td> <td></td> <td></td> <td>30 PEAK</td> </tr> </tbody> </table>	Limit	Read	Ant	Cable	Preamp	Aux	APos	TPos	Freq	Level	Line	Margin	Level	Factor	Loss	Factor	MHz	dBuV/m	dBuV/m	dB	dBuV	dB/m	dB	dB	1 5700.00	103.80	-----	-----	91.01	34.51	10.33	32.05							0.00	300								30 PEAK
Limit	Read	Ant	Cable	Preamp	Aux	APos	TPos																																																																																											
Freq	Level	Line	Margin	Level	Factor	Loss	Factor																																																																																											
MHz	dBuV/m	dBuV/m	dB	dBuV	dB/m	dB	dB																																																																																											
1 5725.81	58.62	68.30	-9.68	45.77	34.53	10.35	32.03																																																																																											
						0.00	300																																																																																											
							30 PEAK																																																																																											
Limit	Read	Ant	Cable	Preamp	Aux	APos	TPos																																																																																											
Freq	Level	Line	Margin	Level	Factor	Loss	Factor																																																																																											
MHz	dBuV/m	dBuV/m	dB	dBuV	dB/m	dB	dB																																																																																											
1 5700.00	103.80	-----	-----	91.01	34.51	10.33	32.05																																																																																											
						0.00	300																																																																																											
							30 PEAK																																																																																											
Avg	Blank	<table border="1"> <thead> <tr> <th>Limit</th> <th>Read</th> <th>Ant</th> <th>Cable</th> <th>Preamp</th> <th>Aux</th> <th>APos</th> <th>TPos</th> </tr> <tr> <th>Freq</th> <th>Level</th> <th>Line</th> <th>Margin</th> <th>Level</th> <th>Factor</th> <th>Loss</th> <th>Factor</th> </tr> <tr> <th>MHz</th> <th>dBuV/m</th> <th>dBuV/m</th> <th>dB</th> <th>dBuV</th> <th>dB/m</th> <th>dB</th> <th>dB</th> </tr> </thead> <tbody> <tr> <td>1 5700.00</td> <td>96.19</td> <td>-----</td> <td>-----</td> <td>83.40</td> <td>34.51</td> <td>10.33</td> <td>32.05</td> </tr> <tr> <td></td> <td></td> <td></td> <td></td> <td></td> <td></td> <td>0.00</td> <td>300</td> </tr> <tr> <td></td> <td></td> <td></td> <td></td> <td></td> <td></td> <td></td> <td>30 AVERAGE</td> </tr> </tbody> </table>	Limit	Read	Ant	Cable	Preamp	Aux	APos	TPos	Freq	Level	Line	Margin	Level	Factor	Loss	Factor	MHz	dBuV/m	dBuV/m	dB	dBuV	dB/m	dB	dB	1 5700.00	96.19	-----	-----	83.40	34.51	10.33	32.05							0.00	300								30 AVERAGE																																																
Limit	Read	Ant	Cable	Preamp	Aux	APos	TPos																																																																																											
Freq	Level	Line	Margin	Level	Factor	Loss	Factor																																																																																											
MHz	dBuV/m	dBuV/m	dB	dBuV	dB/m	dB	dB																																																																																											
1 5700.00	96.19	-----	-----	83.40	34.51	10.33	32.05																																																																																											
						0.00	300																																																																																											
							30 AVERAGE																																																																																											



Mode	9																																																																																	
	Harmonic																																																																																	
	U-NII-2C_5.47-5.725_802.11a_CH140_5700MHz																																																																																	
ANT	10																																																																																	
Pol.	Horizontal	Vertical																																																																																
Peak																																																																																		
Avg																																																																																		
	<table border="1"> <thead> <tr> <th>Limit</th> <th>Read</th> <th>Ant</th> <th>Cable</th> <th>Preamp</th> <th>Aux</th> <th>APos</th> <th>TPos</th> <th>Remark</th> </tr> <tr> <th>Freq</th> <th>Level</th> <th>Line Margin</th> <th>Level</th> <th>Factor</th> <th>Loss Factor</th> <th>Factor</th> <th></th> <th></th> </tr> <tr> <th>MHz</th> <th>dBuV/m</th> <th>dBuV/m</th> <th>dB</th> <th>dBuV</th> <th>dB/m</th> <th>dB</th> <th>dB</th> <th>cm</th> <th>deg</th> </tr> </thead> <tbody> <tr> <td>1 11400.00</td> <td>46.43</td> <td>74.00</td> <td>-27.57</td> <td>54.89</td> <td>38.24</td> <td>14.85</td> <td>61.55</td> <td>0.00</td> <td>---</td> <td>---</td> <td>PEAK</td> </tr> </tbody> </table>	Limit	Read	Ant	Cable	Preamp	Aux	APos	TPos	Remark	Freq	Level	Line Margin	Level	Factor	Loss Factor	Factor			MHz	dBuV/m	dBuV/m	dB	dBuV	dB/m	dB	dB	cm	deg	1 11400.00	46.43	74.00	-27.57	54.89	38.24	14.85	61.55	0.00	---	---	PEAK	<table border="1"> <thead> <tr> <th>Limit</th> <th>Read</th> <th>Ant</th> <th>Cable</th> <th>Preamp</th> <th>Aux</th> <th>APos</th> <th>TPos</th> <th>Remark</th> </tr> <tr> <th>Freq</th> <th>Level</th> <th>Line Margin</th> <th>Level</th> <th>Factor</th> <th>Loss Factor</th> <th>Factor</th> <th></th> <th></th> </tr> <tr> <th>MHz</th> <th>dBuV/m</th> <th>dBuV/m</th> <th>dB</th> <th>dBuV</th> <th>dB/m</th> <th>dB</th> <th>dB</th> <th>cm</th> <th>deg</th> </tr> </thead> <tbody> <tr> <td>1 11400.00</td> <td>46.06</td> <td>74.00</td> <td>-27.94</td> <td>54.52</td> <td>38.24</td> <td>14.85</td> <td>61.55</td> <td>0.00</td> <td>---</td> <td>---</td> <td>PEAK</td> </tr> </tbody> </table>	Limit	Read	Ant	Cable	Preamp	Aux	APos	TPos	Remark	Freq	Level	Line Margin	Level	Factor	Loss Factor	Factor			MHz	dBuV/m	dBuV/m	dB	dBuV	dB/m	dB	dB	cm	deg	1 11400.00	46.06	74.00	-27.94	54.52	38.24	14.85	61.55	0.00	---	---	PEAK
Limit	Read	Ant	Cable	Preamp	Aux	APos	TPos	Remark																																																																										
Freq	Level	Line Margin	Level	Factor	Loss Factor	Factor																																																																												
MHz	dBuV/m	dBuV/m	dB	dBuV	dB/m	dB	dB	cm	deg																																																																									
1 11400.00	46.43	74.00	-27.57	54.89	38.24	14.85	61.55	0.00	---	---	PEAK																																																																							
Limit	Read	Ant	Cable	Preamp	Aux	APos	TPos	Remark																																																																										
Freq	Level	Line Margin	Level	Factor	Loss Factor	Factor																																																																												
MHz	dBuV/m	dBuV/m	dB	dBuV	dB/m	dB	dB	cm	deg																																																																									
1 11400.00	46.06	74.00	-27.94	54.52	38.24	14.85	61.55	0.00	---	---	PEAK																																																																							





Mode	10																																																																																			
	Band Edge																																																																																			
	U-NII-1_5.15-5.25_802.11n HT20_CH36_5180MHz																																																																																			
ANT	10																																																																																			
Pol.	Horizontal	Fundamental																																																																																		
Peak	<table border="1"> <thead> <tr> <th>Limit</th> <th>Read</th> <th>Ant</th> <th>Cable</th> <th>Preamp</th> <th>Aux</th> <th>APos</th> <th>TPos</th> <th>Remark</th> </tr> <tr> <th>Freq</th> <th>Level</th> <th>Line Margin</th> <th>Level Factor</th> <th>Loss Factor</th> <th>Factor</th> <th>Factor</th> <th>Factor</th> <th></th> </tr> <tr> <th>MHz</th> <th>dBuV/m</th> <th>dBuV/m</th> <th>dB</th> <th>dBuV</th> <th>dB/m</th> <th>dB</th> <th>dB</th> <th>cm</th> <th>deg</th> </tr> </thead> <tbody> <tr> <td>1</td> <td>5127.90</td> <td>55.19</td> <td>74.00</td> <td>-18.81</td> <td>43.11</td> <td>34.10</td> <td>9.77</td> <td>31.79</td> <td>0.00</td> <td>109</td> <td>241</td> <td>PEAK</td> </tr> </tbody> </table>	Limit	Read	Ant	Cable	Preamp	Aux	APos	TPos	Remark	Freq	Level	Line Margin	Level Factor	Loss Factor	Factor	Factor	Factor		MHz	dBuV/m	dBuV/m	dB	dBuV	dB/m	dB	dB	cm	deg	1	5127.90	55.19	74.00	-18.81	43.11	34.10	9.77	31.79	0.00	109	241	PEAK	<table border="1"> <thead> <tr> <th>Limit</th> <th>Read</th> <th>Ant</th> <th>Cable</th> <th>Preamp</th> <th>Aux</th> <th>APos</th> <th>TPos</th> <th>Remark</th> </tr> <tr> <th>Freq</th> <th>Level</th> <th>Line Margin</th> <th>Level Factor</th> <th>Loss Factor</th> <th>Factor</th> <th>Factor</th> <th>Factor</th> <th></th> </tr> <tr> <th>MHz</th> <th>dBuV/m</th> <th>dBuV/m</th> <th>dB</th> <th>dBuV</th> <th>dB/m</th> <th>dB</th> <th>dB</th> <th>cm</th> <th>deg</th> </tr> </thead> <tbody> <tr> <td>1</td> <td>5180.00</td> <td>100.85</td> <td>-----</td> <td>-----</td> <td>88.76</td> <td>34.10</td> <td>9.81</td> <td>31.82</td> <td>0.00</td> <td>109</td> <td>241</td> <td>PEAK</td> </tr> </tbody> </table>	Limit	Read	Ant	Cable	Preamp	Aux	APos	TPos	Remark	Freq	Level	Line Margin	Level Factor	Loss Factor	Factor	Factor	Factor		MHz	dBuV/m	dBuV/m	dB	dBuV	dB/m	dB	dB	cm	deg	1	5180.00	100.85	-----	-----	88.76	34.10	9.81	31.82	0.00	109	241	PEAK
	Limit	Read	Ant	Cable	Preamp	Aux	APos	TPos	Remark																																																																											
Freq	Level	Line Margin	Level Factor	Loss Factor	Factor	Factor	Factor																																																																													
MHz	dBuV/m	dBuV/m	dB	dBuV	dB/m	dB	dB	cm	deg																																																																											
1	5127.90	55.19	74.00	-18.81	43.11	34.10	9.77	31.79	0.00	109	241	PEAK																																																																								
Limit	Read	Ant	Cable	Preamp	Aux	APos	TPos	Remark																																																																												
Freq	Level	Line Margin	Level Factor	Loss Factor	Factor	Factor	Factor																																																																													
MHz	dBuV/m	dBuV/m	dB	dBuV	dB/m	dB	dB	cm	deg																																																																											
1	5180.00	100.85	-----	-----	88.76	34.10	9.81	31.82	0.00	109	241	PEAK																																																																								
Avg	<table border="1"> <thead> <tr> <th>Limit</th> <th>Read</th> <th>Ant</th> <th>Cable</th> <th>Preamp</th> <th>Aux</th> <th>APos</th> <th>TPos</th> <th>Remark</th> </tr> <tr> <th>Freq</th> <th>Level</th> <th>Line Margin</th> <th>Level Factor</th> <th>Loss Factor</th> <th>Factor</th> <th>Factor</th> <th>Factor</th> <th></th> </tr> <tr> <th>MHz</th> <th>dBuV/m</th> <th>dBuV/m</th> <th>dB</th> <th>dBuV</th> <th>dB/m</th> <th>dB</th> <th>dB</th> <th>cm</th> <th>deg</th> </tr> </thead> <tbody> <tr> <td>1</td> <td>5131.40</td> <td>43.25</td> <td>54.00</td> <td>-10.75</td> <td>31.17</td> <td>34.10</td> <td>9.77</td> <td>31.79</td> <td>0.00</td> <td>109</td> <td>241</td> <td>AVERAGE</td> </tr> </tbody> </table>	Limit	Read	Ant	Cable	Preamp	Aux	APos	TPos	Remark	Freq	Level	Line Margin	Level Factor	Loss Factor	Factor	Factor	Factor		MHz	dBuV/m	dBuV/m	dB	dBuV	dB/m	dB	dB	cm	deg	1	5131.40	43.25	54.00	-10.75	31.17	34.10	9.77	31.79	0.00	109	241	AVERAGE	<table border="1"> <thead> <tr> <th>Limit</th> <th>Read</th> <th>Ant</th> <th>Cable</th> <th>Preamp</th> <th>Aux</th> <th>APos</th> <th>TPos</th> <th>Remark</th> </tr> <tr> <th>Freq</th> <th>Level</th> <th>Line Margin</th> <th>Level Factor</th> <th>Loss Factor</th> <th>Factor</th> <th>Factor</th> <th>Factor</th> <th></th> </tr> <tr> <th>MHz</th> <th>dBuV/m</th> <th>dBuV/m</th> <th>dB</th> <th>dBuV</th> <th>dB/m</th> <th>dB</th> <th>dB</th> <th>cm</th> <th>deg</th> </tr> </thead> <tbody> <tr> <td>1</td> <td>5180.00</td> <td>93.18</td> <td>-----</td> <td>-----</td> <td>81.09</td> <td>34.10</td> <td>9.81</td> <td>31.82</td> <td>0.00</td> <td>109</td> <td>241</td> <td>AVERAGE</td> </tr> </tbody> </table>	Limit	Read	Ant	Cable	Preamp	Aux	APos	TPos	Remark	Freq	Level	Line Margin	Level Factor	Loss Factor	Factor	Factor	Factor		MHz	dBuV/m	dBuV/m	dB	dBuV	dB/m	dB	dB	cm	deg	1	5180.00	93.18	-----	-----	81.09	34.10	9.81	31.82	0.00	109	241	AVERAGE
Limit	Read	Ant	Cable	Preamp	Aux	APos	TPos	Remark																																																																												
Freq	Level	Line Margin	Level Factor	Loss Factor	Factor	Factor	Factor																																																																													
MHz	dBuV/m	dBuV/m	dB	dBuV	dB/m	dB	dB	cm	deg																																																																											
1	5131.40	43.25	54.00	-10.75	31.17	34.10	9.77	31.79	0.00	109	241	AVERAGE																																																																								
Limit	Read	Ant	Cable	Preamp	Aux	APos	TPos	Remark																																																																												
Freq	Level	Line Margin	Level Factor	Loss Factor	Factor	Factor	Factor																																																																													
MHz	dBuV/m	dBuV/m	dB	dBuV	dB/m	dB	dB	cm	deg																																																																											
1	5180.00	93.18	-----	-----	81.09	34.10	9.81	31.82	0.00	109	241	AVERAGE																																																																								



Mode	10																																																																																	
	Band Edge																																																																																	
	U-NII-1_5.15-5.25_802.11n HT20_CH36_5180MHz																																																																																	
ANT	10																																																																																	
Pol.	Vertical	Fundamental																																																																																
Peak	<table border="1"> <thead> <tr> <th>Limit</th> <th>Read</th> <th>Ant</th> <th>Cable</th> <th>Preamp</th> <th>Aux</th> <th>APos</th> <th>TPos</th> <th>Remark</th> </tr> <tr> <th>Freq</th> <th>Level</th> <th>Line Margin</th> <th>Level Factor</th> <th>Loss Factor</th> <th>Loss Factor</th> <th>Factor</th> <th>cm</th> <th>deg</th> </tr> <tr> <th>MHz</th> <th>dBuV/m</th> <th>dBuV/m</th> <th>dB</th> <th>dBuV</th> <th>dB/m</th> <th>dB</th> <th>dB</th> <th>dB</th> </tr> </thead> <tbody> <tr> <td>1</td> <td>5112.80</td> <td>55.29</td> <td>74.00</td> <td>-18.71</td> <td>43.22</td> <td>34.10</td> <td>9.75</td> <td>31.78</td> <td>0.00</td> <td>364</td> <td>32</td> <td>PEAK</td> </tr> </tbody> </table>	Limit	Read	Ant	Cable	Preamp	Aux	APos	TPos	Remark	Freq	Level	Line Margin	Level Factor	Loss Factor	Loss Factor	Factor	cm	deg	MHz	dBuV/m	dBuV/m	dB	dBuV	dB/m	dB	dB	dB	1	5112.80	55.29	74.00	-18.71	43.22	34.10	9.75	31.78	0.00	364	32	PEAK	<table border="1"> <thead> <tr> <th>Limit</th> <th>Read</th> <th>Ant</th> <th>Cable</th> <th>Preamp</th> <th>Aux</th> <th>APos</th> <th>TPos</th> <th>Remark</th> </tr> <tr> <th>Freq</th> <th>Level</th> <th>Line Margin</th> <th>Level Factor</th> <th>Loss Factor</th> <th>Loss Factor</th> <th>Factor</th> <th>cm</th> <th>deg</th> </tr> <tr> <th>MHz</th> <th>dBuV/m</th> <th>dBuV/m</th> <th>dB</th> <th>dBuV</th> <th>dB/m</th> <th>dB</th> <th>dB</th> <th>dB</th> </tr> </thead> <tbody> <tr> <td>1</td> <td>5180.00</td> <td>101.37</td> <td>-----</td> <td>-----</td> <td>89.28</td> <td>34.10</td> <td>9.81</td> <td>31.82</td> <td>0.00</td> <td>364</td> <td>32</td> <td>PEAK</td> </tr> </tbody> </table>	Limit	Read	Ant	Cable	Preamp	Aux	APos	TPos	Remark	Freq	Level	Line Margin	Level Factor	Loss Factor	Loss Factor	Factor	cm	deg	MHz	dBuV/m	dBuV/m	dB	dBuV	dB/m	dB	dB	dB	1	5180.00	101.37	-----	-----	89.28	34.10	9.81	31.82	0.00	364	32	PEAK
	Limit	Read	Ant	Cable	Preamp	Aux	APos	TPos	Remark																																																																									
Freq	Level	Line Margin	Level Factor	Loss Factor	Loss Factor	Factor	cm	deg																																																																										
MHz	dBuV/m	dBuV/m	dB	dBuV	dB/m	dB	dB	dB																																																																										
1	5112.80	55.29	74.00	-18.71	43.22	34.10	9.75	31.78	0.00	364	32	PEAK																																																																						
Limit	Read	Ant	Cable	Preamp	Aux	APos	TPos	Remark																																																																										
Freq	Level	Line Margin	Level Factor	Loss Factor	Loss Factor	Factor	cm	deg																																																																										
MHz	dBuV/m	dBuV/m	dB	dBuV	dB/m	dB	dB	dB																																																																										
1	5180.00	101.37	-----	-----	89.28	34.10	9.81	31.82	0.00	364	32	PEAK																																																																						
Avg	<table border="1"> <thead> <tr> <th>Limit</th> <th>Read</th> <th>Ant</th> <th>Cable</th> <th>Preamp</th> <th>Aux</th> <th>APos</th> <th>TPos</th> <th>Remark</th> </tr> <tr> <th>Freq</th> <th>Level</th> <th>Line Margin</th> <th>Level Factor</th> <th>Loss Factor</th> <th>Loss Factor</th> <th>Factor</th> <th>cm</th> <th>deg</th> </tr> <tr> <th>MHz</th> <th>dBuV/m</th> <th>dBuV/m</th> <th>dB</th> <th>dBuV</th> <th>dB/m</th> <th>dB</th> <th>dB</th> <th>dB</th> </tr> </thead> <tbody> <tr> <td>1</td> <td>5130.40</td> <td>43.17</td> <td>54.00</td> <td>-10.83</td> <td>31.09</td> <td>34.10</td> <td>9.77</td> <td>31.79</td> <td>0.00</td> <td>364</td> <td>32</td> <td>AVERAGE</td> </tr> </tbody> </table>	Limit	Read	Ant	Cable	Preamp	Aux	APos	TPos	Remark	Freq	Level	Line Margin	Level Factor	Loss Factor	Loss Factor	Factor	cm	deg	MHz	dBuV/m	dBuV/m	dB	dBuV	dB/m	dB	dB	dB	1	5130.40	43.17	54.00	-10.83	31.09	34.10	9.77	31.79	0.00	364	32	AVERAGE	<table border="1"> <thead> <tr> <th>Limit</th> <th>Read</th> <th>Ant</th> <th>Cable</th> <th>Preamp</th> <th>Aux</th> <th>APos</th> <th>TPos</th> <th>Remark</th> </tr> <tr> <th>Freq</th> <th>Level</th> <th>Line Margin</th> <th>Level Factor</th> <th>Loss Factor</th> <th>Loss Factor</th> <th>Factor</th> <th>cm</th> <th>deg</th> </tr> <tr> <th>MHz</th> <th>dBuV/m</th> <th>dBuV/m</th> <th>dB</th> <th>dBuV</th> <th>dB/m</th> <th>dB</th> <th>dB</th> <th>dB</th> </tr> </thead> <tbody> <tr> <td>1</td> <td>5180.00</td> <td>93.33</td> <td>-----</td> <td>-----</td> <td>81.24</td> <td>34.10</td> <td>9.81</td> <td>31.82</td> <td>0.00</td> <td>364</td> <td>32</td> <td>AVERAGE</td> </tr> </tbody> </table>	Limit	Read	Ant	Cable	Preamp	Aux	APos	TPos	Remark	Freq	Level	Line Margin	Level Factor	Loss Factor	Loss Factor	Factor	cm	deg	MHz	dBuV/m	dBuV/m	dB	dBuV	dB/m	dB	dB	dB	1	5180.00	93.33	-----	-----	81.24	34.10	9.81	31.82	0.00	364	32	AVERAGE
Limit	Read	Ant	Cable	Preamp	Aux	APos	TPos	Remark																																																																										
Freq	Level	Line Margin	Level Factor	Loss Factor	Loss Factor	Factor	cm	deg																																																																										
MHz	dBuV/m	dBuV/m	dB	dBuV	dB/m	dB	dB	dB																																																																										
1	5130.40	43.17	54.00	-10.83	31.09	34.10	9.77	31.79	0.00	364	32	AVERAGE																																																																						
Limit	Read	Ant	Cable	Preamp	Aux	APos	TPos	Remark																																																																										
Freq	Level	Line Margin	Level Factor	Loss Factor	Loss Factor	Factor	cm	deg																																																																										
MHz	dBuV/m	dBuV/m	dB	dBuV	dB/m	dB	dB	dB																																																																										
1	5180.00	93.33	-----	-----	81.24	34.10	9.81	31.82	0.00	364	32	AVERAGE																																																																						



Mode	10																																																																																	
	Harmonic																																																																																	
	U-NII-1_5.15-5.25_802.11n HT20_CH36_5180MHz																																																																																	
ANT	10																																																																																	
Pol.	Horizontal	Vertical																																																																																
Peak Avg	<table border="1"> <thead> <tr> <th>Limit</th> <th>Read</th> <th>Ant</th> <th>Cable</th> <th>Preamp</th> <th>Aux</th> <th>APos</th> <th>TPos</th> <th>Remark</th> </tr> <tr> <th>Freq</th> <th>Level</th> <th>Line Margin</th> <th>Level Factor</th> <th>Loss Factor</th> <th>Factor</th> <th>Factor</th> <th>Factor</th> <th></th> </tr> <tr> <th>MHz</th> <th>dBuV/m</th> <th>dBuV/m</th> <th>dB</th> <th>dBuV</th> <th>dB/m</th> <th>dB</th> <th>dB</th> <th>cm</th> <th>deg</th> </tr> </thead> <tbody> <tr> <td>1 10360.00</td> <td>45.14</td> <td>68.30</td> <td>-23.16</td> <td>55.25</td> <td>37.64</td> <td>14.13</td> <td>61.88</td> <td>0.00</td> <td>---</td> <td>---</td> <td>PEAK</td> </tr> </tbody> </table>	Limit	Read	Ant	Cable	Preamp	Aux	APos	TPos	Remark	Freq	Level	Line Margin	Level Factor	Loss Factor	Factor	Factor	Factor		MHz	dBuV/m	dBuV/m	dB	dBuV	dB/m	dB	dB	cm	deg	1 10360.00	45.14	68.30	-23.16	55.25	37.64	14.13	61.88	0.00	---	---	PEAK	<table border="1"> <thead> <tr> <th>Limit</th> <th>Read</th> <th>Ant</th> <th>Cable</th> <th>Preamp</th> <th>Aux</th> <th>APos</th> <th>TPos</th> <th>Remark</th> </tr> <tr> <th>Freq</th> <th>Level</th> <th>Line Margin</th> <th>Level Factor</th> <th>Loss Factor</th> <th>Factor</th> <th>Factor</th> <th>Factor</th> <th></th> </tr> <tr> <th>MHz</th> <th>dBuV/m</th> <th>dBuV/m</th> <th>dB</th> <th>dBuV</th> <th>dB/m</th> <th>dB</th> <th>dB</th> <th>cm</th> <th>deg</th> </tr> </thead> <tbody> <tr> <td>1 10360.00</td> <td>46.36</td> <td>68.30</td> <td>-21.94</td> <td>56.47</td> <td>37.64</td> <td>14.13</td> <td>61.88</td> <td>0.00</td> <td>---</td> <td>---</td> <td>PEAK</td> </tr> </tbody> </table>	Limit	Read	Ant	Cable	Preamp	Aux	APos	TPos	Remark	Freq	Level	Line Margin	Level Factor	Loss Factor	Factor	Factor	Factor		MHz	dBuV/m	dBuV/m	dB	dBuV	dB/m	dB	dB	cm	deg	1 10360.00	46.36	68.30	-21.94	56.47	37.64	14.13	61.88	0.00	---	---	PEAK
Limit	Read	Ant	Cable	Preamp	Aux	APos	TPos	Remark																																																																										
Freq	Level	Line Margin	Level Factor	Loss Factor	Factor	Factor	Factor																																																																											
MHz	dBuV/m	dBuV/m	dB	dBuV	dB/m	dB	dB	cm	deg																																																																									
1 10360.00	45.14	68.30	-23.16	55.25	37.64	14.13	61.88	0.00	---	---	PEAK																																																																							
Limit	Read	Ant	Cable	Preamp	Aux	APos	TPos	Remark																																																																										
Freq	Level	Line Margin	Level Factor	Loss Factor	Factor	Factor	Factor																																																																											
MHz	dBuV/m	dBuV/m	dB	dBuV	dB/m	dB	dB	cm	deg																																																																									
1 10360.00	46.36	68.30	-21.94	56.47	37.64	14.13	61.88	0.00	---	---	PEAK																																																																							



Mode	11																																																																																	
	Harmonic																																																																																	
	U-NII-1_5.15-5.25_802.11n HT20_CH44_5220MHz																																																																																	
ANT	10																																																																																	
Pol.	Horizontal	Vertical																																																																																
Peak Avg	<table border="1"> <thead> <tr> <th>Limit</th> <th>Read</th> <th>Ant</th> <th>Cable</th> <th>Preamp</th> <th>Aux</th> <th>APos</th> <th>TPos</th> <th>Remark</th> </tr> <tr> <th>Freq</th> <th>Level</th> <th>Line Margin</th> <th>Level Factor</th> <th>Loss Factor</th> <th>Factor</th> <th></th> <th></th> <th></th> </tr> <tr> <th>MHz</th> <th>dBuV/m</th> <th>dBuV/m</th> <th>dB</th> <th>dBuV</th> <th>dB/m</th> <th>dB</th> <th>dB</th> <th>cm</th> <th>deg</th> </tr> </thead> <tbody> <tr> <td>1 10440.00</td> <td>45.28</td> <td>68.30</td> <td>-23.02</td> <td>55.15</td> <td>37.68</td> <td>14.18</td> <td>61.73</td> <td>0.00</td> <td>---</td> <td>---</td> <td>PEAK</td> </tr> </tbody> </table>	Limit	Read	Ant	Cable	Preamp	Aux	APos	TPos	Remark	Freq	Level	Line Margin	Level Factor	Loss Factor	Factor				MHz	dBuV/m	dBuV/m	dB	dBuV	dB/m	dB	dB	cm	deg	1 10440.00	45.28	68.30	-23.02	55.15	37.68	14.18	61.73	0.00	---	---	PEAK	<table border="1"> <thead> <tr> <th>Limit</th> <th>Read</th> <th>Ant</th> <th>Cable</th> <th>Preamp</th> <th>Aux</th> <th>APos</th> <th>TPos</th> <th>Remark</th> </tr> <tr> <th>Freq</th> <th>Level</th> <th>Line Margin</th> <th>Level Factor</th> <th>Loss Factor</th> <th>Factor</th> <th></th> <th></th> <th></th> </tr> <tr> <th>MHz</th> <th>dBuV/m</th> <th>dBuV/m</th> <th>dB</th> <th>dBuV</th> <th>dB/m</th> <th>dB</th> <th>dB</th> <th>cm</th> <th>deg</th> </tr> </thead> <tbody> <tr> <td>1 10440.00</td> <td>45.71</td> <td>68.30</td> <td>-22.59</td> <td>55.58</td> <td>37.68</td> <td>14.18</td> <td>61.73</td> <td>0.00</td> <td>---</td> <td>---</td> <td>PEAK</td> </tr> </tbody> </table>	Limit	Read	Ant	Cable	Preamp	Aux	APos	TPos	Remark	Freq	Level	Line Margin	Level Factor	Loss Factor	Factor				MHz	dBuV/m	dBuV/m	dB	dBuV	dB/m	dB	dB	cm	deg	1 10440.00	45.71	68.30	-22.59	55.58	37.68	14.18	61.73	0.00	---	---	PEAK
Limit	Read	Ant	Cable	Preamp	Aux	APos	TPos	Remark																																																																										
Freq	Level	Line Margin	Level Factor	Loss Factor	Factor																																																																													
MHz	dBuV/m	dBuV/m	dB	dBuV	dB/m	dB	dB	cm	deg																																																																									
1 10440.00	45.28	68.30	-23.02	55.15	37.68	14.18	61.73	0.00	---	---	PEAK																																																																							
Limit	Read	Ant	Cable	Preamp	Aux	APos	TPos	Remark																																																																										
Freq	Level	Line Margin	Level Factor	Loss Factor	Factor																																																																													
MHz	dBuV/m	dBuV/m	dB	dBuV	dB/m	dB	dB	cm	deg																																																																									
1 10440.00	45.71	68.30	-22.59	55.58	37.68	14.18	61.73	0.00	---	---	PEAK																																																																							



Mode	12																																																																									
	Harmonic																																																																									
	U-NII-1_5.15-5.25_802.11n HT20_CH48_5240MHz																																																																									
ANT	10																																																																									
Pol.	Horizontal	Vertical																																																																								
Peak																																																																										
Avg	<table border="1"> <thead> <tr> <th>Limit</th> <th>Read</th> <th>Ant</th> <th>Cable</th> <th>Preamp</th> <th>Aux</th> <th>APos</th> <th>TPos</th> <th>Remark</th> </tr> <tr> <th>Freq</th> <th>Level</th> <th>Line Margin</th> <th>Level Factor</th> <th>Loss Factor</th> <th>Factor</th> <th></th> <th></th> <th></th> </tr> <tr> <th>MHz</th> <th>dBuV/m</th> <th>dBuV/m</th> <th>dB</th> <th>dBuV</th> <th>dB/m</th> <th>dB</th> <th>dB</th> <th>dB</th> </tr> </thead> <tbody> <tr> <td>1 10480.00</td> <td>46.03</td> <td>68.30</td> <td>-22.27</td> <td>55.79</td> <td>37.69</td> <td>14.21</td> <td>61.66</td> <td>0.00 --- --- PEAK</td> </tr> </tbody> </table>	Limit	Read	Ant	Cable	Preamp	Aux	APos	TPos	Remark	Freq	Level	Line Margin	Level Factor	Loss Factor	Factor				MHz	dBuV/m	dBuV/m	dB	dBuV	dB/m	dB	dB	dB	1 10480.00	46.03	68.30	-22.27	55.79	37.69	14.21	61.66	0.00 --- --- PEAK	<table border="1"> <thead> <tr> <th>Limit</th> <th>Read</th> <th>Ant</th> <th>Cable</th> <th>Preamp</th> <th>Aux</th> <th>APos</th> <th>TPos</th> <th>Remark</th> </tr> <tr> <th>Freq</th> <th>Level</th> <th>Line Margin</th> <th>Level Factor</th> <th>Loss Factor</th> <th>Factor</th> <th></th> <th></th> <th></th> </tr> <tr> <th>MHz</th> <th>dBuV/m</th> <th>dBuV/m</th> <th>dB</th> <th>dBuV</th> <th>dB/m</th> <th>dB</th> <th>dB</th> <th>dB</th> </tr> </thead> <tbody> <tr> <td>1 10480.00</td> <td>45.34</td> <td>68.30</td> <td>-22.96</td> <td>55.10</td> <td>37.69</td> <td>14.21</td> <td>61.66</td> <td>0.00 --- --- PEAK</td> </tr> </tbody> </table>	Limit	Read	Ant	Cable	Preamp	Aux	APos	TPos	Remark	Freq	Level	Line Margin	Level Factor	Loss Factor	Factor				MHz	dBuV/m	dBuV/m	dB	dBuV	dB/m	dB	dB	dB	1 10480.00	45.34	68.30	-22.96	55.10	37.69	14.21	61.66	0.00 --- --- PEAK
Limit	Read	Ant	Cable	Preamp	Aux	APos	TPos	Remark																																																																		
Freq	Level	Line Margin	Level Factor	Loss Factor	Factor																																																																					
MHz	dBuV/m	dBuV/m	dB	dBuV	dB/m	dB	dB	dB																																																																		
1 10480.00	46.03	68.30	-22.27	55.79	37.69	14.21	61.66	0.00 --- --- PEAK																																																																		
Limit	Read	Ant	Cable	Preamp	Aux	APos	TPos	Remark																																																																		
Freq	Level	Line Margin	Level Factor	Loss Factor	Factor																																																																					
MHz	dBuV/m	dBuV/m	dB	dBuV	dB/m	dB	dB	dB																																																																		
1 10480.00	45.34	68.30	-22.96	55.10	37.69	14.21	61.66	0.00 --- --- PEAK																																																																		



Mode	13																																																																																											
	Harmonic																																																																																											
	U-NII-2A_5.25-5.35_802.11n HT20_CH52_5260MHz																																																																																											
ANT	10																																																																																											
Pol.	Horizontal	Vertical																																																																																										
Peak Avg	<table border="1"> <thead> <tr> <th>Limit</th> <th>Read</th> <th>Ant</th> <th>Cable</th> <th>Preamp</th> <th>Aux</th> <th>APos</th> <th>TPos</th> <th>Remark</th> </tr> <tr> <th>Freq</th> <th>Level</th> <th>Line Margin</th> <th>Level Factor</th> <th>Loss Factor</th> <th>Factor</th> <th></th> <th></th> <th></th> </tr> <tr> <th>MHz</th> <th>dBuV/m</th> <th>dBuV/m</th> <th>dB</th> <th>dBuV</th> <th>dB/m</th> <th>dB</th> <th>dB</th> <th>dB</th> </tr> </thead> <tbody> <tr> <td>1 10520.00</td> <td>45.74</td> <td>68.30</td> <td>-22.56</td> <td>55.41</td> <td>37.71</td> <td>14.24</td> <td>61.62</td> <td>0.00</td> </tr> <tr> <td></td> <td></td> <td></td> <td></td> <td></td> <td></td> <td></td> <td></td> <td>--- --- PEAK</td> </tr> </tbody> </table>	Limit	Read	Ant	Cable	Preamp	Aux	APos	TPos	Remark	Freq	Level	Line Margin	Level Factor	Loss Factor	Factor				MHz	dBuV/m	dBuV/m	dB	dBuV	dB/m	dB	dB	dB	1 10520.00	45.74	68.30	-22.56	55.41	37.71	14.24	61.62	0.00									--- --- PEAK	<table border="1"> <thead> <tr> <th>Limit</th> <th>Read</th> <th>Ant</th> <th>Cable</th> <th>Preamp</th> <th>Aux</th> <th>APos</th> <th>TPos</th> <th>Remark</th> </tr> <tr> <th>Freq</th> <th>Level</th> <th>Line Margin</th> <th>Level Factor</th> <th>Loss Factor</th> <th>Factor</th> <th></th> <th></th> <th></th> </tr> <tr> <th>MHz</th> <th>dBuV/m</th> <th>dBuV/m</th> <th>dB</th> <th>dBuV</th> <th>dB/m</th> <th>dB</th> <th>dB</th> <th>dB</th> </tr> </thead> <tbody> <tr> <td>1 10520.00</td> <td>45.70</td> <td>68.30</td> <td>-22.60</td> <td>55.37</td> <td>37.71</td> <td>14.24</td> <td>61.62</td> <td>0.00</td> </tr> <tr> <td></td> <td></td> <td></td> <td></td> <td></td> <td></td> <td></td> <td></td> <td>--- --- PEAK</td> </tr> </tbody> </table>	Limit	Read	Ant	Cable	Preamp	Aux	APos	TPos	Remark	Freq	Level	Line Margin	Level Factor	Loss Factor	Factor				MHz	dBuV/m	dBuV/m	dB	dBuV	dB/m	dB	dB	dB	1 10520.00	45.70	68.30	-22.60	55.37	37.71	14.24	61.62	0.00									--- --- PEAK
Limit	Read	Ant	Cable	Preamp	Aux	APos	TPos	Remark																																																																																				
Freq	Level	Line Margin	Level Factor	Loss Factor	Factor																																																																																							
MHz	dBuV/m	dBuV/m	dB	dBuV	dB/m	dB	dB	dB																																																																																				
1 10520.00	45.74	68.30	-22.56	55.41	37.71	14.24	61.62	0.00																																																																																				
								--- --- PEAK																																																																																				
Limit	Read	Ant	Cable	Preamp	Aux	APos	TPos	Remark																																																																																				
Freq	Level	Line Margin	Level Factor	Loss Factor	Factor																																																																																							
MHz	dBuV/m	dBuV/m	dB	dBuV	dB/m	dB	dB	dB																																																																																				
1 10520.00	45.70	68.30	-22.60	55.37	37.71	14.24	61.62	0.00																																																																																				
								--- --- PEAK																																																																																				



Mode	14																																																																											
	Harmonic																																																																											
	U-NII-2A_5.25-5.35_802.11n HT20_CH60_5300MHz																																																																											
ANT	10																																																																											
Pol.	Horizontal	Vertical																																																																										
Peak Avg	<table border="1"> <thead> <tr> <th>Limit</th> <th>Read</th> <th>Ant</th> <th>Cable</th> <th>Preamp</th> <th>Aux</th> <th>APos</th> <th>TPos</th> <th>Remark</th> </tr> <tr> <th>Freq</th> <th>Level</th> <th>Line</th> <th>Margin</th> <th>Level</th> <th>Factor</th> <th>Loss</th> <th>Factor</th> <th>Factor</th> </tr> <tr> <th>MHz</th> <th>dBuV/m</th> <th>dBuV/m</th> <th>dB</th> <th>dBuV</th> <th>dB/m</th> <th>dB</th> <th>dB</th> <th>dB</th> </tr> </thead> <tbody> <tr> <td>1 10600.01</td> <td>45.20</td> <td>74.00</td> <td>-28.80</td> <td>54.79</td> <td>37.76</td> <td>14.29</td> <td>61.64</td> <td>0.00</td> <td>--- --- PEAK</td> </tr> </tbody> </table>	Limit	Read	Ant	Cable	Preamp	Aux	APos	TPos	Remark	Freq	Level	Line	Margin	Level	Factor	Loss	Factor	Factor	MHz	dBuV/m	dBuV/m	dB	dBuV	dB/m	dB	dB	dB	1 10600.01	45.20	74.00	-28.80	54.79	37.76	14.29	61.64	0.00	--- --- PEAK	<table border="1"> <thead> <tr> <th>Limit</th> <th>Read</th> <th>Ant</th> <th>Cable</th> <th>Preamp</th> <th>Aux</th> <th>APos</th> <th>TPos</th> <th>Remark</th> </tr> <tr> <th>Freq</th> <th>Level</th> <th>Line</th> <th>Margin</th> <th>Level</th> <th>Factor</th> <th>Loss</th> <th>Factor</th> <th>Factor</th> </tr> <tr> <th>MHz</th> <th>dBuV/m</th> <th>dBuV/m</th> <th>dB</th> <th>dBuV</th> <th>dB/m</th> <th>dB</th> <th>dB</th> <th>dB</th> </tr> </thead> <tbody> <tr> <td>1 10600.01</td> <td>46.33</td> <td>74.00</td> <td>-27.67</td> <td>55.92</td> <td>37.76</td> <td>14.29</td> <td>61.64</td> <td>0.00</td> <td>--- --- PEAK</td> </tr> </tbody> </table>	Limit	Read	Ant	Cable	Preamp	Aux	APos	TPos	Remark	Freq	Level	Line	Margin	Level	Factor	Loss	Factor	Factor	MHz	dBuV/m	dBuV/m	dB	dBuV	dB/m	dB	dB	dB	1 10600.01	46.33	74.00	-27.67	55.92	37.76	14.29	61.64	0.00	--- --- PEAK
Limit	Read	Ant	Cable	Preamp	Aux	APos	TPos	Remark																																																																				
Freq	Level	Line	Margin	Level	Factor	Loss	Factor	Factor																																																																				
MHz	dBuV/m	dBuV/m	dB	dBuV	dB/m	dB	dB	dB																																																																				
1 10600.01	45.20	74.00	-28.80	54.79	37.76	14.29	61.64	0.00	--- --- PEAK																																																																			
Limit	Read	Ant	Cable	Preamp	Aux	APos	TPos	Remark																																																																				
Freq	Level	Line	Margin	Level	Factor	Loss	Factor	Factor																																																																				
MHz	dBuV/m	dBuV/m	dB	dBuV	dB/m	dB	dB	dB																																																																				
1 10600.01	46.33	74.00	-27.67	55.92	37.76	14.29	61.64	0.00	--- --- PEAK																																																																			



Mode	15																																																																	
	Band Edge																																																																	
	U-NII-2A_5.25-5.35_802.11n HT20_CH64_5320MHz																																																																	
ANT	10																																																																	
Pol.	Horizontal	Fundamental																																																																
Peak	<table border="1"> <thead> <tr> <th>Limit</th> <th>Read</th> <th>Ant</th> <th>Cable</th> <th>Preamp</th> <th>Aux</th> <th>APos</th> <th>TPos</th> </tr> <tr> <th>Freq Level Line Margin</th> <th>Level Factor</th> <th>Loss Factor</th> <th>Loss Factor</th> <th>Factor</th> <th></th> <th></th> <th>Remark</th> </tr> <tr> <th>MHz dBuV/m dBuV/m dB</th> <th>dBuV dB/m dB</th> <th>dB</th> <th>dB</th> <th>dB</th> <th>dB</th> <th>cm</th> <th>deg</th> </tr> </thead> <tbody> <tr> <td>1 5414.92 54.79 74.00 -19.21</td> <td>41.99 34.80</td> <td>9.96 31.96</td> <td>0.00</td> <td>100</td> <td>254</td> <td>PEAK</td> <td></td> </tr> </tbody> </table>	Limit	Read	Ant	Cable	Preamp	Aux	APos	TPos	Freq Level Line Margin	Level Factor	Loss Factor	Loss Factor	Factor			Remark	MHz dBuV/m dBuV/m dB	dBuV dB/m dB	dB	dB	dB	dB	cm	deg	1 5414.92 54.79 74.00 -19.21	41.99 34.80	9.96 31.96	0.00	100	254	PEAK		<table border="1"> <thead> <tr> <th>Limit</th> <th>Read</th> <th>Ant</th> <th>Cable</th> <th>Preamp</th> <th>Aux</th> <th>APos</th> <th>TPos</th> </tr> <tr> <th>Freq Level Line Margin</th> <th>Level Factor</th> <th>Loss Factor</th> <th>Loss Factor</th> <th>Factor</th> <th></th> <th></th> <th>Remark</th> </tr> <tr> <th>MHz dBuV/m dBuV/m dB</th> <th>dBuV dB/m dB</th> <th>dB</th> <th>dB</th> <th>dB</th> <th>dB</th> <th>cm</th> <th>deg</th> </tr> </thead> <tbody> <tr> <td>1 5320.00 103.28</td> <td>-----</td> <td>90.75 34.54</td> <td>9.89 31.90</td> <td>0.00</td> <td>100</td> <td>254</td> <td>PEAK</td> </tr> </tbody> </table>	Limit	Read	Ant	Cable	Preamp	Aux	APos	TPos	Freq Level Line Margin	Level Factor	Loss Factor	Loss Factor	Factor			Remark	MHz dBuV/m dBuV/m dB	dBuV dB/m dB	dB	dB	dB	dB	cm	deg	1 5320.00 103.28	-----	90.75 34.54	9.89 31.90	0.00	100	254	PEAK
	Limit	Read	Ant	Cable	Preamp	Aux	APos	TPos																																																										
Freq Level Line Margin	Level Factor	Loss Factor	Loss Factor	Factor			Remark																																																											
MHz dBuV/m dBuV/m dB	dBuV dB/m dB	dB	dB	dB	dB	cm	deg																																																											
1 5414.92 54.79 74.00 -19.21	41.99 34.80	9.96 31.96	0.00	100	254	PEAK																																																												
Limit	Read	Ant	Cable	Preamp	Aux	APos	TPos																																																											
Freq Level Line Margin	Level Factor	Loss Factor	Loss Factor	Factor			Remark																																																											
MHz dBuV/m dBuV/m dB	dBuV dB/m dB	dB	dB	dB	dB	cm	deg																																																											
1 5320.00 103.28	-----	90.75 34.54	9.89 31.90	0.00	100	254	PEAK																																																											
Avg	<table border="1"> <thead> <tr> <th>Limit</th> <th>Read</th> <th>Ant</th> <th>Cable</th> <th>Preamp</th> <th>Aux</th> <th>APos</th> <th>TPos</th> </tr> <tr> <th>Freq Level Line Margin</th> <th>Level Factor</th> <th>Loss Factor</th> <th>Loss Factor</th> <th>Factor</th> <th></th> <th></th> <th>Remark</th> </tr> <tr> <th>MHz dBuV/m dBuV/m dB</th> <th>dBuV dB/m dB</th> <th>dB</th> <th>dB</th> <th>dB</th> <th>dB</th> <th>cm</th> <th>deg</th> </tr> </thead> <tbody> <tr> <td>1 5352.20 43.59 54.00 -10.41</td> <td>30.96 34.65</td> <td>9.91 31.93</td> <td>0.00</td> <td>100</td> <td>254</td> <td>AVERAGE</td> <td></td> </tr> </tbody> </table>	Limit	Read	Ant	Cable	Preamp	Aux	APos	TPos	Freq Level Line Margin	Level Factor	Loss Factor	Loss Factor	Factor			Remark	MHz dBuV/m dBuV/m dB	dBuV dB/m dB	dB	dB	dB	dB	cm	deg	1 5352.20 43.59 54.00 -10.41	30.96 34.65	9.91 31.93	0.00	100	254	AVERAGE		<table border="1"> <thead> <tr> <th>Limit</th> <th>Read</th> <th>Ant</th> <th>Cable</th> <th>Preamp</th> <th>Aux</th> <th>APos</th> <th>TPos</th> </tr> <tr> <th>Freq Level Line Margin</th> <th>Level Factor</th> <th>Loss Factor</th> <th>Loss Factor</th> <th>Factor</th> <th></th> <th></th> <th>Remark</th> </tr> <tr> <th>MHz dBuV/m dBuV/m dB</th> <th>dBuV dB/m dB</th> <th>dB</th> <th>dB</th> <th>dB</th> <th>dB</th> <th>cm</th> <th>deg</th> </tr> </thead> <tbody> <tr> <td>1 5320.00 96.02</td> <td>-----</td> <td>83.47 34.56</td> <td>9.90 31.91</td> <td>0.00</td> <td>100</td> <td>254</td> <td>AVERAGE</td> </tr> </tbody> </table>	Limit	Read	Ant	Cable	Preamp	Aux	APos	TPos	Freq Level Line Margin	Level Factor	Loss Factor	Loss Factor	Factor			Remark	MHz dBuV/m dBuV/m dB	dBuV dB/m dB	dB	dB	dB	dB	cm	deg	1 5320.00 96.02	-----	83.47 34.56	9.90 31.91	0.00	100	254	AVERAGE
	Limit	Read	Ant	Cable	Preamp	Aux	APos	TPos																																																										
Freq Level Line Margin	Level Factor	Loss Factor	Loss Factor	Factor			Remark																																																											
MHz dBuV/m dBuV/m dB	dBuV dB/m dB	dB	dB	dB	dB	cm	deg																																																											
1 5352.20 43.59 54.00 -10.41	30.96 34.65	9.91 31.93	0.00	100	254	AVERAGE																																																												
Limit	Read	Ant	Cable	Preamp	Aux	APos	TPos																																																											
Freq Level Line Margin	Level Factor	Loss Factor	Loss Factor	Factor			Remark																																																											
MHz dBuV/m dBuV/m dB	dBuV dB/m dB	dB	dB	dB	dB	cm	deg																																																											
1 5320.00 96.02	-----	83.47 34.56	9.90 31.91	0.00	100	254	AVERAGE																																																											





Mode	15																																																																																																	
	Band Edge																																																																																																	
	U-NII-2A_5.25-5.35_802.11n HT20_CH64_5320MHz																																																																																																	
ANT	10																																																																																																	
Pol.	Vertical	Fundamental																																																																																																
Peak	<table border="1"> <thead> <tr> <th>Limit</th> <th>Read</th> <th>Ant</th> <th>Cable</th> <th>Preamp</th> <th>Aux</th> <th>APos</th> <th>TPos</th> </tr> <tr> <th>Freq</th> <th>Level</th> <th>Line</th> <th>Margin</th> <th>Level</th> <th>Factor</th> <th>Loss</th> <th>Factor</th> </tr> <tr> <th>MHz</th> <th>dBuV/m</th> <th>dBuV/m</th> <th>dB</th> <th>dBuV</th> <th>dB/m</th> <th>dB</th> <th>dB</th> </tr> </thead> <tbody> <tr> <td>1 5415.34</td> <td>54.41</td> <td>74.00</td> <td>-19.59</td> <td>41.61</td> <td>34.80</td> <td>9.96</td> <td>31.96</td> </tr> <tr> <td></td> <td></td> <td></td> <td></td> <td></td> <td></td> <td>0.00</td> <td>104</td> </tr> <tr> <td></td> <td></td> <td></td> <td></td> <td></td> <td></td> <td></td> <td>0 PEAK</td> </tr> </tbody> </table>	Limit	Read	Ant	Cable	Preamp	Aux	APos	TPos	Freq	Level	Line	Margin	Level	Factor	Loss	Factor	MHz	dBuV/m	dBuV/m	dB	dBuV	dB/m	dB	dB	1 5415.34	54.41	74.00	-19.59	41.61	34.80	9.96	31.96							0.00	104								0 PEAK	<table border="1"> <thead> <tr> <th>Limit</th> <th>Read</th> <th>Ant</th> <th>Cable</th> <th>Preamp</th> <th>Aux</th> <th>APos</th> <th>TPos</th> </tr> <tr> <th>Freq</th> <th>Level</th> <th>Line</th> <th>Margin</th> <th>Level</th> <th>Factor</th> <th>Loss</th> <th>Factor</th> </tr> <tr> <th>MHz</th> <th>dBuV/m</th> <th>dBuV/m</th> <th>dB</th> <th>dBuV</th> <th>dB/m</th> <th>dB</th> <th>dB</th> </tr> </thead> <tbody> <tr> <td>1 5320.00</td> <td>100.74</td> <td>-----</td> <td>-----</td> <td>88.21</td> <td>34.54</td> <td>9.89</td> <td>31.90</td> </tr> <tr> <td></td> <td></td> <td></td> <td></td> <td></td> <td></td> <td>0.00</td> <td>104</td> </tr> <tr> <td></td> <td></td> <td></td> <td></td> <td></td> <td></td> <td></td> <td>0 PEAK</td> </tr> </tbody> </table>	Limit	Read	Ant	Cable	Preamp	Aux	APos	TPos	Freq	Level	Line	Margin	Level	Factor	Loss	Factor	MHz	dBuV/m	dBuV/m	dB	dBuV	dB/m	dB	dB	1 5320.00	100.74	-----	-----	88.21	34.54	9.89	31.90							0.00	104								0 PEAK
	Limit	Read	Ant	Cable	Preamp	Aux	APos	TPos																																																																																										
Freq	Level	Line	Margin	Level	Factor	Loss	Factor																																																																																											
MHz	dBuV/m	dBuV/m	dB	dBuV	dB/m	dB	dB																																																																																											
1 5415.34	54.41	74.00	-19.59	41.61	34.80	9.96	31.96																																																																																											
						0.00	104																																																																																											
							0 PEAK																																																																																											
Limit	Read	Ant	Cable	Preamp	Aux	APos	TPos																																																																																											
Freq	Level	Line	Margin	Level	Factor	Loss	Factor																																																																																											
MHz	dBuV/m	dBuV/m	dB	dBuV	dB/m	dB	dB																																																																																											
1 5320.00	100.74	-----	-----	88.21	34.54	9.89	31.90																																																																																											
						0.00	104																																																																																											
							0 PEAK																																																																																											
Avg	<table border="1"> <thead> <tr> <th>Limit</th> <th>Read</th> <th>Ant</th> <th>Cable</th> <th>Preamp</th> <th>Aux</th> <th>APos</th> <th>TPos</th> </tr> <tr> <th>Freq</th> <th>Level</th> <th>Line</th> <th>Margin</th> <th>Level</th> <th>Factor</th> <th>Loss</th> <th>Factor</th> </tr> <tr> <th>MHz</th> <th>dBuV/m</th> <th>dBuV/m</th> <th>dB</th> <th>dBuV</th> <th>dB/m</th> <th>dB</th> <th>dB</th> </tr> </thead> <tbody> <tr> <td>1 5351.64</td> <td>42.86</td> <td>54.00</td> <td>-11.14</td> <td>30.23</td> <td>34.65</td> <td>9.91</td> <td>31.93</td> </tr> <tr> <td></td> <td></td> <td></td> <td></td> <td></td> <td></td> <td>0.00</td> <td>104</td> </tr> <tr> <td></td> <td></td> <td></td> <td></td> <td></td> <td></td> <td></td> <td>0 AVERAGE</td> </tr> </tbody> </table>	Limit	Read	Ant	Cable	Preamp	Aux	APos	TPos	Freq	Level	Line	Margin	Level	Factor	Loss	Factor	MHz	dBuV/m	dBuV/m	dB	dBuV	dB/m	dB	dB	1 5351.64	42.86	54.00	-11.14	30.23	34.65	9.91	31.93							0.00	104								0 AVERAGE	<table border="1"> <thead> <tr> <th>Limit</th> <th>Read</th> <th>Ant</th> <th>Cable</th> <th>Preamp</th> <th>Aux</th> <th>APos</th> <th>TPos</th> </tr> <tr> <th>Freq</th> <th>Level</th> <th>Line</th> <th>Margin</th> <th>Level</th> <th>Factor</th> <th>Loss</th> <th>Factor</th> </tr> <tr> <th>MHz</th> <th>dBuV/m</th> <th>dBuV/m</th> <th>dB</th> <th>dBuV</th> <th>dB/m</th> <th>dB</th> <th>dB</th> </tr> </thead> <tbody> <tr> <td>1 5320.00</td> <td>92.76</td> <td>-----</td> <td>-----</td> <td>80.21</td> <td>34.56</td> <td>9.90</td> <td>31.91</td> </tr> <tr> <td></td> <td></td> <td></td> <td></td> <td></td> <td></td> <td>0.00</td> <td>104</td> </tr> <tr> <td></td> <td></td> <td></td> <td></td> <td></td> <td></td> <td></td> <td>0 AVERAGE</td> </tr> </tbody> </table>	Limit	Read	Ant	Cable	Preamp	Aux	APos	TPos	Freq	Level	Line	Margin	Level	Factor	Loss	Factor	MHz	dBuV/m	dBuV/m	dB	dBuV	dB/m	dB	dB	1 5320.00	92.76	-----	-----	80.21	34.56	9.90	31.91							0.00	104								0 AVERAGE
Limit	Read	Ant	Cable	Preamp	Aux	APos	TPos																																																																																											
Freq	Level	Line	Margin	Level	Factor	Loss	Factor																																																																																											
MHz	dBuV/m	dBuV/m	dB	dBuV	dB/m	dB	dB																																																																																											
1 5351.64	42.86	54.00	-11.14	30.23	34.65	9.91	31.93																																																																																											
						0.00	104																																																																																											
							0 AVERAGE																																																																																											
Limit	Read	Ant	Cable	Preamp	Aux	APos	TPos																																																																																											
Freq	Level	Line	Margin	Level	Factor	Loss	Factor																																																																																											
MHz	dBuV/m	dBuV/m	dB	dBuV	dB/m	dB	dB																																																																																											
1 5320.00	92.76	-----	-----	80.21	34.56	9.90	31.91																																																																																											
						0.00	104																																																																																											
							0 AVERAGE																																																																																											

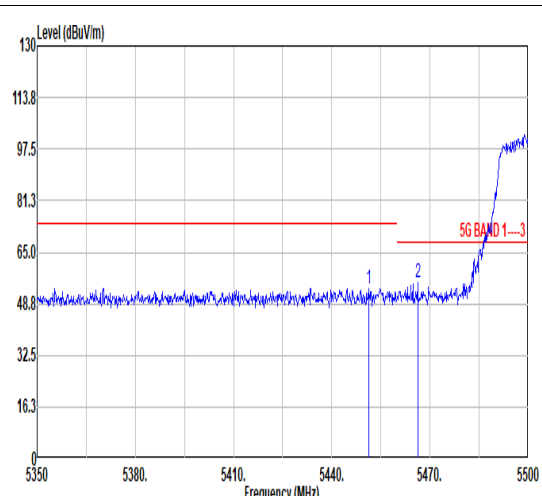
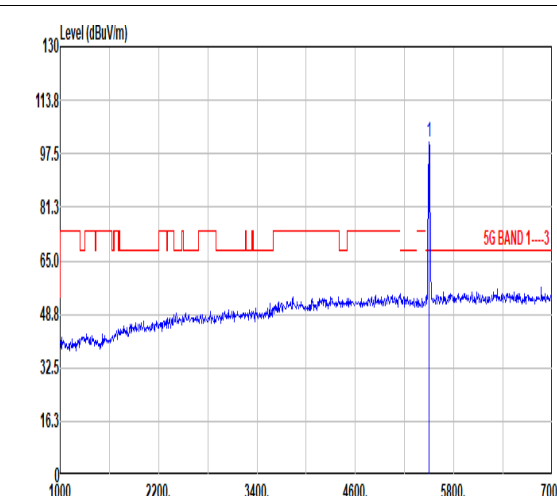
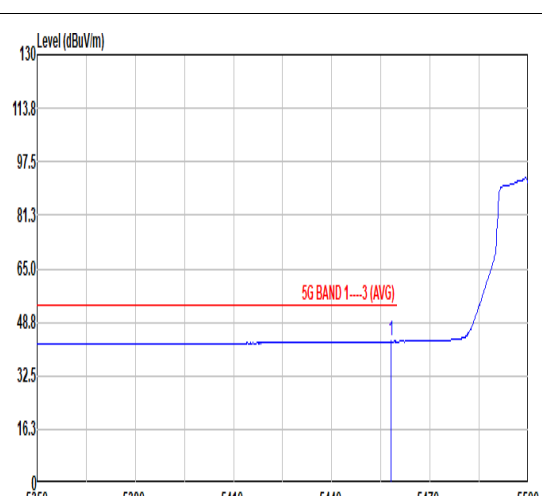
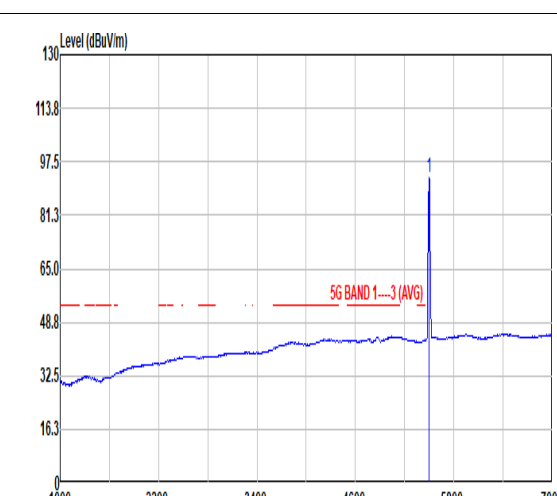


Mode	15																																																																																	
	Harmonic																																																																																	
	U-NII-2A_5.25-5.35_802.11n HT20_CH64_5320MHz																																																																																	
ANT	10																																																																																	
Pol.	Horizontal	Vertical																																																																																
Peak Avg	<table border="1"> <thead> <tr> <th>Limit</th> <th>Read</th> <th>Ant</th> <th>Cable</th> <th>Preamp</th> <th>Aux</th> <th>APos</th> <th>TPos</th> <th>Remark</th> </tr> <tr> <th>Freq</th> <th>Level</th> <th>Line Margin</th> <th>Level</th> <th>Factor</th> <th>Loss Factor</th> <th>Factor</th> <th></th> <th></th> </tr> <tr> <th>MHz</th> <th>dBuV/m</th> <th>dBuV/m</th> <th>dB</th> <th>dBuV</th> <th>dB/m</th> <th>dB</th> <th>dB</th> <th>cm</th> <th>deg</th> </tr> </thead> <tbody> <tr> <td>1 10640.00</td> <td>45.77</td> <td>74.00</td> <td>-28.23</td> <td>55.32</td> <td>37.78</td> <td>14.32</td> <td>61.65</td> <td>0.00</td> <td>---</td> <td>---</td> <td>PEAK</td> </tr> </tbody> </table>	Limit	Read	Ant	Cable	Preamp	Aux	APos	TPos	Remark	Freq	Level	Line Margin	Level	Factor	Loss Factor	Factor			MHz	dBuV/m	dBuV/m	dB	dBuV	dB/m	dB	dB	cm	deg	1 10640.00	45.77	74.00	-28.23	55.32	37.78	14.32	61.65	0.00	---	---	PEAK	<table border="1"> <thead> <tr> <th>Limit</th> <th>Read</th> <th>Ant</th> <th>Cable</th> <th>Preamp</th> <th>Aux</th> <th>APos</th> <th>TPos</th> <th>Remark</th> </tr> <tr> <th>Freq</th> <th>Level</th> <th>Line Margin</th> <th>Level</th> <th>Factor</th> <th>Loss Factor</th> <th>Factor</th> <th></th> <th></th> </tr> <tr> <th>MHz</th> <th>dBuV/m</th> <th>dBuV/m</th> <th>dB</th> <th>dBuV</th> <th>dB/m</th> <th>dB</th> <th>dB</th> <th>cm</th> <th>deg</th> </tr> </thead> <tbody> <tr> <td>1 10640.00</td> <td>45.76</td> <td>74.00</td> <td>-28.24</td> <td>55.31</td> <td>37.78</td> <td>14.32</td> <td>61.65</td> <td>0.00</td> <td>---</td> <td>---</td> <td>PEAK</td> </tr> </tbody> </table>	Limit	Read	Ant	Cable	Preamp	Aux	APos	TPos	Remark	Freq	Level	Line Margin	Level	Factor	Loss Factor	Factor			MHz	dBuV/m	dBuV/m	dB	dBuV	dB/m	dB	dB	cm	deg	1 10640.00	45.76	74.00	-28.24	55.31	37.78	14.32	61.65	0.00	---	---	PEAK
Limit	Read	Ant	Cable	Preamp	Aux	APos	TPos	Remark																																																																										
Freq	Level	Line Margin	Level	Factor	Loss Factor	Factor																																																																												
MHz	dBuV/m	dBuV/m	dB	dBuV	dB/m	dB	dB	cm	deg																																																																									
1 10640.00	45.77	74.00	-28.23	55.32	37.78	14.32	61.65	0.00	---	---	PEAK																																																																							
Limit	Read	Ant	Cable	Preamp	Aux	APos	TPos	Remark																																																																										
Freq	Level	Line Margin	Level	Factor	Loss Factor	Factor																																																																												
MHz	dBuV/m	dBuV/m	dB	dBuV	dB/m	dB	dB	cm	deg																																																																									
1 10640.00	45.76	74.00	-28.24	55.31	37.78	14.32	61.65	0.00	---	---	PEAK																																																																							



Mode	16																																																																																														
	Band Edge																																																																																														
	U-NII-2C_5.47-5.725_802.11n HT20_CH100_5500MHz																																																																																														
ANT	10																																																																																														
Pol.	Horizontal	Fundamental																																																																																													
Peak	<table border="1"> <thead> <tr> <th>Limit</th> <th>Read</th> <th>Ant</th> <th>Cable</th> <th>Preamp</th> <th>Aux</th> <th>APos</th> <th>TPos</th> <th>Remark</th> </tr> <tr> <th>Freq</th> <th>Level</th> <th>Line Margin</th> <th>Level Factor</th> <th>Loss Factor</th> <th>Factor</th> <th>Factor</th> <th>Factor</th> <th>Factor</th> </tr> <tr> <th>MHz</th> <th>dBuV/m</th> <th>dBuV/m</th> <th>dB</th> <th>dBuV</th> <th>dB/m</th> <th>dB</th> <th>dB</th> <th>dB</th> </tr> </thead> <tbody> <tr> <td>1</td> <td>5451.25</td> <td>54.92</td> <td>74.00</td> <td>-19.08</td> <td>42.10</td> <td>34.00</td> <td>10.01</td> <td>31.99</td> <td>0.00</td> <td>100</td> <td>241</td> <td>PEAK</td> </tr> <tr> <td>2</td> <td>5461.75</td> <td>54.23</td> <td>68.30</td> <td>-14.07</td> <td>41.39</td> <td>34.00</td> <td>10.03</td> <td>31.99</td> <td>0.00</td> <td>100</td> <td>241</td> <td>PEAK</td> </tr> </tbody> </table>	Limit	Read	Ant	Cable	Preamp	Aux	APos	TPos	Remark	Freq	Level	Line Margin	Level Factor	Loss Factor	Factor	Factor	Factor	Factor	MHz	dBuV/m	dBuV/m	dB	dBuV	dB/m	dB	dB	dB	1	5451.25	54.92	74.00	-19.08	42.10	34.00	10.01	31.99	0.00	100	241	PEAK	2	5461.75	54.23	68.30	-14.07	41.39	34.00	10.03	31.99	0.00	100	241	PEAK	<table border="1"> <thead> <tr> <th>Limit</th> <th>Read</th> <th>Ant</th> <th>Cable</th> <th>Preamp</th> <th>Aux</th> <th>APos</th> <th>TPos</th> <th>Remark</th> </tr> <tr> <th>Freq</th> <th>Level</th> <th>Line Margin</th> <th>Level Factor</th> <th>Loss Factor</th> <th>Factor</th> <th>Factor</th> <th>Factor</th> <th>Factor</th> </tr> <tr> <th>MHz</th> <th>dBuV/m</th> <th>dBuV/m</th> <th>dB</th> <th>dBuV</th> <th>dB/m</th> <th>dB</th> <th>dB</th> <th>dB</th> </tr> </thead> <tbody> <tr> <td>1</td> <td>5500.00</td> <td>105.24</td> <td>-----</td> <td>-----</td> <td>92.36</td> <td>34.80</td> <td>10.09</td> <td>32.01</td> <td>0.00</td> <td>100</td> <td>241</td> <td>PEAK</td> </tr> </tbody> </table>	Limit	Read	Ant	Cable	Preamp	Aux	APos	TPos	Remark	Freq	Level	Line Margin	Level Factor	Loss Factor	Factor	Factor	Factor	Factor	MHz	dBuV/m	dBuV/m	dB	dBuV	dB/m	dB	dB	dB	1	5500.00	105.24	-----	-----	92.36	34.80	10.09	32.01	0.00	100	241	PEAK
	Limit	Read	Ant	Cable	Preamp	Aux	APos	TPos	Remark																																																																																						
Freq	Level	Line Margin	Level Factor	Loss Factor	Factor	Factor	Factor	Factor																																																																																							
MHz	dBuV/m	dBuV/m	dB	dBuV	dB/m	dB	dB	dB																																																																																							
1	5451.25	54.92	74.00	-19.08	42.10	34.00	10.01	31.99	0.00	100	241	PEAK																																																																																			
2	5461.75	54.23	68.30	-14.07	41.39	34.00	10.03	31.99	0.00	100	241	PEAK																																																																																			
Limit	Read	Ant	Cable	Preamp	Aux	APos	TPos	Remark																																																																																							
Freq	Level	Line Margin	Level Factor	Loss Factor	Factor	Factor	Factor	Factor																																																																																							
MHz	dBuV/m	dBuV/m	dB	dBuV	dB/m	dB	dB	dB																																																																																							
1	5500.00	105.24	-----	-----	92.36	34.80	10.09	32.01	0.00	100	241	PEAK																																																																																			
Avg	<table border="1"> <thead> <tr> <th>Limit</th> <th>Read</th> <th>Ant</th> <th>Cable</th> <th>Preamp</th> <th>Aux</th> <th>APos</th> <th>TPos</th> <th>Remark</th> </tr> <tr> <th>Freq</th> <th>Level</th> <th>Line Margin</th> <th>Level Factor</th> <th>Loss Factor</th> <th>Factor</th> <th>Factor</th> <th>Factor</th> <th>Factor</th> </tr> <tr> <th>MHz</th> <th>dBuV/m</th> <th>dBuV/m</th> <th>dB</th> <th>dBuV</th> <th>dB/m</th> <th>dB</th> <th>dB</th> <th>dB</th> </tr> </thead> <tbody> <tr> <td>1</td> <td>5459.50</td> <td>43.79</td> <td>54.00</td> <td>-10.21</td> <td>30.95</td> <td>34.00</td> <td>10.03</td> <td>31.99</td> <td>0.00</td> <td>100</td> <td>241</td> <td>AVERAGE</td> </tr> </tbody> </table>	Limit	Read	Ant	Cable	Preamp	Aux	APos	TPos	Remark	Freq	Level	Line Margin	Level Factor	Loss Factor	Factor	Factor	Factor	Factor	MHz	dBuV/m	dBuV/m	dB	dBuV	dB/m	dB	dB	dB	1	5459.50	43.79	54.00	-10.21	30.95	34.00	10.03	31.99	0.00	100	241	AVERAGE	<table border="1"> <thead> <tr> <th>Limit</th> <th>Read</th> <th>Ant</th> <th>Cable</th> <th>Preamp</th> <th>Aux</th> <th>APos</th> <th>TPos</th> <th>Remark</th> </tr> <tr> <th>Freq</th> <th>Level</th> <th>Line Margin</th> <th>Level Factor</th> <th>Loss Factor</th> <th>Factor</th> <th>Factor</th> <th>Factor</th> <th>Factor</th> </tr> <tr> <th>MHz</th> <th>dBuV/m</th> <th>dBuV/m</th> <th>dB</th> <th>dBuV</th> <th>dB/m</th> <th>dB</th> <th>dB</th> <th>dB</th> </tr> </thead> <tbody> <tr> <td>1</td> <td>5500.00</td> <td>96.96</td> <td>-----</td> <td>-----</td> <td>84.08</td> <td>34.80</td> <td>10.09</td> <td>32.01</td> <td>0.00</td> <td>100</td> <td>241</td> <td>AVERAGE</td> </tr> </tbody> </table>	Limit	Read	Ant	Cable	Preamp	Aux	APos	TPos	Remark	Freq	Level	Line Margin	Level Factor	Loss Factor	Factor	Factor	Factor	Factor	MHz	dBuV/m	dBuV/m	dB	dBuV	dB/m	dB	dB	dB	1	5500.00	96.96	-----	-----	84.08	34.80	10.09	32.01	0.00	100	241	AVERAGE													
Limit	Read	Ant	Cable	Preamp	Aux	APos	TPos	Remark																																																																																							
Freq	Level	Line Margin	Level Factor	Loss Factor	Factor	Factor	Factor	Factor																																																																																							
MHz	dBuV/m	dBuV/m	dB	dBuV	dB/m	dB	dB	dB																																																																																							
1	5459.50	43.79	54.00	-10.21	30.95	34.00	10.03	31.99	0.00	100	241	AVERAGE																																																																																			
Limit	Read	Ant	Cable	Preamp	Aux	APos	TPos	Remark																																																																																							
Freq	Level	Line Margin	Level Factor	Loss Factor	Factor	Factor	Factor	Factor																																																																																							
MHz	dBuV/m	dBuV/m	dB	dBuV	dB/m	dB	dB	dB																																																																																							
1	5500.00	96.96	-----	-----	84.08	34.80	10.09	32.01	0.00	100	241	AVERAGE																																																																																			



Mode	16																																																																																																
	Band Edge																																																																																																
	U-NII-2C_5.47-5.725_802.11n HT20_CH100_5500MHz																																																																																																
ANT	10																																																																																																
Pol.	Vertical	Fundamental																																																																																															
Peak	 <table border="1"> <thead> <tr> <th>Limit</th> <th>Read</th> <th>Ant</th> <th>Cable</th> <th>Preamp</th> <th>Aux</th> <th>APos</th> <th>TPos</th> <th>Remark</th> </tr> <tr> <th>Freq</th> <th>Level</th> <th>Line Margin</th> <th>Level Factor</th> <th>Loss Factor</th> <th>Factor</th> <th>Factor</th> <th>Factor</th> <th></th> </tr> <tr> <th>MHz</th> <th>dBuV/m</th> <th>dBuV/m</th> <th>dB</th> <th>dBuV</th> <th>dB/m</th> <th>dB</th> <th>dB</th> <th>cm</th> <th>deg</th> </tr> </thead> <tbody> <tr> <td>1</td> <td>5451.25</td> <td>53.62</td> <td>74.00</td> <td>-20.38</td> <td>40.80</td> <td>34.80</td> <td>10.01</td> <td>31.99</td> <td>0.00</td> <td>101</td> <td>29</td> <td>PEAK</td> </tr> <tr> <td>2</td> <td>5466.25</td> <td>55.49</td> <td>68.30</td> <td>-12.81</td> <td>42.64</td> <td>34.80</td> <td>10.04</td> <td>31.99</td> <td>0.00</td> <td>101</td> <td>29</td> <td>PEAK</td> </tr> </tbody> </table>	Limit	Read	Ant	Cable	Preamp	Aux	APos	TPos	Remark	Freq	Level	Line Margin	Level Factor	Loss Factor	Factor	Factor	Factor		MHz	dBuV/m	dBuV/m	dB	dBuV	dB/m	dB	dB	cm	deg	1	5451.25	53.62	74.00	-20.38	40.80	34.80	10.01	31.99	0.00	101	29	PEAK	2	5466.25	55.49	68.30	-12.81	42.64	34.80	10.04	31.99	0.00	101	29	PEAK	 <table border="1"> <thead> <tr> <th>Limit</th> <th>Read</th> <th>Ant</th> <th>Cable</th> <th>Preamp</th> <th>Aux</th> <th>APos</th> <th>TPos</th> <th>Remark</th> </tr> <tr> <th>Freq</th> <th>Level</th> <th>Line Margin</th> <th>Level Factor</th> <th>Loss Factor</th> <th>Factor</th> <th>Factor</th> <th>Factor</th> <th></th> </tr> <tr> <th>MHz</th> <th>dBuV/m</th> <th>dBuV/m</th> <th>dB</th> <th>dBuV</th> <th>dB/m</th> <th>dB</th> <th>dB</th> <th>cm</th> <th>deg</th> </tr> </thead> <tbody> <tr> <td>1</td> <td>5500.00</td> <td>101.10</td> <td>-----</td> <td>-----</td> <td>88.22</td> <td>34.80</td> <td>10.09</td> <td>32.01</td> <td>0.00</td> <td>101</td> <td>29</td> <td>PEAK</td> </tr> </tbody> </table>	Limit	Read	Ant	Cable	Preamp	Aux	APos	TPos	Remark	Freq	Level	Line Margin	Level Factor	Loss Factor	Factor	Factor	Factor		MHz	dBuV/m	dBuV/m	dB	dBuV	dB/m	dB	dB	cm	deg	1	5500.00	101.10	-----	-----	88.22	34.80	10.09	32.01	0.00	101	29	PEAK
	Limit	Read	Ant	Cable	Preamp	Aux	APos	TPos	Remark																																																																																								
Freq	Level	Line Margin	Level Factor	Loss Factor	Factor	Factor	Factor																																																																																										
MHz	dBuV/m	dBuV/m	dB	dBuV	dB/m	dB	dB	cm	deg																																																																																								
1	5451.25	53.62	74.00	-20.38	40.80	34.80	10.01	31.99	0.00	101	29	PEAK																																																																																					
2	5466.25	55.49	68.30	-12.81	42.64	34.80	10.04	31.99	0.00	101	29	PEAK																																																																																					
Limit	Read	Ant	Cable	Preamp	Aux	APos	TPos	Remark																																																																																									
Freq	Level	Line Margin	Level Factor	Loss Factor	Factor	Factor	Factor																																																																																										
MHz	dBuV/m	dBuV/m	dB	dBuV	dB/m	dB	dB	cm	deg																																																																																								
1	5500.00	101.10	-----	-----	88.22	34.80	10.09	32.01	0.00	101	29	PEAK																																																																																					
Avg	 <table border="1"> <thead> <tr> <th>Limit</th> <th>Read</th> <th>Ant</th> <th>Cable</th> <th>Preamp</th> <th>Aux</th> <th>APos</th> <th>TPos</th> <th>Remark</th> </tr> <tr> <th>Freq</th> <th>Level</th> <th>Line Margin</th> <th>Level Factor</th> <th>Loss Factor</th> <th>Factor</th> <th>Factor</th> <th>Factor</th> <th></th> </tr> <tr> <th>MHz</th> <th>dBuV/m</th> <th>dBuV/m</th> <th>dB</th> <th>dBuV</th> <th>dB/m</th> <th>dB</th> <th>dB</th> <th>cm</th> <th>deg</th> </tr> </thead> <tbody> <tr> <td>1</td> <td>5458.15</td> <td>42.96</td> <td>54.00</td> <td>-11.04</td> <td>30.13</td> <td>34.80</td> <td>10.02</td> <td>31.99</td> <td>0.00</td> <td>101</td> <td>29</td> <td>AVERAGE</td> </tr> </tbody> </table>	Limit	Read	Ant	Cable	Preamp	Aux	APos	TPos	Remark	Freq	Level	Line Margin	Level Factor	Loss Factor	Factor	Factor	Factor		MHz	dBuV/m	dBuV/m	dB	dBuV	dB/m	dB	dB	cm	deg	1	5458.15	42.96	54.00	-11.04	30.13	34.80	10.02	31.99	0.00	101	29	AVERAGE	 <table border="1"> <thead> <tr> <th>Limit</th> <th>Read</th> <th>Ant</th> <th>Cable</th> <th>Preamp</th> <th>Aux</th> <th>APos</th> <th>TPos</th> <th>Remark</th> </tr> <tr> <th>Freq</th> <th>Level</th> <th>Line Margin</th> <th>Level Factor</th> <th>Loss Factor</th> <th>Factor</th> <th>Factor</th> <th>Factor</th> <th></th> </tr> <tr> <th>MHz</th> <th>dBuV/m</th> <th>dBuV/m</th> <th>dB</th> <th>dBuV</th> <th>dB/m</th> <th>dB</th> <th>dB</th> <th>cm</th> <th>deg</th> </tr> </thead> <tbody> <tr> <td>1</td> <td>5500.00</td> <td>92.72</td> <td>-----</td> <td>-----</td> <td>79.84</td> <td>34.80</td> <td>10.09</td> <td>32.01</td> <td>0.00</td> <td>101</td> <td>29</td> <td>AVERAGE</td> </tr> </tbody> </table>	Limit	Read	Ant	Cable	Preamp	Aux	APos	TPos	Remark	Freq	Level	Line Margin	Level Factor	Loss Factor	Factor	Factor	Factor		MHz	dBuV/m	dBuV/m	dB	dBuV	dB/m	dB	dB	cm	deg	1	5500.00	92.72	-----	-----	79.84	34.80	10.09	32.01	0.00	101	29	AVERAGE													
	Limit	Read	Ant	Cable	Preamp	Aux	APos	TPos	Remark																																																																																								
Freq	Level	Line Margin	Level Factor	Loss Factor	Factor	Factor	Factor																																																																																										
MHz	dBuV/m	dBuV/m	dB	dBuV	dB/m	dB	dB	cm	deg																																																																																								
1	5458.15	42.96	54.00	-11.04	30.13	34.80	10.02	31.99	0.00	101	29	AVERAGE																																																																																					
Limit	Read	Ant	Cable	Preamp	Aux	APos	TPos	Remark																																																																																									
Freq	Level	Line Margin	Level Factor	Loss Factor	Factor	Factor	Factor																																																																																										
MHz	dBuV/m	dBuV/m	dB	dBuV	dB/m	dB	dB	cm	deg																																																																																								
1	5500.00	92.72	-----	-----	79.84	34.80	10.09	32.01	0.00	101	29	AVERAGE																																																																																					



Mode	16																																																																													
	Harmonic																																																																													
	U-NII-2C_5.47-5.725_802.11n HT20_CH100_5500MHz																																																																													
ANT	10																																																																													
Pol.	Horizontal	Vertical																																																																												
Peak																																																																														
Avg	<table border="1"> <thead> <tr> <th>Limit</th> <th>Read</th> <th>Ant</th> <th>Cable</th> <th>Preamp</th> <th>Aux</th> <th>APos</th> <th>TPos</th> <th>Remark</th> </tr> <tr> <th>Freq</th> <th>Level</th> <th>Line Margin</th> <th>Level</th> <th>Factor</th> <th>Loss Factor</th> <th>Factor</th> <th></th> <th></th> </tr> <tr> <th>MHz</th> <th>dBuV/m</th> <th>dBuV/m</th> <th>dB</th> <th>dBuV</th> <th>dB/m</th> <th>dB</th> <th>dB</th> <th>cm</th> <th>deg</th> </tr> </thead> <tbody> <tr> <td>1 11000.00</td> <td>45.36</td> <td>74.00</td> <td>-28.64</td> <td>54.51</td> <td>38.00</td> <td>14.56</td> <td>61.71</td> <td>0.00</td> <td>---</td> </tr> </tbody> </table>	Limit	Read	Ant	Cable	Preamp	Aux	APos	TPos	Remark	Freq	Level	Line Margin	Level	Factor	Loss Factor	Factor			MHz	dBuV/m	dBuV/m	dB	dBuV	dB/m	dB	dB	cm	deg	1 11000.00	45.36	74.00	-28.64	54.51	38.00	14.56	61.71	0.00	---	<table border="1"> <thead> <tr> <th>Limit</th> <th>Read</th> <th>Ant</th> <th>Cable</th> <th>Preamp</th> <th>Aux</th> <th>APos</th> <th>TPos</th> <th>Remark</th> </tr> <tr> <th>Freq</th> <th>Level</th> <th>Line Margin</th> <th>Level</th> <th>Factor</th> <th>Loss Factor</th> <th>Factor</th> <th></th> <th></th> </tr> <tr> <th>MHz</th> <th>dBuV/m</th> <th>dBuV/m</th> <th>dB</th> <th>dBuV</th> <th>dB/m</th> <th>dB</th> <th>dB</th> <th>cm</th> <th>deg</th> </tr> </thead> <tbody> <tr> <td>1 11000.00</td> <td>45.86</td> <td>74.00</td> <td>-28.14</td> <td>55.01</td> <td>38.00</td> <td>14.56</td> <td>61.71</td> <td>0.00</td> <td>---</td> </tr> </tbody> </table>	Limit	Read	Ant	Cable	Preamp	Aux	APos	TPos	Remark	Freq	Level	Line Margin	Level	Factor	Loss Factor	Factor			MHz	dBuV/m	dBuV/m	dB	dBuV	dB/m	dB	dB	cm	deg	1 11000.00	45.86	74.00	-28.14	55.01	38.00	14.56	61.71	0.00	---
Limit	Read	Ant	Cable	Preamp	Aux	APos	TPos	Remark																																																																						
Freq	Level	Line Margin	Level	Factor	Loss Factor	Factor																																																																								
MHz	dBuV/m	dBuV/m	dB	dBuV	dB/m	dB	dB	cm	deg																																																																					
1 11000.00	45.36	74.00	-28.64	54.51	38.00	14.56	61.71	0.00	---																																																																					
Limit	Read	Ant	Cable	Preamp	Aux	APos	TPos	Remark																																																																						
Freq	Level	Line Margin	Level	Factor	Loss Factor	Factor																																																																								
MHz	dBuV/m	dBuV/m	dB	dBuV	dB/m	dB	dB	cm	deg																																																																					
1 11000.00	45.86	74.00	-28.14	55.01	38.00	14.56	61.71	0.00	---																																																																					

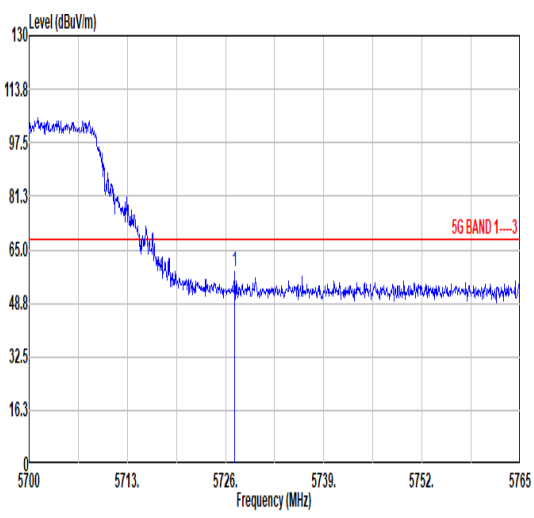
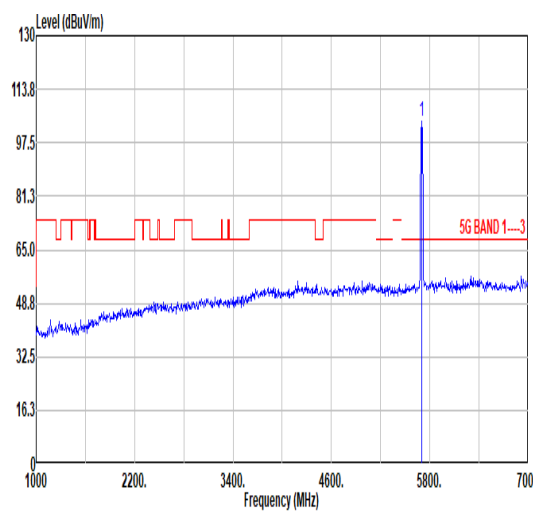
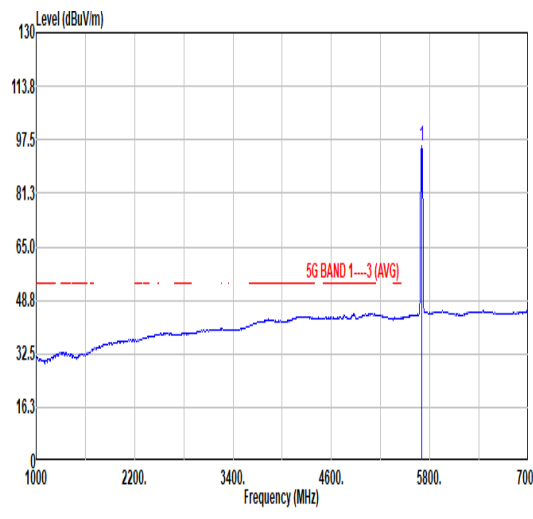


Mode	17																																																																																
	Harmonic																																																																																
	U-NII-2C_5.47-5.725_802.11n HT20_CH116_5580MHz																																																																																
ANT	10																																																																																
Pol.	Horizontal	Vertical																																																																															
Peak Avg																																																																																	
	<table border="1"> <thead> <tr> <th>Limit</th> <th>Read</th> <th>Ant</th> <th>Cable</th> <th>Preamp</th> <th>Aux</th> <th>APos</th> <th>TPos</th> <th>Remark</th> </tr> <tr> <th>Freq</th> <th>Level</th> <th>Line Margin</th> <th>Level</th> <th>Factor</th> <th>Loss Factor</th> <th>Factor</th> <th></th> <th></th> </tr> <tr> <th>MHz</th> <th>dBuV/m</th> <th>dBuV/m</th> <th>dB</th> <th>dBuV</th> <th>dB/m</th> <th>dB</th> <th>dB</th> <th>cm</th> <th>deg</th> </tr> </thead> <tbody> <tr> <td>1 11160.00</td> <td>45.28</td> <td>74.00</td> <td>-28.72</td> <td>54.15</td> <td>38.10</td> <td>14.68</td> <td>61.65</td> <td>0.00</td> <td>---</td> <td>---</td> <td>PEAK</td> </tr> </tbody> </table>	Limit	Read	Ant	Cable	Preamp	Aux	APos	TPos	Remark	Freq	Level	Line Margin	Level	Factor	Loss Factor	Factor			MHz	dBuV/m	dBuV/m	dB	dBuV	dB/m	dB	dB	cm	deg	1 11160.00	45.28	74.00	-28.72	54.15	38.10	14.68	61.65	0.00	---	---	PEAK	<table border="1"> <thead> <tr> <th>Limit</th> <th>Read</th> <th>Ant</th> <th>Cable</th> <th>Preamp</th> <th>Aux</th> <th>APos</th> <th>TPos</th> <th>Remark</th> </tr> <tr> <th>Freq</th> <th>Level</th> <th>Line Margin</th> <th>Level</th> <th>Factor</th> <th>Loss Factor</th> <th>Factor</th> <th></th> <th></th> </tr> <tr> <th>MHz</th> <th>dBuV/m</th> <th>dBuV/m</th> <th>dB</th> <th>dBuV</th> <th>dB/m</th> <th>dB</th> <th>dB</th> <th>cm</th> <th>deg</th> </tr> </thead> <tbody> <tr> <td>1 11160.00</td> <td>46.97</td> <td>74.00</td> <td>-27.03</td> <td>55.84</td> <td>38.10</td> <td>14.68</td> <td>61.65</td> <td>0.00</td> <td>---</td> <td>---</td> <td>PEAK</td> </tr> </tbody> </table>	Limit	Read	Ant	Cable	Preamp	Aux	APos	TPos	Remark	Freq	Level	Line Margin	Level	Factor	Loss Factor	Factor			MHz	dBuV/m	dBuV/m	dB	dBuV	dB/m	dB	dB	cm	deg	1 11160.00	46.97	74.00	-27.03	55.84	38.10	14.68	61.65	0.00	---	---
Limit	Read	Ant	Cable	Preamp	Aux	APos	TPos	Remark																																																																									
Freq	Level	Line Margin	Level	Factor	Loss Factor	Factor																																																																											
MHz	dBuV/m	dBuV/m	dB	dBuV	dB/m	dB	dB	cm	deg																																																																								
1 11160.00	45.28	74.00	-28.72	54.15	38.10	14.68	61.65	0.00	---	---	PEAK																																																																						
Limit	Read	Ant	Cable	Preamp	Aux	APos	TPos	Remark																																																																									
Freq	Level	Line Margin	Level	Factor	Loss Factor	Factor																																																																											
MHz	dBuV/m	dBuV/m	dB	dBuV	dB/m	dB	dB	cm	deg																																																																								
1 11160.00	46.97	74.00	-27.03	55.84	38.10	14.68	61.65	0.00	---	---	PEAK																																																																						



Mode	18																																																																																																	
	Band Edge																																																																																																	
	U-NII-2C_5.47-5.725_802.11n HT20_CH140_5700MHz																																																																																																	
ANT	10																																																																																																	
Pol.	Horizontal	Fundamental																																																																																																
Peak	<table border="1"> <thead> <tr> <th>Limit</th> <th>Read</th> <th>Ant</th> <th>Cable</th> <th>Preamp</th> <th>Aux</th> <th>APos</th> <th>TPos</th> </tr> <tr> <th>Freq</th> <th>Level</th> <th>Line</th> <th>Margin</th> <th>Level</th> <th>Factor</th> <th>Loss</th> <th>Factor</th> </tr> <tr> <th>MHz</th> <th>dBuV/m</th> <th>dBuV/m</th> <th>dB</th> <th>dBuV</th> <th>dB/m</th> <th>dB</th> <th>dB</th> </tr> </thead> <tbody> <tr> <td>1 5737.70</td> <td>57.57</td> <td>68.30</td> <td>-10.73</td> <td>44.70</td> <td>34.54</td> <td>10.35</td> <td>32.02</td> </tr> <tr> <td></td> <td></td> <td></td> <td></td> <td></td> <td></td> <td>0.00</td> <td>100</td> </tr> <tr> <td></td> <td></td> <td></td> <td></td> <td></td> <td></td> <td></td> <td>244 PEAK</td> </tr> </tbody> </table>	Limit	Read	Ant	Cable	Preamp	Aux	APos	TPos	Freq	Level	Line	Margin	Level	Factor	Loss	Factor	MHz	dBuV/m	dBuV/m	dB	dBuV	dB/m	dB	dB	1 5737.70	57.57	68.30	-10.73	44.70	34.54	10.35	32.02							0.00	100								244 PEAK	<table border="1"> <thead> <tr> <th>Limit</th> <th>Read</th> <th>Ant</th> <th>Cable</th> <th>Preamp</th> <th>Aux</th> <th>APos</th> <th>TPos</th> </tr> <tr> <th>Freq</th> <th>Level</th> <th>Line</th> <th>Margin</th> <th>Level</th> <th>Factor</th> <th>Loss</th> <th>Factor</th> </tr> <tr> <th>MHz</th> <th>dBuV/m</th> <th>dBuV/m</th> <th>dB</th> <th>dBuV</th> <th>dB/m</th> <th>dB</th> <th>dB</th> </tr> </thead> <tbody> <tr> <td>1 5700.00</td> <td>105.80</td> <td>-----</td> <td>-----</td> <td>93.02</td> <td>34.51</td> <td>10.32</td> <td>32.05</td> </tr> <tr> <td></td> <td></td> <td></td> <td></td> <td></td> <td></td> <td>0.00</td> <td>100</td> </tr> <tr> <td></td> <td></td> <td></td> <td></td> <td></td> <td></td> <td></td> <td>244 PEAK</td> </tr> </tbody> </table>	Limit	Read	Ant	Cable	Preamp	Aux	APos	TPos	Freq	Level	Line	Margin	Level	Factor	Loss	Factor	MHz	dBuV/m	dBuV/m	dB	dBuV	dB/m	dB	dB	1 5700.00	105.80	-----	-----	93.02	34.51	10.32	32.05							0.00	100								244 PEAK
Limit	Read	Ant	Cable	Preamp	Aux	APos	TPos																																																																																											
Freq	Level	Line	Margin	Level	Factor	Loss	Factor																																																																																											
MHz	dBuV/m	dBuV/m	dB	dBuV	dB/m	dB	dB																																																																																											
1 5737.70	57.57	68.30	-10.73	44.70	34.54	10.35	32.02																																																																																											
						0.00	100																																																																																											
							244 PEAK																																																																																											
Limit	Read	Ant	Cable	Preamp	Aux	APos	TPos																																																																																											
Freq	Level	Line	Margin	Level	Factor	Loss	Factor																																																																																											
MHz	dBuV/m	dBuV/m	dB	dBuV	dB/m	dB	dB																																																																																											
1 5700.00	105.80	-----	-----	93.02	34.51	10.32	32.05																																																																																											
						0.00	100																																																																																											
							244 PEAK																																																																																											
Avg	Blank	<table border="1"> <thead> <tr> <th>Limit</th> <th>Read</th> <th>Ant</th> <th>Cable</th> <th>Preamp</th> <th>Aux</th> <th>APos</th> <th>TPos</th> </tr> <tr> <th>Freq</th> <th>Level</th> <th>Line</th> <th>Margin</th> <th>Level</th> <th>Factor</th> <th>Loss</th> <th>Factor</th> </tr> <tr> <th>MHz</th> <th>dBuV/m</th> <th>dBuV/m</th> <th>dB</th> <th>dBuV</th> <th>dB/m</th> <th>dB</th> <th>dB</th> </tr> </thead> <tbody> <tr> <td>1 5700.00</td> <td>98.30</td> <td>-----</td> <td>-----</td> <td>85.52</td> <td>34.51</td> <td>10.32</td> <td>32.05</td> </tr> <tr> <td></td> <td></td> <td></td> <td></td> <td></td> <td></td> <td>0.00</td> <td>100</td> </tr> <tr> <td></td> <td></td> <td></td> <td></td> <td></td> <td></td> <td></td> <td>244 AVERAGE</td> </tr> </tbody> </table>	Limit	Read	Ant	Cable	Preamp	Aux	APos	TPos	Freq	Level	Line	Margin	Level	Factor	Loss	Factor	MHz	dBuV/m	dBuV/m	dB	dBuV	dB/m	dB	dB	1 5700.00	98.30	-----	-----	85.52	34.51	10.32	32.05							0.00	100								244 AVERAGE																																																
Limit	Read	Ant	Cable	Preamp	Aux	APos	TPos																																																																																											
Freq	Level	Line	Margin	Level	Factor	Loss	Factor																																																																																											
MHz	dBuV/m	dBuV/m	dB	dBuV	dB/m	dB	dB																																																																																											
1 5700.00	98.30	-----	-----	85.52	34.51	10.32	32.05																																																																																											
						0.00	100																																																																																											
							244 AVERAGE																																																																																											



Mode	18																																																																																																	
	Band Edge																																																																																																	
	U-NII-2C_5.47-5.725_802.11n HT20_CH140_5700MHz																																																																																																	
ANT	10																																																																																																	
Pol.	Vertical	Fundamental																																																																																																
Peak	 <table border="1"> <thead> <tr> <th>Limit</th> <th>Read</th> <th>Ant</th> <th>Cable</th> <th>Preamp</th> <th>Aux</th> <th>APos</th> <th>TPos</th> </tr> <tr> <th>Freq</th> <th>Level</th> <th>Line</th> <th>Margin</th> <th>Level</th> <th>Factor</th> <th>Loss</th> <th>Factor</th> </tr> <tr> <th>MHz</th> <th>dBuV/m</th> <th>dBuV/m</th> <th>dB</th> <th>dBuV</th> <th>dB/m</th> <th>dB</th> <th>dB</th> </tr> </thead> <tbody> <tr> <td>1 5727.17</td> <td>58.32</td> <td>68.30</td> <td>-9.98</td> <td>45.47</td> <td>34.53</td> <td>10.35</td> <td>32.03</td> </tr> <tr> <td></td> <td></td> <td></td> <td></td> <td></td> <td></td> <td>0.00</td> <td>300</td> </tr> <tr> <td></td> <td></td> <td></td> <td></td> <td></td> <td></td> <td></td> <td>34 PEAK</td> </tr> </tbody> </table>	Limit	Read	Ant	Cable	Preamp	Aux	APos	TPos	Freq	Level	Line	Margin	Level	Factor	Loss	Factor	MHz	dBuV/m	dBuV/m	dB	dBuV	dB/m	dB	dB	1 5727.17	58.32	68.30	-9.98	45.47	34.53	10.35	32.03							0.00	300								34 PEAK	 <table border="1"> <thead> <tr> <th>Limit</th> <th>Read</th> <th>Ant</th> <th>Cable</th> <th>Preamp</th> <th>Aux</th> <th>APos</th> <th>TPos</th> </tr> <tr> <th>Freq</th> <th>Level</th> <th>Line</th> <th>Margin</th> <th>Level</th> <th>Factor</th> <th>Loss</th> <th>Factor</th> </tr> <tr> <th>MHz</th> <th>dBuV/m</th> <th>dBuV/m</th> <th>dB</th> <th>dBuV</th> <th>dB/m</th> <th>dB</th> <th>dB</th> </tr> </thead> <tbody> <tr> <td>1 5700.00</td> <td>103.76</td> <td>-----</td> <td>-----</td> <td>90.97</td> <td>34.51</td> <td>10.33</td> <td>32.05</td> </tr> <tr> <td></td> <td></td> <td></td> <td></td> <td></td> <td></td> <td>0.00</td> <td>300</td> </tr> <tr> <td></td> <td></td> <td></td> <td></td> <td></td> <td></td> <td></td> <td>34 PEAK</td> </tr> </tbody> </table>	Limit	Read	Ant	Cable	Preamp	Aux	APos	TPos	Freq	Level	Line	Margin	Level	Factor	Loss	Factor	MHz	dBuV/m	dBuV/m	dB	dBuV	dB/m	dB	dB	1 5700.00	103.76	-----	-----	90.97	34.51	10.33	32.05							0.00	300								34 PEAK
Limit	Read	Ant	Cable	Preamp	Aux	APos	TPos																																																																																											
Freq	Level	Line	Margin	Level	Factor	Loss	Factor																																																																																											
MHz	dBuV/m	dBuV/m	dB	dBuV	dB/m	dB	dB																																																																																											
1 5727.17	58.32	68.30	-9.98	45.47	34.53	10.35	32.03																																																																																											
						0.00	300																																																																																											
							34 PEAK																																																																																											
Limit	Read	Ant	Cable	Preamp	Aux	APos	TPos																																																																																											
Freq	Level	Line	Margin	Level	Factor	Loss	Factor																																																																																											
MHz	dBuV/m	dBuV/m	dB	dBuV	dB/m	dB	dB																																																																																											
1 5700.00	103.76	-----	-----	90.97	34.51	10.33	32.05																																																																																											
						0.00	300																																																																																											
							34 PEAK																																																																																											
Avg	Blank	 <table border="1"> <thead> <tr> <th>Limit</th> <th>Read</th> <th>Ant</th> <th>Cable</th> <th>Preamp</th> <th>Aux</th> <th>APos</th> <th>TPos</th> </tr> <tr> <th>Freq</th> <th>Level</th> <th>Line</th> <th>Margin</th> <th>Level</th> <th>Factor</th> <th>Loss</th> <th>Factor</th> </tr> <tr> <th>MHz</th> <th>dBuV/m</th> <th>dBuV/m</th> <th>dB</th> <th>dBuV</th> <th>dB/m</th> <th>dB</th> <th>dB</th> </tr> </thead> <tbody> <tr> <td>1 5700.00</td> <td>95.81</td> <td>-----</td> <td>-----</td> <td>83.02</td> <td>34.51</td> <td>10.33</td> <td>32.05</td> </tr> <tr> <td></td> <td></td> <td></td> <td></td> <td></td> <td></td> <td>0.00</td> <td>300</td> </tr> <tr> <td></td> <td></td> <td></td> <td></td> <td></td> <td></td> <td></td> <td>34 AVERAGE</td> </tr> </tbody> </table>	Limit	Read	Ant	Cable	Preamp	Aux	APos	TPos	Freq	Level	Line	Margin	Level	Factor	Loss	Factor	MHz	dBuV/m	dBuV/m	dB	dBuV	dB/m	dB	dB	1 5700.00	95.81	-----	-----	83.02	34.51	10.33	32.05							0.00	300								34 AVERAGE																																																
Limit	Read	Ant	Cable	Preamp	Aux	APos	TPos																																																																																											
Freq	Level	Line	Margin	Level	Factor	Loss	Factor																																																																																											
MHz	dBuV/m	dBuV/m	dB	dBuV	dB/m	dB	dB																																																																																											
1 5700.00	95.81	-----	-----	83.02	34.51	10.33	32.05																																																																																											
						0.00	300																																																																																											
							34 AVERAGE																																																																																											





Mode	18																																																																																	
	Harmonic																																																																																	
	U-NII-2C_5.47-5.725_802.11n HT20_CH140_5700MHz																																																																																	
ANT	10																																																																																	
Pol.	Horizontal	Vertical																																																																																
Peak																																																																																		
Avg																																																																																		
	<table border="1"> <thead> <tr> <th>Limit</th> <th>Read</th> <th>Ant</th> <th>Cable</th> <th>Preamp</th> <th>Aux</th> <th>APos</th> <th>TPos</th> <th>Remark</th> </tr> <tr> <th>Freq</th> <th>Level</th> <th>Line Margin</th> <th>Level</th> <th>Factor</th> <th>Loss Factor</th> <th>Factor</th> <th></th> <th></th> </tr> <tr> <th>MHz</th> <th>dBuV/m</th> <th>dBuV/m</th> <th>dB</th> <th>dBuV</th> <th>dB/m</th> <th>dB</th> <th>dB</th> <th>cm</th> <th>deg</th> </tr> </thead> <tbody> <tr> <td>1 11400.00</td> <td>46.34</td> <td>74.00</td> <td>-27.66</td> <td>54.80</td> <td>38.24</td> <td>14.85</td> <td>61.55</td> <td>0.00</td> <td>---</td> <td>---</td> <td>PEAK</td> </tr> </tbody> </table>	Limit	Read	Ant	Cable	Preamp	Aux	APos	TPos	Remark	Freq	Level	Line Margin	Level	Factor	Loss Factor	Factor			MHz	dBuV/m	dBuV/m	dB	dBuV	dB/m	dB	dB	cm	deg	1 11400.00	46.34	74.00	-27.66	54.80	38.24	14.85	61.55	0.00	---	---	PEAK	<table border="1"> <thead> <tr> <th>Limit</th> <th>Read</th> <th>Ant</th> <th>Cable</th> <th>Preamp</th> <th>Aux</th> <th>APos</th> <th>TPos</th> <th>Remark</th> </tr> <tr> <th>Freq</th> <th>Level</th> <th>Line Margin</th> <th>Level</th> <th>Factor</th> <th>Loss Factor</th> <th>Factor</th> <th></th> <th></th> </tr> <tr> <th>MHz</th> <th>dBuV/m</th> <th>dBuV/m</th> <th>dB</th> <th>dBuV</th> <th>dB/m</th> <th>dB</th> <th>dB</th> <th>cm</th> <th>deg</th> </tr> </thead> <tbody> <tr> <td>1 11400.00</td> <td>45.86</td> <td>74.00</td> <td>-28.14</td> <td>54.32</td> <td>38.24</td> <td>14.85</td> <td>61.55</td> <td>0.00</td> <td>---</td> <td>---</td> <td>PEAK</td> </tr> </tbody> </table>	Limit	Read	Ant	Cable	Preamp	Aux	APos	TPos	Remark	Freq	Level	Line Margin	Level	Factor	Loss Factor	Factor			MHz	dBuV/m	dBuV/m	dB	dBuV	dB/m	dB	dB	cm	deg	1 11400.00	45.86	74.00	-28.14	54.32	38.24	14.85	61.55	0.00	---	---	PEAK
Limit	Read	Ant	Cable	Preamp	Aux	APos	TPos	Remark																																																																										
Freq	Level	Line Margin	Level	Factor	Loss Factor	Factor																																																																												
MHz	dBuV/m	dBuV/m	dB	dBuV	dB/m	dB	dB	cm	deg																																																																									
1 11400.00	46.34	74.00	-27.66	54.80	38.24	14.85	61.55	0.00	---	---	PEAK																																																																							
Limit	Read	Ant	Cable	Preamp	Aux	APos	TPos	Remark																																																																										
Freq	Level	Line Margin	Level	Factor	Loss Factor	Factor																																																																												
MHz	dBuV/m	dBuV/m	dB	dBuV	dB/m	dB	dB	cm	deg																																																																									
1 11400.00	45.86	74.00	-28.14	54.32	38.24	14.85	61.55	0.00	---	---	PEAK																																																																							



Mode	19																																																																											
	Band Edge - L																																																																											
	U-NII-1_5.15-5.25_802.11n HT40_CH38_5190MHz																																																																											
ANT	10																																																																											
Pol.	Horizontal	Fundamental																																																																										
Peak	<table border="1"> <thead> <tr> <th>Limit</th> <th>Read</th> <th>Ant</th> <th>Cable</th> <th>Preamp</th> <th>Aux</th> <th>APos</th> <th>TPos</th> </tr> <tr> <th>Freq</th> <th>Level</th> <th>Line Margin</th> <th>Level Factor</th> <th>Loss Factor</th> <th>Factor</th> <th></th> <th>Remark</th> </tr> <tr> <th>MHz</th> <th>dBuV/m</th> <th>dBuV/m</th> <th>dB</th> <th>dBuV</th> <th>dB/m</th> <th>dB</th> <th>dB</th> </tr> </thead> <tbody> <tr> <td>1</td> <td>5124.80</td> <td>55.44</td> <td>74.00</td> <td>-18.56</td> <td>43.37</td> <td>34.10</td> <td>9.76</td> <td>31.79</td> <td>0.00</td> <td>110</td> <td>236</td> <td>PEAK</td> </tr> </tbody> </table>	Limit	Read	Ant	Cable	Preamp	Aux	APos	TPos	Freq	Level	Line Margin	Level Factor	Loss Factor	Factor		Remark	MHz	dBuV/m	dBuV/m	dB	dBuV	dB/m	dB	dB	1	5124.80	55.44	74.00	-18.56	43.37	34.10	9.76	31.79	0.00	110	236	PEAK	<table border="1"> <thead> <tr> <th>Limit</th> <th>Read</th> <th>Ant</th> <th>Cable</th> <th>Preamp</th> <th>Aux</th> <th>APos</th> <th>TPos</th> </tr> <tr> <th>Freq</th> <th>Level</th> <th>Line Margin</th> <th>Level Factor</th> <th>Loss Factor</th> <th>Factor</th> <th></th> <th>Remark</th> </tr> <tr> <th>MHz</th> <th>dBuV/m</th> <th>dBuV/m</th> <th>dB</th> <th>dBuV</th> <th>dB/m</th> <th>dB</th> <th>dB</th> </tr> </thead> <tbody> <tr> <td>1</td> <td>5190.00</td> <td>100.71</td> <td>-----</td> <td>-----</td> <td>88.61</td> <td>34.10</td> <td>9.83</td> <td>31.83</td> <td>0.00</td> <td>110</td> <td>236</td> <td>PEAK</td> </tr> </tbody> </table>	Limit	Read	Ant	Cable	Preamp	Aux	APos	TPos	Freq	Level	Line Margin	Level Factor	Loss Factor	Factor		Remark	MHz	dBuV/m	dBuV/m	dB	dBuV	dB/m	dB	dB	1	5190.00	100.71	-----	-----	88.61	34.10	9.83	31.83	0.00	110	236	PEAK
Limit	Read	Ant	Cable	Preamp	Aux	APos	TPos																																																																					
Freq	Level	Line Margin	Level Factor	Loss Factor	Factor		Remark																																																																					
MHz	dBuV/m	dBuV/m	dB	dBuV	dB/m	dB	dB																																																																					
1	5124.80	55.44	74.00	-18.56	43.37	34.10	9.76	31.79	0.00	110	236	PEAK																																																																
Limit	Read	Ant	Cable	Preamp	Aux	APos	TPos																																																																					
Freq	Level	Line Margin	Level Factor	Loss Factor	Factor		Remark																																																																					
MHz	dBuV/m	dBuV/m	dB	dBuV	dB/m	dB	dB																																																																					
1	5190.00	100.71	-----	-----	88.61	34.10	9.83	31.83	0.00	110	236	PEAK																																																																
Avg	<table border="1"> <thead> <tr> <th>Limit</th> <th>Read</th> <th>Ant</th> <th>Cable</th> <th>Preamp</th> <th>Aux</th> <th>APos</th> <th>TPos</th> </tr> <tr> <th>Freq</th> <th>Level</th> <th>Line Margin</th> <th>Level Factor</th> <th>Loss Factor</th> <th>Factor</th> <th></th> <th>Remark</th> </tr> <tr> <th>MHz</th> <th>dBuV/m</th> <th>dBuV/m</th> <th>dB</th> <th>dBuV</th> <th>dB/m</th> <th>dB</th> <th>dB</th> </tr> </thead> <tbody> <tr> <td>1</td> <td>5150.00</td> <td>45.61</td> <td>54.00</td> <td>-8.39</td> <td>33.52</td> <td>34.10</td> <td>9.79</td> <td>31.00</td> <td>0.00</td> <td>110</td> <td>236</td> <td>AVERAGE</td> </tr> </tbody> </table>	Limit	Read	Ant	Cable	Preamp	Aux	APos	TPos	Freq	Level	Line Margin	Level Factor	Loss Factor	Factor		Remark	MHz	dBuV/m	dBuV/m	dB	dBuV	dB/m	dB	dB	1	5150.00	45.61	54.00	-8.39	33.52	34.10	9.79	31.00	0.00	110	236	AVERAGE	<table border="1"> <thead> <tr> <th>Limit</th> <th>Read</th> <th>Ant</th> <th>Cable</th> <th>Preamp</th> <th>Aux</th> <th>APos</th> <th>TPos</th> </tr> <tr> <th>Freq</th> <th>Level</th> <th>Line Margin</th> <th>Level Factor</th> <th>Loss Factor</th> <th>Factor</th> <th></th> <th>Remark</th> </tr> <tr> <th>MHz</th> <th>dBuV/m</th> <th>dBuV/m</th> <th>dB</th> <th>dBuV</th> <th>dB/m</th> <th>dB</th> <th>dB</th> </tr> </thead> <tbody> <tr> <td>1</td> <td>5190.00</td> <td>91.91</td> <td>-----</td> <td>-----</td> <td>79.81</td> <td>34.10</td> <td>9.83</td> <td>31.83</td> <td>0.00</td> <td>110</td> <td>236</td> <td>AVERAGE</td> </tr> </tbody> </table>	Limit	Read	Ant	Cable	Preamp	Aux	APos	TPos	Freq	Level	Line Margin	Level Factor	Loss Factor	Factor		Remark	MHz	dBuV/m	dBuV/m	dB	dBuV	dB/m	dB	dB	1	5190.00	91.91	-----	-----	79.81	34.10	9.83	31.83	0.00	110	236	AVERAGE
Limit	Read	Ant	Cable	Preamp	Aux	APos	TPos																																																																					
Freq	Level	Line Margin	Level Factor	Loss Factor	Factor		Remark																																																																					
MHz	dBuV/m	dBuV/m	dB	dBuV	dB/m	dB	dB																																																																					
1	5150.00	45.61	54.00	-8.39	33.52	34.10	9.79	31.00	0.00	110	236	AVERAGE																																																																
Limit	Read	Ant	Cable	Preamp	Aux	APos	TPos																																																																					
Freq	Level	Line Margin	Level Factor	Loss Factor	Factor		Remark																																																																					
MHz	dBuV/m	dBuV/m	dB	dBuV	dB/m	dB	dB																																																																					
1	5190.00	91.91	-----	-----	79.81	34.10	9.83	31.83	0.00	110	236	AVERAGE																																																																



Mode	19																																						
	Band Edge - R																																						
	U-NII-1_5.15-5.25_802.11n HT40_CH38_5190MHz																																						
ANT	10																																						
Pol.	Horizontal	Fundamental																																					
Peak	<table border="1"> <thead> <tr> <th>Limit</th> <th>Read</th> <th>Ant</th> <th>Cable</th> <th>Preamp</th> <th>Aux</th> <th>APos</th> <th>TPos</th> </tr> <tr> <th>Freq</th> <th>Level</th> <th>Line</th> <th>Margin</th> <th>Level</th> <th>Factor</th> <th>Loss</th> <th>Factor</th> </tr> <tr> <th>MHz</th> <th>dBuV/m</th> <th>dBuV/m</th> <th>dB</th> <th>dBuV</th> <th>dB/m</th> <th>dB</th> <th>dB</th> </tr> </thead> <tbody> <tr> <td>1</td> <td>5366.85</td> <td>53.90</td> <td>74.00</td> <td>-20.10</td> <td>41.22</td> <td>34.69</td> <td>9.92</td> <td>31.93</td> <td>0.00</td> <td>110</td> <td>236</td> <td>PEAK</td> </tr> </tbody> </table>	Limit	Read	Ant	Cable	Preamp	Aux	APos	TPos	Freq	Level	Line	Margin	Level	Factor	Loss	Factor	MHz	dBuV/m	dBuV/m	dB	dBuV	dB/m	dB	dB	1	5366.85	53.90	74.00	-20.10	41.22	34.69	9.92	31.93	0.00	110	236	PEAK	Blank
Limit	Read	Ant	Cable	Preamp	Aux	APos	TPos																																
Freq	Level	Line	Margin	Level	Factor	Loss	Factor																																
MHz	dBuV/m	dBuV/m	dB	dBuV	dB/m	dB	dB																																
1	5366.85	53.90	74.00	-20.10	41.22	34.69	9.92	31.93	0.00	110	236	PEAK																											
Avg	<table border="1"> <thead> <tr> <th>Limit</th> <th>Read</th> <th>Ant</th> <th>Cable</th> <th>Preamp</th> <th>Aux</th> <th>APos</th> <th>TPos</th> </tr> <tr> <th>Freq</th> <th>Level</th> <th>Line</th> <th>Margin</th> <th>Level</th> <th>Factor</th> <th>Loss</th> <th>Factor</th> </tr> <tr> <th>MHz</th> <th>dBuV/m</th> <th>dBuV/m</th> <th>dB</th> <th>dBuV</th> <th>dB/m</th> <th>dB</th> <th>dB</th> </tr> </thead> <tbody> <tr> <td>1</td> <td>5452.17</td> <td>43.87</td> <td>54.00</td> <td>-10.13</td> <td>31.05</td> <td>34.00</td> <td>10.01</td> <td>31.99</td> <td>0.00</td> <td>110</td> <td>236</td> <td>AVERAGE</td> </tr> </tbody> </table>	Limit	Read	Ant	Cable	Preamp	Aux	APos	TPos	Freq	Level	Line	Margin	Level	Factor	Loss	Factor	MHz	dBuV/m	dBuV/m	dB	dBuV	dB/m	dB	dB	1	5452.17	43.87	54.00	-10.13	31.05	34.00	10.01	31.99	0.00	110	236	AVERAGE	Blank
Limit	Read	Ant	Cable	Preamp	Aux	APos	TPos																																
Freq	Level	Line	Margin	Level	Factor	Loss	Factor																																
MHz	dBuV/m	dBuV/m	dB	dBuV	dB/m	dB	dB																																
1	5452.17	43.87	54.00	-10.13	31.05	34.00	10.01	31.99	0.00	110	236	AVERAGE																											



Mode	19																																																																	
	Band Edge - L																																																																	
	U-NII-1_5.15-5.25_802.11n HT40_CH38_5190MHz																																																																	
ANT	10																																																																	
Pol.	Vertical	Fundamental																																																																
Peak	<table border="1"> <thead> <tr> <th>Limit</th> <th>Read</th> <th>Ant</th> <th>Cable</th> <th>Preamp</th> <th>Aux</th> <th>APos</th> <th>TPos</th> </tr> <tr> <th>Freq Level Line Margin</th> <th>Level Factor</th> <th>Loss Factor</th> <th>Loss Factor</th> <th>Factor</th> <th></th> <th></th> <th>Remark</th> </tr> <tr> <th>MHz dBuV/m dBuV/m dB</th> <th>dBuV dB/m</th> <th>dB</th> <th>dB</th> <th>dB</th> <th>dB</th> <th>cm</th> <th>deg</th> </tr> </thead> <tbody> <tr> <td>1 5142.10 55.94 74.00 -18.06</td> <td>43.86</td> <td>34.10</td> <td>9.78</td> <td>31.00</td> <td>0.00</td> <td>328</td> <td>35 PEAK</td> </tr> </tbody> </table>	Limit	Read	Ant	Cable	Preamp	Aux	APos	TPos	Freq Level Line Margin	Level Factor	Loss Factor	Loss Factor	Factor			Remark	MHz dBuV/m dBuV/m dB	dBuV dB/m	dB	dB	dB	dB	cm	deg	1 5142.10 55.94 74.00 -18.06	43.86	34.10	9.78	31.00	0.00	328	35 PEAK	<table border="1"> <thead> <tr> <th>Limit</th> <th>Read</th> <th>Ant</th> <th>Cable</th> <th>Preamp</th> <th>Aux</th> <th>APos</th> <th>TPos</th> </tr> <tr> <th>Freq Level Line Margin</th> <th>Level Factor</th> <th>Loss Factor</th> <th>Loss Factor</th> <th>Factor</th> <th></th> <th></th> <th>Remark</th> </tr> <tr> <th>MHz dBuV/m dBuV/m dB</th> <th>dBuV dB/m</th> <th>dB</th> <th>dB</th> <th>dB</th> <th>dB</th> <th>cm</th> <th>deg</th> </tr> </thead> <tbody> <tr> <td>1 5190.00 99.30</td> <td>87.21</td> <td>34.10</td> <td>9.82</td> <td>31.83</td> <td>0.00</td> <td>328</td> <td>35 PEAK</td> </tr> </tbody> </table>	Limit	Read	Ant	Cable	Preamp	Aux	APos	TPos	Freq Level Line Margin	Level Factor	Loss Factor	Loss Factor	Factor			Remark	MHz dBuV/m dBuV/m dB	dBuV dB/m	dB	dB	dB	dB	cm	deg	1 5190.00 99.30	87.21	34.10	9.82	31.83	0.00	328	35 PEAK
	Limit	Read	Ant	Cable	Preamp	Aux	APos	TPos																																																										
Freq Level Line Margin	Level Factor	Loss Factor	Loss Factor	Factor			Remark																																																											
MHz dBuV/m dBuV/m dB	dBuV dB/m	dB	dB	dB	dB	cm	deg																																																											
1 5142.10 55.94 74.00 -18.06	43.86	34.10	9.78	31.00	0.00	328	35 PEAK																																																											
Limit	Read	Ant	Cable	Preamp	Aux	APos	TPos																																																											
Freq Level Line Margin	Level Factor	Loss Factor	Loss Factor	Factor			Remark																																																											
MHz dBuV/m dBuV/m dB	dBuV dB/m	dB	dB	dB	dB	cm	deg																																																											
1 5190.00 99.30	87.21	34.10	9.82	31.83	0.00	328	35 PEAK																																																											
Avg	<table border="1"> <thead> <tr> <th>Limit</th> <th>Read</th> <th>Ant</th> <th>Cable</th> <th>Preamp</th> <th>Aux</th> <th>APos</th> <th>TPos</th> </tr> <tr> <th>Freq Level Line Margin</th> <th>Level Factor</th> <th>Loss Factor</th> <th>Loss Factor</th> <th>Factor</th> <th></th> <th></th> <th>Remark</th> </tr> <tr> <th>MHz dBuV/m dBuV/m dB</th> <th>dBuV dB/m</th> <th>dB</th> <th>dB</th> <th>dB</th> <th>dB</th> <th>cm</th> <th>deg</th> </tr> </thead> <tbody> <tr> <td>1 5149.40 45.49 54.00 -8.51</td> <td>33.40</td> <td>34.10</td> <td>9.79</td> <td>31.00</td> <td>0.00</td> <td>328</td> <td>35 AVERAGE</td> </tr> </tbody> </table>	Limit	Read	Ant	Cable	Preamp	Aux	APos	TPos	Freq Level Line Margin	Level Factor	Loss Factor	Loss Factor	Factor			Remark	MHz dBuV/m dBuV/m dB	dBuV dB/m	dB	dB	dB	dB	cm	deg	1 5149.40 45.49 54.00 -8.51	33.40	34.10	9.79	31.00	0.00	328	35 AVERAGE	<table border="1"> <thead> <tr> <th>Limit</th> <th>Read</th> <th>Ant</th> <th>Cable</th> <th>Preamp</th> <th>Aux</th> <th>APos</th> <th>TPos</th> </tr> <tr> <th>Freq Level Line Margin</th> <th>Level Factor</th> <th>Loss Factor</th> <th>Loss Factor</th> <th>Factor</th> <th></th> <th></th> <th>Remark</th> </tr> <tr> <th>MHz dBuV/m dBuV/m dB</th> <th>dBuV dB/m</th> <th>dB</th> <th>dB</th> <th>dB</th> <th>dB</th> <th>cm</th> <th>deg</th> </tr> </thead> <tbody> <tr> <td>1 5190.00 91.03</td> <td>78.93</td> <td>34.10</td> <td>9.83</td> <td>31.83</td> <td>0.00</td> <td>328</td> <td>35 AVERAGE</td> </tr> </tbody> </table>	Limit	Read	Ant	Cable	Preamp	Aux	APos	TPos	Freq Level Line Margin	Level Factor	Loss Factor	Loss Factor	Factor			Remark	MHz dBuV/m dBuV/m dB	dBuV dB/m	dB	dB	dB	dB	cm	deg	1 5190.00 91.03	78.93	34.10	9.83	31.83	0.00	328	35 AVERAGE
	Limit	Read	Ant	Cable	Preamp	Aux	APos	TPos																																																										
Freq Level Line Margin	Level Factor	Loss Factor	Loss Factor	Factor			Remark																																																											
MHz dBuV/m dBuV/m dB	dBuV dB/m	dB	dB	dB	dB	cm	deg																																																											
1 5149.40 45.49 54.00 -8.51	33.40	34.10	9.79	31.00	0.00	328	35 AVERAGE																																																											
Limit	Read	Ant	Cable	Preamp	Aux	APos	TPos																																																											
Freq Level Line Margin	Level Factor	Loss Factor	Loss Factor	Factor			Remark																																																											
MHz dBuV/m dBuV/m dB	dBuV dB/m	dB	dB	dB	dB	cm	deg																																																											
1 5190.00 91.03	78.93	34.10	9.83	31.83	0.00	328	35 AVERAGE																																																											



Mode	19																																							
	Band Edge - R																																							
	U-NII-1_5.15-5.25_802.11n HT40_CH38_5190MHz																																							
ANT	10																																							
Pol.	Vertical	Fundamental																																						
Peak	<table border="1"> <thead> <tr> <th>Limit</th> <th>Read</th> <th>Ant</th> <th>Cable</th> <th>Preamp</th> <th>Aux</th> <th>APos</th> <th>TPos</th> <th>Remark</th> </tr> <tr> <th>Freq</th> <th>Level</th> <th>Line</th> <th>Margin</th> <th>Level</th> <th>Factor</th> <th>Loss</th> <th>Factor</th> <th>Factor</th> </tr> <tr> <th>MHz</th> <th>dBuV/m</th> <th>dBuV/m</th> <th>dB</th> <th>dBuV</th> <th>dB/m</th> <th>dB</th> <th>dB</th> <th>cm</th> <th>deg</th> </tr> </thead> <tbody> <tr> <td>1 5432.19</td> <td>54.48</td> <td>74.00</td> <td>-19.52</td> <td>41.67</td> <td>34.80</td> <td>9.98</td> <td>31.97</td> <td>0.00</td> <td>328 35 PEAK</td> </tr> </tbody> </table>	Limit	Read	Ant	Cable	Preamp	Aux	APos	TPos	Remark	Freq	Level	Line	Margin	Level	Factor	Loss	Factor	Factor	MHz	dBuV/m	dBuV/m	dB	dBuV	dB/m	dB	dB	cm	deg	1 5432.19	54.48	74.00	-19.52	41.67	34.80	9.98	31.97	0.00	328 35 PEAK	Blank
Limit	Read	Ant	Cable	Preamp	Aux	APos	TPos	Remark																																
Freq	Level	Line	Margin	Level	Factor	Loss	Factor	Factor																																
MHz	dBuV/m	dBuV/m	dB	dBuV	dB/m	dB	dB	cm	deg																															
1 5432.19	54.48	74.00	-19.52	41.67	34.80	9.98	31.97	0.00	328 35 PEAK																															
Avg	<table border="1"> <thead> <tr> <th>Limit</th> <th>Read</th> <th>Ant</th> <th>Cable</th> <th>Preamp</th> <th>Aux</th> <th>APos</th> <th>TPos</th> <th>Remark</th> </tr> <tr> <th>Freq</th> <th>Level</th> <th>Line</th> <th>Margin</th> <th>Level</th> <th>Factor</th> <th>Loss</th> <th>Factor</th> <th>Factor</th> </tr> <tr> <th>MHz</th> <th>dBuV/m</th> <th>dBuV/m</th> <th>dB</th> <th>dBuV</th> <th>dB/m</th> <th>dB</th> <th>dB</th> <th>cm</th> <th>deg</th> </tr> </thead> <tbody> <tr> <td>1 5438.13</td> <td>43.55</td> <td>54.00</td> <td>-10.45</td> <td>30.74</td> <td>34.80</td> <td>9.99</td> <td>31.98</td> <td>0.00</td> <td>328 35 AVERAGE</td> </tr> </tbody> </table>	Limit	Read	Ant	Cable	Preamp	Aux	APos	TPos	Remark	Freq	Level	Line	Margin	Level	Factor	Loss	Factor	Factor	MHz	dBuV/m	dBuV/m	dB	dBuV	dB/m	dB	dB	cm	deg	1 5438.13	43.55	54.00	-10.45	30.74	34.80	9.99	31.98	0.00	328 35 AVERAGE	Blank
Limit	Read	Ant	Cable	Preamp	Aux	APos	TPos	Remark																																
Freq	Level	Line	Margin	Level	Factor	Loss	Factor	Factor																																
MHz	dBuV/m	dBuV/m	dB	dBuV	dB/m	dB	dB	cm	deg																															
1 5438.13	43.55	54.00	-10.45	30.74	34.80	9.99	31.98	0.00	328 35 AVERAGE																															



Mode	19																																																																									
	Harmonic																																																																									
	U-NII-1_5.15-5.25_802.11n HT40_CH38_5190MHz																																																																									
ANT	10																																																																									
Pol.	Horizontal	Vertical																																																																								
Peak Avg	<table border="1"> <thead> <tr> <th>Limit</th> <th>Read</th> <th>Ant</th> <th>Cable</th> <th>Preamp</th> <th>Aux</th> <th>APos</th> <th>TPos</th> <th>Remark</th> </tr> <tr> <th>Freq</th> <th>Level</th> <th>Line Margin</th> <th>Level Factor</th> <th>Loss Factor</th> <th>Factor</th> <th></th> <th></th> <th></th> </tr> <tr> <th>MHz</th> <th>dBuV/m</th> <th>dBuV/m</th> <th>dB</th> <th>dBuV</th> <th>dB/m</th> <th>dB</th> <th>dB</th> <th>dB</th> </tr> </thead> <tbody> <tr> <td>1 10380.00</td> <td>45.52</td> <td>68.30</td> <td>-22.78</td> <td>55.57</td> <td>37.65</td> <td>14.14</td> <td>61.84</td> <td>0.00 --- --- PEAK</td> </tr> </tbody> </table>	Limit	Read	Ant	Cable	Preamp	Aux	APos	TPos	Remark	Freq	Level	Line Margin	Level Factor	Loss Factor	Factor				MHz	dBuV/m	dBuV/m	dB	dBuV	dB/m	dB	dB	dB	1 10380.00	45.52	68.30	-22.78	55.57	37.65	14.14	61.84	0.00 --- --- PEAK	<table border="1"> <thead> <tr> <th>Limit</th> <th>Read</th> <th>Ant</th> <th>Cable</th> <th>Preamp</th> <th>Aux</th> <th>APos</th> <th>TPos</th> <th>Remark</th> </tr> <tr> <th>Freq</th> <th>Level</th> <th>Line Margin</th> <th>Level Factor</th> <th>Loss Factor</th> <th>Factor</th> <th></th> <th></th> <th></th> </tr> <tr> <th>MHz</th> <th>dBuV/m</th> <th>dBuV/m</th> <th>dB</th> <th>dBuV</th> <th>dB/m</th> <th>dB</th> <th>dB</th> <th>dB</th> </tr> </thead> <tbody> <tr> <td>1 10380.00</td> <td>45.59</td> <td>68.30</td> <td>-22.71</td> <td>55.64</td> <td>37.65</td> <td>14.14</td> <td>61.84</td> <td>0.00 --- --- PEAK</td> </tr> </tbody> </table>	Limit	Read	Ant	Cable	Preamp	Aux	APos	TPos	Remark	Freq	Level	Line Margin	Level Factor	Loss Factor	Factor				MHz	dBuV/m	dBuV/m	dB	dBuV	dB/m	dB	dB	dB	1 10380.00	45.59	68.30	-22.71	55.64	37.65	14.14	61.84	0.00 --- --- PEAK
Limit	Read	Ant	Cable	Preamp	Aux	APos	TPos	Remark																																																																		
Freq	Level	Line Margin	Level Factor	Loss Factor	Factor																																																																					
MHz	dBuV/m	dBuV/m	dB	dBuV	dB/m	dB	dB	dB																																																																		
1 10380.00	45.52	68.30	-22.78	55.57	37.65	14.14	61.84	0.00 --- --- PEAK																																																																		
Limit	Read	Ant	Cable	Preamp	Aux	APos	TPos	Remark																																																																		
Freq	Level	Line Margin	Level Factor	Loss Factor	Factor																																																																					
MHz	dBuV/m	dBuV/m	dB	dBuV	dB/m	dB	dB	dB																																																																		
1 10380.00	45.59	68.30	-22.71	55.64	37.65	14.14	61.84	0.00 --- --- PEAK																																																																		



Mode	20																																																																																	
	Band Edge - L																																																																																	
	U-NII-1_5.15-5.25_802.11n HT40_CH46_5230MHz																																																																																	
ANT	10																																																																																	
Pol.	Horizontal	Fundamental																																																																																
Peak	<table border="1"> <thead> <tr> <th>Limit</th> <th>Read</th> <th>Ant</th> <th>Cable</th> <th>Preamp</th> <th>Aux</th> <th>APos</th> <th>TPos</th> <th>Remark</th> </tr> <tr> <th>Freq</th> <th>Level</th> <th>Line</th> <th>Margin</th> <th>Level</th> <th>Factor</th> <th>Loss</th> <th>Factor</th> <th>Factor</th> </tr> <tr> <th>MHz</th> <th>dBuV/m</th> <th>dBuV/m</th> <th>dB</th> <th>dBuV</th> <th>dB/m</th> <th>dB</th> <th>dB</th> <th>dB</th> </tr> </thead> <tbody> <tr> <td>1</td> <td>5092.50</td> <td>55.75</td> <td>74.00</td> <td>-18.25</td> <td>43.69</td> <td>34.10</td> <td>9.71</td> <td>31.75</td> <td>0.00</td> <td>100</td> <td>235</td> <td>PEAK</td> </tr> </tbody> </table>	Limit	Read	Ant	Cable	Preamp	Aux	APos	TPos	Remark	Freq	Level	Line	Margin	Level	Factor	Loss	Factor	Factor	MHz	dBuV/m	dBuV/m	dB	dBuV	dB/m	dB	dB	dB	1	5092.50	55.75	74.00	-18.25	43.69	34.10	9.71	31.75	0.00	100	235	PEAK	<table border="1"> <thead> <tr> <th>Limit</th> <th>Read</th> <th>Ant</th> <th>Cable</th> <th>Preamp</th> <th>Aux</th> <th>APos</th> <th>TPos</th> <th>Remark</th> </tr> <tr> <th>Freq</th> <th>Level</th> <th>Line</th> <th>Margin</th> <th>Level</th> <th>Factor</th> <th>Loss</th> <th>Factor</th> <th>Factor</th> </tr> <tr> <th>MHz</th> <th>dBuV/m</th> <th>dBuV/m</th> <th>dB</th> <th>dBuV</th> <th>dB/m</th> <th>dB</th> <th>dB</th> <th>dB</th> </tr> </thead> <tbody> <tr> <td>1</td> <td>5230.00</td> <td>101.37</td> <td>-----</td> <td>-----</td> <td>89.15</td> <td>34.22</td> <td>9.85</td> <td>31.85</td> <td>0.00</td> <td>100</td> <td>235</td> <td>PEAK</td> </tr> </tbody> </table>	Limit	Read	Ant	Cable	Preamp	Aux	APos	TPos	Remark	Freq	Level	Line	Margin	Level	Factor	Loss	Factor	Factor	MHz	dBuV/m	dBuV/m	dB	dBuV	dB/m	dB	dB	dB	1	5230.00	101.37	-----	-----	89.15	34.22	9.85	31.85	0.00	100	235	PEAK
	Limit	Read	Ant	Cable	Preamp	Aux	APos	TPos	Remark																																																																									
Freq	Level	Line	Margin	Level	Factor	Loss	Factor	Factor																																																																										
MHz	dBuV/m	dBuV/m	dB	dBuV	dB/m	dB	dB	dB																																																																										
1	5092.50	55.75	74.00	-18.25	43.69	34.10	9.71	31.75	0.00	100	235	PEAK																																																																						
Limit	Read	Ant	Cable	Preamp	Aux	APos	TPos	Remark																																																																										
Freq	Level	Line	Margin	Level	Factor	Loss	Factor	Factor																																																																										
MHz	dBuV/m	dBuV/m	dB	dBuV	dB/m	dB	dB	dB																																																																										
1	5230.00	101.37	-----	-----	89.15	34.22	9.85	31.85	0.00	100	235	PEAK																																																																						
Avg	<table border="1"> <thead> <tr> <th>Limit</th> <th>Read</th> <th>Ant</th> <th>Cable</th> <th>Preamp</th> <th>Aux</th> <th>APos</th> <th>TPos</th> <th>Remark</th> </tr> <tr> <th>Freq</th> <th>Level</th> <th>Line</th> <th>Margin</th> <th>Level</th> <th>Factor</th> <th>Loss</th> <th>Factor</th> <th>Factor</th> </tr> <tr> <th>MHz</th> <th>dBuV/m</th> <th>dBuV/m</th> <th>dB</th> <th>dBuV</th> <th>dB/m</th> <th>dB</th> <th>dB</th> <th>dB</th> </tr> </thead> <tbody> <tr> <td>1</td> <td>5089.01</td> <td>44.56</td> <td>54.00</td> <td>-9.44</td> <td>32.50</td> <td>34.10</td> <td>9.73</td> <td>31.77</td> <td>0.00</td> <td>100</td> <td>235</td> <td>AVERAGE</td> </tr> </tbody> </table>	Limit	Read	Ant	Cable	Preamp	Aux	APos	TPos	Remark	Freq	Level	Line	Margin	Level	Factor	Loss	Factor	Factor	MHz	dBuV/m	dBuV/m	dB	dBuV	dB/m	dB	dB	dB	1	5089.01	44.56	54.00	-9.44	32.50	34.10	9.73	31.77	0.00	100	235	AVERAGE	<table border="1"> <thead> <tr> <th>Limit</th> <th>Read</th> <th>Ant</th> <th>Cable</th> <th>Preamp</th> <th>Aux</th> <th>APos</th> <th>TPos</th> <th>Remark</th> </tr> <tr> <th>Freq</th> <th>Level</th> <th>Line</th> <th>Margin</th> <th>Level</th> <th>Factor</th> <th>Loss</th> <th>Factor</th> <th>Factor</th> </tr> <tr> <th>MHz</th> <th>dBuV/m</th> <th>dBuV/m</th> <th>dB</th> <th>dBuV</th> <th>dB/m</th> <th>dB</th> <th>dB</th> <th>dB</th> </tr> </thead> <tbody> <tr> <td>1</td> <td>5230.00</td> <td>92.82</td> <td>-----</td> <td>-----</td> <td>80.58</td> <td>34.25</td> <td>9.85</td> <td>31.86</td> <td>0.00</td> <td>100</td> <td>235</td> <td>AVERAGE</td> </tr> </tbody> </table>	Limit	Read	Ant	Cable	Preamp	Aux	APos	TPos	Remark	Freq	Level	Line	Margin	Level	Factor	Loss	Factor	Factor	MHz	dBuV/m	dBuV/m	dB	dBuV	dB/m	dB	dB	dB	1	5230.00	92.82	-----	-----	80.58	34.25	9.85	31.86	0.00	100	235	AVERAGE
Limit	Read	Ant	Cable	Preamp	Aux	APos	TPos	Remark																																																																										
Freq	Level	Line	Margin	Level	Factor	Loss	Factor	Factor																																																																										
MHz	dBuV/m	dBuV/m	dB	dBuV	dB/m	dB	dB	dB																																																																										
1	5089.01	44.56	54.00	-9.44	32.50	34.10	9.73	31.77	0.00	100	235	AVERAGE																																																																						
Limit	Read	Ant	Cable	Preamp	Aux	APos	TPos	Remark																																																																										
Freq	Level	Line	Margin	Level	Factor	Loss	Factor	Factor																																																																										
MHz	dBuV/m	dBuV/m	dB	dBuV	dB/m	dB	dB	dB																																																																										
1	5230.00	92.82	-----	-----	80.58	34.25	9.85	31.86	0.00	100	235	AVERAGE																																																																						



Mode	20																																													
	Band Edge - R																																													
	U-NII-1_5.15-5.25_802.11n HT40_CH46_5230MHz																																													
ANT	10																																													
Pol.	Horizontal	Fundamental																																												
Peak	<table border="1"> <thead> <tr> <th>Limit</th> <th>Read</th> <th>Ant</th> <th>Cable</th> <th>Preamp</th> <th>Aux</th> <th>APos</th> <th>TPos</th> <th>Remark</th> </tr> <tr> <th>Freq</th> <th>Level</th> <th>Line</th> <th>Margin</th> <th>Level</th> <th>Factor</th> <th>Loss</th> <th>Factor</th> <th>Factor</th> <th>cm</th> <th>deg</th> </tr> <tr> <th>MHz</th> <th>dBuV/m</th> <th>dBuV/m</th> <th>dB</th> <th>dBuV</th> <th>dB/m</th> <th>dB</th> <th>dB</th> <th>dB</th> <th>cm</th> <th>deg</th> </tr> </thead> <tbody> <tr> <td>1</td> <td>5419.98</td> <td>54.52</td> <td>74.00</td> <td>-19.48</td> <td>41.72</td> <td>34.80</td> <td>9.97</td> <td>31.97</td> <td>0.00</td> <td>100</td> <td>235</td> <td>PEAK</td> </tr> </tbody> </table>	Limit	Read	Ant	Cable	Preamp	Aux	APos	TPos	Remark	Freq	Level	Line	Margin	Level	Factor	Loss	Factor	Factor	cm	deg	MHz	dBuV/m	dBuV/m	dB	dBuV	dB/m	dB	dB	dB	cm	deg	1	5419.98	54.52	74.00	-19.48	41.72	34.80	9.97	31.97	0.00	100	235	PEAK	Blank
Limit	Read	Ant	Cable	Preamp	Aux	APos	TPos	Remark																																						
Freq	Level	Line	Margin	Level	Factor	Loss	Factor	Factor	cm	deg																																				
MHz	dBuV/m	dBuV/m	dB	dBuV	dB/m	dB	dB	dB	cm	deg																																				
1	5419.98	54.52	74.00	-19.48	41.72	34.80	9.97	31.97	0.00	100	235	PEAK																																		
Avg	<table border="1"> <thead> <tr> <th>Limit</th> <th>Read</th> <th>Ant</th> <th>Cable</th> <th>Preamp</th> <th>Aux</th> <th>APos</th> <th>TPos</th> <th>Remark</th> </tr> <tr> <th>Freq</th> <th>Level</th> <th>Line</th> <th>Margin</th> <th>Level</th> <th>Factor</th> <th>Loss</th> <th>Factor</th> <th>Factor</th> <th>cm</th> <th>deg</th> </tr> <tr> <th>MHz</th> <th>dBuV/m</th> <th>dBuV/m</th> <th>dB</th> <th>dBuV</th> <th>dB/m</th> <th>dB</th> <th>dB</th> <th>dB</th> <th>cm</th> <th>deg</th> </tr> </thead> <tbody> <tr> <td>1</td> <td>5458.62</td> <td>44.10</td> <td>54.00</td> <td>-9.90</td> <td>31.27</td> <td>34.80</td> <td>10.02</td> <td>31.99</td> <td>0.00</td> <td>100</td> <td>235</td> <td>AVERAGE</td> </tr> </tbody> </table>	Limit	Read	Ant	Cable	Preamp	Aux	APos	TPos	Remark	Freq	Level	Line	Margin	Level	Factor	Loss	Factor	Factor	cm	deg	MHz	dBuV/m	dBuV/m	dB	dBuV	dB/m	dB	dB	dB	cm	deg	1	5458.62	44.10	54.00	-9.90	31.27	34.80	10.02	31.99	0.00	100	235	AVERAGE	Blank
Limit	Read	Ant	Cable	Preamp	Aux	APos	TPos	Remark																																						
Freq	Level	Line	Margin	Level	Factor	Loss	Factor	Factor	cm	deg																																				
MHz	dBuV/m	dBuV/m	dB	dBuV	dB/m	dB	dB	dB	cm	deg																																				
1	5458.62	44.10	54.00	-9.90	31.27	34.80	10.02	31.99	0.00	100	235	AVERAGE																																		





Mode	20																																																																																											
	Band Edge - L																																																																																											
	U-NII-1_5.15-5.25_802.11n HT40_CH46_5230MHz																																																																																											
ANT	10																																																																																											
Pol.	Vertical	Fundamental																																																																																										
Peak	<table border="1"> <thead> <tr> <th>Limit</th> <th>Read</th> <th>Ant</th> <th>Cable</th> <th>Preamp</th> <th>Aux</th> <th>APos</th> <th>TPos</th> <th>Remark</th> </tr> <tr> <th>Freq</th> <th>Level</th> <th>Line</th> <th>Margin</th> <th>Level</th> <th>Factor</th> <th>Loss</th> <th>Factor</th> <th>Factor</th> </tr> <tr> <th>MHz</th> <th>dBuV/m</th> <th>dBuV/m</th> <th>dB</th> <th>dBuV</th> <th>dB/m</th> <th>dB</th> <th>dB</th> <th>dB</th> </tr> </thead> <tbody> <tr> <td>1 5039.10</td> <td>55.37</td> <td>74.00</td> <td>-18.63</td> <td>43.32</td> <td>34.10</td> <td>9.69</td> <td>31.74</td> <td>0.00</td> </tr> <tr> <td></td> <td></td> <td></td> <td></td> <td></td> <td></td> <td></td> <td></td> <td>303 30 PEAK</td> </tr> </tbody> </table>	Limit	Read	Ant	Cable	Preamp	Aux	APos	TPos	Remark	Freq	Level	Line	Margin	Level	Factor	Loss	Factor	Factor	MHz	dBuV/m	dBuV/m	dB	dBuV	dB/m	dB	dB	dB	1 5039.10	55.37	74.00	-18.63	43.32	34.10	9.69	31.74	0.00									303 30 PEAK	<table border="1"> <thead> <tr> <th>Limit</th> <th>Read</th> <th>Ant</th> <th>Cable</th> <th>Preamp</th> <th>Aux</th> <th>APos</th> <th>TPos</th> <th>Remark</th> </tr> <tr> <th>Freq</th> <th>Level</th> <th>Line</th> <th>Margin</th> <th>Level</th> <th>Factor</th> <th>Loss</th> <th>Factor</th> <th>Factor</th> </tr> <tr> <th>MHz</th> <th>dBuV/m</th> <th>dBuV/m</th> <th>dB</th> <th>dBuV</th> <th>dB/m</th> <th>dB</th> <th>dB</th> <th>dB</th> </tr> </thead> <tbody> <tr> <td>1 5230.00</td> <td>101.70</td> <td>-----</td> <td>-----</td> <td>89.46</td> <td>34.25</td> <td>9.85</td> <td>31.86</td> <td>0.00</td> </tr> <tr> <td></td> <td></td> <td></td> <td></td> <td></td> <td></td> <td></td> <td></td> <td>303 30 PEAK</td> </tr> </tbody> </table>	Limit	Read	Ant	Cable	Preamp	Aux	APos	TPos	Remark	Freq	Level	Line	Margin	Level	Factor	Loss	Factor	Factor	MHz	dBuV/m	dBuV/m	dB	dBuV	dB/m	dB	dB	dB	1 5230.00	101.70	-----	-----	89.46	34.25	9.85	31.86	0.00									303 30 PEAK
	Limit	Read	Ant	Cable	Preamp	Aux	APos	TPos	Remark																																																																																			
Freq	Level	Line	Margin	Level	Factor	Loss	Factor	Factor																																																																																				
MHz	dBuV/m	dBuV/m	dB	dBuV	dB/m	dB	dB	dB																																																																																				
1 5039.10	55.37	74.00	-18.63	43.32	34.10	9.69	31.74	0.00																																																																																				
								303 30 PEAK																																																																																				
Limit	Read	Ant	Cable	Preamp	Aux	APos	TPos	Remark																																																																																				
Freq	Level	Line	Margin	Level	Factor	Loss	Factor	Factor																																																																																				
MHz	dBuV/m	dBuV/m	dB	dBuV	dB/m	dB	dB	dB																																																																																				
1 5230.00	101.70	-----	-----	89.46	34.25	9.85	31.86	0.00																																																																																				
								303 30 PEAK																																																																																				
Avg	<table border="1"> <thead> <tr> <th>Limit</th> <th>Read</th> <th>Ant</th> <th>Cable</th> <th>Preamp</th> <th>Aux</th> <th>APos</th> <th>TPos</th> <th>Remark</th> </tr> <tr> <th>Freq</th> <th>Level</th> <th>Line</th> <th>Margin</th> <th>Level</th> <th>Factor</th> <th>Loss</th> <th>Factor</th> <th>Factor</th> </tr> <tr> <th>MHz</th> <th>dBuV/m</th> <th>dBuV/m</th> <th>dB</th> <th>dBuV</th> <th>dB/m</th> <th>dB</th> <th>dB</th> <th>dB</th> </tr> </thead> <tbody> <tr> <td>1 5128.00</td> <td>44.48</td> <td>54.00</td> <td>-9.52</td> <td>32.40</td> <td>34.10</td> <td>9.77</td> <td>31.79</td> <td>0.00</td> </tr> <tr> <td></td> <td></td> <td></td> <td></td> <td></td> <td></td> <td></td> <td></td> <td>303 30 AVERAGE</td> </tr> </tbody> </table>	Limit	Read	Ant	Cable	Preamp	Aux	APos	TPos	Remark	Freq	Level	Line	Margin	Level	Factor	Loss	Factor	Factor	MHz	dBuV/m	dBuV/m	dB	dBuV	dB/m	dB	dB	dB	1 5128.00	44.48	54.00	-9.52	32.40	34.10	9.77	31.79	0.00									303 30 AVERAGE	<table border="1"> <thead> <tr> <th>Limit</th> <th>Read</th> <th>Ant</th> <th>Cable</th> <th>Preamp</th> <th>Aux</th> <th>APos</th> <th>TPos</th> <th>Remark</th> </tr> <tr> <th>Freq</th> <th>Level</th> <th>Line</th> <th>Margin</th> <th>Level</th> <th>Factor</th> <th>Loss</th> <th>Factor</th> <th>Factor</th> </tr> <tr> <th>MHz</th> <th>dBuV/m</th> <th>dBuV/m</th> <th>dB</th> <th>dBuV</th> <th>dB/m</th> <th>dB</th> <th>dB</th> <th>dB</th> </tr> </thead> <tbody> <tr> <td>1 5230.00</td> <td>93.43</td> <td>-----</td> <td>-----</td> <td>81.21</td> <td>34.22</td> <td>9.85</td> <td>31.85</td> <td>0.00</td> </tr> <tr> <td></td> <td></td> <td></td> <td></td> <td></td> <td></td> <td></td> <td></td> <td>303 30 AVERAGE</td> </tr> </tbody> </table>	Limit	Read	Ant	Cable	Preamp	Aux	APos	TPos	Remark	Freq	Level	Line	Margin	Level	Factor	Loss	Factor	Factor	MHz	dBuV/m	dBuV/m	dB	dBuV	dB/m	dB	dB	dB	1 5230.00	93.43	-----	-----	81.21	34.22	9.85	31.85	0.00									303 30 AVERAGE
Limit	Read	Ant	Cable	Preamp	Aux	APos	TPos	Remark																																																																																				
Freq	Level	Line	Margin	Level	Factor	Loss	Factor	Factor																																																																																				
MHz	dBuV/m	dBuV/m	dB	dBuV	dB/m	dB	dB	dB																																																																																				
1 5128.00	44.48	54.00	-9.52	32.40	34.10	9.77	31.79	0.00																																																																																				
								303 30 AVERAGE																																																																																				
Limit	Read	Ant	Cable	Preamp	Aux	APos	TPos	Remark																																																																																				
Freq	Level	Line	Margin	Level	Factor	Loss	Factor	Factor																																																																																				
MHz	dBuV/m	dBuV/m	dB	dBuV	dB/m	dB	dB	dB																																																																																				
1 5230.00	93.43	-----	-----	81.21	34.22	9.85	31.85	0.00																																																																																				
								303 30 AVERAGE																																																																																				



Mode	20																																											
	Band Edge - R																																											
	U-NII-1_5.15-5.25_802.11n HT40_CH46_5230MHz																																											
ANT	10																																											
Pol.	Vertical	Fundamental																																										
Peak	<table border="1"> <thead> <tr> <th>Limit</th> <th>Read</th> <th>Ant</th> <th>Cable</th> <th>Preamp</th> <th>Aux</th> <th>APos</th> <th>TPos</th> <th>Remark</th> </tr> <tr> <th>Freq</th> <th>Level</th> <th>Line</th> <th>Margin</th> <th>Level</th> <th>Factor</th> <th>Loss</th> <th>Factor</th> <th>Factor</th> <th>cm</th> <th>deg</th> </tr> <tr> <th>MHz</th> <th>dBuV/m</th> <th>dBuV/m</th> <th>dB</th> <th>dBuV</th> <th>dB/m</th> <th>dB</th> <th>dB</th> <th>dB</th> <th>cm</th> <th>deg</th> </tr> </thead> <tbody> <tr> <td>1 5380.19</td> <td>54.02</td> <td>74.00</td> <td>-19.98</td> <td>41.30</td> <td>34.73</td> <td>9.93</td> <td>31.94</td> <td>0.00</td> <td>303</td> <td>30 PEAK</td> </tr> </tbody> </table>	Limit	Read	Ant	Cable	Preamp	Aux	APos	TPos	Remark	Freq	Level	Line	Margin	Level	Factor	Loss	Factor	Factor	cm	deg	MHz	dBuV/m	dBuV/m	dB	dBuV	dB/m	dB	dB	dB	cm	deg	1 5380.19	54.02	74.00	-19.98	41.30	34.73	9.93	31.94	0.00	303	30 PEAK	Blank
Limit	Read	Ant	Cable	Preamp	Aux	APos	TPos	Remark																																				
Freq	Level	Line	Margin	Level	Factor	Loss	Factor	Factor	cm	deg																																		
MHz	dBuV/m	dBuV/m	dB	dBuV	dB/m	dB	dB	dB	cm	deg																																		
1 5380.19	54.02	74.00	-19.98	41.30	34.73	9.93	31.94	0.00	303	30 PEAK																																		
Avg	<table border="1"> <thead> <tr> <th>Limit</th> <th>Read</th> <th>Ant</th> <th>Cable</th> <th>Preamp</th> <th>Aux</th> <th>APos</th> <th>TPos</th> <th>Remark</th> </tr> <tr> <th>Freq</th> <th>Level</th> <th>Line</th> <th>Margin</th> <th>Level</th> <th>Factor</th> <th>Loss</th> <th>Factor</th> <th>Factor</th> <th>cm</th> <th>deg</th> </tr> <tr> <th>MHz</th> <th>dBuV/m</th> <th>dBuV/m</th> <th>dB</th> <th>dBuV</th> <th>dB/m</th> <th>dB</th> <th>dB</th> <th>dB</th> <th>cm</th> <th>deg</th> </tr> </thead> <tbody> <tr> <td>1 5350.52</td> <td>43.58</td> <td>54.00</td> <td>-10.42</td> <td>30.94</td> <td>34.65</td> <td>9.91</td> <td>31.92</td> <td>0.00</td> <td>303</td> <td>30 AVERAGE</td> </tr> </tbody> </table>	Limit	Read	Ant	Cable	Preamp	Aux	APos	TPos	Remark	Freq	Level	Line	Margin	Level	Factor	Loss	Factor	Factor	cm	deg	MHz	dBuV/m	dBuV/m	dB	dBuV	dB/m	dB	dB	dB	cm	deg	1 5350.52	43.58	54.00	-10.42	30.94	34.65	9.91	31.92	0.00	303	30 AVERAGE	Blank
Limit	Read	Ant	Cable	Preamp	Aux	APos	TPos	Remark																																				
Freq	Level	Line	Margin	Level	Factor	Loss	Factor	Factor	cm	deg																																		
MHz	dBuV/m	dBuV/m	dB	dBuV	dB/m	dB	dB	dB	cm	deg																																		
1 5350.52	43.58	54.00	-10.42	30.94	34.65	9.91	31.92	0.00	303	30 AVERAGE																																		



Mode	20																																																																																											
	Harmonic																																																																																											
	U-NII-1_5.15-5.25_802.11n HT40_CH46_5230MHz																																																																																											
ANT	10																																																																																											
Pol.	Horizontal	Vertical																																																																																										
Peak Avg	<table border="1"> <thead> <tr> <th>Limit</th> <th>Read</th> <th>Ant</th> <th>Cable</th> <th>Preamp</th> <th>Aux</th> <th>APos</th> <th>TPos</th> <th>Remark</th> </tr> <tr> <th>Freq</th> <th>Level</th> <th>Line Margin</th> <th>Level Factor</th> <th>Loss Factor</th> <th>Factor</th> <th></th> <th></th> <th></th> </tr> <tr> <th>MHz</th> <th>dBuV/m</th> <th>dBuV/m</th> <th>dB</th> <th>dBuV</th> <th>dB/m</th> <th>dB</th> <th>dB</th> <th>dB</th> </tr> </thead> <tbody> <tr> <td>1 10460.00</td> <td>46.29</td> <td>68.30</td> <td>-22.01</td> <td>56.11</td> <td>37.68</td> <td>14.20</td> <td>61.70</td> <td>0.00</td> </tr> <tr> <td></td> <td></td> <td></td> <td></td> <td></td> <td></td> <td></td> <td></td> <td>--- PEAK</td> </tr> </tbody> </table>	Limit	Read	Ant	Cable	Preamp	Aux	APos	TPos	Remark	Freq	Level	Line Margin	Level Factor	Loss Factor	Factor				MHz	dBuV/m	dBuV/m	dB	dBuV	dB/m	dB	dB	dB	1 10460.00	46.29	68.30	-22.01	56.11	37.68	14.20	61.70	0.00									--- PEAK	<table border="1"> <thead> <tr> <th>Limit</th> <th>Read</th> <th>Ant</th> <th>Cable</th> <th>Preamp</th> <th>Aux</th> <th>APos</th> <th>TPos</th> <th>Remark</th> </tr> <tr> <th>Freq</th> <th>Level</th> <th>Line Margin</th> <th>Level Factor</th> <th>Loss Factor</th> <th>Factor</th> <th></th> <th></th> <th></th> </tr> <tr> <th>MHz</th> <th>dBuV/m</th> <th>dBuV/m</th> <th>dB</th> <th>dBuV</th> <th>dB/m</th> <th>dB</th> <th>dB</th> <th>dB</th> </tr> </thead> <tbody> <tr> <td>1 10460.00</td> <td>45.23</td> <td>68.30</td> <td>-23.07</td> <td>55.05</td> <td>37.68</td> <td>14.20</td> <td>61.70</td> <td>0.00</td> </tr> <tr> <td></td> <td></td> <td></td> <td></td> <td></td> <td></td> <td></td> <td></td> <td>--- PEAK</td> </tr> </tbody> </table>	Limit	Read	Ant	Cable	Preamp	Aux	APos	TPos	Remark	Freq	Level	Line Margin	Level Factor	Loss Factor	Factor				MHz	dBuV/m	dBuV/m	dB	dBuV	dB/m	dB	dB	dB	1 10460.00	45.23	68.30	-23.07	55.05	37.68	14.20	61.70	0.00									--- PEAK
Limit	Read	Ant	Cable	Preamp	Aux	APos	TPos	Remark																																																																																				
Freq	Level	Line Margin	Level Factor	Loss Factor	Factor																																																																																							
MHz	dBuV/m	dBuV/m	dB	dBuV	dB/m	dB	dB	dB																																																																																				
1 10460.00	46.29	68.30	-22.01	56.11	37.68	14.20	61.70	0.00																																																																																				
								--- PEAK																																																																																				
Limit	Read	Ant	Cable	Preamp	Aux	APos	TPos	Remark																																																																																				
Freq	Level	Line Margin	Level Factor	Loss Factor	Factor																																																																																							
MHz	dBuV/m	dBuV/m	dB	dBuV	dB/m	dB	dB	dB																																																																																				
1 10460.00	45.23	68.30	-23.07	55.05	37.68	14.20	61.70	0.00																																																																																				
								--- PEAK																																																																																				



Mode	21																																																																																	
	Band Edge - L																																																																																	
	U-NII-2A_5.25-5.35_802.11n HT40_CH54_5270MHz																																																																																	
ANT	10																																																																																	
Pol.	Horizontal	Fundamental																																																																																
Peak	<table border="1"> <thead> <tr> <th>Limit</th> <th>Read</th> <th>Ant</th> <th>Cable</th> <th>Preamp</th> <th>Aux</th> <th>APos</th> <th>TPos</th> <th>Remark</th> </tr> <tr> <th>Freq</th> <th>Level</th> <th>Line</th> <th>Margin</th> <th>Level</th> <th>Factor</th> <th>Loss</th> <th>Factor</th> <th>Factor</th> </tr> <tr> <th>MHz</th> <th>dBuV/m</th> <th>dBuV/m</th> <th>dB</th> <th>dBuV</th> <th>dB/m</th> <th>dB</th> <th>dB</th> <th>dB</th> </tr> </thead> <tbody> <tr> <td>1</td> <td>5079.11</td> <td>54.95</td> <td>74.00</td> <td>-19.05</td> <td>42.89</td> <td>34.10</td> <td>9.72</td> <td>31.76</td> <td>0.00</td> <td>100</td> <td>234</td> <td>PEAK</td> </tr> </tbody> </table>	Limit	Read	Ant	Cable	Preamp	Aux	APos	TPos	Remark	Freq	Level	Line	Margin	Level	Factor	Loss	Factor	Factor	MHz	dBuV/m	dBuV/m	dB	dBuV	dB/m	dB	dB	dB	1	5079.11	54.95	74.00	-19.05	42.89	34.10	9.72	31.76	0.00	100	234	PEAK	<table border="1"> <thead> <tr> <th>Limit</th> <th>Read</th> <th>Ant</th> <th>Cable</th> <th>Preamp</th> <th>Aux</th> <th>APos</th> <th>TPos</th> <th>Remark</th> </tr> <tr> <th>Freq</th> <th>Level</th> <th>Line</th> <th>Margin</th> <th>Level</th> <th>Factor</th> <th>Loss</th> <th>Factor</th> <th>Factor</th> </tr> <tr> <th>MHz</th> <th>dBuV/m</th> <th>dBuV/m</th> <th>dB</th> <th>dBuV</th> <th>dB/m</th> <th>dB</th> <th>dB</th> <th>dB</th> </tr> </thead> <tbody> <tr> <td>1</td> <td>5270.00</td> <td>102.10</td> <td>-----</td> <td>-----</td> <td>89.74</td> <td>34.36</td> <td>9.87</td> <td>31.87</td> <td>0.00</td> <td>100</td> <td>234</td> <td>PEAK</td> </tr> </tbody> </table>	Limit	Read	Ant	Cable	Preamp	Aux	APos	TPos	Remark	Freq	Level	Line	Margin	Level	Factor	Loss	Factor	Factor	MHz	dBuV/m	dBuV/m	dB	dBuV	dB/m	dB	dB	dB	1	5270.00	102.10	-----	-----	89.74	34.36	9.87	31.87	0.00	100	234	PEAK
	Limit	Read	Ant	Cable	Preamp	Aux	APos	TPos	Remark																																																																									
Freq	Level	Line	Margin	Level	Factor	Loss	Factor	Factor																																																																										
MHz	dBuV/m	dBuV/m	dB	dBuV	dB/m	dB	dB	dB																																																																										
1	5079.11	54.95	74.00	-19.05	42.89	34.10	9.72	31.76	0.00	100	234	PEAK																																																																						
Limit	Read	Ant	Cable	Preamp	Aux	APos	TPos	Remark																																																																										
Freq	Level	Line	Margin	Level	Factor	Loss	Factor	Factor																																																																										
MHz	dBuV/m	dBuV/m	dB	dBuV	dB/m	dB	dB	dB																																																																										
1	5270.00	102.10	-----	-----	89.74	34.36	9.87	31.87	0.00	100	234	PEAK																																																																						
Avg	<table border="1"> <thead> <tr> <th>Limit</th> <th>Read</th> <th>Ant</th> <th>Cable</th> <th>Preamp</th> <th>Aux</th> <th>APos</th> <th>TPos</th> <th>Remark</th> </tr> <tr> <th>Freq</th> <th>Level</th> <th>Line</th> <th>Margin</th> <th>Level</th> <th>Factor</th> <th>Loss</th> <th>Factor</th> <th>Factor</th> </tr> <tr> <th>MHz</th> <th>dBuV/m</th> <th>dBuV/m</th> <th>dB</th> <th>dBuV</th> <th>dB/m</th> <th>dB</th> <th>dB</th> <th>dB</th> </tr> </thead> <tbody> <tr> <td>1</td> <td>5025.11</td> <td>44.58</td> <td>54.00</td> <td>-9.42</td> <td>32.53</td> <td>34.10</td> <td>9.68</td> <td>31.73</td> <td>0.00</td> <td>100</td> <td>234</td> <td>AVERAGE</td> </tr> </tbody> </table>	Limit	Read	Ant	Cable	Preamp	Aux	APos	TPos	Remark	Freq	Level	Line	Margin	Level	Factor	Loss	Factor	Factor	MHz	dBuV/m	dBuV/m	dB	dBuV	dB/m	dB	dB	dB	1	5025.11	44.58	54.00	-9.42	32.53	34.10	9.68	31.73	0.00	100	234	AVERAGE	<table border="1"> <thead> <tr> <th>Limit</th> <th>Read</th> <th>Ant</th> <th>Cable</th> <th>Preamp</th> <th>Aux</th> <th>APos</th> <th>TPos</th> <th>Remark</th> </tr> <tr> <th>Freq</th> <th>Level</th> <th>Line</th> <th>Margin</th> <th>Level</th> <th>Factor</th> <th>Loss</th> <th>Factor</th> <th>Factor</th> </tr> <tr> <th>MHz</th> <th>dBuV/m</th> <th>dBuV/m</th> <th>dB</th> <th>dBuV</th> <th>dB/m</th> <th>dB</th> <th>dB</th> <th>dB</th> </tr> </thead> <tbody> <tr> <td>1</td> <td>5270.00</td> <td>93.24</td> <td>-----</td> <td>-----</td> <td>80.86</td> <td>34.39</td> <td>9.87</td> <td>31.88</td> <td>0.00</td> <td>100</td> <td>234</td> <td>AVERAGE</td> </tr> </tbody> </table>	Limit	Read	Ant	Cable	Preamp	Aux	APos	TPos	Remark	Freq	Level	Line	Margin	Level	Factor	Loss	Factor	Factor	MHz	dBuV/m	dBuV/m	dB	dBuV	dB/m	dB	dB	dB	1	5270.00	93.24	-----	-----	80.86	34.39	9.87	31.88	0.00	100	234	AVERAGE
Limit	Read	Ant	Cable	Preamp	Aux	APos	TPos	Remark																																																																										
Freq	Level	Line	Margin	Level	Factor	Loss	Factor	Factor																																																																										
MHz	dBuV/m	dBuV/m	dB	dBuV	dB/m	dB	dB	dB																																																																										
1	5025.11	44.58	54.00	-9.42	32.53	34.10	9.68	31.73	0.00	100	234	AVERAGE																																																																						
Limit	Read	Ant	Cable	Preamp	Aux	APos	TPos	Remark																																																																										
Freq	Level	Line	Margin	Level	Factor	Loss	Factor	Factor																																																																										
MHz	dBuV/m	dBuV/m	dB	dBuV	dB/m	dB	dB	dB																																																																										
1	5270.00	93.24	-----	-----	80.86	34.39	9.87	31.88	0.00	100	234	AVERAGE																																																																						



Mode	21																																											
	Band Edge - R																																											
	U-NII-2A_5.25-5.35_802.11n HT40_CH54_5270MHz																																											
ANT	10																																											
Pol.	Horizontal	Fundamental																																										
Peak	<table border="1"> <thead> <tr> <th>Limit</th> <th>Read</th> <th>Ant</th> <th>Cable</th> <th>Preamp</th> <th>Aux</th> <th>APos</th> <th>TPos</th> <th>Remark</th> </tr> <tr> <th>Freq</th> <th>Level</th> <th>Line</th> <th>Margin</th> <th>Level</th> <th>Factor</th> <th>Loss</th> <th>Factor</th> <th>Factor</th> <th>cm</th> <th>deg</th> </tr> <tr> <th>MHz</th> <th>dBuV/m</th> <th>dBuV/m</th> <th>dB</th> <th>dBuV</th> <th>dB/m</th> <th>dB</th> <th>dB</th> <th>dB</th> <th>cm</th> <th>deg</th> </tr> </thead> <tbody> <tr> <td>1 5433.59</td> <td>54.29</td> <td>74.00</td> <td>-19.71</td> <td>41.47</td> <td>34.80</td> <td>9.99</td> <td>31.97</td> <td>0.00</td> <td>100</td> <td>234 PEAK</td> </tr> </tbody> </table>	Limit	Read	Ant	Cable	Preamp	Aux	APos	TPos	Remark	Freq	Level	Line	Margin	Level	Factor	Loss	Factor	Factor	cm	deg	MHz	dBuV/m	dBuV/m	dB	dBuV	dB/m	dB	dB	dB	cm	deg	1 5433.59	54.29	74.00	-19.71	41.47	34.80	9.99	31.97	0.00	100	234 PEAK	Blank
Limit	Read	Ant	Cable	Preamp	Aux	APos	TPos	Remark																																				
Freq	Level	Line	Margin	Level	Factor	Loss	Factor	Factor	cm	deg																																		
MHz	dBuV/m	dBuV/m	dB	dBuV	dB/m	dB	dB	dB	cm	deg																																		
1 5433.59	54.29	74.00	-19.71	41.47	34.80	9.99	31.97	0.00	100	234 PEAK																																		
Avg	<table border="1"> <thead> <tr> <th>Limit</th> <th>Read</th> <th>Ant</th> <th>Cable</th> <th>Preamp</th> <th>Aux</th> <th>APos</th> <th>TPos</th> <th>Remark</th> </tr> <tr> <th>Freq</th> <th>Level</th> <th>Line</th> <th>Margin</th> <th>Level</th> <th>Factor</th> <th>Loss</th> <th>Factor</th> <th>Factor</th> <th>cm</th> <th>deg</th> </tr> <tr> <th>MHz</th> <th>dBuV/m</th> <th>dBuV/m</th> <th>dB</th> <th>dBuV</th> <th>dB/m</th> <th>dB</th> <th>dB</th> <th>dB</th> <th>cm</th> <th>deg</th> </tr> </thead> <tbody> <tr> <td>1 5368.00</td> <td>44.35</td> <td>54.00</td> <td>-9.65</td> <td>31.67</td> <td>34.70</td> <td>9.92</td> <td>31.94</td> <td>0.00</td> <td>100</td> <td>234 AVERAGE</td> </tr> </tbody> </table>	Limit	Read	Ant	Cable	Preamp	Aux	APos	TPos	Remark	Freq	Level	Line	Margin	Level	Factor	Loss	Factor	Factor	cm	deg	MHz	dBuV/m	dBuV/m	dB	dBuV	dB/m	dB	dB	dB	cm	deg	1 5368.00	44.35	54.00	-9.65	31.67	34.70	9.92	31.94	0.00	100	234 AVERAGE	Blank
Limit	Read	Ant	Cable	Preamp	Aux	APos	TPos	Remark																																				
Freq	Level	Line	Margin	Level	Factor	Loss	Factor	Factor	cm	deg																																		
MHz	dBuV/m	dBuV/m	dB	dBuV	dB/m	dB	dB	dB	cm	deg																																		
1 5368.00	44.35	54.00	-9.65	31.67	34.70	9.92	31.94	0.00	100	234 AVERAGE																																		



Mode	21																																																																																							
	Band Edge - L																																																																																							
	U-NII-2A_5.25-5.35_802.11n HT40_CH54_5270MHz																																																																																							
ANT	10																																																																																							
Pol.	Vertical	Fundamental																																																																																						
Peak	<table border="1"> <thead> <tr> <th>Limit</th> <th>Read</th> <th>Ant</th> <th>Cable</th> <th>Preamp</th> <th>Aux</th> <th>APos</th> <th>TPos</th> <th>Remark</th> </tr> <tr> <th>Freq</th> <th>Level</th> <th>Line</th> <th>Margin</th> <th>Level</th> <th>Factor</th> <th>Loss</th> <th>Factor</th> <th>Factor</th> <th>cm</th> <th>deg</th> </tr> <tr> <th>MHz</th> <th>dBuV/m</th> <th>dBuV/m</th> <th>dB</th> <th>dBuV</th> <th>dB/m</th> <th>dB</th> <th>dB</th> <th>dB</th> <th>cm</th> <th>deg</th> </tr> </thead> <tbody> <tr> <td>1</td> <td>5055.35</td> <td>55.57</td> <td>74.00</td> <td>-18.43</td> <td>43.52</td> <td>34.10</td> <td>9.70</td> <td>31.75</td> <td>0.00</td> <td>375</td> <td>31 PEAK</td> </tr> </tbody> </table>	Limit	Read	Ant	Cable	Preamp	Aux	APos	TPos	Remark	Freq	Level	Line	Margin	Level	Factor	Loss	Factor	Factor	cm	deg	MHz	dBuV/m	dBuV/m	dB	dBuV	dB/m	dB	dB	dB	cm	deg	1	5055.35	55.57	74.00	-18.43	43.52	34.10	9.70	31.75	0.00	375	31 PEAK	<table border="1"> <thead> <tr> <th>Limit</th> <th>Read</th> <th>Ant</th> <th>Cable</th> <th>Preamp</th> <th>Aux</th> <th>APos</th> <th>TPos</th> <th>Remark</th> </tr> <tr> <th>Freq</th> <th>Level</th> <th>Line</th> <th>Margin</th> <th>Level</th> <th>Factor</th> <th>Loss</th> <th>Factor</th> <th>Factor</th> <th>cm</th> <th>deg</th> </tr> <tr> <th>MHz</th> <th>dBuV/m</th> <th>dBuV/m</th> <th>dB</th> <th>dBuV</th> <th>dB/m</th> <th>dB</th> <th>dB</th> <th>dB</th> <th>cm</th> <th>deg</th> </tr> </thead> <tbody> <tr> <td>1</td> <td>5270.00</td> <td>101.59</td> <td>-----</td> <td>-----</td> <td>89.23</td> <td>34.36</td> <td>9.87</td> <td>31.87</td> <td>0.00</td> <td>375</td> <td>31 PEAK</td> </tr> </tbody> </table>	Limit	Read	Ant	Cable	Preamp	Aux	APos	TPos	Remark	Freq	Level	Line	Margin	Level	Factor	Loss	Factor	Factor	cm	deg	MHz	dBuV/m	dBuV/m	dB	dBuV	dB/m	dB	dB	dB	cm	deg	1	5270.00	101.59	-----	-----	89.23	34.36	9.87	31.87	0.00	375	31 PEAK
	Limit	Read	Ant	Cable	Preamp	Aux	APos	TPos	Remark																																																																															
Freq	Level	Line	Margin	Level	Factor	Loss	Factor	Factor	cm	deg																																																																														
MHz	dBuV/m	dBuV/m	dB	dBuV	dB/m	dB	dB	dB	cm	deg																																																																														
1	5055.35	55.57	74.00	-18.43	43.52	34.10	9.70	31.75	0.00	375	31 PEAK																																																																													
Limit	Read	Ant	Cable	Preamp	Aux	APos	TPos	Remark																																																																																
Freq	Level	Line	Margin	Level	Factor	Loss	Factor	Factor	cm	deg																																																																														
MHz	dBuV/m	dBuV/m	dB	dBuV	dB/m	dB	dB	dB	cm	deg																																																																														
1	5270.00	101.59	-----	-----	89.23	34.36	9.87	31.87	0.00	375	31 PEAK																																																																													
Avg	<table border="1"> <thead> <tr> <th>Limit</th> <th>Read</th> <th>Ant</th> <th>Cable</th> <th>Preamp</th> <th>Aux</th> <th>APos</th> <th>TPos</th> <th>Remark</th> </tr> <tr> <th>Freq</th> <th>Level</th> <th>Line</th> <th>Margin</th> <th>Level</th> <th>Factor</th> <th>Loss</th> <th>Factor</th> <th>Factor</th> <th>cm</th> <th>deg</th> </tr> <tr> <th>MHz</th> <th>dBuV/m</th> <th>dBuV/m</th> <th>dB</th> <th>dBuV</th> <th>dB/m</th> <th>dB</th> <th>dB</th> <th>dB</th> <th>cm</th> <th>deg</th> </tr> </thead> <tbody> <tr> <td>1</td> <td>5085.32</td> <td>44.45</td> <td>54.00</td> <td>-9.55</td> <td>32.38</td> <td>34.10</td> <td>9.73</td> <td>31.76</td> <td>0.00</td> <td>375</td> <td>31 AVERAGE</td> </tr> </tbody> </table>	Limit	Read	Ant	Cable	Preamp	Aux	APos	TPos	Remark	Freq	Level	Line	Margin	Level	Factor	Loss	Factor	Factor	cm	deg	MHz	dBuV/m	dBuV/m	dB	dBuV	dB/m	dB	dB	dB	cm	deg	1	5085.32	44.45	54.00	-9.55	32.38	34.10	9.73	31.76	0.00	375	31 AVERAGE	<table border="1"> <thead> <tr> <th>Limit</th> <th>Read</th> <th>Ant</th> <th>Cable</th> <th>Preamp</th> <th>Aux</th> <th>APos</th> <th>TPos</th> <th>Remark</th> </tr> <tr> <th>Freq</th> <th>Level</th> <th>Line</th> <th>Margin</th> <th>Level</th> <th>Factor</th> <th>Loss</th> <th>Factor</th> <th>Factor</th> <th>cm</th> <th>deg</th> </tr> <tr> <th>MHz</th> <th>dBuV/m</th> <th>dBuV/m</th> <th>dB</th> <th>dBuV</th> <th>dB/m</th> <th>dB</th> <th>dB</th> <th>dB</th> <th>cm</th> <th>deg</th> </tr> </thead> <tbody> <tr> <td>1</td> <td>5270.00</td> <td>93.24</td> <td>-----</td> <td>-----</td> <td>80.86</td> <td>34.39</td> <td>9.87</td> <td>31.88</td> <td>0.00</td> <td>375</td> <td>31 AVERAGE</td> </tr> </tbody> </table>	Limit	Read	Ant	Cable	Preamp	Aux	APos	TPos	Remark	Freq	Level	Line	Margin	Level	Factor	Loss	Factor	Factor	cm	deg	MHz	dBuV/m	dBuV/m	dB	dBuV	dB/m	dB	dB	dB	cm	deg	1	5270.00	93.24	-----	-----	80.86	34.39	9.87	31.88	0.00	375	31 AVERAGE
Limit	Read	Ant	Cable	Preamp	Aux	APos	TPos	Remark																																																																																
Freq	Level	Line	Margin	Level	Factor	Loss	Factor	Factor	cm	deg																																																																														
MHz	dBuV/m	dBuV/m	dB	dBuV	dB/m	dB	dB	dB	cm	deg																																																																														
1	5085.32	44.45	54.00	-9.55	32.38	34.10	9.73	31.76	0.00	375	31 AVERAGE																																																																													
Limit	Read	Ant	Cable	Preamp	Aux	APos	TPos	Remark																																																																																
Freq	Level	Line	Margin	Level	Factor	Loss	Factor	Factor	cm	deg																																																																														
MHz	dBuV/m	dBuV/m	dB	dBuV	dB/m	dB	dB	dB	cm	deg																																																																														
1	5270.00	93.24	-----	-----	80.86	34.39	9.87	31.88	0.00	375	31 AVERAGE																																																																													



Mode	21																																		
	Band Edge - R																																		
	U-NII-2A_5.25-5.35_802.11n HT40_CH54_5270MHz																																		
ANT	10																																		
Pol.	Vertical	Fundamental																																	
Peak	<table border="1"> <thead> <tr> <th>Limit</th> <th>Read</th> <th>Ant</th> <th>Cable</th> <th>Preamp</th> <th>Aux</th> <th>APos</th> <th>TPos</th> <th>Remark</th> </tr> <tr> <th>Freq</th> <th>Level</th> <th>Line</th> <th>Margin</th> <th>Level</th> <th>Factor</th> <th>Loss</th> <th>Factor</th> <th>Factor</th> <th>cm</th> <th>deg</th> </tr> </thead> <tbody> <tr> <td>1</td> <td>5408.13</td> <td>54.82</td> <td>74.00</td> <td>-19.18</td> <td>42.03</td> <td>34.80</td> <td>9.95</td> <td>31.96</td> <td>0.00</td> <td>375</td> <td>31</td> <td>PEAK</td> </tr> </tbody> </table>	Limit	Read	Ant	Cable	Preamp	Aux	APos	TPos	Remark	Freq	Level	Line	Margin	Level	Factor	Loss	Factor	Factor	cm	deg	1	5408.13	54.82	74.00	-19.18	42.03	34.80	9.95	31.96	0.00	375	31	PEAK	Blank
Limit	Read	Ant	Cable	Preamp	Aux	APos	TPos	Remark																											
Freq	Level	Line	Margin	Level	Factor	Loss	Factor	Factor	cm	deg																									
1	5408.13	54.82	74.00	-19.18	42.03	34.80	9.95	31.96	0.00	375	31	PEAK																							
Avg	<table border="1"> <thead> <tr> <th>Limit</th> <th>Read</th> <th>Ant</th> <th>Cable</th> <th>Preamp</th> <th>Aux</th> <th>APos</th> <th>TPos</th> <th>Remark</th> </tr> <tr> <th>Freq</th> <th>Level</th> <th>Line</th> <th>Margin</th> <th>Level</th> <th>Factor</th> <th>Loss</th> <th>Factor</th> <th>Factor</th> <th>cm</th> <th>deg</th> </tr> </thead> <tbody> <tr> <td>1</td> <td>5367.85</td> <td>43.72</td> <td>54.00</td> <td>-10.28</td> <td>31.03</td> <td>34.70</td> <td>9.92</td> <td>31.93</td> <td>0.00</td> <td>375</td> <td>31</td> <td>AVERAGE</td> </tr> </tbody> </table>	Limit	Read	Ant	Cable	Preamp	Aux	APos	TPos	Remark	Freq	Level	Line	Margin	Level	Factor	Loss	Factor	Factor	cm	deg	1	5367.85	43.72	54.00	-10.28	31.03	34.70	9.92	31.93	0.00	375	31	AVERAGE	Blank
Limit	Read	Ant	Cable	Preamp	Aux	APos	TPos	Remark																											
Freq	Level	Line	Margin	Level	Factor	Loss	Factor	Factor	cm	deg																									
1	5367.85	43.72	54.00	-10.28	31.03	34.70	9.92	31.93	0.00	375	31	AVERAGE																							



Mode	21																																																																																	
	Harmonic																																																																																	
	U-NII-2A_5.25-5.35_802.11n HT40_CH54_5270MHz																																																																																	
ANT	10																																																																																	
Pol.	Horizontal	Vertical																																																																																
Peak Avg	<table border="1"> <thead> <tr> <th>Limit</th> <th>Read</th> <th>Ant</th> <th>Cable</th> <th>Preamp</th> <th>Aux</th> <th>APos</th> <th>TPos</th> <th>Remark</th> </tr> <tr> <th>Freq</th> <th>Level</th> <th>Line Margin</th> <th>Level Factor</th> <th>Loss Factor</th> <th>Factor</th> <th></th> <th></th> <th></th> </tr> <tr> <th>MHz</th> <th>dBuV/m</th> <th>dBuV/m</th> <th>dB</th> <th>dBuV</th> <th>dB/m</th> <th>dB</th> <th>dB</th> <th>cm</th> <th>deg</th> </tr> </thead> <tbody> <tr> <td>1 10540.00</td> <td>46.00</td> <td>68.30</td> <td>-22.30</td> <td>55.66</td> <td>37.72</td> <td>14.25</td> <td>61.63</td> <td>0.00</td> <td>---</td> <td>---</td> <td>PEAK</td> </tr> </tbody> </table>	Limit	Read	Ant	Cable	Preamp	Aux	APos	TPos	Remark	Freq	Level	Line Margin	Level Factor	Loss Factor	Factor				MHz	dBuV/m	dBuV/m	dB	dBuV	dB/m	dB	dB	cm	deg	1 10540.00	46.00	68.30	-22.30	55.66	37.72	14.25	61.63	0.00	---	---	PEAK	<table border="1"> <thead> <tr> <th>Limit</th> <th>Read</th> <th>Ant</th> <th>Cable</th> <th>Preamp</th> <th>Aux</th> <th>APos</th> <th>TPos</th> <th>Remark</th> </tr> <tr> <th>Freq</th> <th>Level</th> <th>Line Margin</th> <th>Level Factor</th> <th>Loss Factor</th> <th>Factor</th> <th></th> <th></th> <th></th> </tr> <tr> <th>MHz</th> <th>dBuV/m</th> <th>dBuV/m</th> <th>dB</th> <th>dBuV</th> <th>dB/m</th> <th>dB</th> <th>dB</th> <th>cm</th> <th>deg</th> </tr> </thead> <tbody> <tr> <td>1 10540.00</td> <td>46.02</td> <td>68.30</td> <td>-22.28</td> <td>55.68</td> <td>37.72</td> <td>14.25</td> <td>61.63</td> <td>0.00</td> <td>---</td> <td>---</td> <td>PEAK</td> </tr> </tbody> </table>	Limit	Read	Ant	Cable	Preamp	Aux	APos	TPos	Remark	Freq	Level	Line Margin	Level Factor	Loss Factor	Factor				MHz	dBuV/m	dBuV/m	dB	dBuV	dB/m	dB	dB	cm	deg	1 10540.00	46.02	68.30	-22.28	55.68	37.72	14.25	61.63	0.00	---	---	PEAK
Limit	Read	Ant	Cable	Preamp	Aux	APos	TPos	Remark																																																																										
Freq	Level	Line Margin	Level Factor	Loss Factor	Factor																																																																													
MHz	dBuV/m	dBuV/m	dB	dBuV	dB/m	dB	dB	cm	deg																																																																									
1 10540.00	46.00	68.30	-22.30	55.66	37.72	14.25	61.63	0.00	---	---	PEAK																																																																							
Limit	Read	Ant	Cable	Preamp	Aux	APos	TPos	Remark																																																																										
Freq	Level	Line Margin	Level Factor	Loss Factor	Factor																																																																													
MHz	dBuV/m	dBuV/m	dB	dBuV	dB/m	dB	dB	cm	deg																																																																									
1 10540.00	46.02	68.30	-22.28	55.68	37.72	14.25	61.63	0.00	---	---	PEAK																																																																							





Mode	22																																																																																	
	Band Edge - L																																																																																	
	U-NII-2A_5.25-5.35_802.11n HT40_CH62_5310MHz																																																																																	
ANT	10																																																																																	
Pol.	Horizontal	Fundamental																																																																																
Peak	<table border="1"> <thead> <tr> <th>Limit</th> <th>Read</th> <th>Ant</th> <th>Cable</th> <th>Preamp</th> <th>Aux</th> <th>APos</th> <th>TPos</th> <th>Remark</th> </tr> <tr> <th>Freq</th> <th>Level</th> <th>Line</th> <th>Margin</th> <th>Level</th> <th>Factor</th> <th>Loss</th> <th>Factor</th> <th>Factor</th> </tr> <tr> <th>MHz</th> <th>dBuV/m</th> <th>dBuV/m</th> <th>dB</th> <th>dBuV</th> <th>dB/m</th> <th>dB</th> <th>dB</th> <th>dB</th> </tr> </thead> <tbody> <tr> <td>1</td> <td>5110.98</td> <td>54.72</td> <td>74.00</td> <td>-19.28</td> <td>42.65</td> <td>34.10</td> <td>9.75</td> <td>31.78</td> <td>0.00</td> <td>100</td> <td>236</td> <td>PEAK</td> </tr> </tbody> </table>	Limit	Read	Ant	Cable	Preamp	Aux	APos	TPos	Remark	Freq	Level	Line	Margin	Level	Factor	Loss	Factor	Factor	MHz	dBuV/m	dBuV/m	dB	dBuV	dB/m	dB	dB	dB	1	5110.98	54.72	74.00	-19.28	42.65	34.10	9.75	31.78	0.00	100	236	PEAK	<table border="1"> <thead> <tr> <th>Limit</th> <th>Read</th> <th>Ant</th> <th>Cable</th> <th>Preamp</th> <th>Aux</th> <th>APos</th> <th>TPos</th> <th>Remark</th> </tr> <tr> <th>Freq</th> <th>Level</th> <th>Line</th> <th>Margin</th> <th>Level</th> <th>Factor</th> <th>Loss</th> <th>Factor</th> <th>Factor</th> </tr> <tr> <th>MHz</th> <th>dBuV/m</th> <th>dBuV/m</th> <th>dB</th> <th>dBuV</th> <th>dB/m</th> <th>dB</th> <th>dB</th> <th>dB</th> </tr> </thead> <tbody> <tr> <td>1</td> <td>5310.00</td> <td>103.29</td> <td>-----</td> <td>-----</td> <td>90.76</td> <td>34.54</td> <td>9.89</td> <td>31.90</td> <td>0.00</td> <td>100</td> <td>236</td> <td>PEAK</td> </tr> </tbody> </table>	Limit	Read	Ant	Cable	Preamp	Aux	APos	TPos	Remark	Freq	Level	Line	Margin	Level	Factor	Loss	Factor	Factor	MHz	dBuV/m	dBuV/m	dB	dBuV	dB/m	dB	dB	dB	1	5310.00	103.29	-----	-----	90.76	34.54	9.89	31.90	0.00	100	236	PEAK
	Limit	Read	Ant	Cable	Preamp	Aux	APos	TPos	Remark																																																																									
Freq	Level	Line	Margin	Level	Factor	Loss	Factor	Factor																																																																										
MHz	dBuV/m	dBuV/m	dB	dBuV	dB/m	dB	dB	dB																																																																										
1	5110.98	54.72	74.00	-19.28	42.65	34.10	9.75	31.78	0.00	100	236	PEAK																																																																						
Limit	Read	Ant	Cable	Preamp	Aux	APos	TPos	Remark																																																																										
Freq	Level	Line	Margin	Level	Factor	Loss	Factor	Factor																																																																										
MHz	dBuV/m	dBuV/m	dB	dBuV	dB/m	dB	dB	dB																																																																										
1	5310.00	103.29	-----	-----	90.76	34.54	9.89	31.90	0.00	100	236	PEAK																																																																						
Avg	<table border="1"> <thead> <tr> <th>Limit</th> <th>Read</th> <th>Ant</th> <th>Cable</th> <th>Preamp</th> <th>Aux</th> <th>APos</th> <th>TPos</th> <th>Remark</th> </tr> <tr> <th>Freq</th> <th>Level</th> <th>Line</th> <th>Margin</th> <th>Level</th> <th>Factor</th> <th>Loss</th> <th>Factor</th> <th>Factor</th> </tr> <tr> <th>MHz</th> <th>dBuV/m</th> <th>dBuV/m</th> <th>dB</th> <th>dBuV</th> <th>dB/m</th> <th>dB</th> <th>dB</th> <th>dB</th> </tr> </thead> <tbody> <tr> <td>1</td> <td>5083.70</td> <td>44.63</td> <td>54.00</td> <td>-9.37</td> <td>32.56</td> <td>34.10</td> <td>9.73</td> <td>31.76</td> <td>0.00</td> <td>100</td> <td>236</td> <td>AVERAGE</td> </tr> </tbody> </table>	Limit	Read	Ant	Cable	Preamp	Aux	APos	TPos	Remark	Freq	Level	Line	Margin	Level	Factor	Loss	Factor	Factor	MHz	dBuV/m	dBuV/m	dB	dBuV	dB/m	dB	dB	dB	1	5083.70	44.63	54.00	-9.37	32.56	34.10	9.73	31.76	0.00	100	236	AVERAGE	<table border="1"> <thead> <tr> <th>Limit</th> <th>Read</th> <th>Ant</th> <th>Cable</th> <th>Preamp</th> <th>Aux</th> <th>APos</th> <th>TPos</th> <th>Remark</th> </tr> <tr> <th>Freq</th> <th>Level</th> <th>Line</th> <th>Margin</th> <th>Level</th> <th>Factor</th> <th>Loss</th> <th>Factor</th> <th>Factor</th> </tr> <tr> <th>MHz</th> <th>dBuV/m</th> <th>dBuV/m</th> <th>dB</th> <th>dBuV</th> <th>dB/m</th> <th>dB</th> <th>dB</th> <th>dB</th> </tr> </thead> <tbody> <tr> <td>1</td> <td>5310.00</td> <td>94.47</td> <td>-----</td> <td>-----</td> <td>81.94</td> <td>34.54</td> <td>9.89</td> <td>31.90</td> <td>0.00</td> <td>100</td> <td>236</td> <td>AVERAGE</td> </tr> </tbody> </table>	Limit	Read	Ant	Cable	Preamp	Aux	APos	TPos	Remark	Freq	Level	Line	Margin	Level	Factor	Loss	Factor	Factor	MHz	dBuV/m	dBuV/m	dB	dBuV	dB/m	dB	dB	dB	1	5310.00	94.47	-----	-----	81.94	34.54	9.89	31.90	0.00	100	236	AVERAGE
Limit	Read	Ant	Cable	Preamp	Aux	APos	TPos	Remark																																																																										
Freq	Level	Line	Margin	Level	Factor	Loss	Factor	Factor																																																																										
MHz	dBuV/m	dBuV/m	dB	dBuV	dB/m	dB	dB	dB																																																																										
1	5083.70	44.63	54.00	-9.37	32.56	34.10	9.73	31.76	0.00	100	236	AVERAGE																																																																						
Limit	Read	Ant	Cable	Preamp	Aux	APos	TPos	Remark																																																																										
Freq	Level	Line	Margin	Level	Factor	Loss	Factor	Factor																																																																										
MHz	dBuV/m	dBuV/m	dB	dBuV	dB/m	dB	dB	dB																																																																										
1	5310.00	94.47	-----	-----	81.94	34.54	9.89	31.90	0.00	100	236	AVERAGE																																																																						



Mode	22																																								
	Band Edge - R																																								
	U-NII-2A_5.25-5.35_802.11n HT40_CH62_5310MHz																																								
ANT	10																																								
Pol.	Horizontal	Fundamental																																							
Peak	<table border="1"> <thead> <tr> <th>Limit</th> <th>Read</th> <th>Ant</th> <th>Cable</th> <th>Preamp</th> <th>Aux</th> <th>APos</th> <th>TPos</th> <th>Remark</th> </tr> <tr> <th>Freq</th> <th>Level</th> <th>Line</th> <th>Margin</th> <th>Level</th> <th>Factor</th> <th>Loss</th> <th>Factor</th> <th>Factor</th> </tr> <tr> <th>MHz</th> <th>dBuV/m</th> <th>dBuV/m</th> <th>dB</th> <th>dBuV</th> <th>dB/m</th> <th>dB</th> <th>dB</th> <th>cm</th> <th>deg</th> </tr> </thead> <tbody> <tr> <td>1 5353.35</td> <td>56.27</td> <td>74.00</td> <td>-17.73</td> <td>43.64</td> <td>34.65</td> <td>9.91</td> <td>31.93</td> <td>0.00</td> <td>100</td> <td>236 PEAK</td> </tr> </tbody> </table>	Limit	Read	Ant	Cable	Preamp	Aux	APos	TPos	Remark	Freq	Level	Line	Margin	Level	Factor	Loss	Factor	Factor	MHz	dBuV/m	dBuV/m	dB	dBuV	dB/m	dB	dB	cm	deg	1 5353.35	56.27	74.00	-17.73	43.64	34.65	9.91	31.93	0.00	100	236 PEAK	Blank
Limit	Read	Ant	Cable	Preamp	Aux	APos	TPos	Remark																																	
Freq	Level	Line	Margin	Level	Factor	Loss	Factor	Factor																																	
MHz	dBuV/m	dBuV/m	dB	dBuV	dB/m	dB	dB	cm	deg																																
1 5353.35	56.27	74.00	-17.73	43.64	34.65	9.91	31.93	0.00	100	236 PEAK																															
Avg	<table border="1"> <thead> <tr> <th>Limit</th> <th>Read</th> <th>Ant</th> <th>Cable</th> <th>Preamp</th> <th>Aux</th> <th>APos</th> <th>TPos</th> <th>Remark</th> </tr> <tr> <th>Freq</th> <th>Level</th> <th>Line</th> <th>Margin</th> <th>Level</th> <th>Factor</th> <th>Loss</th> <th>Factor</th> <th>Factor</th> </tr> <tr> <th>MHz</th> <th>dBuV/m</th> <th>dBuV/m</th> <th>dB</th> <th>dBuV</th> <th>dB/m</th> <th>dB</th> <th>dB</th> <th>cm</th> <th>deg</th> </tr> </thead> <tbody> <tr> <td>1 5350.05</td> <td>47.36</td> <td>54.00</td> <td>-6.64</td> <td>34.73</td> <td>34.64</td> <td>9.91</td> <td>31.92</td> <td>0.00</td> <td>100</td> <td>236 AVERAGE</td> </tr> </tbody> </table>	Limit	Read	Ant	Cable	Preamp	Aux	APos	TPos	Remark	Freq	Level	Line	Margin	Level	Factor	Loss	Factor	Factor	MHz	dBuV/m	dBuV/m	dB	dBuV	dB/m	dB	dB	cm	deg	1 5350.05	47.36	54.00	-6.64	34.73	34.64	9.91	31.92	0.00	100	236 AVERAGE	Blank
Limit	Read	Ant	Cable	Preamp	Aux	APos	TPos	Remark																																	
Freq	Level	Line	Margin	Level	Factor	Loss	Factor	Factor																																	
MHz	dBuV/m	dBuV/m	dB	dBuV	dB/m	dB	dB	cm	deg																																
1 5350.05	47.36	54.00	-6.64	34.73	34.64	9.91	31.92	0.00	100	236 AVERAGE																															



Mode	22																																																																																																													
	Band Edge - L																																																																																																													
	U-NII-2A_5.25-5.35_802.11n HT40_CH62_5310MHz																																																																																																													
ANT	10																																																																																																													
Pol.	Vertical	Fundamental																																																																																																												
Peak	<table border="1"> <thead> <tr> <th>Limit</th> <th>Read</th> <th>Ant</th> <th>Cable</th> <th>Preamp</th> <th>Aux</th> <th>APos</th> <th>TPos</th> <th>Remark</th> </tr> <tr> <th>Freq</th> <th>Level</th> <th>Line</th> <th>Margin</th> <th>Level</th> <th>Factor</th> <th>Loss</th> <th>Factor</th> <th>Factor</th> </tr> <tr> <th>MHz</th> <th>dBuV/m</th> <th>dBuV/m</th> <th>dB</th> <th>dBuV</th> <th>dB/m</th> <th>dB</th> <th>dB</th> <th>dB</th> </tr> </thead> <tbody> <tr> <td>1 5017.98</td> <td>55.15</td> <td>74.00</td> <td>-18.85</td> <td>43.11</td> <td>34.10</td> <td>9.67</td> <td>31.73</td> <td>0.00</td> </tr> <tr> <td></td> <td></td> <td></td> <td></td> <td></td> <td></td> <td></td> <td>100</td> <td>29 PEAK</td> </tr> </tbody> </table>	Limit	Read	Ant	Cable	Preamp	Aux	APos	TPos	Remark	Freq	Level	Line	Margin	Level	Factor	Loss	Factor	Factor	MHz	dBuV/m	dBuV/m	dB	dBuV	dB/m	dB	dB	dB	1 5017.98	55.15	74.00	-18.85	43.11	34.10	9.67	31.73	0.00								100	29 PEAK	<table border="1"> <thead> <tr> <th>Limit</th> <th>Read</th> <th>Ant</th> <th>Cable</th> <th>Preamp</th> <th>Aux</th> <th>APos</th> <th>TPos</th> <th>Remark</th> </tr> <tr> <th>Freq</th> <th>Level</th> <th>Line</th> <th>Margin</th> <th>Level</th> <th>Factor</th> <th>Loss</th> <th>Factor</th> <th>Factor</th> </tr> <tr> <th>MHz</th> <th>dBuV/m</th> <th>dBuV/m</th> <th>dB</th> <th>dBuV</th> <th>dB/m</th> <th>dB</th> <th>dB</th> <th>dB</th> </tr> </thead> <tbody> <tr> <td>1 5310.00</td> <td>99.75</td> <td>-----</td> <td>-----</td> <td>87.24</td> <td>34.52</td> <td>9.89</td> <td>31.90</td> <td>0.00</td> </tr> <tr> <td></td> <td></td> <td></td> <td></td> <td></td> <td></td> <td></td> <td></td> <td></td> </tr> <tr> <td></td> <td></td> <td></td> <td></td> <td></td> <td></td> <td></td> <td>100</td> <td>29 PEAK</td> </tr> </tbody> </table>	Limit	Read	Ant	Cable	Preamp	Aux	APos	TPos	Remark	Freq	Level	Line	Margin	Level	Factor	Loss	Factor	Factor	MHz	dBuV/m	dBuV/m	dB	dBuV	dB/m	dB	dB	dB	1 5310.00	99.75	-----	-----	87.24	34.52	9.89	31.90	0.00																	100	29 PEAK									
	Limit	Read	Ant	Cable	Preamp	Aux	APos	TPos	Remark																																																																																																					
Freq	Level	Line	Margin	Level	Factor	Loss	Factor	Factor																																																																																																						
MHz	dBuV/m	dBuV/m	dB	dBuV	dB/m	dB	dB	dB																																																																																																						
1 5017.98	55.15	74.00	-18.85	43.11	34.10	9.67	31.73	0.00																																																																																																						
							100	29 PEAK																																																																																																						
Limit	Read	Ant	Cable	Preamp	Aux	APos	TPos	Remark																																																																																																						
Freq	Level	Line	Margin	Level	Factor	Loss	Factor	Factor																																																																																																						
MHz	dBuV/m	dBuV/m	dB	dBuV	dB/m	dB	dB	dB																																																																																																						
1 5310.00	99.75	-----	-----	87.24	34.52	9.89	31.90	0.00																																																																																																						
							100	29 PEAK																																																																																																						
Avg	<table border="1"> <thead> <tr> <th>Limit</th> <th>Read</th> <th>Ant</th> <th>Cable</th> <th>Preamp</th> <th>Aux</th> <th>APos</th> <th>TPos</th> <th>Remark</th> </tr> <tr> <th>Freq</th> <th>Level</th> <th>Line</th> <th>Margin</th> <th>Level</th> <th>Factor</th> <th>Loss</th> <th>Factor</th> <th>Factor</th> </tr> <tr> <th>MHz</th> <th>dBuV/m</th> <th>dBuV/m</th> <th>dB</th> <th>dBuV</th> <th>dB/m</th> <th>dB</th> <th>dB</th> <th>dB</th> </tr> </thead> <tbody> <tr> <td>1 5076.88</td> <td>44.51</td> <td>54.00</td> <td>-9.49</td> <td>32.45</td> <td>34.10</td> <td>9.72</td> <td>31.76</td> <td>0.00</td> </tr> <tr> <td></td> <td></td> <td></td> <td></td> <td></td> <td></td> <td></td> <td></td> <td></td> </tr> <tr> <td></td> <td></td> <td></td> <td></td> <td></td> <td></td> <td></td> <td>100</td> <td>29 AVERAGE</td> </tr> </tbody> </table>	Limit	Read	Ant	Cable	Preamp	Aux	APos	TPos	Remark	Freq	Level	Line	Margin	Level	Factor	Loss	Factor	Factor	MHz	dBuV/m	dBuV/m	dB	dBuV	dB/m	dB	dB	dB	1 5076.88	44.51	54.00	-9.49	32.45	34.10	9.72	31.76	0.00																	100	29 AVERAGE	<table border="1"> <thead> <tr> <th>Limit</th> <th>Read</th> <th>Ant</th> <th>Cable</th> <th>Preamp</th> <th>Aux</th> <th>APos</th> <th>TPos</th> <th>Remark</th> </tr> <tr> <th>Freq</th> <th>Level</th> <th>Line</th> <th>Margin</th> <th>Level</th> <th>Factor</th> <th>Loss</th> <th>Factor</th> <th>Factor</th> </tr> <tr> <th>MHz</th> <th>dBuV/m</th> <th>dBuV/m</th> <th>dB</th> <th>dBuV</th> <th>dB/m</th> <th>dB</th> <th>dB</th> <th>dB</th> </tr> </thead> <tbody> <tr> <td>1 5310.00</td> <td>91.53</td> <td>-----</td> <td>-----</td> <td>79.02</td> <td>34.52</td> <td>9.89</td> <td>31.90</td> <td>0.00</td> </tr> <tr> <td></td> <td></td> <td></td> <td></td> <td></td> <td></td> <td></td> <td></td> <td></td> </tr> <tr> <td></td> <td></td> <td></td> <td></td> <td></td> <td></td> <td></td> <td>100</td> <td>29 AVERAGE</td> </tr> </tbody> </table>	Limit	Read	Ant	Cable	Preamp	Aux	APos	TPos	Remark	Freq	Level	Line	Margin	Level	Factor	Loss	Factor	Factor	MHz	dBuV/m	dBuV/m	dB	dBuV	dB/m	dB	dB	dB	1 5310.00	91.53	-----	-----	79.02	34.52	9.89	31.90	0.00																	100	29 AVERAGE
Limit	Read	Ant	Cable	Preamp	Aux	APos	TPos	Remark																																																																																																						
Freq	Level	Line	Margin	Level	Factor	Loss	Factor	Factor																																																																																																						
MHz	dBuV/m	dBuV/m	dB	dBuV	dB/m	dB	dB	dB																																																																																																						
1 5076.88	44.51	54.00	-9.49	32.45	34.10	9.72	31.76	0.00																																																																																																						
							100	29 AVERAGE																																																																																																						
Limit	Read	Ant	Cable	Preamp	Aux	APos	TPos	Remark																																																																																																						
Freq	Level	Line	Margin	Level	Factor	Loss	Factor	Factor																																																																																																						
MHz	dBuV/m	dBuV/m	dB	dBuV	dB/m	dB	dB	dB																																																																																																						
1 5310.00	91.53	-----	-----	79.02	34.52	9.89	31.90	0.00																																																																																																						
							100	29 AVERAGE																																																																																																						



Mode	22																																								
	Band Edge - R																																								
	U-NII-2A_5.25-5.35_802.11n HT40_CH62_5310MHz																																								
ANT	10																																								
Pol.	Vertical	Fundamental																																							
Peak	<table border="1"> <thead> <tr> <th>Limit</th> <th>Read</th> <th>Ant</th> <th>Cable</th> <th>Preamp</th> <th>Aux</th> <th>APos</th> <th>TPos</th> <th>Remark</th> </tr> <tr> <th>Freq</th> <th>Level</th> <th>Line</th> <th>Margin</th> <th>Level</th> <th>Factor</th> <th>Loss</th> <th>Factor</th> <th>Factor</th> </tr> <tr> <th>MHz</th> <th>dBuV/m</th> <th>dBuV/m</th> <th>dB</th> <th>dBuV</th> <th>dB/m</th> <th>dB</th> <th>dB</th> <th>cm</th> <th>deg</th> </tr> </thead> <tbody> <tr> <td>1 5350.65</td> <td>55.16</td> <td>74.00</td> <td>-18.84</td> <td>42.52</td> <td>34.65</td> <td>9.91</td> <td>31.92</td> <td>0.00</td> <td>100</td> <td>29 PEAK</td> </tr> </tbody> </table>	Limit	Read	Ant	Cable	Preamp	Aux	APos	TPos	Remark	Freq	Level	Line	Margin	Level	Factor	Loss	Factor	Factor	MHz	dBuV/m	dBuV/m	dB	dBuV	dB/m	dB	dB	cm	deg	1 5350.65	55.16	74.00	-18.84	42.52	34.65	9.91	31.92	0.00	100	29 PEAK	Blank
Limit	Read	Ant	Cable	Preamp	Aux	APos	TPos	Remark																																	
Freq	Level	Line	Margin	Level	Factor	Loss	Factor	Factor																																	
MHz	dBuV/m	dBuV/m	dB	dBuV	dB/m	dB	dB	cm	deg																																
1 5350.65	55.16	74.00	-18.84	42.52	34.65	9.91	31.92	0.00	100	29 PEAK																															
Avg	<table border="1"> <thead> <tr> <th>Limit</th> <th>Read</th> <th>Ant</th> <th>Cable</th> <th>Preamp</th> <th>Aux</th> <th>APos</th> <th>TPos</th> <th>Remark</th> </tr> <tr> <th>Freq</th> <th>Level</th> <th>Line</th> <th>Margin</th> <th>Level</th> <th>Factor</th> <th>Loss</th> <th>Factor</th> <th>Factor</th> </tr> <tr> <th>MHz</th> <th>dBuV/m</th> <th>dBuV/m</th> <th>dB</th> <th>dBuV</th> <th>dB/m</th> <th>dB</th> <th>dB</th> <th>cm</th> <th>deg</th> </tr> </thead> <tbody> <tr> <td>1 5350.05</td> <td>45.71</td> <td>54.00</td> <td>-8.29</td> <td>33.08</td> <td>34.64</td> <td>9.91</td> <td>31.92</td> <td>0.00</td> <td>100</td> <td>29 AVERAGE</td> </tr> </tbody> </table>	Limit	Read	Ant	Cable	Preamp	Aux	APos	TPos	Remark	Freq	Level	Line	Margin	Level	Factor	Loss	Factor	Factor	MHz	dBuV/m	dBuV/m	dB	dBuV	dB/m	dB	dB	cm	deg	1 5350.05	45.71	54.00	-8.29	33.08	34.64	9.91	31.92	0.00	100	29 AVERAGE	Blank
Limit	Read	Ant	Cable	Preamp	Aux	APos	TPos	Remark																																	
Freq	Level	Line	Margin	Level	Factor	Loss	Factor	Factor																																	
MHz	dBuV/m	dBuV/m	dB	dBuV	dB/m	dB	dB	cm	deg																																
1 5350.05	45.71	54.00	-8.29	33.08	34.64	9.91	31.92	0.00	100	29 AVERAGE																															

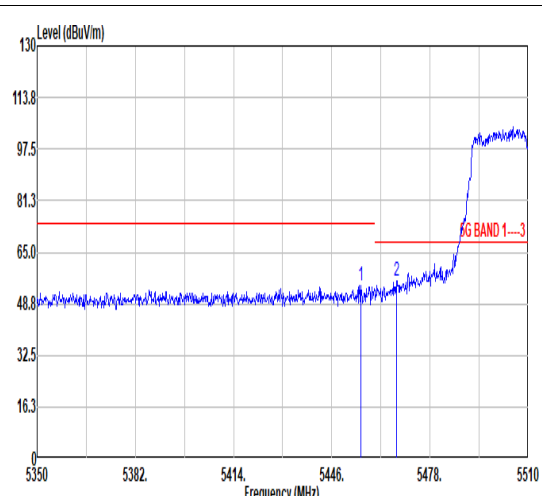
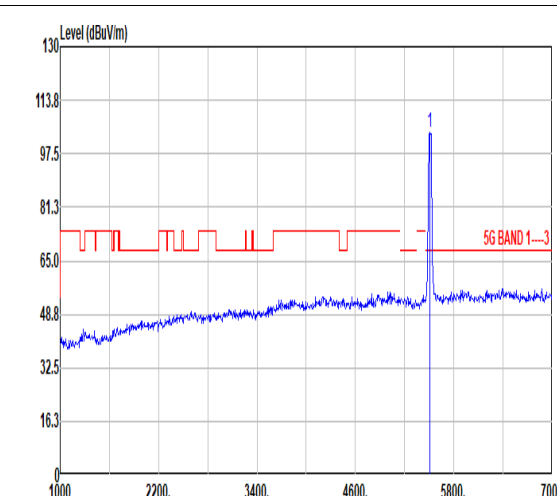
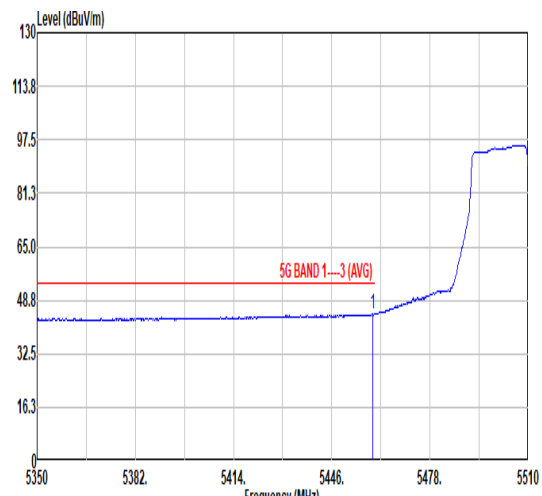
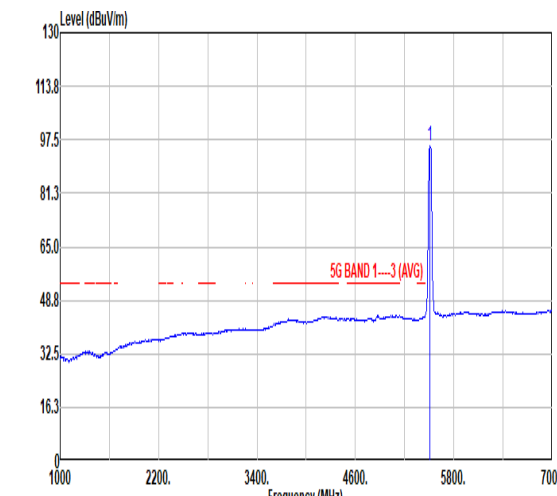


Mode	22																																																																																			
	Harmonic																																																																																			
	U-NII-2A_5.25-5.35_802.11n HT40_CH62_5310MHz																																																																																			
ANT	10																																																																																			
Pol.	Horizontal	Vertical																																																																																		
Peak Avg	<table border="1"> <thead> <tr> <th>Limit</th> <th>Read</th> <th>Ant</th> <th>Cable</th> <th>Preamp</th> <th>Aux</th> <th>APos</th> <th>TPos</th> <th>Remark</th> </tr> <tr> <th>Freq</th> <th>Level</th> <th>Line Margin</th> <th>Level Factor</th> <th>Loss Factor</th> <th>Factor</th> <th>Factor</th> <th>Factor</th> <th></th> </tr> <tr> <th>MHz</th> <th>dBuV/m</th> <th>dBuV/m</th> <th>dB</th> <th>dBuV</th> <th>dB/m</th> <th>dB</th> <th>dB</th> <th>cm</th> <th>deg</th> </tr> </thead> <tbody> <tr> <td>1</td> <td>10620.00</td> <td>46.03</td> <td>74.00</td> <td>-27.97</td> <td>55.59</td> <td>37.77</td> <td>14.31</td> <td>61.64</td> <td>0.00</td> <td>---</td> <td>---</td> <td>PEAK</td> </tr> </tbody> </table>	Limit	Read	Ant	Cable	Preamp	Aux	APos	TPos	Remark	Freq	Level	Line Margin	Level Factor	Loss Factor	Factor	Factor	Factor		MHz	dBuV/m	dBuV/m	dB	dBuV	dB/m	dB	dB	cm	deg	1	10620.00	46.03	74.00	-27.97	55.59	37.77	14.31	61.64	0.00	---	---	PEAK	<table border="1"> <thead> <tr> <th>Limit</th> <th>Read</th> <th>Ant</th> <th>Cable</th> <th>Preamp</th> <th>Aux</th> <th>APos</th> <th>TPos</th> <th>Remark</th> </tr> <tr> <th>Freq</th> <th>Level</th> <th>Line Margin</th> <th>Level Factor</th> <th>Loss Factor</th> <th>Factor</th> <th>Factor</th> <th>Factor</th> <th></th> </tr> <tr> <th>MHz</th> <th>dBuV/m</th> <th>dBuV/m</th> <th>dB</th> <th>dBuV</th> <th>dB/m</th> <th>dB</th> <th>dB</th> <th>cm</th> <th>deg</th> </tr> </thead> <tbody> <tr> <td>1</td> <td>10620.00</td> <td>46.47</td> <td>74.00</td> <td>-27.53</td> <td>56.03</td> <td>37.77</td> <td>14.31</td> <td>61.64</td> <td>0.00</td> <td>---</td> <td>---</td> <td>PEAK</td> </tr> </tbody> </table>	Limit	Read	Ant	Cable	Preamp	Aux	APos	TPos	Remark	Freq	Level	Line Margin	Level Factor	Loss Factor	Factor	Factor	Factor		MHz	dBuV/m	dBuV/m	dB	dBuV	dB/m	dB	dB	cm	deg	1	10620.00	46.47	74.00	-27.53	56.03	37.77	14.31	61.64	0.00	---	---	PEAK
	Limit	Read	Ant	Cable	Preamp	Aux	APos	TPos	Remark																																																																											
Freq	Level	Line Margin	Level Factor	Loss Factor	Factor	Factor	Factor																																																																													
MHz	dBuV/m	dBuV/m	dB	dBuV	dB/m	dB	dB	cm	deg																																																																											
1	10620.00	46.03	74.00	-27.97	55.59	37.77	14.31	61.64	0.00	---	---	PEAK																																																																								
Limit	Read	Ant	Cable	Preamp	Aux	APos	TPos	Remark																																																																												
Freq	Level	Line Margin	Level Factor	Loss Factor	Factor	Factor	Factor																																																																													
MHz	dBuV/m	dBuV/m	dB	dBuV	dB/m	dB	dB	cm	deg																																																																											
1	10620.00	46.47	74.00	-27.53	56.03	37.77	14.31	61.64	0.00	---	---	PEAK																																																																								



Mode	43																																																																																																																																																																									
	LF																																																																																																																																																																									
	U-NII-2A_5.25-5.35_802.11n HT40_CH62_5310MHZ																																																																																																																																																																									
ANT	10																																																																																																																																																																									
Pol.	Horizontal	Vertical																																																																																																																																																																								
Peak QP	<p>Data: 1</p> <p>Site : 03CH06-KS Condition : FCC PART 15E_BAND4 3m LF 6111D SN44483 HORIZONTAL Project : 311926 mode : 1</p> <table border="1"> <thead> <tr> <th>Peak</th> <th>Freq MHz</th> <th>Level dBuV/m</th> <th>Over Limit dB</th> <th>Limit dBuV/m</th> <th>ReadAntenna Level Factor</th> <th>Cable Loss Factor</th> <th>Preamp Loss Factor</th> <th>A/Pos</th> <th>T/Pos</th> <th>Remark</th> <th>Pol/Phas</th> </tr> </thead> <tbody> <tr><td>1</td><td>47.46</td><td>24.54</td><td>-15.46</td><td>40.00</td><td>40.48</td><td>15.87</td><td>0.69</td><td>32.50</td><td>---</td><td>---</td><td>Peak HORIZONTAL</td></tr> <tr><td>2</td><td>156.10</td><td>30.08</td><td>-13.42</td><td>43.50</td><td>43.84</td><td>16.74</td><td>1.67</td><td>32.17</td><td>---</td><td>---</td><td>Peak HORIZONTAL</td></tr> <tr><td>3</td><td>266.68</td><td>22.18</td><td>-23.82</td><td>46.00</td><td>32.22</td><td>19.93</td><td>2.20</td><td>32.17</td><td>---</td><td>---</td><td>Peak HORIZONTAL</td></tr> <tr><td>4</td><td>450.98</td><td>24.08</td><td>-21.92</td><td>46.00</td><td>30.61</td><td>23.12</td><td>2.86</td><td>32.51</td><td>---</td><td>---</td><td>Peak HORIZONTAL</td></tr> <tr><td>5</td><td>720.64</td><td>27.20</td><td>-18.80</td><td>46.00</td><td>28.47</td><td>27.32</td><td>3.63</td><td>32.22</td><td>---</td><td>---</td><td>Peak HORIZONTAL</td></tr> <tr><td>6</td><td>831.22</td><td>30.52</td><td>-15.48</td><td>46.00</td><td>29.64</td><td>28.89</td><td>3.89</td><td>31.90</td><td>---</td><td>---</td><td>Peak HORIZONTAL</td></tr> </tbody> </table>	Peak	Freq MHz	Level dBuV/m	Over Limit dB	Limit dBuV/m	ReadAntenna Level Factor	Cable Loss Factor	Preamp Loss Factor	A/Pos	T/Pos	Remark	Pol/Phas	1	47.46	24.54	-15.46	40.00	40.48	15.87	0.69	32.50	---	---	Peak HORIZONTAL	2	156.10	30.08	-13.42	43.50	43.84	16.74	1.67	32.17	---	---	Peak HORIZONTAL	3	266.68	22.18	-23.82	46.00	32.22	19.93	2.20	32.17	---	---	Peak HORIZONTAL	4	450.98	24.08	-21.92	46.00	30.61	23.12	2.86	32.51	---	---	Peak HORIZONTAL	5	720.64	27.20	-18.80	46.00	28.47	27.32	3.63	32.22	---	---	Peak HORIZONTAL	6	831.22	30.52	-15.48	46.00	29.64	28.89	3.89	31.90	---	---	Peak HORIZONTAL	<p>Data: 2</p> <p>Site : 03CH06-KS Condition : FCC PART 15E_BAND4 3m LF 6111D SN44483 VERTICAL Project : 311926 mode : 1</p> <table border="1"> <thead> <tr> <th>Peak</th> <th>Freq MHz</th> <th>Level dBuV/m</th> <th>Over Limit dB</th> <th>Limit dBuV/m</th> <th>ReadAntenna Level Factor</th> <th>Cable Loss Factor</th> <th>Preamp Loss Factor</th> <th>A/Pos</th> <th>T/Pos</th> <th>Remark</th> <th>Pol/Phas</th> </tr> </thead> <tbody> <tr><td>1</td><td>47.46</td><td>32.49</td><td>-7.51</td><td>40.00</td><td>48.43</td><td>15.87</td><td>0.69</td><td>32.50</td><td>---</td><td>---</td><td>Peak VERTICAL</td></tr> <tr><td>2</td><td>148.34</td><td>24.60</td><td>-18.90</td><td>43.50</td><td>37.98</td><td>17.17</td><td>1.62</td><td>32.17</td><td>---</td><td>---</td><td>Peak VERTICAL</td></tr> <tr><td>3</td><td>250.19</td><td>19.93</td><td>-26.07</td><td>46.00</td><td>30.95</td><td>19.02</td><td>2.13</td><td>32.17</td><td>---</td><td>---</td><td>Peak VERTICAL</td></tr> <tr><td>4</td><td>504.33</td><td>25.30</td><td>-20.70</td><td>46.00</td><td>30.76</td><td>24.11</td><td>3.03</td><td>32.60</td><td>---</td><td>---</td><td>Peak VERTICAL</td></tr> <tr><td>5</td><td>830.25</td><td>32.62</td><td>-13.38</td><td>46.00</td><td>31.76</td><td>28.87</td><td>3.89</td><td>31.90</td><td>---</td><td>---</td><td>Peak VERTICAL</td></tr> <tr><td>6</td><td>889.42</td><td>34.49</td><td>-11.51</td><td>46.00</td><td>32.90</td><td>29.14</td><td>4.02</td><td>31.57</td><td>---</td><td>---</td><td>Peak VERTICAL</td></tr> </tbody> </table>	Peak	Freq MHz	Level dBuV/m	Over Limit dB	Limit dBuV/m	ReadAntenna Level Factor	Cable Loss Factor	Preamp Loss Factor	A/Pos	T/Pos	Remark	Pol/Phas	1	47.46	32.49	-7.51	40.00	48.43	15.87	0.69	32.50	---	---	Peak VERTICAL	2	148.34	24.60	-18.90	43.50	37.98	17.17	1.62	32.17	---	---	Peak VERTICAL	3	250.19	19.93	-26.07	46.00	30.95	19.02	2.13	32.17	---	---	Peak VERTICAL	4	504.33	25.30	-20.70	46.00	30.76	24.11	3.03	32.60	---	---	Peak VERTICAL	5	830.25	32.62	-13.38	46.00	31.76	28.87	3.89	31.90	---	---	Peak VERTICAL	6	889.42	34.49	-11.51	46.00	32.90	29.14	4.02	31.57	---	---	Peak VERTICAL
Peak	Freq MHz	Level dBuV/m	Over Limit dB	Limit dBuV/m	ReadAntenna Level Factor	Cable Loss Factor	Preamp Loss Factor	A/Pos	T/Pos	Remark	Pol/Phas																																																																																																																																																															
1	47.46	24.54	-15.46	40.00	40.48	15.87	0.69	32.50	---	---	Peak HORIZONTAL																																																																																																																																																															
2	156.10	30.08	-13.42	43.50	43.84	16.74	1.67	32.17	---	---	Peak HORIZONTAL																																																																																																																																																															
3	266.68	22.18	-23.82	46.00	32.22	19.93	2.20	32.17	---	---	Peak HORIZONTAL																																																																																																																																																															
4	450.98	24.08	-21.92	46.00	30.61	23.12	2.86	32.51	---	---	Peak HORIZONTAL																																																																																																																																																															
5	720.64	27.20	-18.80	46.00	28.47	27.32	3.63	32.22	---	---	Peak HORIZONTAL																																																																																																																																																															
6	831.22	30.52	-15.48	46.00	29.64	28.89	3.89	31.90	---	---	Peak HORIZONTAL																																																																																																																																																															
Peak	Freq MHz	Level dBuV/m	Over Limit dB	Limit dBuV/m	ReadAntenna Level Factor	Cable Loss Factor	Preamp Loss Factor	A/Pos	T/Pos	Remark	Pol/Phas																																																																																																																																																															
1	47.46	32.49	-7.51	40.00	48.43	15.87	0.69	32.50	---	---	Peak VERTICAL																																																																																																																																																															
2	148.34	24.60	-18.90	43.50	37.98	17.17	1.62	32.17	---	---	Peak VERTICAL																																																																																																																																																															
3	250.19	19.93	-26.07	46.00	30.95	19.02	2.13	32.17	---	---	Peak VERTICAL																																																																																																																																																															
4	504.33	25.30	-20.70	46.00	30.76	24.11	3.03	32.60	---	---	Peak VERTICAL																																																																																																																																																															
5	830.25	32.62	-13.38	46.00	31.76	28.87	3.89	31.90	---	---	Peak VERTICAL																																																																																																																																																															
6	889.42	34.49	-11.51	46.00	32.90	29.14	4.02	31.57	---	---	Peak VERTICAL																																																																																																																																																															



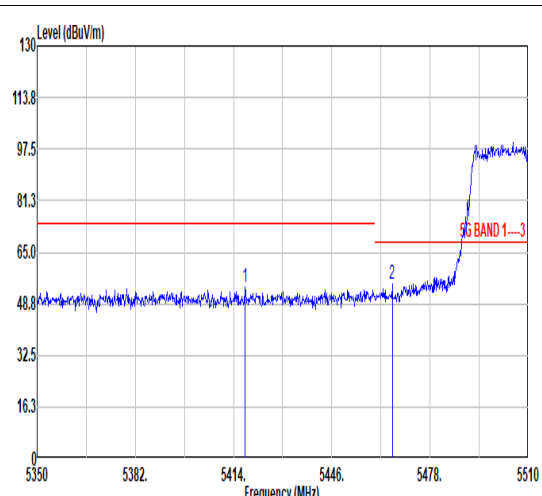
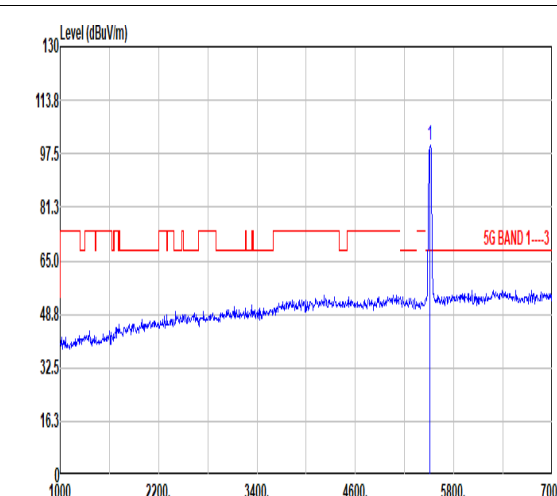
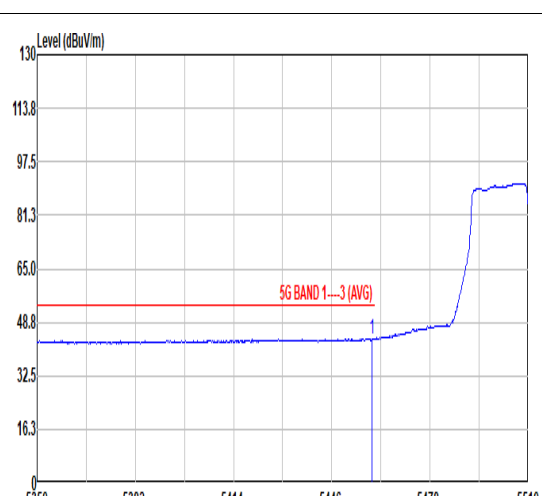
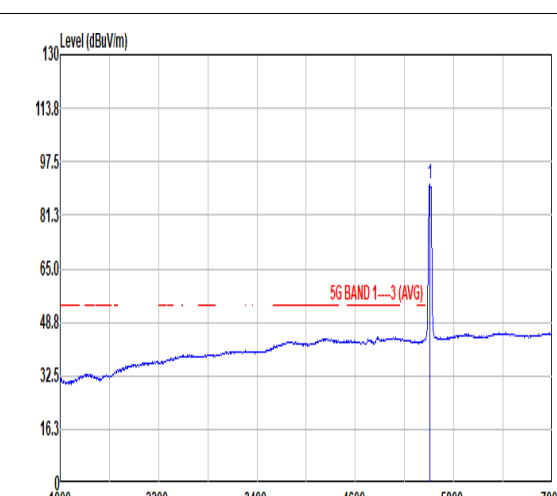
Mode	23																																																																																																
	Band Edge - L																																																																																																
	U-NII-2C_5.47-5.725_802.11n HT40_CH102_5510MHz																																																																																																
ANT	10																																																																																																
Pol.	Horizontal	Fundamental																																																																																															
Peak	 <table border="1" data-bbox="255 1097 798 1254"> <thead> <tr> <th>Limit</th> <th>Read</th> <th>Ant</th> <th>Cable</th> <th>Preamp</th> <th>Aux</th> <th>APos</th> <th>TPos</th> <th>Remark</th> </tr> <tr> <th>Freq</th> <th>Level</th> <th>Line Margin</th> <th>Level Factor</th> <th>Loss Factor</th> <th>Loss Factor</th> <th>Factor</th> <th>Factor</th> <th></th> </tr> <tr> <th>MHz</th> <th>dBuV/m</th> <th>dBuV/m</th> <th>dB</th> <th>dBuV</th> <th>dB/m</th> <th>dB</th> <th>dB</th> <th>cm</th> <th>deg</th> </tr> </thead> <tbody> <tr> <td>1</td> <td>5455.44</td> <td>54.50</td> <td>74.00</td> <td>-19.50</td> <td>41.67</td> <td>34.00</td> <td>10.02</td> <td>31.99</td> <td>0.00</td> <td>100</td> <td>239</td> <td>PEAK</td> </tr> <tr> <td>2</td> <td>5467.12</td> <td>56.12</td> <td>68.30</td> <td>-12.18</td> <td>43.27</td> <td>34.00</td> <td>10.04</td> <td>31.99</td> <td>0.00</td> <td>100</td> <td>239</td> <td>PEAK</td> </tr> </tbody> </table>	Limit	Read	Ant	Cable	Preamp	Aux	APos	TPos	Remark	Freq	Level	Line Margin	Level Factor	Loss Factor	Loss Factor	Factor	Factor		MHz	dBuV/m	dBuV/m	dB	dBuV	dB/m	dB	dB	cm	deg	1	5455.44	54.50	74.00	-19.50	41.67	34.00	10.02	31.99	0.00	100	239	PEAK	2	5467.12	56.12	68.30	-12.18	43.27	34.00	10.04	31.99	0.00	100	239	PEAK	 <table border="1" data-bbox="877 1097 1436 1254"> <thead> <tr> <th>Limit</th> <th>Read</th> <th>Ant</th> <th>Cable</th> <th>Preamp</th> <th>Aux</th> <th>APos</th> <th>TPos</th> <th>Remark</th> </tr> <tr> <th>Freq</th> <th>Level</th> <th>Line Margin</th> <th>Level Factor</th> <th>Loss Factor</th> <th>Loss Factor</th> <th>Factor</th> <th>Factor</th> <th></th> </tr> <tr> <th>MHz</th> <th>dBuV/m</th> <th>dBuV/m</th> <th>dB</th> <th>dBuV</th> <th>dB/m</th> <th>dB</th> <th>dB</th> <th>cm</th> <th>deg</th> </tr> </thead> <tbody> <tr> <td>1</td> <td>5510.00</td> <td>104.18</td> <td>-----</td> <td>-----</td> <td>91.30</td> <td>34.79</td> <td>10.11</td> <td>32.02</td> <td>0.00</td> <td>100</td> <td>239</td> <td>PEAK</td> </tr> </tbody> </table>	Limit	Read	Ant	Cable	Preamp	Aux	APos	TPos	Remark	Freq	Level	Line Margin	Level Factor	Loss Factor	Loss Factor	Factor	Factor		MHz	dBuV/m	dBuV/m	dB	dBuV	dB/m	dB	dB	cm	deg	1	5510.00	104.18	-----	-----	91.30	34.79	10.11	32.02	0.00	100	239	PEAK
	Limit	Read	Ant	Cable	Preamp	Aux	APos	TPos	Remark																																																																																								
Freq	Level	Line Margin	Level Factor	Loss Factor	Loss Factor	Factor	Factor																																																																																										
MHz	dBuV/m	dBuV/m	dB	dBuV	dB/m	dB	dB	cm	deg																																																																																								
1	5455.44	54.50	74.00	-19.50	41.67	34.00	10.02	31.99	0.00	100	239	PEAK																																																																																					
2	5467.12	56.12	68.30	-12.18	43.27	34.00	10.04	31.99	0.00	100	239	PEAK																																																																																					
Limit	Read	Ant	Cable	Preamp	Aux	APos	TPos	Remark																																																																																									
Freq	Level	Line Margin	Level Factor	Loss Factor	Loss Factor	Factor	Factor																																																																																										
MHz	dBuV/m	dBuV/m	dB	dBuV	dB/m	dB	dB	cm	deg																																																																																								
1	5510.00	104.18	-----	-----	91.30	34.79	10.11	32.02	0.00	100	239	PEAK																																																																																					
Avg	 <table border="1" data-bbox="255 1792 798 1926"> <thead> <tr> <th>Limit</th> <th>Read</th> <th>Ant</th> <th>Cable</th> <th>Preamp</th> <th>Aux</th> <th>APos</th> <th>TPos</th> <th>Remark</th> </tr> <tr> <th>Freq</th> <th>Level</th> <th>Line Margin</th> <th>Level Factor</th> <th>Loss Factor</th> <th>Loss Factor</th> <th>Factor</th> <th>Factor</th> <th></th> </tr> <tr> <th>MHz</th> <th>dBuV/m</th> <th>dBuV/m</th> <th>dB</th> <th>dBuV</th> <th>dB/m</th> <th>dB</th> <th>dB</th> <th>cm</th> <th>deg</th> </tr> </thead> <tbody> <tr> <td>1</td> <td>5459.28</td> <td>44.58</td> <td>54.00</td> <td>-9.42</td> <td>31.74</td> <td>34.00</td> <td>10.03</td> <td>31.99</td> <td>0.00</td> <td>100</td> <td>239</td> <td>AVERAGE</td> </tr> </tbody> </table>	Limit	Read	Ant	Cable	Preamp	Aux	APos	TPos	Remark	Freq	Level	Line Margin	Level Factor	Loss Factor	Loss Factor	Factor	Factor		MHz	dBuV/m	dBuV/m	dB	dBuV	dB/m	dB	dB	cm	deg	1	5459.28	44.58	54.00	-9.42	31.74	34.00	10.03	31.99	0.00	100	239	AVERAGE	 <table border="1" data-bbox="877 1792 1436 1926"> <thead> <tr> <th>Limit</th> <th>Read</th> <th>Ant</th> <th>Cable</th> <th>Preamp</th> <th>Aux</th> <th>APos</th> <th>TPos</th> <th>Remark</th> </tr> <tr> <th>Freq</th> <th>Level</th> <th>Line Margin</th> <th>Level Factor</th> <th>Loss Factor</th> <th>Loss Factor</th> <th>Factor</th> <th>Factor</th> <th></th> </tr> <tr> <th>MHz</th> <th>dBuV/m</th> <th>dBuV/m</th> <th>dB</th> <th>dBuV</th> <th>dB/m</th> <th>dB</th> <th>dB</th> <th>cm</th> <th>deg</th> </tr> </thead> <tbody> <tr> <td>1</td> <td>5510.00</td> <td>95.53</td> <td>-----</td> <td>-----</td> <td>82.65</td> <td>34.79</td> <td>10.11</td> <td>32.02</td> <td>0.00</td> <td>100</td> <td>239</td> <td>AVERAGE</td> </tr> </tbody> </table>	Limit	Read	Ant	Cable	Preamp	Aux	APos	TPos	Remark	Freq	Level	Line Margin	Level Factor	Loss Factor	Loss Factor	Factor	Factor		MHz	dBuV/m	dBuV/m	dB	dBuV	dB/m	dB	dB	cm	deg	1	5510.00	95.53	-----	-----	82.65	34.79	10.11	32.02	0.00	100	239	AVERAGE													
	Limit	Read	Ant	Cable	Preamp	Aux	APos	TPos	Remark																																																																																								
Freq	Level	Line Margin	Level Factor	Loss Factor	Loss Factor	Factor	Factor																																																																																										
MHz	dBuV/m	dBuV/m	dB	dBuV	dB/m	dB	dB	cm	deg																																																																																								
1	5459.28	44.58	54.00	-9.42	31.74	34.00	10.03	31.99	0.00	100	239	AVERAGE																																																																																					
Limit	Read	Ant	Cable	Preamp	Aux	APos	TPos	Remark																																																																																									
Freq	Level	Line Margin	Level Factor	Loss Factor	Loss Factor	Factor	Factor																																																																																										
MHz	dBuV/m	dBuV/m	dB	dBuV	dB/m	dB	dB	cm	deg																																																																																								
1	5510.00	95.53	-----	-----	82.65	34.79	10.11	32.02	0.00	100	239	AVERAGE																																																																																					



Mode	23																																								
	Band Edge - R																																								
	U-NII-2C_5.47-5.725_802.11n HT40_CH102_5510MHz																																								
ANT	10																																								
Pol.	Horizontal	Fundamental																																							
Peak	<table border="1"> <thead> <tr> <th>Limit</th> <th>Read</th> <th>Ant</th> <th>Cable</th> <th>Preamp</th> <th>Aux</th> <th>APos</th> <th>TPos</th> <th>Remark</th> </tr> <tr> <th>Freq</th> <th>Level</th> <th>Line</th> <th>Margin</th> <th>Level</th> <th>Factor</th> <th>Loss</th> <th>Factor</th> <th>Factor</th> </tr> <tr> <th>MHz</th> <th>dBuV/m</th> <th>dBuV/m</th> <th>dB</th> <th>dBuV</th> <th>dB/m</th> <th>dB</th> <th>dB</th> <th>cm</th> <th>deg</th> </tr> </thead> <tbody> <tr> <td>1 5742.82</td> <td>54.90</td> <td>68.30</td> <td>-13.40</td> <td>42.01</td> <td>34.55</td> <td>10.36</td> <td>32.02</td> <td>0.00</td> <td>100</td> <td>239 PEAK</td> </tr> </tbody> </table>	Limit	Read	Ant	Cable	Preamp	Aux	APos	TPos	Remark	Freq	Level	Line	Margin	Level	Factor	Loss	Factor	Factor	MHz	dBuV/m	dBuV/m	dB	dBuV	dB/m	dB	dB	cm	deg	1 5742.82	54.90	68.30	-13.40	42.01	34.55	10.36	32.02	0.00	100	239 PEAK	Blank
Limit	Read	Ant	Cable	Preamp	Aux	APos	TPos	Remark																																	
Freq	Level	Line	Margin	Level	Factor	Loss	Factor	Factor																																	
MHz	dBuV/m	dBuV/m	dB	dBuV	dB/m	dB	dB	cm	deg																																
1 5742.82	54.90	68.30	-13.40	42.01	34.55	10.36	32.02	0.00	100	239 PEAK																															





Mode	23																																																																																													
	Band Edge - L																																																																																													
	U-NII-2C_5.47-5.725_802.11n HT40_CH102_5510MHz																																																																																													
ANT	10																																																																																													
Pol.	Vertical	Fundamental																																																																																												
Peak	 <table border="1"> <thead> <tr> <th>Limit</th> <th>Read</th> <th>Ant</th> <th>Cable</th> <th>Preamp</th> <th>Aux</th> <th>APos</th> <th>TPos</th> <th>Remark</th> </tr> <tr> <th>Freq</th> <th>Level</th> <th>Line Margin</th> <th>Level Factor</th> <th>Loss Factor</th> <th>Loss Factor</th> <th>Factor</th> <th></th> <th></th> </tr> <tr> <th>MHz</th> <th>dBuV/m</th> <th>dBuV/m</th> <th>dB</th> <th>dBuV</th> <th>dB/m</th> <th>dB</th> <th>dB</th> <th>cm</th> <th>deg</th> </tr> </thead> <tbody> <tr> <td>1</td> <td>5417.84</td> <td>53.76</td> <td>74.00</td> <td>-20.24</td> <td>40.97</td> <td>34.00</td> <td>9.96</td> <td>31.97</td> <td>0.00</td> <td>100</td> <td>34 PEAK</td> </tr> <tr> <td>2</td> <td>5465.68</td> <td>54.90</td> <td>68.30</td> <td>-13.40</td> <td>42.05</td> <td>34.00</td> <td>10.04</td> <td>31.99</td> <td>0.00</td> <td>100</td> <td>34 PEAK</td> </tr> </tbody> </table>	Limit	Read	Ant	Cable	Preamp	Aux	APos	TPos	Remark	Freq	Level	Line Margin	Level Factor	Loss Factor	Loss Factor	Factor			MHz	dBuV/m	dBuV/m	dB	dBuV	dB/m	dB	dB	cm	deg	1	5417.84	53.76	74.00	-20.24	40.97	34.00	9.96	31.97	0.00	100	34 PEAK	2	5465.68	54.90	68.30	-13.40	42.05	34.00	10.04	31.99	0.00	100	34 PEAK	 <table border="1"> <thead> <tr> <th>Limit</th> <th>Read</th> <th>Ant</th> <th>Cable</th> <th>Preamp</th> <th>Aux</th> <th>APos</th> <th>TPos</th> <th>Remark</th> </tr> <tr> <th>Freq</th> <th>Level</th> <th>Line Margin</th> <th>Level Factor</th> <th>Loss Factor</th> <th>Loss Factor</th> <th>Factor</th> <th></th> <th></th> </tr> <tr> <th>MHz</th> <th>dBuV/m</th> <th>dBuV/m</th> <th>dB</th> <th>dBuV</th> <th>dB/m</th> <th>dB</th> <th>dB</th> <th>cm</th> <th>deg</th> </tr> </thead> <tbody> <tr> <td>1</td> <td>5510.00</td> <td>100.04</td> <td>-----</td> <td>-----</td> <td>87.19</td> <td>34.77</td> <td>10.11</td> <td>32.03</td> <td>0.00</td> <td>100</td> <td>34 PEAK</td> </tr> </tbody> </table>	Limit	Read	Ant	Cable	Preamp	Aux	APos	TPos	Remark	Freq	Level	Line Margin	Level Factor	Loss Factor	Loss Factor	Factor			MHz	dBuV/m	dBuV/m	dB	dBuV	dB/m	dB	dB	cm	deg	1	5510.00	100.04	-----	-----	87.19	34.77	10.11	32.03	0.00	100	34 PEAK
	Limit	Read	Ant	Cable	Preamp	Aux	APos	TPos	Remark																																																																																					
Freq	Level	Line Margin	Level Factor	Loss Factor	Loss Factor	Factor																																																																																								
MHz	dBuV/m	dBuV/m	dB	dBuV	dB/m	dB	dB	cm	deg																																																																																					
1	5417.84	53.76	74.00	-20.24	40.97	34.00	9.96	31.97	0.00	100	34 PEAK																																																																																			
2	5465.68	54.90	68.30	-13.40	42.05	34.00	10.04	31.99	0.00	100	34 PEAK																																																																																			
Limit	Read	Ant	Cable	Preamp	Aux	APos	TPos	Remark																																																																																						
Freq	Level	Line Margin	Level Factor	Loss Factor	Loss Factor	Factor																																																																																								
MHz	dBuV/m	dBuV/m	dB	dBuV	dB/m	dB	dB	cm	deg																																																																																					
1	5510.00	100.04	-----	-----	87.19	34.77	10.11	32.03	0.00	100	34 PEAK																																																																																			
Avg	 <table border="1"> <thead> <tr> <th>Limit</th> <th>Read</th> <th>Ant</th> <th>Cable</th> <th>Preamp</th> <th>Aux</th> <th>APos</th> <th>TPos</th> <th>Remark</th> </tr> <tr> <th>Freq</th> <th>Level</th> <th>Line Margin</th> <th>Level Factor</th> <th>Loss Factor</th> <th>Loss Factor</th> <th>Factor</th> <th></th> <th></th> </tr> <tr> <th>MHz</th> <th>dBuV/m</th> <th>dBuV/m</th> <th>dB</th> <th>dBuV</th> <th>dB/m</th> <th>dB</th> <th>dB</th> <th>cm</th> <th>deg</th> </tr> </thead> <tbody> <tr> <td>1</td> <td>5459.12</td> <td>43.75</td> <td>54.00</td> <td>-10.25</td> <td>30.91</td> <td>34.00</td> <td>10.03</td> <td>31.99</td> <td>0.00</td> <td>100</td> <td>34 AVERAGE</td> </tr> </tbody> </table>	Limit	Read	Ant	Cable	Preamp	Aux	APos	TPos	Remark	Freq	Level	Line Margin	Level Factor	Loss Factor	Loss Factor	Factor			MHz	dBuV/m	dBuV/m	dB	dBuV	dB/m	dB	dB	cm	deg	1	5459.12	43.75	54.00	-10.25	30.91	34.00	10.03	31.99	0.00	100	34 AVERAGE	 <table border="1"> <thead> <tr> <th>Limit</th> <th>Read</th> <th>Ant</th> <th>Cable</th> <th>Preamp</th> <th>Aux</th> <th>APos</th> <th>TPos</th> <th>Remark</th> </tr> <tr> <th>Freq</th> <th>Level</th> <th>Line Margin</th> <th>Level Factor</th> <th>Loss Factor</th> <th>Loss Factor</th> <th>Factor</th> <th></th> <th></th> </tr> <tr> <th>MHz</th> <th>dBuV/m</th> <th>dBuV/m</th> <th>dB</th> <th>dBuV</th> <th>dB/m</th> <th>dB</th> <th>dB</th> <th>cm</th> <th>deg</th> </tr> </thead> <tbody> <tr> <td>1</td> <td>5510.00</td> <td>90.66</td> <td>-----</td> <td>-----</td> <td>77.78</td> <td>34.80</td> <td>10.10</td> <td>32.02</td> <td>0.00</td> <td>100</td> <td>34 AVERAGE</td> </tr> </tbody> </table>	Limit	Read	Ant	Cable	Preamp	Aux	APos	TPos	Remark	Freq	Level	Line Margin	Level Factor	Loss Factor	Loss Factor	Factor			MHz	dBuV/m	dBuV/m	dB	dBuV	dB/m	dB	dB	cm	deg	1	5510.00	90.66	-----	-----	77.78	34.80	10.10	32.02	0.00	100	34 AVERAGE												
	Limit	Read	Ant	Cable	Preamp	Aux	APos	TPos	Remark																																																																																					
Freq	Level	Line Margin	Level Factor	Loss Factor	Loss Factor	Factor																																																																																								
MHz	dBuV/m	dBuV/m	dB	dBuV	dB/m	dB	dB	cm	deg																																																																																					
1	5459.12	43.75	54.00	-10.25	30.91	34.00	10.03	31.99	0.00	100	34 AVERAGE																																																																																			
Limit	Read	Ant	Cable	Preamp	Aux	APos	TPos	Remark																																																																																						
Freq	Level	Line Margin	Level Factor	Loss Factor	Loss Factor	Factor																																																																																								
MHz	dBuV/m	dBuV/m	dB	dBuV	dB/m	dB	dB	cm	deg																																																																																					
1	5510.00	90.66	-----	-----	77.78	34.80	10.10	32.02	0.00	100	34 AVERAGE																																																																																			



Mode	23																																																	
	Band Edge - R																																																	
	U-NII-2C_5.47-5.725_802.11n HT40_CH102_5510MHz																																																	
ANT	10																																																	
Pol.	Vertical	Fundamental																																																
Peak	<table border="1"> <thead> <tr> <th>Limit</th> <th>Read</th> <th>Ant</th> <th>Cable</th> <th>Preamp</th> <th>Aux</th> <th>APos</th> <th>TPos</th> </tr> <tr> <th>Freq</th> <th>Level</th> <th>Line</th> <th>Margin</th> <th>Level</th> <th>Factor</th> <th>Loss</th> <th>Factor</th> </tr> <tr> <th>MHz</th> <th>dBuV/m</th> <th>dBuV/m</th> <th>dB</th> <th>dBuV</th> <th>dB/m</th> <th>dB</th> <th>dB</th> </tr> </thead> <tbody> <tr> <td>1 5765.67</td> <td>53.98</td> <td>68.30</td> <td>-14.32</td> <td>41.04</td> <td>34.57</td> <td>10.37</td> <td>32.00</td> </tr> <tr> <td></td> <td></td> <td></td> <td></td> <td></td> <td></td> <td>0.00</td> <td>100</td> </tr> <tr> <td></td> <td></td> <td></td> <td></td> <td></td> <td></td> <td></td> <td>34</td> </tr> </tbody> </table>	Limit	Read	Ant	Cable	Preamp	Aux	APos	TPos	Freq	Level	Line	Margin	Level	Factor	Loss	Factor	MHz	dBuV/m	dBuV/m	dB	dBuV	dB/m	dB	dB	1 5765.67	53.98	68.30	-14.32	41.04	34.57	10.37	32.00							0.00	100								34	Blank
Limit	Read	Ant	Cable	Preamp	Aux	APos	TPos																																											
Freq	Level	Line	Margin	Level	Factor	Loss	Factor																																											
MHz	dBuV/m	dBuV/m	dB	dBuV	dB/m	dB	dB																																											
1 5765.67	53.98	68.30	-14.32	41.04	34.57	10.37	32.00																																											
						0.00	100																																											
							34																																											



Mode	23																																																																																	
	Harmonic																																																																																	
	U-NII-2C_5.47-5.725_802.11n HT40_CH102_5510MHz																																																																																	
ANT	10																																																																																	
Pol.	Horizontal	Vertical																																																																																
Peak																																																																																		
Avg	<table border="1"> <thead> <tr> <th>Limit</th> <th>Read</th> <th>Ant</th> <th>Cable</th> <th>Preamp</th> <th>Aux</th> <th>APos</th> <th>TPos</th> <th>Remark</th> </tr> <tr> <th>Freq</th> <th>Level</th> <th>Line Margin</th> <th>Level</th> <th>Factor</th> <th>Loss Factor</th> <th>Factor</th> <th></th> <th></th> </tr> <tr> <th>MHz</th> <th>dBuV/m</th> <th>dBuV/m</th> <th>dB</th> <th>dBuV</th> <th>dB/m</th> <th>dB</th> <th>dB</th> <th>cm</th> <th>deg</th> </tr> </thead> <tbody> <tr> <td>1 11020.00</td> <td>45.09</td> <td>74.00</td> <td>-28.91</td> <td>54.21</td> <td>38.01</td> <td>14.58</td> <td>61.71</td> <td>0.00</td> <td>---</td> <td>---</td> <td>PEAK</td> </tr> </tbody> </table>	Limit	Read	Ant	Cable	Preamp	Aux	APos	TPos	Remark	Freq	Level	Line Margin	Level	Factor	Loss Factor	Factor			MHz	dBuV/m	dBuV/m	dB	dBuV	dB/m	dB	dB	cm	deg	1 11020.00	45.09	74.00	-28.91	54.21	38.01	14.58	61.71	0.00	---	---	PEAK	<table border="1"> <thead> <tr> <th>Limit</th> <th>Read</th> <th>Ant</th> <th>Cable</th> <th>Preamp</th> <th>Aux</th> <th>APos</th> <th>TPos</th> <th>Remark</th> </tr> <tr> <th>Freq</th> <th>Level</th> <th>Line Margin</th> <th>Level</th> <th>Factor</th> <th>Loss Factor</th> <th>Factor</th> <th></th> <th></th> </tr> <tr> <th>MHz</th> <th>dBuV/m</th> <th>dBuV/m</th> <th>dB</th> <th>dBuV</th> <th>dB/m</th> <th>dB</th> <th>dB</th> <th>cm</th> <th>deg</th> </tr> </thead> <tbody> <tr> <td>1 11020.00</td> <td>45.23</td> <td>74.00</td> <td>-28.77</td> <td>54.35</td> <td>38.01</td> <td>14.58</td> <td>61.71</td> <td>0.00</td> <td>---</td> <td>---</td> <td>PEAK</td> </tr> </tbody> </table>	Limit	Read	Ant	Cable	Preamp	Aux	APos	TPos	Remark	Freq	Level	Line Margin	Level	Factor	Loss Factor	Factor			MHz	dBuV/m	dBuV/m	dB	dBuV	dB/m	dB	dB	cm	deg	1 11020.00	45.23	74.00	-28.77	54.35	38.01	14.58	61.71	0.00	---	---	PEAK
Limit	Read	Ant	Cable	Preamp	Aux	APos	TPos	Remark																																																																										
Freq	Level	Line Margin	Level	Factor	Loss Factor	Factor																																																																												
MHz	dBuV/m	dBuV/m	dB	dBuV	dB/m	dB	dB	cm	deg																																																																									
1 11020.00	45.09	74.00	-28.91	54.21	38.01	14.58	61.71	0.00	---	---	PEAK																																																																							
Limit	Read	Ant	Cable	Preamp	Aux	APos	TPos	Remark																																																																										
Freq	Level	Line Margin	Level	Factor	Loss Factor	Factor																																																																												
MHz	dBuV/m	dBuV/m	dB	dBuV	dB/m	dB	dB	cm	deg																																																																									
1 11020.00	45.23	74.00	-28.77	54.35	38.01	14.58	61.71	0.00	---	---	PEAK																																																																							

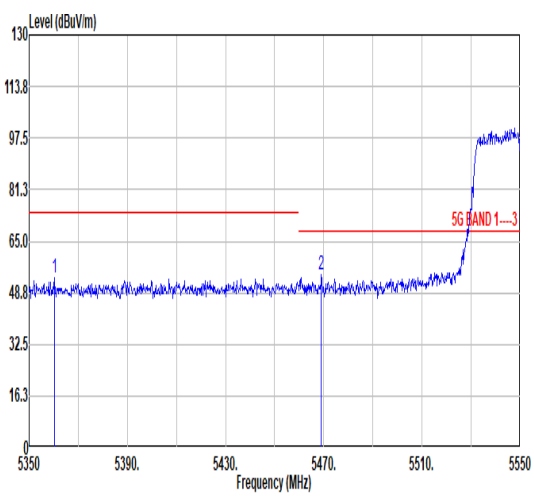
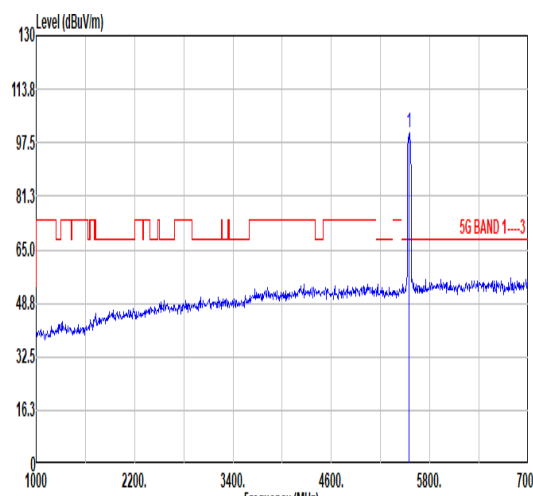
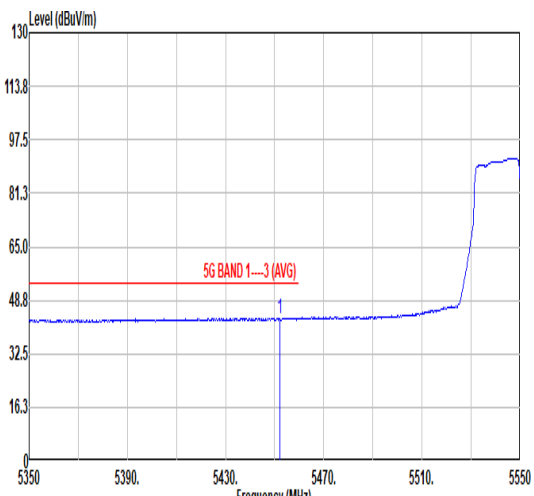
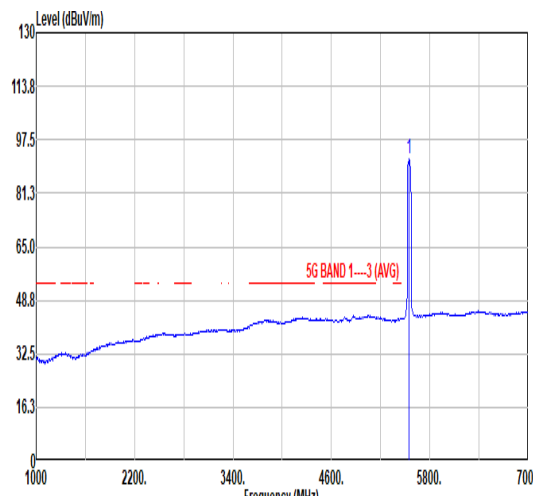


Mode	24																																																																																																
	Band Edge - L																																																																																																
	U-NII-2C_5.47-5.725_802.11n HT40_CH110_5550MHz																																																																																																
ANT	10																																																																																																
Pol.	Horizontal	Fundamental																																																																																															
Peak	<table border="1"> <thead> <tr> <th>Limit</th> <th>Read</th> <th>Ant</th> <th>Cable</th> <th>Preamp</th> <th>Aux</th> <th>APos</th> <th>TPos</th> <th>Remark</th> </tr> <tr> <th>Freq</th> <th>Level</th> <th>Line Margin</th> <th>Level Factor</th> <th>Loss Factor</th> <th>Factor</th> <th>Factor</th> <th></th> <th></th> </tr> <tr> <th>MHz</th> <th>dBuV/m</th> <th>dBuV/m</th> <th>dB</th> <th>dBuV</th> <th>dB/m</th> <th>dB</th> <th>dB</th> <th>cm</th> <th>deg</th> </tr> </thead> <tbody> <tr> <td>1</td> <td>5448.40</td> <td>53.74</td> <td>74.00</td> <td>-20.26</td> <td>40.91</td> <td>34.00</td> <td>10.01</td> <td>31.98</td> <td>0.00</td> <td>100</td> <td>243</td> <td>PEAK</td> </tr> <tr> <td>2</td> <td>5470.00</td> <td>53.59</td> <td>68.30</td> <td>-14.71</td> <td>40.75</td> <td>34.00</td> <td>10.04</td> <td>32.00</td> <td>0.00</td> <td>100</td> <td>243</td> <td>PEAK</td> </tr> </tbody> </table>	Limit	Read	Ant	Cable	Preamp	Aux	APos	TPos	Remark	Freq	Level	Line Margin	Level Factor	Loss Factor	Factor	Factor			MHz	dBuV/m	dBuV/m	dB	dBuV	dB/m	dB	dB	cm	deg	1	5448.40	53.74	74.00	-20.26	40.91	34.00	10.01	31.98	0.00	100	243	PEAK	2	5470.00	53.59	68.30	-14.71	40.75	34.00	10.04	32.00	0.00	100	243	PEAK	<table border="1"> <thead> <tr> <th>Limit</th> <th>Read</th> <th>Ant</th> <th>Cable</th> <th>Preamp</th> <th>Aux</th> <th>APos</th> <th>TPos</th> <th>Remark</th> </tr> <tr> <th>Freq</th> <th>Level</th> <th>Line Margin</th> <th>Level Factor</th> <th>Loss Factor</th> <th>Factor</th> <th>Factor</th> <th></th> <th></th> </tr> <tr> <th>MHz</th> <th>dBuV/m</th> <th>dBuV/m</th> <th>dB</th> <th>dBuV</th> <th>dB/m</th> <th>dB</th> <th>dB</th> <th>cm</th> <th>deg</th> </tr> </thead> <tbody> <tr> <td>1</td> <td>5550.00</td> <td>103.73</td> <td>-----</td> <td>-----</td> <td>90.91</td> <td>34.70</td> <td>10.17</td> <td>32.05</td> <td>0.00</td> <td>100</td> <td>243</td> <td>PEAK</td> </tr> </tbody> </table>	Limit	Read	Ant	Cable	Preamp	Aux	APos	TPos	Remark	Freq	Level	Line Margin	Level Factor	Loss Factor	Factor	Factor			MHz	dBuV/m	dBuV/m	dB	dBuV	dB/m	dB	dB	cm	deg	1	5550.00	103.73	-----	-----	90.91	34.70	10.17	32.05	0.00	100	243	PEAK
	Limit	Read	Ant	Cable	Preamp	Aux	APos	TPos	Remark																																																																																								
Freq	Level	Line Margin	Level Factor	Loss Factor	Factor	Factor																																																																																											
MHz	dBuV/m	dBuV/m	dB	dBuV	dB/m	dB	dB	cm	deg																																																																																								
1	5448.40	53.74	74.00	-20.26	40.91	34.00	10.01	31.98	0.00	100	243	PEAK																																																																																					
2	5470.00	53.59	68.30	-14.71	40.75	34.00	10.04	32.00	0.00	100	243	PEAK																																																																																					
Limit	Read	Ant	Cable	Preamp	Aux	APos	TPos	Remark																																																																																									
Freq	Level	Line Margin	Level Factor	Loss Factor	Factor	Factor																																																																																											
MHz	dBuV/m	dBuV/m	dB	dBuV	dB/m	dB	dB	cm	deg																																																																																								
1	5550.00	103.73	-----	-----	90.91	34.70	10.17	32.05	0.00	100	243	PEAK																																																																																					
Avg	<table border="1"> <thead> <tr> <th>Limit</th> <th>Read</th> <th>Ant</th> <th>Cable</th> <th>Preamp</th> <th>Aux</th> <th>APos</th> <th>TPos</th> <th>Remark</th> </tr> <tr> <th>Freq</th> <th>Level</th> <th>Line Margin</th> <th>Level Factor</th> <th>Loss Factor</th> <th>Factor</th> <th>Factor</th> <th></th> <th></th> </tr> <tr> <th>MHz</th> <th>dBuV/m</th> <th>dBuV/m</th> <th>dB</th> <th>dBuV</th> <th>dB/m</th> <th>dB</th> <th>dB</th> <th>cm</th> <th>deg</th> </tr> </thead> <tbody> <tr> <td>1</td> <td>5459.40</td> <td>44.09</td> <td>54.00</td> <td>-9.91</td> <td>31.25</td> <td>34.00</td> <td>10.03</td> <td>31.99</td> <td>0.00</td> <td>100</td> <td>243</td> <td>AVERAGE</td> </tr> </tbody> </table>	Limit	Read	Ant	Cable	Preamp	Aux	APos	TPos	Remark	Freq	Level	Line Margin	Level Factor	Loss Factor	Factor	Factor			MHz	dBuV/m	dBuV/m	dB	dBuV	dB/m	dB	dB	cm	deg	1	5459.40	44.09	54.00	-9.91	31.25	34.00	10.03	31.99	0.00	100	243	AVERAGE	<table border="1"> <thead> <tr> <th>Limit</th> <th>Read</th> <th>Ant</th> <th>Cable</th> <th>Preamp</th> <th>Aux</th> <th>APos</th> <th>TPos</th> <th>Remark</th> </tr> <tr> <th>Freq</th> <th>Level</th> <th>Line Margin</th> <th>Level Factor</th> <th>Loss Factor</th> <th>Factor</th> <th>Factor</th> <th></th> <th></th> </tr> <tr> <th>MHz</th> <th>dBuV/m</th> <th>dBuV/m</th> <th>dB</th> <th>dBuV</th> <th>dB/m</th> <th>dB</th> <th>dB</th> <th>cm</th> <th>deg</th> </tr> </thead> <tbody> <tr> <td>1</td> <td>5550.00</td> <td>95.03</td> <td>-----</td> <td>-----</td> <td>82.21</td> <td>34.70</td> <td>10.17</td> <td>32.05</td> <td>0.00</td> <td>100</td> <td>243</td> <td>AVERAGE</td> </tr> </tbody> </table>	Limit	Read	Ant	Cable	Preamp	Aux	APos	TPos	Remark	Freq	Level	Line Margin	Level Factor	Loss Factor	Factor	Factor			MHz	dBuV/m	dBuV/m	dB	dBuV	dB/m	dB	dB	cm	deg	1	5550.00	95.03	-----	-----	82.21	34.70	10.17	32.05	0.00	100	243	AVERAGE													
Limit	Read	Ant	Cable	Preamp	Aux	APos	TPos	Remark																																																																																									
Freq	Level	Line Margin	Level Factor	Loss Factor	Factor	Factor																																																																																											
MHz	dBuV/m	dBuV/m	dB	dBuV	dB/m	dB	dB	cm	deg																																																																																								
1	5459.40	44.09	54.00	-9.91	31.25	34.00	10.03	31.99	0.00	100	243	AVERAGE																																																																																					
Limit	Read	Ant	Cable	Preamp	Aux	APos	TPos	Remark																																																																																									
Freq	Level	Line Margin	Level Factor	Loss Factor	Factor	Factor																																																																																											
MHz	dBuV/m	dBuV/m	dB	dBuV	dB/m	dB	dB	cm	deg																																																																																								
1	5550.00	95.03	-----	-----	82.21	34.70	10.17	32.05	0.00	100	243	AVERAGE																																																																																					



Mode	24																																																									
	Band Edge - R																																																									
	U-NII-2C_5.47-5.725_802.11n HT40_CH110_5550MHz																																																									
ANT	10																																																									
Pol.	Horizontal	Fundamental																																																								
Peak	<p>The plot shows a blue signal line starting at approximately 113.8 dBuV/m at 5550 MHz, dropping to a noise floor around 48.8 dBuV/m by 5593 MHz. A red horizontal line represents the 5G BAND 1 limit at 65.0 dBuV/m. A peak is marked at 5761.78 MHz with a level of 55.18 dBuV/m.</p> <table border="1"> <thead> <tr> <th>Limit</th> <th>Read</th> <th>Ant</th> <th>Cable</th> <th>Preamp</th> <th>Aux</th> <th>APos</th> <th>TPos</th> </tr> <tr> <th>Freq</th> <th>Level</th> <th>Line</th> <th>Margin</th> <th>Level</th> <th>Factor</th> <th>Loss</th> <th>Factor</th> </tr> <tr> <th>MHz</th> <th>dBuV/m</th> <th>dBuV/m</th> <th>dB</th> <th>dBuV</th> <th>dB/m</th> <th>dB</th> <th>dB</th> </tr> </thead> <tbody> <tr> <td>1 5761.78</td> <td>55.18</td> <td>68.30</td> <td>-13.12</td> <td>42.24</td> <td>34.57</td> <td>10.37</td> <td>32.00</td> </tr> <tr> <td></td> <td></td> <td></td> <td></td> <td></td> <td></td> <td>0.00</td> <td>100</td> </tr> <tr> <td></td> <td></td> <td></td> <td></td> <td></td> <td></td> <td></td> <td>243</td> </tr> <tr> <td></td> <td></td> <td></td> <td></td> <td></td> <td></td> <td></td> <td>PEAK</td> </tr> </tbody> </table>	Limit	Read	Ant	Cable	Preamp	Aux	APos	TPos	Freq	Level	Line	Margin	Level	Factor	Loss	Factor	MHz	dBuV/m	dBuV/m	dB	dBuV	dB/m	dB	dB	1 5761.78	55.18	68.30	-13.12	42.24	34.57	10.37	32.00							0.00	100								243								PEAK	Blank
Limit	Read	Ant	Cable	Preamp	Aux	APos	TPos																																																			
Freq	Level	Line	Margin	Level	Factor	Loss	Factor																																																			
MHz	dBuV/m	dBuV/m	dB	dBuV	dB/m	dB	dB																																																			
1 5761.78	55.18	68.30	-13.12	42.24	34.57	10.37	32.00																																																			
						0.00	100																																																			
							243																																																			
							PEAK																																																			



Mode	24																																																																																																
	Band Edge - L																																																																																																
	U-NII-2C_5.47-5.725_802.11n HT40_CH110_5550MHz																																																																																																
ANT	10																																																																																																
Pol.	Vertical	Fundamental																																																																																															
Peak	 <table border="1"> <thead> <tr> <th>Limit</th> <th>Read</th> <th>Ant</th> <th>Cable</th> <th>Preamp</th> <th>Aux</th> <th>APos</th> <th>TPos</th> <th>Remark</th> </tr> <tr> <th>Freq</th> <th>Level</th> <th>Line Margin</th> <th>Level Factor</th> <th>Loss Factor</th> <th>Loss Factor</th> <th>Factor</th> <th>Factor</th> <th></th> </tr> <tr> <th>MHz</th> <th>dBuV/m</th> <th>dBuV/m</th> <th>dB</th> <th>dBuV</th> <th>dB/m</th> <th>dB</th> <th>dB</th> <th>cm</th> <th>deg</th> </tr> </thead> <tbody> <tr> <td>1</td> <td>5360.20</td> <td>53.70</td> <td>74.00</td> <td>-20.30</td> <td>41.04</td> <td>34.67</td> <td>9.92</td> <td>31.93</td> <td>0.00</td> <td>303</td> <td>32</td> <td>PEAK</td> </tr> <tr> <td>2</td> <td>5469.00</td> <td>54.25</td> <td>68.30</td> <td>-14.05</td> <td>41.41</td> <td>34.80</td> <td>10.04</td> <td>32.00</td> <td>0.00</td> <td>303</td> <td>32</td> <td>PEAK</td> </tr> </tbody> </table>	Limit	Read	Ant	Cable	Preamp	Aux	APos	TPos	Remark	Freq	Level	Line Margin	Level Factor	Loss Factor	Loss Factor	Factor	Factor		MHz	dBuV/m	dBuV/m	dB	dBuV	dB/m	dB	dB	cm	deg	1	5360.20	53.70	74.00	-20.30	41.04	34.67	9.92	31.93	0.00	303	32	PEAK	2	5469.00	54.25	68.30	-14.05	41.41	34.80	10.04	32.00	0.00	303	32	PEAK	 <table border="1"> <thead> <tr> <th>Limit</th> <th>Read</th> <th>Ant</th> <th>Cable</th> <th>Preamp</th> <th>Aux</th> <th>APos</th> <th>TPos</th> <th>Remark</th> </tr> <tr> <th>Freq</th> <th>Level</th> <th>Line Margin</th> <th>Level Factor</th> <th>Loss Factor</th> <th>Loss Factor</th> <th>Factor</th> <th>Factor</th> <th></th> </tr> <tr> <th>MHz</th> <th>dBuV/m</th> <th>dBuV/m</th> <th>dB</th> <th>dBuV</th> <th>dB/m</th> <th>dB</th> <th>dB</th> <th>cm</th> <th>deg</th> </tr> </thead> <tbody> <tr> <td>1</td> <td>5550.00</td> <td>100.60</td> <td>-----</td> <td>-----</td> <td>87.78</td> <td>34.70</td> <td>10.17</td> <td>32.05</td> <td>0.00</td> <td>303</td> <td>32</td> <td>PEAK</td> </tr> </tbody> </table>	Limit	Read	Ant	Cable	Preamp	Aux	APos	TPos	Remark	Freq	Level	Line Margin	Level Factor	Loss Factor	Loss Factor	Factor	Factor		MHz	dBuV/m	dBuV/m	dB	dBuV	dB/m	dB	dB	cm	deg	1	5550.00	100.60	-----	-----	87.78	34.70	10.17	32.05	0.00	303	32	PEAK
	Limit	Read	Ant	Cable	Preamp	Aux	APos	TPos	Remark																																																																																								
Freq	Level	Line Margin	Level Factor	Loss Factor	Loss Factor	Factor	Factor																																																																																										
MHz	dBuV/m	dBuV/m	dB	dBuV	dB/m	dB	dB	cm	deg																																																																																								
1	5360.20	53.70	74.00	-20.30	41.04	34.67	9.92	31.93	0.00	303	32	PEAK																																																																																					
2	5469.00	54.25	68.30	-14.05	41.41	34.80	10.04	32.00	0.00	303	32	PEAK																																																																																					
Limit	Read	Ant	Cable	Preamp	Aux	APos	TPos	Remark																																																																																									
Freq	Level	Line Margin	Level Factor	Loss Factor	Loss Factor	Factor	Factor																																																																																										
MHz	dBuV/m	dBuV/m	dB	dBuV	dB/m	dB	dB	cm	deg																																																																																								
1	5550.00	100.60	-----	-----	87.78	34.70	10.17	32.05	0.00	303	32	PEAK																																																																																					
Avg	 <table border="1"> <thead> <tr> <th>Limit</th> <th>Read</th> <th>Ant</th> <th>Cable</th> <th>Preamp</th> <th>Aux</th> <th>APos</th> <th>TPos</th> <th>Remark</th> </tr> <tr> <th>Freq</th> <th>Level</th> <th>Line Margin</th> <th>Level Factor</th> <th>Loss Factor</th> <th>Loss Factor</th> <th>Factor</th> <th>Factor</th> <th></th> </tr> <tr> <th>MHz</th> <th>dBuV/m</th> <th>dBuV/m</th> <th>dB</th> <th>dBuV</th> <th>dB/m</th> <th>dB</th> <th>dB</th> <th>cm</th> <th>deg</th> </tr> </thead> <tbody> <tr> <td>1</td> <td>5452.00</td> <td>43.39</td> <td>54.00</td> <td>-10.61</td> <td>30.57</td> <td>34.00</td> <td>10.01</td> <td>31.99</td> <td>0.00</td> <td>303</td> <td>32</td> <td>AVERAGE</td> </tr> </tbody> </table>	Limit	Read	Ant	Cable	Preamp	Aux	APos	TPos	Remark	Freq	Level	Line Margin	Level Factor	Loss Factor	Loss Factor	Factor	Factor		MHz	dBuV/m	dBuV/m	dB	dBuV	dB/m	dB	dB	cm	deg	1	5452.00	43.39	54.00	-10.61	30.57	34.00	10.01	31.99	0.00	303	32	AVERAGE	 <table border="1"> <thead> <tr> <th>Limit</th> <th>Read</th> <th>Ant</th> <th>Cable</th> <th>Preamp</th> <th>Aux</th> <th>APos</th> <th>TPos</th> <th>Remark</th> </tr> <tr> <th>Freq</th> <th>Level</th> <th>Line Margin</th> <th>Level Factor</th> <th>Loss Factor</th> <th>Loss Factor</th> <th>Factor</th> <th>Factor</th> <th></th> </tr> <tr> <th>MHz</th> <th>dBuV/m</th> <th>dBuV/m</th> <th>dB</th> <th>dBuV</th> <th>dB/m</th> <th>dB</th> <th>dB</th> <th>cm</th> <th>deg</th> </tr> </thead> <tbody> <tr> <td>1</td> <td>5550.00</td> <td>91.54</td> <td>-----</td> <td>-----</td> <td>78.70</td> <td>34.72</td> <td>10.16</td> <td>32.04</td> <td>0.00</td> <td>303</td> <td>32</td> <td>AVERAGE</td> </tr> </tbody> </table>	Limit	Read	Ant	Cable	Preamp	Aux	APos	TPos	Remark	Freq	Level	Line Margin	Level Factor	Loss Factor	Loss Factor	Factor	Factor		MHz	dBuV/m	dBuV/m	dB	dBuV	dB/m	dB	dB	cm	deg	1	5550.00	91.54	-----	-----	78.70	34.72	10.16	32.04	0.00	303	32	AVERAGE													
Limit	Read	Ant	Cable	Preamp	Aux	APos	TPos	Remark																																																																																									
Freq	Level	Line Margin	Level Factor	Loss Factor	Loss Factor	Factor	Factor																																																																																										
MHz	dBuV/m	dBuV/m	dB	dBuV	dB/m	dB	dB	cm	deg																																																																																								
1	5452.00	43.39	54.00	-10.61	30.57	34.00	10.01	31.99	0.00	303	32	AVERAGE																																																																																					
Limit	Read	Ant	Cable	Preamp	Aux	APos	TPos	Remark																																																																																									
Freq	Level	Line Margin	Level Factor	Loss Factor	Loss Factor	Factor	Factor																																																																																										
MHz	dBuV/m	dBuV/m	dB	dBuV	dB/m	dB	dB	cm	deg																																																																																								
1	5550.00	91.54	-----	-----	78.70	34.72	10.16	32.04	0.00	303	32	AVERAGE																																																																																					



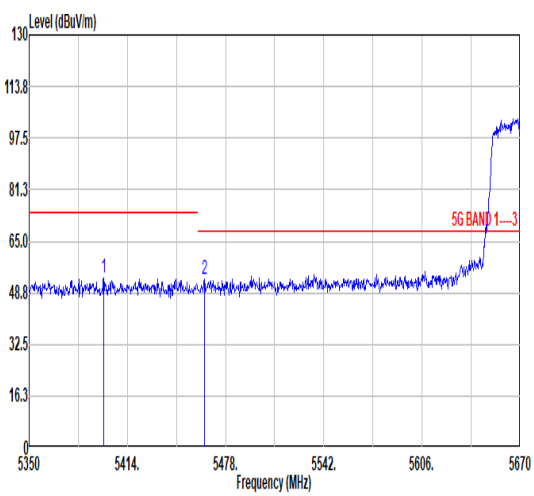
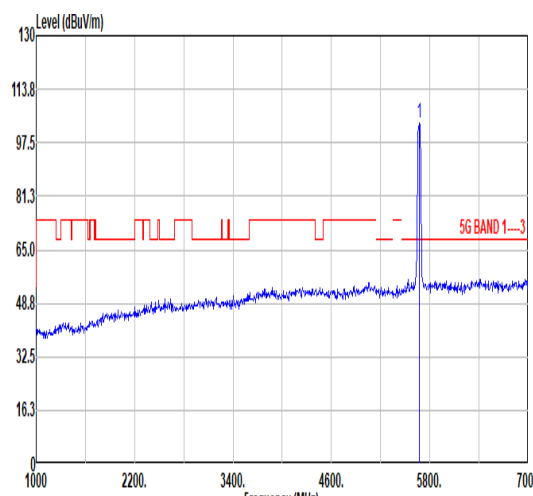
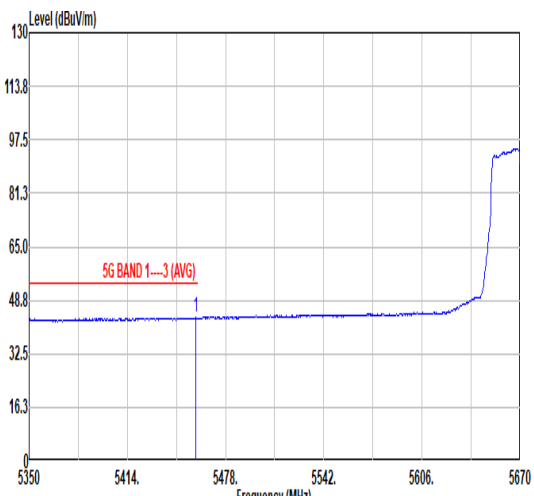
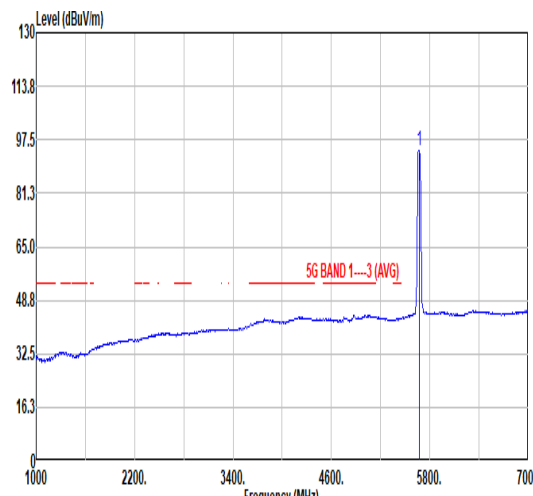
Mode	24																																								
	Band Edge - R																																								
	U-NII-2C_5.47-5.725_802.11n HT40_CH110_5550MHz																																								
ANT	10																																								
Pol.	Vertical	Fundamental																																							
Peak	<table border="1"> <thead> <tr> <th>Limit</th> <th>Read</th> <th>Ant</th> <th>Cable</th> <th>Preamp</th> <th>Aux</th> <th>APos</th> <th>TPos</th> <th>Remark</th> </tr> <tr> <th>Freq</th> <th>Level</th> <th>Line</th> <th>Margin</th> <th>Level</th> <th>Factor</th> <th>Loss</th> <th>Factor</th> <th>Factor</th> </tr> <tr> <th>MHz</th> <th>dBuV/m</th> <th>dBuV/m</th> <th>dB</th> <th>dBuV</th> <th>dB/m</th> <th>dB</th> <th>dB</th> <th>cm</th> <th>deg</th> </tr> </thead> <tbody> <tr> <td>1 5746.94</td> <td>55.21</td> <td>68.30</td> <td>-13.09</td> <td>42.31</td> <td>34.55</td> <td>10.36</td> <td>32.01</td> <td>0.00</td> <td>303</td> <td>32 PEAK</td> </tr> </tbody> </table>	Limit	Read	Ant	Cable	Preamp	Aux	APos	TPos	Remark	Freq	Level	Line	Margin	Level	Factor	Loss	Factor	Factor	MHz	dBuV/m	dBuV/m	dB	dBuV	dB/m	dB	dB	cm	deg	1 5746.94	55.21	68.30	-13.09	42.31	34.55	10.36	32.01	0.00	303	32 PEAK	Blank
Limit	Read	Ant	Cable	Preamp	Aux	APos	TPos	Remark																																	
Freq	Level	Line	Margin	Level	Factor	Loss	Factor	Factor																																	
MHz	dBuV/m	dBuV/m	dB	dBuV	dB/m	dB	dB	cm	deg																																
1 5746.94	55.21	68.30	-13.09	42.31	34.55	10.36	32.01	0.00	303	32 PEAK																															



Mode	24																																																																													
	Harmonic																																																																													
	U-NII-2C_5.47-5.725_802.11n HT40_CH110_5550MHz																																																																													
ANT	10																																																																													
Pol.	Horizontal	Vertical																																																																												
Peak Avg	<table border="1"> <thead> <tr> <th>Limit</th> <th>Read</th> <th>Ant</th> <th>Cable</th> <th>Preamp</th> <th>Aux</th> <th>APos</th> <th>TPos</th> <th>Remark</th> </tr> <tr> <th>Freq</th> <th>Level</th> <th>Line Margin</th> <th>Level</th> <th>Factor</th> <th>Loss Factor</th> <th>Factor</th> <th></th> <th></th> </tr> <tr> <th>MHz</th> <th>dBuV/m</th> <th>dBuV/m</th> <th>dB</th> <th>dBuV</th> <th>dB/m</th> <th>dB</th> <th>dB</th> <th>cm</th> <th>deg</th> </tr> </thead> <tbody> <tr> <td>1 11100.00</td> <td>46.35</td> <td>74.00</td> <td>-27.65</td> <td>55.33</td> <td>38.06</td> <td>14.63</td> <td>61.67</td> <td>0.00</td> <td>--- --- PEAK</td> </tr> </tbody> </table>	Limit	Read	Ant	Cable	Preamp	Aux	APos	TPos	Remark	Freq	Level	Line Margin	Level	Factor	Loss Factor	Factor			MHz	dBuV/m	dBuV/m	dB	dBuV	dB/m	dB	dB	cm	deg	1 11100.00	46.35	74.00	-27.65	55.33	38.06	14.63	61.67	0.00	--- --- PEAK	<table border="1"> <thead> <tr> <th>Limit</th> <th>Read</th> <th>Ant</th> <th>Cable</th> <th>Preamp</th> <th>Aux</th> <th>APos</th> <th>TPos</th> <th>Remark</th> </tr> <tr> <th>Freq</th> <th>Level</th> <th>Line Margin</th> <th>Level</th> <th>Factor</th> <th>Loss Factor</th> <th>Factor</th> <th></th> <th></th> </tr> <tr> <th>MHz</th> <th>dBuV/m</th> <th>dBuV/m</th> <th>dB</th> <th>dBuV</th> <th>dB/m</th> <th>dB</th> <th>dB</th> <th>cm</th> <th>deg</th> </tr> </thead> <tbody> <tr> <td>1 11100.00</td> <td>45.58</td> <td>74.00</td> <td>-28.42</td> <td>54.56</td> <td>38.06</td> <td>14.63</td> <td>61.67</td> <td>0.00</td> <td>--- --- PEAK</td> </tr> </tbody> </table>	Limit	Read	Ant	Cable	Preamp	Aux	APos	TPos	Remark	Freq	Level	Line Margin	Level	Factor	Loss Factor	Factor			MHz	dBuV/m	dBuV/m	dB	dBuV	dB/m	dB	dB	cm	deg	1 11100.00	45.58	74.00	-28.42	54.56	38.06	14.63	61.67	0.00	--- --- PEAK
Limit	Read	Ant	Cable	Preamp	Aux	APos	TPos	Remark																																																																						
Freq	Level	Line Margin	Level	Factor	Loss Factor	Factor																																																																								
MHz	dBuV/m	dBuV/m	dB	dBuV	dB/m	dB	dB	cm	deg																																																																					
1 11100.00	46.35	74.00	-27.65	55.33	38.06	14.63	61.67	0.00	--- --- PEAK																																																																					
Limit	Read	Ant	Cable	Preamp	Aux	APos	TPos	Remark																																																																						
Freq	Level	Line Margin	Level	Factor	Loss Factor	Factor																																																																								
MHz	dBuV/m	dBuV/m	dB	dBuV	dB/m	dB	dB	cm	deg																																																																					
1 11100.00	45.58	74.00	-28.42	54.56	38.06	14.63	61.67	0.00	--- --- PEAK																																																																					



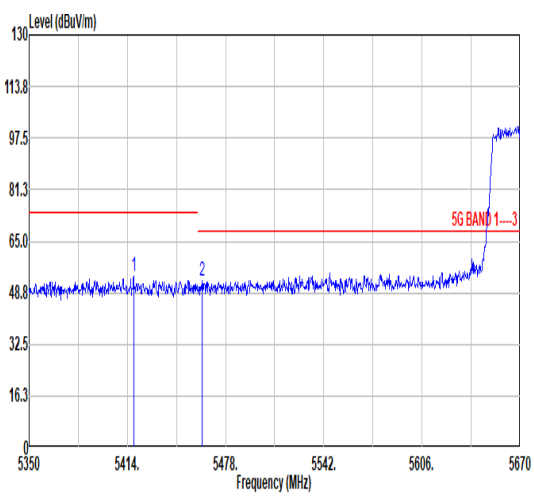
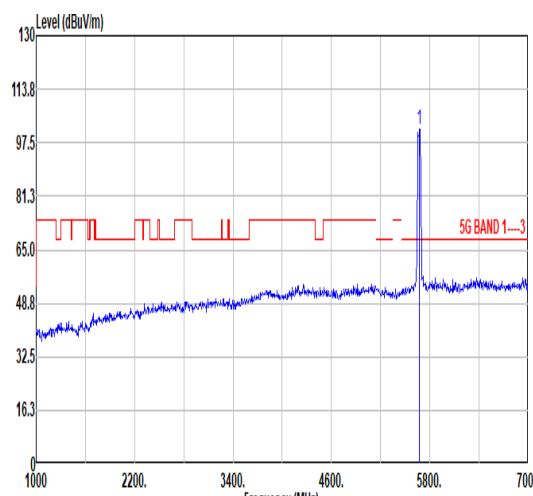
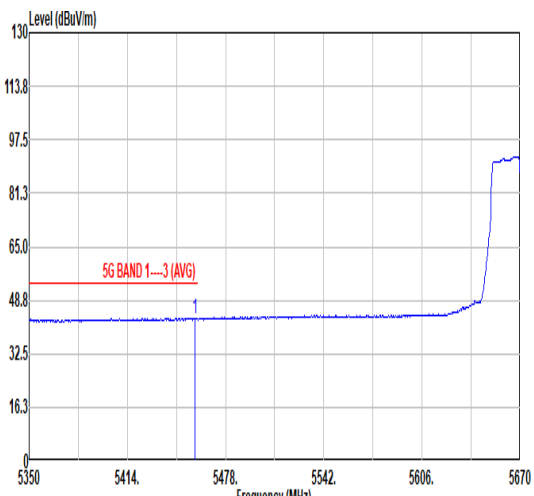
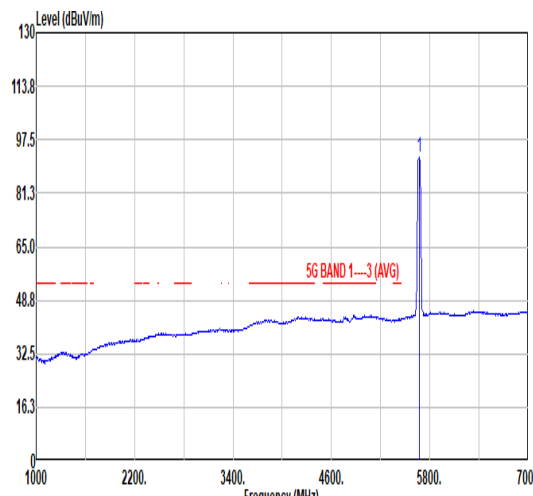


Mode	25																																																																																																
	Band Edge - L																																																																																																
	U-NII-2C_5.47-5.725_802.11n HT40_CH134_5670MHz																																																																																																
ANT	10																																																																																																
Pol.	Horizontal	Fundamental																																																																																															
Peak	 <table border="1"> <thead> <tr> <th>Limit</th> <th>Read</th> <th>Ant</th> <th>Cable</th> <th>Preamp</th> <th>Aux</th> <th>APos</th> <th>TPos</th> <th>Remark</th> </tr> <tr> <th>Freq</th> <th>Level</th> <th>Line Margin</th> <th>Level Factor</th> <th>Loss Factor</th> <th>Loss Factor</th> <th>Factor</th> <th>Factor</th> <th></th> </tr> <tr> <th>MHz</th> <th>dBuV/m</th> <th>dBuV/m</th> <th>dB</th> <th>dBuV</th> <th>dB/m</th> <th>dB</th> <th>dB</th> <th>cm</th> <th>deg</th> </tr> </thead> <tbody> <tr> <td>1</td> <td>5398.64</td> <td>53.37</td> <td>74.00</td> <td>-20.63</td> <td>40.59</td> <td>34.79</td> <td>9.94</td> <td>31.95</td> <td>0.00</td> <td>100</td> <td>241</td> <td>PEAK</td> </tr> <tr> <td>2</td> <td>5464.24</td> <td>52.95</td> <td>68.30</td> <td>-15.35</td> <td>40.11</td> <td>34.80</td> <td>10.03</td> <td>31.99</td> <td>0.00</td> <td>100</td> <td>241</td> <td>PEAK</td> </tr> </tbody> </table>	Limit	Read	Ant	Cable	Preamp	Aux	APos	TPos	Remark	Freq	Level	Line Margin	Level Factor	Loss Factor	Loss Factor	Factor	Factor		MHz	dBuV/m	dBuV/m	dB	dBuV	dB/m	dB	dB	cm	deg	1	5398.64	53.37	74.00	-20.63	40.59	34.79	9.94	31.95	0.00	100	241	PEAK	2	5464.24	52.95	68.30	-15.35	40.11	34.80	10.03	31.99	0.00	100	241	PEAK	 <table border="1"> <thead> <tr> <th>Limit</th> <th>Read</th> <th>Ant</th> <th>Cable</th> <th>Preamp</th> <th>Aux</th> <th>APos</th> <th>TPos</th> <th>Remark</th> </tr> <tr> <th>Freq</th> <th>Level</th> <th>Line Margin</th> <th>Level Factor</th> <th>Loss Factor</th> <th>Loss Factor</th> <th>Factor</th> <th>Factor</th> <th></th> </tr> <tr> <th>MHz</th> <th>dBuV/m</th> <th>dBuV/m</th> <th>dB</th> <th>dBuV</th> <th>dB/m</th> <th>dB</th> <th>dB</th> <th>cm</th> <th>deg</th> </tr> </thead> <tbody> <tr> <td>1</td> <td>5670.00</td> <td>103.49</td> <td>-----</td> <td>-----</td> <td>90.74</td> <td>34.53</td> <td>10.30</td> <td>32.08</td> <td>0.00</td> <td>100</td> <td>241</td> <td>PEAK</td> </tr> </tbody> </table>	Limit	Read	Ant	Cable	Preamp	Aux	APos	TPos	Remark	Freq	Level	Line Margin	Level Factor	Loss Factor	Loss Factor	Factor	Factor		MHz	dBuV/m	dBuV/m	dB	dBuV	dB/m	dB	dB	cm	deg	1	5670.00	103.49	-----	-----	90.74	34.53	10.30	32.08	0.00	100	241	PEAK
	Limit	Read	Ant	Cable	Preamp	Aux	APos	TPos	Remark																																																																																								
Freq	Level	Line Margin	Level Factor	Loss Factor	Loss Factor	Factor	Factor																																																																																										
MHz	dBuV/m	dBuV/m	dB	dBuV	dB/m	dB	dB	cm	deg																																																																																								
1	5398.64	53.37	74.00	-20.63	40.59	34.79	9.94	31.95	0.00	100	241	PEAK																																																																																					
2	5464.24	52.95	68.30	-15.35	40.11	34.80	10.03	31.99	0.00	100	241	PEAK																																																																																					
Limit	Read	Ant	Cable	Preamp	Aux	APos	TPos	Remark																																																																																									
Freq	Level	Line Margin	Level Factor	Loss Factor	Loss Factor	Factor	Factor																																																																																										
MHz	dBuV/m	dBuV/m	dB	dBuV	dB/m	dB	dB	cm	deg																																																																																								
1	5670.00	103.49	-----	-----	90.74	34.53	10.30	32.08	0.00	100	241	PEAK																																																																																					
Avg	 <table border="1"> <thead> <tr> <th>Limit</th> <th>Read</th> <th>Ant</th> <th>Cable</th> <th>Preamp</th> <th>Aux</th> <th>APos</th> <th>TPos</th> <th>Remark</th> </tr> <tr> <th>Freq</th> <th>Level</th> <th>Line Margin</th> <th>Level Factor</th> <th>Loss Factor</th> <th>Loss Factor</th> <th>Factor</th> <th>Factor</th> <th></th> </tr> <tr> <th>MHz</th> <th>dBuV/m</th> <th>dBuV/m</th> <th>dB</th> <th>dBuV</th> <th>dB/m</th> <th>dB</th> <th>dB</th> <th>cm</th> <th>deg</th> </tr> </thead> <tbody> <tr> <td>1</td> <td>5458.00</td> <td>43.54</td> <td>54.00</td> <td>-10.46</td> <td>30.71</td> <td>34.80</td> <td>10.02</td> <td>31.99</td> <td>0.00</td> <td>100</td> <td>241</td> <td>AVERAGE</td> </tr> </tbody> </table>	Limit	Read	Ant	Cable	Preamp	Aux	APos	TPos	Remark	Freq	Level	Line Margin	Level Factor	Loss Factor	Loss Factor	Factor	Factor		MHz	dBuV/m	dBuV/m	dB	dBuV	dB/m	dB	dB	cm	deg	1	5458.00	43.54	54.00	-10.46	30.71	34.80	10.02	31.99	0.00	100	241	AVERAGE	 <table border="1"> <thead> <tr> <th>Limit</th> <th>Read</th> <th>Ant</th> <th>Cable</th> <th>Preamp</th> <th>Aux</th> <th>APos</th> <th>TPos</th> <th>Remark</th> </tr> <tr> <th>Freq</th> <th>Level</th> <th>Line Margin</th> <th>Level Factor</th> <th>Loss Factor</th> <th>Loss Factor</th> <th>Factor</th> <th>Factor</th> <th></th> </tr> <tr> <th>MHz</th> <th>dBuV/m</th> <th>dBuV/m</th> <th>dB</th> <th>dBuV</th> <th>dB/m</th> <th>dB</th> <th>dB</th> <th>cm</th> <th>deg</th> </tr> </thead> <tbody> <tr> <td>1</td> <td>5670.00</td> <td>94.17</td> <td>-----</td> <td>-----</td> <td>81.42</td> <td>34.53</td> <td>10.30</td> <td>32.08</td> <td>0.00</td> <td>100</td> <td>241</td> <td>AVERAGE</td> </tr> </tbody> </table>	Limit	Read	Ant	Cable	Preamp	Aux	APos	TPos	Remark	Freq	Level	Line Margin	Level Factor	Loss Factor	Loss Factor	Factor	Factor		MHz	dBuV/m	dBuV/m	dB	dBuV	dB/m	dB	dB	cm	deg	1	5670.00	94.17	-----	-----	81.42	34.53	10.30	32.08	0.00	100	241	AVERAGE													
	Limit	Read	Ant	Cable	Preamp	Aux	APos	TPos	Remark																																																																																								
Freq	Level	Line Margin	Level Factor	Loss Factor	Loss Factor	Factor	Factor																																																																																										
MHz	dBuV/m	dBuV/m	dB	dBuV	dB/m	dB	dB	cm	deg																																																																																								
1	5458.00	43.54	54.00	-10.46	30.71	34.80	10.02	31.99	0.00	100	241	AVERAGE																																																																																					
Limit	Read	Ant	Cable	Preamp	Aux	APos	TPos	Remark																																																																																									
Freq	Level	Line Margin	Level Factor	Loss Factor	Loss Factor	Factor	Factor																																																																																										
MHz	dBuV/m	dBuV/m	dB	dBuV	dB/m	dB	dB	cm	deg																																																																																								
1	5670.00	94.17	-----	-----	81.42	34.53	10.30	32.08	0.00	100	241	AVERAGE																																																																																					



Mode	25																																																									
	Band Edge - R																																																									
	U-NII-2C_5.47-5.725_802.11n HT40_CH134_5670MHz																																																									
ANT	10																																																									
Pol.	Horizontal	Fundamental																																																								
Peak	<table border="1"> <thead> <tr> <th>Limit</th> <th>Read</th> <th>Ant</th> <th>Cable</th> <th>Preamp</th> <th>Aux</th> <th>APos</th> <th>TPos</th> </tr> <tr> <th>Freq</th> <th>Level</th> <th>Line</th> <th>Margin</th> <th>Level</th> <th>Factor</th> <th>Loss</th> <th>Factor</th> </tr> <tr> <th>MHz</th> <th>dBuV/m</th> <th>dBuV/m</th> <th>dB</th> <th>dBuV</th> <th>dB/m</th> <th>dB</th> <th>dB</th> </tr> </thead> <tbody> <tr> <td>1 5727.67</td> <td>58.00</td> <td>68.30</td> <td>-10.30</td> <td>45.15</td> <td>34.53</td> <td>10.35</td> <td>32.03</td> </tr> <tr> <td></td> <td></td> <td></td> <td></td> <td></td> <td></td> <td>0.00</td> <td>100</td> </tr> <tr> <td></td> <td></td> <td></td> <td></td> <td></td> <td></td> <td></td> <td>241</td> </tr> <tr> <td></td> <td></td> <td></td> <td></td> <td></td> <td></td> <td></td> <td>PEAK</td> </tr> </tbody> </table>	Limit	Read	Ant	Cable	Preamp	Aux	APos	TPos	Freq	Level	Line	Margin	Level	Factor	Loss	Factor	MHz	dBuV/m	dBuV/m	dB	dBuV	dB/m	dB	dB	1 5727.67	58.00	68.30	-10.30	45.15	34.53	10.35	32.03							0.00	100								241								PEAK	Blank
Limit	Read	Ant	Cable	Preamp	Aux	APos	TPos																																																			
Freq	Level	Line	Margin	Level	Factor	Loss	Factor																																																			
MHz	dBuV/m	dBuV/m	dB	dBuV	dB/m	dB	dB																																																			
1 5727.67	58.00	68.30	-10.30	45.15	34.53	10.35	32.03																																																			
						0.00	100																																																			
							241																																																			
							PEAK																																																			



Mode	25																																																																																																
	Band Edge - L																																																																																																
	U-NII-2C_5.47-5.725_802.11n HT40_CH134_5670MHz																																																																																																
ANT	10																																																																																																
Pol.	Vertical	Fundamental																																																																																															
Peak	 <table border="1" data-bbox="263 1108 774 1254"> <thead> <tr> <th>Limit</th> <th>Read</th> <th>Ant</th> <th>Cable</th> <th>Preamp</th> <th>Aux</th> <th>APos</th> <th>TPos</th> <th>Remark</th> </tr> <tr> <th>Freq</th> <th>Level</th> <th>Line Margin</th> <th>Level Factor</th> <th>Loss Factor</th> <th>Loss Factor</th> <th>Factor</th> <th></th> <th></th> </tr> <tr> <th>MHz</th> <th>dBuV/m</th> <th>dBuV/m</th> <th>dB</th> <th>dBuV</th> <th>dB/m</th> <th>dB</th> <th>dB</th> <th>cm</th> <th>deg</th> </tr> </thead> <tbody> <tr> <td>1</td> <td>5418.16</td> <td>54.01</td> <td>74.00</td> <td>-19.99</td> <td>41.22</td> <td>34.00</td> <td>9.96</td> <td>31.97</td> <td>0.00</td> <td>308</td> <td>31</td> <td>PEAK</td> </tr> <tr> <td>2</td> <td>5462.64</td> <td>52.32</td> <td>68.30</td> <td>-15.98</td> <td>39.48</td> <td>34.00</td> <td>10.03</td> <td>31.99</td> <td>0.00</td> <td>308</td> <td>31</td> <td>PEAK</td> </tr> </tbody> </table>	Limit	Read	Ant	Cable	Preamp	Aux	APos	TPos	Remark	Freq	Level	Line Margin	Level Factor	Loss Factor	Loss Factor	Factor			MHz	dBuV/m	dBuV/m	dB	dBuV	dB/m	dB	dB	cm	deg	1	5418.16	54.01	74.00	-19.99	41.22	34.00	9.96	31.97	0.00	308	31	PEAK	2	5462.64	52.32	68.30	-15.98	39.48	34.00	10.03	31.99	0.00	308	31	PEAK	 <table border="1" data-bbox="901 1108 1412 1254"> <thead> <tr> <th>Limit</th> <th>Read</th> <th>Ant</th> <th>Cable</th> <th>Preamp</th> <th>Aux</th> <th>APos</th> <th>TPos</th> <th>Remark</th> </tr> <tr> <th>Freq</th> <th>Level</th> <th>Line Margin</th> <th>Level Factor</th> <th>Loss Factor</th> <th>Loss Factor</th> <th>Factor</th> <th></th> <th></th> </tr> <tr> <th>MHz</th> <th>dBuV/m</th> <th>dBuV/m</th> <th>dB</th> <th>dBuV</th> <th>dB/m</th> <th>dB</th> <th>dB</th> <th>cm</th> <th>deg</th> </tr> </thead> <tbody> <tr> <td>1</td> <td>5670.00</td> <td>101.49</td> <td>-----</td> <td>-----</td> <td>88.74</td> <td>34.51</td> <td>10.31</td> <td>32.07</td> <td>0.00</td> <td>308</td> <td>31</td> <td>PEAK</td> </tr> </tbody> </table>	Limit	Read	Ant	Cable	Preamp	Aux	APos	TPos	Remark	Freq	Level	Line Margin	Level Factor	Loss Factor	Loss Factor	Factor			MHz	dBuV/m	dBuV/m	dB	dBuV	dB/m	dB	dB	cm	deg	1	5670.00	101.49	-----	-----	88.74	34.51	10.31	32.07	0.00	308	31	PEAK
Limit	Read	Ant	Cable	Preamp	Aux	APos	TPos	Remark																																																																																									
Freq	Level	Line Margin	Level Factor	Loss Factor	Loss Factor	Factor																																																																																											
MHz	dBuV/m	dBuV/m	dB	dBuV	dB/m	dB	dB	cm	deg																																																																																								
1	5418.16	54.01	74.00	-19.99	41.22	34.00	9.96	31.97	0.00	308	31	PEAK																																																																																					
2	5462.64	52.32	68.30	-15.98	39.48	34.00	10.03	31.99	0.00	308	31	PEAK																																																																																					
Limit	Read	Ant	Cable	Preamp	Aux	APos	TPos	Remark																																																																																									
Freq	Level	Line Margin	Level Factor	Loss Factor	Loss Factor	Factor																																																																																											
MHz	dBuV/m	dBuV/m	dB	dBuV	dB/m	dB	dB	cm	deg																																																																																								
1	5670.00	101.49	-----	-----	88.74	34.51	10.31	32.07	0.00	308	31	PEAK																																																																																					
Avg	 <table border="1" data-bbox="263 1792 774 1937"> <thead> <tr> <th>Limit</th> <th>Read</th> <th>Ant</th> <th>Cable</th> <th>Preamp</th> <th>Aux</th> <th>APos</th> <th>TPos</th> <th>Remark</th> </tr> <tr> <th>Freq</th> <th>Level</th> <th>Line Margin</th> <th>Level Factor</th> <th>Loss Factor</th> <th>Loss Factor</th> <th>Factor</th> <th></th> <th></th> </tr> <tr> <th>MHz</th> <th>dBuV/m</th> <th>dBuV/m</th> <th>dB</th> <th>dBuV</th> <th>dB/m</th> <th>dB</th> <th>dB</th> <th>cm</th> <th>deg</th> </tr> </thead> <tbody> <tr> <td>1</td> <td>5457.84</td> <td>43.39</td> <td>54.00</td> <td>-10.61</td> <td>30.56</td> <td>34.00</td> <td>10.02</td> <td>31.99</td> <td>0.00</td> <td>308</td> <td>31</td> <td>AVERAGE</td> </tr> </tbody> </table>	Limit	Read	Ant	Cable	Preamp	Aux	APos	TPos	Remark	Freq	Level	Line Margin	Level Factor	Loss Factor	Loss Factor	Factor			MHz	dBuV/m	dBuV/m	dB	dBuV	dB/m	dB	dB	cm	deg	1	5457.84	43.39	54.00	-10.61	30.56	34.00	10.02	31.99	0.00	308	31	AVERAGE	 <table border="1" data-bbox="901 1792 1412 1937"> <thead> <tr> <th>Limit</th> <th>Read</th> <th>Ant</th> <th>Cable</th> <th>Preamp</th> <th>Aux</th> <th>APos</th> <th>TPos</th> <th>Remark</th> </tr> <tr> <th>Freq</th> <th>Level</th> <th>Line Margin</th> <th>Level Factor</th> <th>Loss Factor</th> <th>Loss Factor</th> <th>Factor</th> <th></th> <th></th> </tr> <tr> <th>MHz</th> <th>dBuV/m</th> <th>dBuV/m</th> <th>dB</th> <th>dBuV</th> <th>dB/m</th> <th>dB</th> <th>dB</th> <th>cm</th> <th>deg</th> </tr> </thead> <tbody> <tr> <td>1</td> <td>5670.00</td> <td>92.18</td> <td>-----</td> <td>-----</td> <td>79.43</td> <td>34.52</td> <td>10.30</td> <td>32.07</td> <td>0.00</td> <td>308</td> <td>31</td> <td>AVERAGE</td> </tr> </tbody> </table>	Limit	Read	Ant	Cable	Preamp	Aux	APos	TPos	Remark	Freq	Level	Line Margin	Level Factor	Loss Factor	Loss Factor	Factor			MHz	dBuV/m	dBuV/m	dB	dBuV	dB/m	dB	dB	cm	deg	1	5670.00	92.18	-----	-----	79.43	34.52	10.30	32.07	0.00	308	31	AVERAGE													
Limit	Read	Ant	Cable	Preamp	Aux	APos	TPos	Remark																																																																																									
Freq	Level	Line Margin	Level Factor	Loss Factor	Loss Factor	Factor																																																																																											
MHz	dBuV/m	dBuV/m	dB	dBuV	dB/m	dB	dB	cm	deg																																																																																								
1	5457.84	43.39	54.00	-10.61	30.56	34.00	10.02	31.99	0.00	308	31	AVERAGE																																																																																					
Limit	Read	Ant	Cable	Preamp	Aux	APos	TPos	Remark																																																																																									
Freq	Level	Line Margin	Level Factor	Loss Factor	Loss Factor	Factor																																																																																											
MHz	dBuV/m	dBuV/m	dB	dBuV	dB/m	dB	dB	cm	deg																																																																																								
1	5670.00	92.18	-----	-----	79.43	34.52	10.30	32.07	0.00	308	31	AVERAGE																																																																																					



Mode	25																																																	
	Band Edge - R																																																	
	U-NII-2C_5.47-5.725_802.11n HT40_CH134_5670MHz																																																	
ANT	10																																																	
Pol.	Vertical	Fundamental																																																
Peak	<table border="1"> <thead> <tr> <th>Limit</th> <th>Read</th> <th>Ant</th> <th>Cable</th> <th>Preamp</th> <th>Aux</th> <th>APos</th> <th>TPos</th> </tr> <tr> <th>Freq</th> <th>Level</th> <th>Line</th> <th>Margin</th> <th>Level</th> <th>Factor</th> <th>Loss</th> <th>Factor</th> </tr> <tr> <th>MHz</th> <th>dBuV/m</th> <th>dBuV/m</th> <th>dB</th> <th>dBuV</th> <th>dB/m</th> <th>dB</th> <th>dB</th> </tr> </thead> <tbody> <tr> <td>1 5728.90</td> <td>55.19</td> <td>68.30</td> <td>-13.11</td> <td>42.33</td> <td>34.54</td> <td>10.35</td> <td>32.03</td> </tr> <tr> <td></td> <td></td> <td></td> <td></td> <td></td> <td></td> <td>0.00</td> <td>308</td> </tr> <tr> <td></td> <td></td> <td></td> <td></td> <td></td> <td></td> <td></td> <td>31 PEAK</td> </tr> </tbody> </table>	Limit	Read	Ant	Cable	Preamp	Aux	APos	TPos	Freq	Level	Line	Margin	Level	Factor	Loss	Factor	MHz	dBuV/m	dBuV/m	dB	dBuV	dB/m	dB	dB	1 5728.90	55.19	68.30	-13.11	42.33	34.54	10.35	32.03							0.00	308								31 PEAK	Blank
Limit	Read	Ant	Cable	Preamp	Aux	APos	TPos																																											
Freq	Level	Line	Margin	Level	Factor	Loss	Factor																																											
MHz	dBuV/m	dBuV/m	dB	dBuV	dB/m	dB	dB																																											
1 5728.90	55.19	68.30	-13.11	42.33	34.54	10.35	32.03																																											
						0.00	308																																											
							31 PEAK																																											



Mode	25																																																																																	
	Harmonic																																																																																	
	U-NII-2C_5.47-5.725_802.11n HT40_CH134_5670MHz																																																																																	
ANT	10																																																																																	
Pol.	Horizontal	Vertical																																																																																
Peak Avg	<table border="1"> <thead> <tr> <th>Limit</th> <th>Read</th> <th>Ant</th> <th>Cable</th> <th>Preamp</th> <th>Aux</th> <th>APos</th> <th>TPos</th> <th>Remark</th> </tr> <tr> <th>Freq</th> <th>Level</th> <th>Line Margin</th> <th>Level</th> <th>Factor</th> <th>Loss Factor</th> <th>Factor</th> <th></th> <th></th> </tr> <tr> <th>MHz</th> <th>dBuV/m</th> <th>dBuV/m</th> <th>dB</th> <th>dBuV</th> <th>dB/m</th> <th>dB</th> <th>dB</th> <th>cm</th> <th>deg</th> </tr> </thead> <tbody> <tr> <td>1 11340.00</td> <td>46.53</td> <td>74.00</td> <td>-27.47</td> <td>55.11</td> <td>38.20</td> <td>14.80</td> <td>61.58</td> <td>0.00</td> <td>---</td> <td>---</td> <td>PEAK</td> </tr> </tbody> </table>	Limit	Read	Ant	Cable	Preamp	Aux	APos	TPos	Remark	Freq	Level	Line Margin	Level	Factor	Loss Factor	Factor			MHz	dBuV/m	dBuV/m	dB	dBuV	dB/m	dB	dB	cm	deg	1 11340.00	46.53	74.00	-27.47	55.11	38.20	14.80	61.58	0.00	---	---	PEAK	<table border="1"> <thead> <tr> <th>Limit</th> <th>Read</th> <th>Ant</th> <th>Cable</th> <th>Preamp</th> <th>Aux</th> <th>APos</th> <th>TPos</th> <th>Remark</th> </tr> <tr> <th>Freq</th> <th>Level</th> <th>Line Margin</th> <th>Level</th> <th>Factor</th> <th>Loss Factor</th> <th>Factor</th> <th></th> <th></th> </tr> <tr> <th>MHz</th> <th>dBuV/m</th> <th>dBuV/m</th> <th>dB</th> <th>dBuV</th> <th>dB/m</th> <th>dB</th> <th>dB</th> <th>cm</th> <th>deg</th> </tr> </thead> <tbody> <tr> <td>1 11340.00</td> <td>46.52</td> <td>74.00</td> <td>-27.48</td> <td>55.10</td> <td>38.20</td> <td>14.80</td> <td>61.58</td> <td>0.00</td> <td>---</td> <td>---</td> <td>PEAK</td> </tr> </tbody> </table>	Limit	Read	Ant	Cable	Preamp	Aux	APos	TPos	Remark	Freq	Level	Line Margin	Level	Factor	Loss Factor	Factor			MHz	dBuV/m	dBuV/m	dB	dBuV	dB/m	dB	dB	cm	deg	1 11340.00	46.52	74.00	-27.48	55.10	38.20	14.80	61.58	0.00	---	---	PEAK
Limit	Read	Ant	Cable	Preamp	Aux	APos	TPos	Remark																																																																										
Freq	Level	Line Margin	Level	Factor	Loss Factor	Factor																																																																												
MHz	dBuV/m	dBuV/m	dB	dBuV	dB/m	dB	dB	cm	deg																																																																									
1 11340.00	46.53	74.00	-27.47	55.11	38.20	14.80	61.58	0.00	---	---	PEAK																																																																							
Limit	Read	Ant	Cable	Preamp	Aux	APos	TPos	Remark																																																																										
Freq	Level	Line Margin	Level	Factor	Loss Factor	Factor																																																																												
MHz	dBuV/m	dBuV/m	dB	dBuV	dB/m	dB	dB	cm	deg																																																																									
1 11340.00	46.52	74.00	-27.48	55.10	38.20	14.80	61.58	0.00	---	---	PEAK																																																																							



Mode	26																																																																	
	Band Edge - L																																																																	
	U-NII-1_5.15-5.25_802.11ac VHT80_CH42_5210MHz																																																																	
ANT	10																																																																	
Pol.	Horizontal	Fundamental																																																																
Peak	<table border="1"> <thead> <tr> <th>Limit</th> <th>Read</th> <th>Ant</th> <th>Cable</th> <th>Preamp</th> <th>Aux</th> <th>APos</th> <th>TPos</th> </tr> <tr> <th>Freq Level Line Margin</th> <th>Level Factor</th> <th>Loss Factor</th> <th>Factor</th> <th>Factor</th> <th>Factor</th> <th>cm</th> <th>deg</th> </tr> <tr> <th>MHz dBuV/m dBuV/m dB</th> <th>dBuV dB/m dB</th> <th>dB</th> <th>dB</th> <th>dB</th> <th>dB</th> <th>cm</th> <th>deg</th> </tr> </thead> <tbody> <tr> <td>1 5126.21 55.55 74.00 -18.45</td> <td>43.47</td> <td>34.10</td> <td>9.77</td> <td>31.79</td> <td>0.00</td> <td>100</td> <td>234 PEAK</td> </tr> </tbody> </table>	Limit	Read	Ant	Cable	Preamp	Aux	APos	TPos	Freq Level Line Margin	Level Factor	Loss Factor	Factor	Factor	Factor	cm	deg	MHz dBuV/m dBuV/m dB	dBuV dB/m dB	dB	dB	dB	dB	cm	deg	1 5126.21 55.55 74.00 -18.45	43.47	34.10	9.77	31.79	0.00	100	234 PEAK	<table border="1"> <thead> <tr> <th>Limit</th> <th>Read</th> <th>Ant</th> <th>Cable</th> <th>Preamp</th> <th>Aux</th> <th>APos</th> <th>TPos</th> </tr> <tr> <th>Freq Level Line Margin</th> <th>Level Factor</th> <th>Loss Factor</th> <th>Factor</th> <th>Factor</th> <th>Factor</th> <th>cm</th> <th>deg</th> </tr> <tr> <th>MHz dBuV/m dBuV/m dB</th> <th>dBuV dB/m dB</th> <th>dB</th> <th>dB</th> <th>dB</th> <th>dB</th> <th>cm</th> <th>deg</th> </tr> </thead> <tbody> <tr> <td>1 5210.00 94.56</td> <td>-----</td> <td>82.39</td> <td>34.17</td> <td>9.84</td> <td>31.84</td> <td>0.00</td> <td>100 234 PEAK</td> </tr> </tbody> </table>	Limit	Read	Ant	Cable	Preamp	Aux	APos	TPos	Freq Level Line Margin	Level Factor	Loss Factor	Factor	Factor	Factor	cm	deg	MHz dBuV/m dBuV/m dB	dBuV dB/m dB	dB	dB	dB	dB	cm	deg	1 5210.00 94.56	-----	82.39	34.17	9.84	31.84	0.00	100 234 PEAK
	Limit	Read	Ant	Cable	Preamp	Aux	APos	TPos																																																										
Freq Level Line Margin	Level Factor	Loss Factor	Factor	Factor	Factor	cm	deg																																																											
MHz dBuV/m dBuV/m dB	dBuV dB/m dB	dB	dB	dB	dB	cm	deg																																																											
1 5126.21 55.55 74.00 -18.45	43.47	34.10	9.77	31.79	0.00	100	234 PEAK																																																											
Limit	Read	Ant	Cable	Preamp	Aux	APos	TPos																																																											
Freq Level Line Margin	Level Factor	Loss Factor	Factor	Factor	Factor	cm	deg																																																											
MHz dBuV/m dBuV/m dB	dBuV dB/m dB	dB	dB	dB	dB	cm	deg																																																											
1 5210.00 94.56	-----	82.39	34.17	9.84	31.84	0.00	100 234 PEAK																																																											
Avg	<table border="1"> <thead> <tr> <th>Limit</th> <th>Read</th> <th>Ant</th> <th>Cable</th> <th>Preamp</th> <th>Aux</th> <th>APos</th> <th>TPos</th> </tr> <tr> <th>Freq Level Line Margin</th> <th>Level Factor</th> <th>Loss Factor</th> <th>Factor</th> <th>Factor</th> <th>Factor</th> <th>cm</th> <th>deg</th> </tr> <tr> <th>MHz dBuV/m dBuV/m dB</th> <th>dBuV dB/m dB</th> <th>dB</th> <th>dB</th> <th>dB</th> <th>dB</th> <th>cm</th> <th>deg</th> </tr> </thead> <tbody> <tr> <td>1 5133.98 45.32 54.00 -8.68</td> <td>33.24</td> <td>34.10</td> <td>9.77</td> <td>31.79</td> <td>0.00</td> <td>100</td> <td>234 AVERAGE</td> </tr> </tbody> </table>	Limit	Read	Ant	Cable	Preamp	Aux	APos	TPos	Freq Level Line Margin	Level Factor	Loss Factor	Factor	Factor	Factor	cm	deg	MHz dBuV/m dBuV/m dB	dBuV dB/m dB	dB	dB	dB	dB	cm	deg	1 5133.98 45.32 54.00 -8.68	33.24	34.10	9.77	31.79	0.00	100	234 AVERAGE	<table border="1"> <thead> <tr> <th>Limit</th> <th>Read</th> <th>Ant</th> <th>Cable</th> <th>Preamp</th> <th>Aux</th> <th>APos</th> <th>TPos</th> </tr> <tr> <th>Freq Level Line Margin</th> <th>Level Factor</th> <th>Loss Factor</th> <th>Factor</th> <th>Factor</th> <th>Factor</th> <th>cm</th> <th>deg</th> </tr> <tr> <th>MHz dBuV/m dBuV/m dB</th> <th>dBuV dB/m dB</th> <th>dB</th> <th>dB</th> <th>dB</th> <th>dB</th> <th>cm</th> <th>deg</th> </tr> </thead> <tbody> <tr> <td>1 5210.00 85.67</td> <td>-----</td> <td>73.50</td> <td>34.17</td> <td>9.84</td> <td>31.84</td> <td>0.00</td> <td>100 234 AVERAGE</td> </tr> </tbody> </table>	Limit	Read	Ant	Cable	Preamp	Aux	APos	TPos	Freq Level Line Margin	Level Factor	Loss Factor	Factor	Factor	Factor	cm	deg	MHz dBuV/m dBuV/m dB	dBuV dB/m dB	dB	dB	dB	dB	cm	deg	1 5210.00 85.67	-----	73.50	34.17	9.84	31.84	0.00	100 234 AVERAGE
Limit	Read	Ant	Cable	Preamp	Aux	APos	TPos																																																											
Freq Level Line Margin	Level Factor	Loss Factor	Factor	Factor	Factor	cm	deg																																																											
MHz dBuV/m dBuV/m dB	dBuV dB/m dB	dB	dB	dB	dB	cm	deg																																																											
1 5133.98 45.32 54.00 -8.68	33.24	34.10	9.77	31.79	0.00	100	234 AVERAGE																																																											
Limit	Read	Ant	Cable	Preamp	Aux	APos	TPos																																																											
Freq Level Line Margin	Level Factor	Loss Factor	Factor	Factor	Factor	cm	deg																																																											
MHz dBuV/m dBuV/m dB	dBuV dB/m dB	dB	dB	dB	dB	cm	deg																																																											
1 5210.00 85.67	-----	73.50	34.17	9.84	31.84	0.00	100 234 AVERAGE																																																											



Mode	26																																		
	Band Edge - R																																		
	U-NII-1_5.15-5.25_802.11ac VHT80_CH42_5210MHz																																		
ANT	10																																		
Pol.	Horizontal	Fundamental																																	
Peak	<table border="1"> <thead> <tr> <th>Limit</th> <th>Read</th> <th>Ant</th> <th>Cable</th> <th>Preamp</th> <th>Aux</th> <th>APos</th> <th>TPos</th> <th>Remark</th> </tr> <tr> <th>Freq</th> <th>Level</th> <th>Line</th> <th>Margin</th> <th>Level</th> <th>Factor</th> <th>Loss</th> <th>Factor</th> <th>Factor</th> <th>cm</th> <th>deg</th> </tr> </thead> <tbody> <tr> <td>1</td> <td>5411.00</td> <td>53.81</td> <td>74.00</td> <td>-20.19</td> <td>41.02</td> <td>34.80</td> <td>9.95</td> <td>31.96</td> <td>0.00</td> <td>100</td> <td>234</td> <td>PEAK</td> </tr> </tbody> </table>	Limit	Read	Ant	Cable	Preamp	Aux	APos	TPos	Remark	Freq	Level	Line	Margin	Level	Factor	Loss	Factor	Factor	cm	deg	1	5411.00	53.81	74.00	-20.19	41.02	34.80	9.95	31.96	0.00	100	234	PEAK	Blank
Limit	Read	Ant	Cable	Preamp	Aux	APos	TPos	Remark																											
Freq	Level	Line	Margin	Level	Factor	Loss	Factor	Factor	cm	deg																									
1	5411.00	53.81	74.00	-20.19	41.02	34.80	9.95	31.96	0.00	100	234	PEAK																							
Avg	<table border="1"> <thead> <tr> <th>Limit</th> <th>Read</th> <th>Ant</th> <th>Cable</th> <th>Preamp</th> <th>Aux</th> <th>APos</th> <th>TPos</th> <th>Remark</th> </tr> <tr> <th>Freq</th> <th>Level</th> <th>Line</th> <th>Margin</th> <th>Level</th> <th>Factor</th> <th>Loss</th> <th>Factor</th> <th>Factor</th> <th>cm</th> <th>deg</th> </tr> </thead> <tbody> <tr> <td>1</td> <td>5454.00</td> <td>44.23</td> <td>54.00</td> <td>-9.77</td> <td>31.40</td> <td>34.80</td> <td>10.02</td> <td>31.99</td> <td>0.00</td> <td>100</td> <td>234</td> <td>AVERAGE</td> </tr> </tbody> </table>	Limit	Read	Ant	Cable	Preamp	Aux	APos	TPos	Remark	Freq	Level	Line	Margin	Level	Factor	Loss	Factor	Factor	cm	deg	1	5454.00	44.23	54.00	-9.77	31.40	34.80	10.02	31.99	0.00	100	234	AVERAGE	Blank
Limit	Read	Ant	Cable	Preamp	Aux	APos	TPos	Remark																											
Freq	Level	Line	Margin	Level	Factor	Loss	Factor	Factor	cm	deg																									
1	5454.00	44.23	54.00	-9.77	31.40	34.80	10.02	31.99	0.00	100	234	AVERAGE																							



Mode	26																																																																	
	Band Edge - L																																																																	
	U-NII-1_5.15-5.25_802.11ac VHT80_CH42_5210MHz																																																																	
ANT	10																																																																	
Pol.	Vertical	Fundamental																																																																
Peak	<table border="1"> <thead> <tr> <th>Limit</th> <th>Read</th> <th>Ant</th> <th>Cable</th> <th>Preamp</th> <th>Aux</th> <th>APos</th> <th>TPos</th> </tr> <tr> <th>Freq Level Line Margin</th> <th>Level Factor</th> <th>Loss Factor</th> <th>Loss Factor</th> <th>Factor</th> <th></th> <th></th> <th>Remark</th> </tr> <tr> <th>MHz dBuV/m dBuV/m dB</th> <th>dBuV dB/m dB</th> <th>dB</th> <th>dB</th> <th>dB</th> <th>dB</th> <th>cm</th> <th>deg</th> </tr> </thead> <tbody> <tr> <td>1 5061.11 55.67 74.00 -18.33</td> <td>43.61 34.10</td> <td>9.71 31.75</td> <td>0.00</td> <td>358</td> <td>32</td> <td>PEAK</td> <td></td> </tr> </tbody> </table>	Limit	Read	Ant	Cable	Preamp	Aux	APos	TPos	Freq Level Line Margin	Level Factor	Loss Factor	Loss Factor	Factor			Remark	MHz dBuV/m dBuV/m dB	dBuV dB/m dB	dB	dB	dB	dB	cm	deg	1 5061.11 55.67 74.00 -18.33	43.61 34.10	9.71 31.75	0.00	358	32	PEAK		<table border="1"> <thead> <tr> <th>Limit</th> <th>Read</th> <th>Ant</th> <th>Cable</th> <th>Preamp</th> <th>Aux</th> <th>APos</th> <th>TPos</th> </tr> <tr> <th>Freq Level Line Margin</th> <th>Level Factor</th> <th>Loss Factor</th> <th>Loss Factor</th> <th>Factor</th> <th></th> <th></th> <th>Remark</th> </tr> <tr> <th>MHz dBuV/m dBuV/m dB</th> <th>dBuV dB/m dB</th> <th>dB</th> <th>dB</th> <th>dB</th> <th>dB</th> <th>cm</th> <th>deg</th> </tr> </thead> <tbody> <tr> <td>1 5210.00 94.81 -----</td> <td>82.69 34.13</td> <td>9.83 31.84</td> <td>0.00</td> <td>358</td> <td>32</td> <td>PEAK</td> <td></td> </tr> </tbody> </table>	Limit	Read	Ant	Cable	Preamp	Aux	APos	TPos	Freq Level Line Margin	Level Factor	Loss Factor	Loss Factor	Factor			Remark	MHz dBuV/m dBuV/m dB	dBuV dB/m dB	dB	dB	dB	dB	cm	deg	1 5210.00 94.81 -----	82.69 34.13	9.83 31.84	0.00	358	32	PEAK	
	Limit	Read	Ant	Cable	Preamp	Aux	APos	TPos																																																										
Freq Level Line Margin	Level Factor	Loss Factor	Loss Factor	Factor			Remark																																																											
MHz dBuV/m dBuV/m dB	dBuV dB/m dB	dB	dB	dB	dB	cm	deg																																																											
1 5061.11 55.67 74.00 -18.33	43.61 34.10	9.71 31.75	0.00	358	32	PEAK																																																												
Limit	Read	Ant	Cable	Preamp	Aux	APos	TPos																																																											
Freq Level Line Margin	Level Factor	Loss Factor	Loss Factor	Factor			Remark																																																											
MHz dBuV/m dBuV/m dB	dBuV dB/m dB	dB	dB	dB	dB	cm	deg																																																											
1 5210.00 94.81 -----	82.69 34.13	9.83 31.84	0.00	358	32	PEAK																																																												
Avg	<table border="1"> <thead> <tr> <th>Limit</th> <th>Read</th> <th>Ant</th> <th>Cable</th> <th>Preamp</th> <th>Aux</th> <th>APos</th> <th>TPos</th> </tr> <tr> <th>Freq Level Line Margin</th> <th>Level Factor</th> <th>Loss Factor</th> <th>Loss Factor</th> <th>Factor</th> <th></th> <th></th> <th>Remark</th> </tr> <tr> <th>MHz dBuV/m dBuV/m dB</th> <th>dBuV dB/m dB</th> <th>dB</th> <th>dB</th> <th>dB</th> <th>dB</th> <th>cm</th> <th>deg</th> </tr> </thead> <tbody> <tr> <td>1 5042.21 45.03 54.00 -8.97</td> <td>32.98 34.10</td> <td>9.69 31.74</td> <td>0.00</td> <td>358</td> <td>32</td> <td>AVERAGE</td> <td></td> </tr> </tbody> </table>	Limit	Read	Ant	Cable	Preamp	Aux	APos	TPos	Freq Level Line Margin	Level Factor	Loss Factor	Loss Factor	Factor			Remark	MHz dBuV/m dBuV/m dB	dBuV dB/m dB	dB	dB	dB	dB	cm	deg	1 5042.21 45.03 54.00 -8.97	32.98 34.10	9.69 31.74	0.00	358	32	AVERAGE		<table border="1"> <thead> <tr> <th>Limit</th> <th>Read</th> <th>Ant</th> <th>Cable</th> <th>Preamp</th> <th>Aux</th> <th>APos</th> <th>TPos</th> </tr> <tr> <th>Freq Level Line Margin</th> <th>Level Factor</th> <th>Loss Factor</th> <th>Loss Factor</th> <th>Factor</th> <th></th> <th></th> <th>Remark</th> </tr> <tr> <th>MHz dBuV/m dBuV/m dB</th> <th>dBuV dB/m dB</th> <th>dB</th> <th>dB</th> <th>dB</th> <th>dB</th> <th>cm</th> <th>deg</th> </tr> </thead> <tbody> <tr> <td>1 5210.00 86.16 -----</td> <td>73.99 34.17</td> <td>9.84 31.84</td> <td>0.00</td> <td>358</td> <td>32</td> <td>AVERAGE</td> <td></td> </tr> </tbody> </table>	Limit	Read	Ant	Cable	Preamp	Aux	APos	TPos	Freq Level Line Margin	Level Factor	Loss Factor	Loss Factor	Factor			Remark	MHz dBuV/m dBuV/m dB	dBuV dB/m dB	dB	dB	dB	dB	cm	deg	1 5210.00 86.16 -----	73.99 34.17	9.84 31.84	0.00	358	32	AVERAGE	
	Limit	Read	Ant	Cable	Preamp	Aux	APos	TPos																																																										
Freq Level Line Margin	Level Factor	Loss Factor	Loss Factor	Factor			Remark																																																											
MHz dBuV/m dBuV/m dB	dBuV dB/m dB	dB	dB	dB	dB	cm	deg																																																											
1 5042.21 45.03 54.00 -8.97	32.98 34.10	9.69 31.74	0.00	358	32	AVERAGE																																																												
Limit	Read	Ant	Cable	Preamp	Aux	APos	TPos																																																											
Freq Level Line Margin	Level Factor	Loss Factor	Loss Factor	Factor			Remark																																																											
MHz dBuV/m dBuV/m dB	dBuV dB/m dB	dB	dB	dB	dB	cm	deg																																																											
1 5210.00 86.16 -----	73.99 34.17	9.84 31.84	0.00	358	32	AVERAGE																																																												





Mode	26																																							
	Band Edge - R																																							
	U-NII-1_5.15-5.25_802.11ac VHT80_CH42_5210MHz																																							
ANT	10																																							
Pol.	Vertical	Fundamental																																						
Peak	<table border="1"> <thead> <tr> <th>Limit</th> <th>Read</th> <th>Ant</th> <th>Cable</th> <th>Preamp</th> <th>Aux</th> <th>APos</th> <th>TPos</th> <th>Remark</th> </tr> <tr> <th>Freq</th> <th>Level</th> <th>Line</th> <th>Margin</th> <th>Level</th> <th>Factor</th> <th>Loss</th> <th>Factor</th> <th>Factor</th> </tr> <tr> <th>MHz</th> <th>dBuV/m</th> <th>dBuV/m</th> <th>dB</th> <th>dBuV</th> <th>dB/m</th> <th>dB</th> <th>dB</th> <th>cm</th> <th>deg</th> </tr> </thead> <tbody> <tr> <td>1 5374.00</td> <td>54.24</td> <td>74.00</td> <td>-19.76</td> <td>41.55</td> <td>34.71</td> <td>9.92</td> <td>31.94</td> <td>0.00</td> <td>358 32 PEAK</td> </tr> </tbody> </table>	Limit	Read	Ant	Cable	Preamp	Aux	APos	TPos	Remark	Freq	Level	Line	Margin	Level	Factor	Loss	Factor	Factor	MHz	dBuV/m	dBuV/m	dB	dBuV	dB/m	dB	dB	cm	deg	1 5374.00	54.24	74.00	-19.76	41.55	34.71	9.92	31.94	0.00	358 32 PEAK	Blank
Limit	Read	Ant	Cable	Preamp	Aux	APos	TPos	Remark																																
Freq	Level	Line	Margin	Level	Factor	Loss	Factor	Factor																																
MHz	dBuV/m	dBuV/m	dB	dBuV	dB/m	dB	dB	cm	deg																															
1 5374.00	54.24	74.00	-19.76	41.55	34.71	9.92	31.94	0.00	358 32 PEAK																															
Avg	<table border="1"> <thead> <tr> <th>Limit</th> <th>Read</th> <th>Ant</th> <th>Cable</th> <th>Preamp</th> <th>Aux</th> <th>APos</th> <th>TPos</th> <th>Remark</th> </tr> <tr> <th>Freq</th> <th>Level</th> <th>Line</th> <th>Margin</th> <th>Level</th> <th>Factor</th> <th>Loss</th> <th>Factor</th> <th>Factor</th> </tr> <tr> <th>MHz</th> <th>dBuV/m</th> <th>dBuV/m</th> <th>dB</th> <th>dBuV</th> <th>dB/m</th> <th>dB</th> <th>dB</th> <th>cm</th> <th>deg</th> </tr> </thead> <tbody> <tr> <td>1 5453.75</td> <td>43.86</td> <td>54.00</td> <td>-10.14</td> <td>31.03</td> <td>34.00</td> <td>10.02</td> <td>31.99</td> <td>0.00</td> <td>358 32 AVERAGE</td> </tr> </tbody> </table>	Limit	Read	Ant	Cable	Preamp	Aux	APos	TPos	Remark	Freq	Level	Line	Margin	Level	Factor	Loss	Factor	Factor	MHz	dBuV/m	dBuV/m	dB	dBuV	dB/m	dB	dB	cm	deg	1 5453.75	43.86	54.00	-10.14	31.03	34.00	10.02	31.99	0.00	358 32 AVERAGE	Blank
Limit	Read	Ant	Cable	Preamp	Aux	APos	TPos	Remark																																
Freq	Level	Line	Margin	Level	Factor	Loss	Factor	Factor																																
MHz	dBuV/m	dBuV/m	dB	dBuV	dB/m	dB	dB	cm	deg																															
1 5453.75	43.86	54.00	-10.14	31.03	34.00	10.02	31.99	0.00	358 32 AVERAGE																															



Mode	26																																																																													
	Harmonic																																																																													
	U-NII-1_5.15-5.25_802.11ac VHT80_CH42_5210MHz																																																																													
ANT	10																																																																													
Pol.	Horizontal	Vertical																																																																												
Peak																																																																														
Avg	<table border="1"> <thead> <tr> <th>Limit</th> <th>Read</th> <th>Ant</th> <th>Cable</th> <th>Preamp</th> <th>Aux</th> <th>APos</th> <th>TPos</th> <th>Remark</th> </tr> <tr> <th>Freq</th> <th>Level</th> <th>Line Margin</th> <th>Level Factor</th> <th>Loss Factor</th> <th>Factor</th> <th></th> <th></th> <th></th> </tr> <tr> <th>MHz</th> <th>dBuV/m</th> <th>dBuV/m</th> <th>dB</th> <th>dBuV</th> <th>dB/m</th> <th>dB</th> <th>dB</th> <th>cm</th> <th>deg</th> </tr> </thead> <tbody> <tr> <td>1 10420.00</td> <td>45.38</td> <td>68.30</td> <td>-22.92</td> <td>55.31</td> <td>37.67</td> <td>14.17</td> <td>61.77</td> <td>0.00</td> <td>--- --- PEAK</td> </tr> </tbody> </table>	Limit	Read	Ant	Cable	Preamp	Aux	APos	TPos	Remark	Freq	Level	Line Margin	Level Factor	Loss Factor	Factor				MHz	dBuV/m	dBuV/m	dB	dBuV	dB/m	dB	dB	cm	deg	1 10420.00	45.38	68.30	-22.92	55.31	37.67	14.17	61.77	0.00	--- --- PEAK	<table border="1"> <thead> <tr> <th>Limit</th> <th>Read</th> <th>Ant</th> <th>Cable</th> <th>Preamp</th> <th>Aux</th> <th>APos</th> <th>TPos</th> <th>Remark</th> </tr> <tr> <th>Freq</th> <th>Level</th> <th>Line Margin</th> <th>Level Factor</th> <th>Loss Factor</th> <th>Factor</th> <th></th> <th></th> <th></th> </tr> <tr> <th>MHz</th> <th>dBuV/m</th> <th>dBuV/m</th> <th>dB</th> <th>dBuV</th> <th>dB/m</th> <th>dB</th> <th>dB</th> <th>cm</th> <th>deg</th> </tr> </thead> <tbody> <tr> <td>1 10420.00</td> <td>46.06</td> <td>68.30</td> <td>-22.24</td> <td>55.99</td> <td>37.67</td> <td>14.17</td> <td>61.77</td> <td>0.00</td> <td>--- --- PEAK</td> </tr> </tbody> </table>	Limit	Read	Ant	Cable	Preamp	Aux	APos	TPos	Remark	Freq	Level	Line Margin	Level Factor	Loss Factor	Factor				MHz	dBuV/m	dBuV/m	dB	dBuV	dB/m	dB	dB	cm	deg	1 10420.00	46.06	68.30	-22.24	55.99	37.67	14.17	61.77	0.00	--- --- PEAK
Limit	Read	Ant	Cable	Preamp	Aux	APos	TPos	Remark																																																																						
Freq	Level	Line Margin	Level Factor	Loss Factor	Factor																																																																									
MHz	dBuV/m	dBuV/m	dB	dBuV	dB/m	dB	dB	cm	deg																																																																					
1 10420.00	45.38	68.30	-22.92	55.31	37.67	14.17	61.77	0.00	--- --- PEAK																																																																					
Limit	Read	Ant	Cable	Preamp	Aux	APos	TPos	Remark																																																																						
Freq	Level	Line Margin	Level Factor	Loss Factor	Factor																																																																									
MHz	dBuV/m	dBuV/m	dB	dBuV	dB/m	dB	dB	cm	deg																																																																					
1 10420.00	46.06	68.30	-22.24	55.99	37.67	14.17	61.77	0.00	--- --- PEAK																																																																					



Mode	27																																																																															
	Band Edge - L																																																																															
	U-NII-2A_5.25-5.35_802.11ac VHT80_CH58_5290MHz																																																																															
ANT	10																																																																															
Pol.	Horizontal	Fundamental																																																																														
Peak	<table border="1"> <thead> <tr> <th>Limit</th> <th>Read</th> <th>Ant</th> <th>Cable</th> <th>Preamp</th> <th>Aux</th> <th>APos</th> <th>TPos</th> </tr> <tr> <th>Freq</th> <th>Level</th> <th>Line Margin</th> <th>Level Factor</th> <th>Loss Factor</th> <th>Factor</th> <th></th> <th>Remark</th> </tr> <tr> <th>MHz</th> <th>dBuV/m</th> <th>dBuV/m</th> <th>dB</th> <th>dBuV</th> <th>dB/m</th> <th>dB</th> <th>dB</th> <th>cm</th> <th>deg</th> </tr> </thead> <tbody> <tr> <td>1</td> <td>5072.21</td> <td>55.52</td> <td>74.00</td> <td>-18.48</td> <td>43.46</td> <td>34.10</td> <td>9.72</td> <td>31.76</td> <td>0.00</td> <td>100</td> <td>241</td> <td>PEAK</td> </tr> </tbody> </table>	Limit	Read	Ant	Cable	Preamp	Aux	APos	TPos	Freq	Level	Line Margin	Level Factor	Loss Factor	Factor		Remark	MHz	dBuV/m	dBuV/m	dB	dBuV	dB/m	dB	dB	cm	deg	1	5072.21	55.52	74.00	-18.48	43.46	34.10	9.72	31.76	0.00	100	241	PEAK	<table border="1"> <thead> <tr> <th>Limit</th> <th>Read</th> <th>Ant</th> <th>Cable</th> <th>Preamp</th> <th>Aux</th> <th>APos</th> <th>TPos</th> </tr> <tr> <th>Freq</th> <th>Level</th> <th>Line Margin</th> <th>Level Factor</th> <th>Loss Factor</th> <th>Factor</th> <th></th> <th>Remark</th> </tr> <tr> <th>MHz</th> <th>dBuV/m</th> <th>dBuV/m</th> <th>dB</th> <th>dBuV</th> <th>dB/m</th> <th>dB</th> <th>dB</th> <th>cm</th> <th>deg</th> </tr> </thead> <tbody> <tr> <td>1</td> <td>5290.00</td> <td>96.53</td> <td>-----</td> <td>-----</td> <td>84.10</td> <td>34.43</td> <td>9.88</td> <td>31.88</td> <td>0.00</td> <td>100</td> <td>241</td> <td>PEAK</td> </tr> </tbody> </table>	Limit	Read	Ant	Cable	Preamp	Aux	APos	TPos	Freq	Level	Line Margin	Level Factor	Loss Factor	Factor		Remark	MHz	dBuV/m	dBuV/m	dB	dBuV	dB/m	dB	dB	cm	deg	1	5290.00	96.53	-----	-----	84.10	34.43	9.88	31.88	0.00	100	241	PEAK
	Limit	Read	Ant	Cable	Preamp	Aux	APos	TPos																																																																								
Freq	Level	Line Margin	Level Factor	Loss Factor	Factor		Remark																																																																									
MHz	dBuV/m	dBuV/m	dB	dBuV	dB/m	dB	dB	cm	deg																																																																							
1	5072.21	55.52	74.00	-18.48	43.46	34.10	9.72	31.76	0.00	100	241	PEAK																																																																				
Limit	Read	Ant	Cable	Preamp	Aux	APos	TPos																																																																									
Freq	Level	Line Margin	Level Factor	Loss Factor	Factor		Remark																																																																									
MHz	dBuV/m	dBuV/m	dB	dBuV	dB/m	dB	dB	cm	deg																																																																							
1	5290.00	96.53	-----	-----	84.10	34.43	9.88	31.88	0.00	100	241	PEAK																																																																				
Avg	<table border="1"> <thead> <tr> <th>Limit</th> <th>Read</th> <th>Ant</th> <th>Cable</th> <th>Preamp</th> <th>Aux</th> <th>APos</th> <th>TPos</th> </tr> <tr> <th>Freq</th> <th>Level</th> <th>Line Margin</th> <th>Level Factor</th> <th>Loss Factor</th> <th>Factor</th> <th></th> <th>Remark</th> </tr> <tr> <th>MHz</th> <th>dBuV/m</th> <th>dBuV/m</th> <th>dB</th> <th>dBuV</th> <th>dB/m</th> <th>dB</th> <th>dB</th> <th>cm</th> <th>deg</th> </tr> </thead> <tbody> <tr> <td>1</td> <td>5018.27</td> <td>45.35</td> <td>54.00</td> <td>-8.65</td> <td>33.31</td> <td>34.10</td> <td>9.67</td> <td>31.73</td> <td>0.00</td> <td>100</td> <td>241</td> <td>AVERAGE</td> </tr> </tbody> </table>	Limit	Read	Ant	Cable	Preamp	Aux	APos	TPos	Freq	Level	Line Margin	Level Factor	Loss Factor	Factor		Remark	MHz	dBuV/m	dBuV/m	dB	dBuV	dB/m	dB	dB	cm	deg	1	5018.27	45.35	54.00	-8.65	33.31	34.10	9.67	31.73	0.00	100	241	AVERAGE	<table border="1"> <thead> <tr> <th>Limit</th> <th>Read</th> <th>Ant</th> <th>Cable</th> <th>Preamp</th> <th>Aux</th> <th>APos</th> <th>TPos</th> </tr> <tr> <th>Freq</th> <th>Level</th> <th>Line Margin</th> <th>Level Factor</th> <th>Loss Factor</th> <th>Factor</th> <th></th> <th>Remark</th> </tr> <tr> <th>MHz</th> <th>dBuV/m</th> <th>dBuV/m</th> <th>dB</th> <th>dBuV</th> <th>dB/m</th> <th>dB</th> <th>dB</th> <th>cm</th> <th>deg</th> </tr> </thead> <tbody> <tr> <td>1</td> <td>5290.00</td> <td>87.43</td> <td>-----</td> <td>-----</td> <td>74.96</td> <td>34.48</td> <td>9.88</td> <td>31.89</td> <td>0.00</td> <td>100</td> <td>241</td> <td>AVERAGE</td> </tr> </tbody> </table>	Limit	Read	Ant	Cable	Preamp	Aux	APos	TPos	Freq	Level	Line Margin	Level Factor	Loss Factor	Factor		Remark	MHz	dBuV/m	dBuV/m	dB	dBuV	dB/m	dB	dB	cm	deg	1	5290.00	87.43	-----	-----	74.96	34.48	9.88	31.89	0.00	100	241	AVERAGE
Limit	Read	Ant	Cable	Preamp	Aux	APos	TPos																																																																									
Freq	Level	Line Margin	Level Factor	Loss Factor	Factor		Remark																																																																									
MHz	dBuV/m	dBuV/m	dB	dBuV	dB/m	dB	dB	cm	deg																																																																							
1	5018.27	45.35	54.00	-8.65	33.31	34.10	9.67	31.73	0.00	100	241	AVERAGE																																																																				
Limit	Read	Ant	Cable	Preamp	Aux	APos	TPos																																																																									
Freq	Level	Line Margin	Level Factor	Loss Factor	Factor		Remark																																																																									
MHz	dBuV/m	dBuV/m	dB	dBuV	dB/m	dB	dB	cm	deg																																																																							
1	5290.00	87.43	-----	-----	74.96	34.48	9.88	31.89	0.00	100	241	AVERAGE																																																																				



Mode	27																																								
	Band Edge - R																																								
	U-NII-2A_5.25-5.35_802.11ac VHT80_CH58_5290MHz																																								
ANT	10																																								
Pol.	Horizontal	Fundamental																																							
Peak	<table border="1"> <thead> <tr> <th>Limit</th> <th>Read</th> <th>Ant</th> <th>Cable</th> <th>Preamp</th> <th>Aux</th> <th>APos</th> <th>TPos</th> <th>Remark</th> </tr> <tr> <th>Freq</th> <th>Level</th> <th>Line</th> <th>Margin</th> <th>Level</th> <th>Factor</th> <th>Loss</th> <th>Factor</th> <th>Factor</th> </tr> <tr> <th>MHz</th> <th>dBuV/m</th> <th>dBuV/m</th> <th>dB</th> <th>dBuV</th> <th>dB/m</th> <th>dB</th> <th>dB</th> <th>cm</th> <th>deg</th> </tr> </thead> <tbody> <tr> <td>1 5351.37</td> <td>56.21</td> <td>74.00</td> <td>-17.79</td> <td>43.57</td> <td>34.65</td> <td>9.91</td> <td>31.92</td> <td>0.00</td> <td>100</td> <td>241 PEAK</td> </tr> </tbody> </table>	Limit	Read	Ant	Cable	Preamp	Aux	APos	TPos	Remark	Freq	Level	Line	Margin	Level	Factor	Loss	Factor	Factor	MHz	dBuV/m	dBuV/m	dB	dBuV	dB/m	dB	dB	cm	deg	1 5351.37	56.21	74.00	-17.79	43.57	34.65	9.91	31.92	0.00	100	241 PEAK	Blank
Limit	Read	Ant	Cable	Preamp	Aux	APos	TPos	Remark																																	
Freq	Level	Line	Margin	Level	Factor	Loss	Factor	Factor																																	
MHz	dBuV/m	dBuV/m	dB	dBuV	dB/m	dB	dB	cm	deg																																
1 5351.37	56.21	74.00	-17.79	43.57	34.65	9.91	31.92	0.00	100	241 PEAK																															
Avg	<table border="1"> <thead> <tr> <th>Limit</th> <th>Read</th> <th>Ant</th> <th>Cable</th> <th>Preamp</th> <th>Aux</th> <th>APos</th> <th>TPos</th> <th>Remark</th> </tr> <tr> <th>Freq</th> <th>Level</th> <th>Line</th> <th>Margin</th> <th>Level</th> <th>Factor</th> <th>Loss</th> <th>Factor</th> <th>Factor</th> </tr> <tr> <th>MHz</th> <th>dBuV/m</th> <th>dBuV/m</th> <th>dB</th> <th>dBuV</th> <th>dB/m</th> <th>dB</th> <th>dB</th> <th>cm</th> <th>deg</th> </tr> </thead> <tbody> <tr> <td>1 5350.01</td> <td>47.15</td> <td>54.00</td> <td>-6.85</td> <td>34.52</td> <td>34.64</td> <td>9.91</td> <td>31.92</td> <td>0.00</td> <td>100</td> <td>241 AVERAGE</td> </tr> </tbody> </table>	Limit	Read	Ant	Cable	Preamp	Aux	APos	TPos	Remark	Freq	Level	Line	Margin	Level	Factor	Loss	Factor	Factor	MHz	dBuV/m	dBuV/m	dB	dBuV	dB/m	dB	dB	cm	deg	1 5350.01	47.15	54.00	-6.85	34.52	34.64	9.91	31.92	0.00	100	241 AVERAGE	Blank
Limit	Read	Ant	Cable	Preamp	Aux	APos	TPos	Remark																																	
Freq	Level	Line	Margin	Level	Factor	Loss	Factor	Factor																																	
MHz	dBuV/m	dBuV/m	dB	dBuV	dB/m	dB	dB	cm	deg																																
1 5350.01	47.15	54.00	-6.85	34.52	34.64	9.91	31.92	0.00	100	241 AVERAGE																															



Mode	27																																																																											
	Band Edge - L																																																																											
	U-NII-2A_5.25-5.35_802.11ac VHT80_CH58_5290MHz																																																																											
ANT	10																																																																											
Pol.	Vertical	Fundamental																																																																										
Peak	<table border="1"> <thead> <tr> <th>Limit</th> <th>Read</th> <th>Ant</th> <th>Cable</th> <th>Preamp</th> <th>Aux</th> <th>APos</th> <th>TPos</th> </tr> <tr> <th>Freq</th> <th>Level</th> <th>Line Margin</th> <th>Level Factor</th> <th>Loss Factor</th> <th>Factor</th> <th></th> <th>Remark</th> </tr> <tr> <th>MHz</th> <th>dBuV/m</th> <th>dBuV/m</th> <th>dB</th> <th>dBuV</th> <th>dB/m</th> <th>dB</th> <th>dB</th> </tr> </thead> <tbody> <tr> <td>1</td> <td>5126.15</td> <td>55.77</td> <td>74.00</td> <td>-18.23</td> <td>43.69</td> <td>34.10</td> <td>9.77</td> <td>31.79</td> <td>0.00</td> <td>310</td> <td>34</td> <td>PEAK</td> </tr> </tbody> </table>	Limit	Read	Ant	Cable	Preamp	Aux	APos	TPos	Freq	Level	Line Margin	Level Factor	Loss Factor	Factor		Remark	MHz	dBuV/m	dBuV/m	dB	dBuV	dB/m	dB	dB	1	5126.15	55.77	74.00	-18.23	43.69	34.10	9.77	31.79	0.00	310	34	PEAK	<table border="1"> <thead> <tr> <th>Limit</th> <th>Read</th> <th>Ant</th> <th>Cable</th> <th>Preamp</th> <th>Aux</th> <th>APos</th> <th>TPos</th> </tr> <tr> <th>Freq</th> <th>Level</th> <th>Line Margin</th> <th>Level Factor</th> <th>Loss Factor</th> <th>Factor</th> <th></th> <th>Remark</th> </tr> <tr> <th>MHz</th> <th>dBuV/m</th> <th>dBuV/m</th> <th>dB</th> <th>dBuV</th> <th>dB/m</th> <th>dB</th> <th>dB</th> </tr> </thead> <tbody> <tr> <td>1</td> <td>5290.00</td> <td>93.86</td> <td>-----</td> <td>-----</td> <td>81.39</td> <td>34.48</td> <td>9.88</td> <td>31.89</td> <td>0.00</td> <td>310</td> <td>34</td> <td>PEAK</td> </tr> </tbody> </table>	Limit	Read	Ant	Cable	Preamp	Aux	APos	TPos	Freq	Level	Line Margin	Level Factor	Loss Factor	Factor		Remark	MHz	dBuV/m	dBuV/m	dB	dBuV	dB/m	dB	dB	1	5290.00	93.86	-----	-----	81.39	34.48	9.88	31.89	0.00	310	34	PEAK
Limit	Read	Ant	Cable	Preamp	Aux	APos	TPos																																																																					
Freq	Level	Line Margin	Level Factor	Loss Factor	Factor		Remark																																																																					
MHz	dBuV/m	dBuV/m	dB	dBuV	dB/m	dB	dB																																																																					
1	5126.15	55.77	74.00	-18.23	43.69	34.10	9.77	31.79	0.00	310	34	PEAK																																																																
Limit	Read	Ant	Cable	Preamp	Aux	APos	TPos																																																																					
Freq	Level	Line Margin	Level Factor	Loss Factor	Factor		Remark																																																																					
MHz	dBuV/m	dBuV/m	dB	dBuV	dB/m	dB	dB																																																																					
1	5290.00	93.86	-----	-----	81.39	34.48	9.88	31.89	0.00	310	34	PEAK																																																																
Avg	<table border="1"> <thead> <tr> <th>Limit</th> <th>Read</th> <th>Ant</th> <th>Cable</th> <th>Preamp</th> <th>Aux</th> <th>APos</th> <th>TPos</th> </tr> <tr> <th>Freq</th> <th>Level</th> <th>Line Margin</th> <th>Level Factor</th> <th>Loss Factor</th> <th>Factor</th> <th></th> <th>Remark</th> </tr> <tr> <th>MHz</th> <th>dBuV/m</th> <th>dBuV/m</th> <th>dB</th> <th>dBuV</th> <th>dB/m</th> <th>dB</th> <th>dB</th> </tr> </thead> <tbody> <tr> <td>1</td> <td>5032.19</td> <td>45.28</td> <td>54.00</td> <td>-8.72</td> <td>33.23</td> <td>34.10</td> <td>9.68</td> <td>31.73</td> <td>0.00</td> <td>310</td> <td>34</td> <td>AVERAGE</td> </tr> </tbody> </table>	Limit	Read	Ant	Cable	Preamp	Aux	APos	TPos	Freq	Level	Line Margin	Level Factor	Loss Factor	Factor		Remark	MHz	dBuV/m	dBuV/m	dB	dBuV	dB/m	dB	dB	1	5032.19	45.28	54.00	-8.72	33.23	34.10	9.68	31.73	0.00	310	34	AVERAGE	<table border="1"> <thead> <tr> <th>Limit</th> <th>Read</th> <th>Ant</th> <th>Cable</th> <th>Preamp</th> <th>Aux</th> <th>APos</th> <th>TPos</th> </tr> <tr> <th>Freq</th> <th>Level</th> <th>Line Margin</th> <th>Level Factor</th> <th>Loss Factor</th> <th>Factor</th> <th></th> <th>Remark</th> </tr> <tr> <th>MHz</th> <th>dBuV/m</th> <th>dBuV/m</th> <th>dB</th> <th>dBuV</th> <th>dB/m</th> <th>dB</th> <th>dB</th> </tr> </thead> <tbody> <tr> <td>1</td> <td>5290.00</td> <td>85.71</td> <td>-----</td> <td>-----</td> <td>73.24</td> <td>34.48</td> <td>9.88</td> <td>31.89</td> <td>0.00</td> <td>310</td> <td>34</td> <td>AVERAGE</td> </tr> </tbody> </table>	Limit	Read	Ant	Cable	Preamp	Aux	APos	TPos	Freq	Level	Line Margin	Level Factor	Loss Factor	Factor		Remark	MHz	dBuV/m	dBuV/m	dB	dBuV	dB/m	dB	dB	1	5290.00	85.71	-----	-----	73.24	34.48	9.88	31.89	0.00	310	34	AVERAGE
Limit	Read	Ant	Cable	Preamp	Aux	APos	TPos																																																																					
Freq	Level	Line Margin	Level Factor	Loss Factor	Factor		Remark																																																																					
MHz	dBuV/m	dBuV/m	dB	dBuV	dB/m	dB	dB																																																																					
1	5032.19	45.28	54.00	-8.72	33.23	34.10	9.68	31.73	0.00	310	34	AVERAGE																																																																
Limit	Read	Ant	Cable	Preamp	Aux	APos	TPos																																																																					
Freq	Level	Line Margin	Level Factor	Loss Factor	Factor		Remark																																																																					
MHz	dBuV/m	dBuV/m	dB	dBuV	dB/m	dB	dB																																																																					
1	5290.00	85.71	-----	-----	73.24	34.48	9.88	31.89	0.00	310	34	AVERAGE																																																																

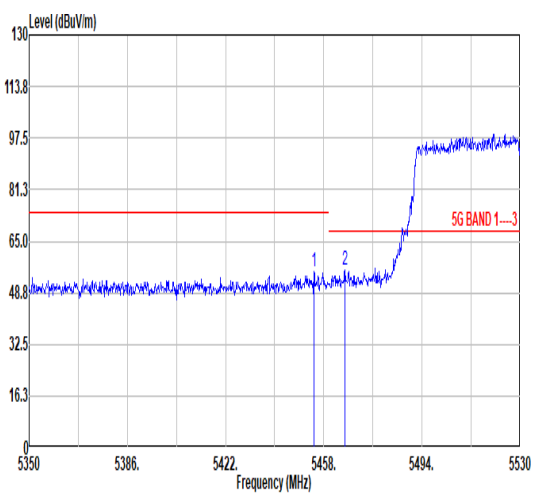
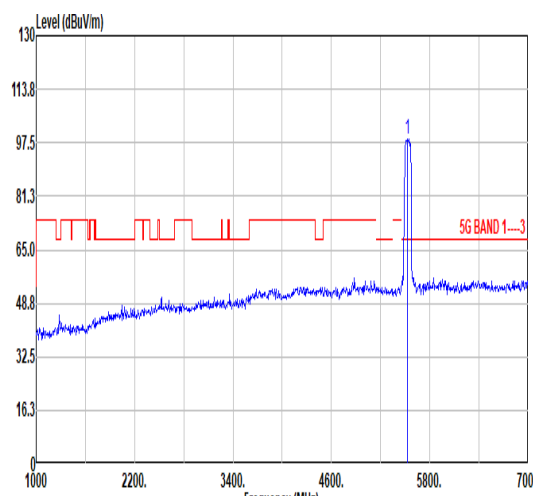
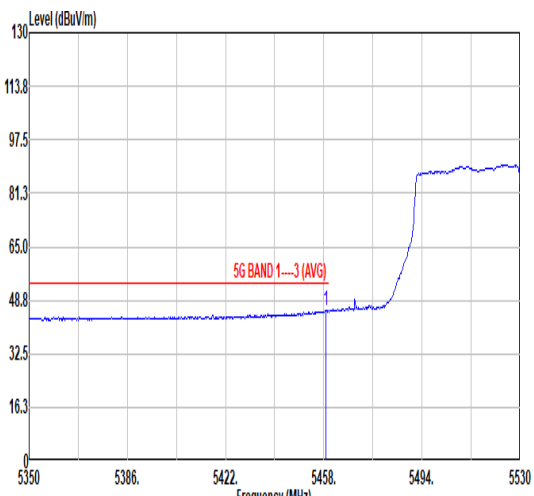
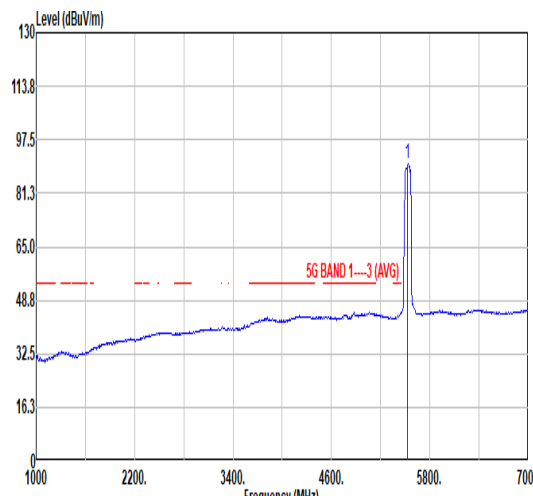


Mode	27																																							
	Band Edge - R																																							
	U-NII-2A_5.25-5.35_802.11ac VHT80_CH58_5290MHz																																							
ANT	10																																							
Pol.	Vertical	Fundamental																																						
Peak	<table border="1"> <thead> <tr> <th>Limit</th> <th>Read</th> <th>Ant</th> <th>Cable</th> <th>Preamp</th> <th>Aux</th> <th>APos</th> <th>TPos</th> <th>Remark</th> </tr> <tr> <th>Freq</th> <th>Level</th> <th>Line</th> <th>Margin</th> <th>Level</th> <th>Factor</th> <th>Loss</th> <th>Factor</th> <th>Factor</th> </tr> <tr> <th>MHz</th> <th>dBuV/m</th> <th>dBuV/m</th> <th>dB</th> <th>dBuV</th> <th>dB/m</th> <th>dB</th> <th>dB</th> <th>cm</th> <th>deg</th> </tr> </thead> <tbody> <tr> <td>1 5365.65</td> <td>54.80</td> <td>74.00</td> <td>-19.20</td> <td>42.12</td> <td>34.69</td> <td>9.92</td> <td>31.93</td> <td>0.00</td> <td>310 34 PEAK</td> </tr> </tbody> </table>	Limit	Read	Ant	Cable	Preamp	Aux	APos	TPos	Remark	Freq	Level	Line	Margin	Level	Factor	Loss	Factor	Factor	MHz	dBuV/m	dBuV/m	dB	dBuV	dB/m	dB	dB	cm	deg	1 5365.65	54.80	74.00	-19.20	42.12	34.69	9.92	31.93	0.00	310 34 PEAK	Blank
Limit	Read	Ant	Cable	Preamp	Aux	APos	TPos	Remark																																
Freq	Level	Line	Margin	Level	Factor	Loss	Factor	Factor																																
MHz	dBuV/m	dBuV/m	dB	dBuV	dB/m	dB	dB	cm	deg																															
1 5365.65	54.80	74.00	-19.20	42.12	34.69	9.92	31.93	0.00	310 34 PEAK																															
Avg	<table border="1"> <thead> <tr> <th>Limit</th> <th>Read</th> <th>Ant</th> <th>Cable</th> <th>Preamp</th> <th>Aux</th> <th>APos</th> <th>TPos</th> <th>Remark</th> </tr> <tr> <th>Freq</th> <th>Level</th> <th>Line</th> <th>Margin</th> <th>Level</th> <th>Factor</th> <th>Loss</th> <th>Factor</th> <th>Factor</th> </tr> <tr> <th>MHz</th> <th>dBuV/m</th> <th>dBuV/m</th> <th>dB</th> <th>dBuV</th> <th>dB/m</th> <th>dB</th> <th>dB</th> <th>cm</th> <th>deg</th> </tr> </thead> <tbody> <tr> <td>1 5353.07</td> <td>45.38</td> <td>54.00</td> <td>-8.62</td> <td>32.75</td> <td>34.65</td> <td>9.91</td> <td>31.93</td> <td>0.00</td> <td>310 34 AVERAGE</td> </tr> </tbody> </table>	Limit	Read	Ant	Cable	Preamp	Aux	APos	TPos	Remark	Freq	Level	Line	Margin	Level	Factor	Loss	Factor	Factor	MHz	dBuV/m	dBuV/m	dB	dBuV	dB/m	dB	dB	cm	deg	1 5353.07	45.38	54.00	-8.62	32.75	34.65	9.91	31.93	0.00	310 34 AVERAGE	Blank
Limit	Read	Ant	Cable	Preamp	Aux	APos	TPos	Remark																																
Freq	Level	Line	Margin	Level	Factor	Loss	Factor	Factor																																
MHz	dBuV/m	dBuV/m	dB	dBuV	dB/m	dB	dB	cm	deg																															
1 5353.07	45.38	54.00	-8.62	32.75	34.65	9.91	31.93	0.00	310 34 AVERAGE																															



Mode	27																																																																																			
	Harmonic																																																																																			
	U-NII-2A_5.25-5.35_802.11ac VHT80_CH58_5290MHz																																																																																			
ANT	10																																																																																			
Pol.	Horizontal	Vertical																																																																																		
Peak																																																																																				
Avg	<table border="1"> <thead> <tr> <th>Limit</th> <th>Read</th> <th>Ant</th> <th>Cable</th> <th>Preamp</th> <th>Aux</th> <th>APos</th> <th>TPos</th> <th>Remark</th> </tr> <tr> <th>Freq</th> <th>Level</th> <th>Line Margin</th> <th>Level Factor</th> <th>Loss Factor</th> <th>Factor</th> <th></th> <th></th> <th></th> </tr> <tr> <th>MHz</th> <th>dBuV/m</th> <th>dBuV/m</th> <th>dB</th> <th>dBuV</th> <th>dB/m</th> <th>dB</th> <th>dB</th> <th>dB</th> <th>cm</th> <th>deg</th> </tr> </thead> <tbody> <tr> <td>1 10580.00</td> <td>46.01</td> <td>68.30</td> <td>-22.29</td> <td>55.61</td> <td>37.75</td> <td>14.28</td> <td>61.63</td> <td>0.00</td> <td>---</td> <td>---</td> <td>PEAK</td> </tr> </tbody> </table>	Limit	Read	Ant	Cable	Preamp	Aux	APos	TPos	Remark	Freq	Level	Line Margin	Level Factor	Loss Factor	Factor				MHz	dBuV/m	dBuV/m	dB	dBuV	dB/m	dB	dB	dB	cm	deg	1 10580.00	46.01	68.30	-22.29	55.61	37.75	14.28	61.63	0.00	---	---	PEAK	<table border="1"> <thead> <tr> <th>Limit</th> <th>Read</th> <th>Ant</th> <th>Cable</th> <th>Preamp</th> <th>Aux</th> <th>APos</th> <th>TPos</th> <th>Remark</th> </tr> <tr> <th>Freq</th> <th>Level</th> <th>Line Margin</th> <th>Level Factor</th> <th>Loss Factor</th> <th>Factor</th> <th></th> <th></th> <th></th> </tr> <tr> <th>MHz</th> <th>dBuV/m</th> <th>dBuV/m</th> <th>dB</th> <th>dBuV</th> <th>dB/m</th> <th>dB</th> <th>dB</th> <th>dB</th> <th>cm</th> <th>deg</th> </tr> </thead> <tbody> <tr> <td>1 10580.00</td> <td>45.78</td> <td>68.30</td> <td>-22.52</td> <td>55.38</td> <td>37.75</td> <td>14.28</td> <td>61.63</td> <td>0.00</td> <td>---</td> <td>---</td> <td>PEAK</td> </tr> </tbody> </table>	Limit	Read	Ant	Cable	Preamp	Aux	APos	TPos	Remark	Freq	Level	Line Margin	Level Factor	Loss Factor	Factor				MHz	dBuV/m	dBuV/m	dB	dBuV	dB/m	dB	dB	dB	cm	deg	1 10580.00	45.78	68.30	-22.52	55.38	37.75	14.28	61.63	0.00	---	---	PEAK
Limit	Read	Ant	Cable	Preamp	Aux	APos	TPos	Remark																																																																												
Freq	Level	Line Margin	Level Factor	Loss Factor	Factor																																																																															
MHz	dBuV/m	dBuV/m	dB	dBuV	dB/m	dB	dB	dB	cm	deg																																																																										
1 10580.00	46.01	68.30	-22.29	55.61	37.75	14.28	61.63	0.00	---	---	PEAK																																																																									
Limit	Read	Ant	Cable	Preamp	Aux	APos	TPos	Remark																																																																												
Freq	Level	Line Margin	Level Factor	Loss Factor	Factor																																																																															
MHz	dBuV/m	dBuV/m	dB	dBuV	dB/m	dB	dB	dB	cm	deg																																																																										
1 10580.00	45.78	68.30	-22.52	55.38	37.75	14.28	61.63	0.00	---	---	PEAK																																																																									



Mode	28																																																																																													
	Band Edge - L																																																																																													
	U-NII-2C_5.47-5.725_802.11ac VHT80_CH106_5530MHz																																																																																													
ANT	10																																																																																													
Pol.	Horizontal	Fundamental																																																																																												
Peak	 <table border="1" data-bbox="263 1108 774 1254"> <thead> <tr> <th>Limit</th> <th>Read</th> <th>Ant</th> <th>Cable</th> <th>Preamp</th> <th>Aux</th> <th>APos</th> <th>TPos</th> <th>Remark</th> </tr> <tr> <th>Freq</th> <th>Level</th> <th>Line Margin</th> <th>Level Factor</th> <th>Loss Factor</th> <th>Factor</th> <th>Factor</th> <th>Factor</th> <th></th> </tr> <tr> <th>MHz</th> <th>dBuV/m</th> <th>dBuV/m</th> <th>dB</th> <th>dBuV</th> <th>dB/m</th> <th>dB</th> <th>dB</th> <th>cm</th> <th>deg</th> </tr> </thead> <tbody> <tr> <td>1 5454.40</td> <td>55.59</td> <td>74.00</td> <td>-18.41</td> <td>42.76</td> <td>34.00</td> <td>10.02</td> <td>31.99</td> <td>0.00</td> <td>106</td> <td>240</td> <td>PEAK</td> </tr> <tr> <td>2 5465.74</td> <td>55.76</td> <td>68.30</td> <td>-12.54</td> <td>42.91</td> <td>34.00</td> <td>10.04</td> <td>31.99</td> <td>0.00</td> <td>106</td> <td>240</td> <td>PEAK</td> </tr> </tbody> </table>	Limit	Read	Ant	Cable	Preamp	Aux	APos	TPos	Remark	Freq	Level	Line Margin	Level Factor	Loss Factor	Factor	Factor	Factor		MHz	dBuV/m	dBuV/m	dB	dBuV	dB/m	dB	dB	cm	deg	1 5454.40	55.59	74.00	-18.41	42.76	34.00	10.02	31.99	0.00	106	240	PEAK	2 5465.74	55.76	68.30	-12.54	42.91	34.00	10.04	31.99	0.00	106	240	PEAK	 <table border="1" data-bbox="901 1108 1412 1254"> <thead> <tr> <th>Limit</th> <th>Read</th> <th>Ant</th> <th>Cable</th> <th>Preamp</th> <th>Aux</th> <th>APos</th> <th>TPos</th> <th>Remark</th> </tr> <tr> <th>Freq</th> <th>Level</th> <th>Line Margin</th> <th>Level Factor</th> <th>Loss Factor</th> <th>Factor</th> <th>Factor</th> <th>Factor</th> <th></th> </tr> <tr> <th>MHz</th> <th>dBuV/m</th> <th>dBuV/m</th> <th>dB</th> <th>dBuV</th> <th>dB/m</th> <th>dB</th> <th>dB</th> <th>cm</th> <th>deg</th> </tr> </thead> <tbody> <tr> <td>1 5530.00</td> <td>90.70</td> <td>-----</td> <td>-----</td> <td>85.85</td> <td>34.75</td> <td>10.13</td> <td>32.03</td> <td>0.00</td> <td>106</td> <td>240</td> <td>PEAK</td> </tr> </tbody> </table>	Limit	Read	Ant	Cable	Preamp	Aux	APos	TPos	Remark	Freq	Level	Line Margin	Level Factor	Loss Factor	Factor	Factor	Factor		MHz	dBuV/m	dBuV/m	dB	dBuV	dB/m	dB	dB	cm	deg	1 5530.00	90.70	-----	-----	85.85	34.75	10.13	32.03	0.00	106	240	PEAK
Limit	Read	Ant	Cable	Preamp	Aux	APos	TPos	Remark																																																																																						
Freq	Level	Line Margin	Level Factor	Loss Factor	Factor	Factor	Factor																																																																																							
MHz	dBuV/m	dBuV/m	dB	dBuV	dB/m	dB	dB	cm	deg																																																																																					
1 5454.40	55.59	74.00	-18.41	42.76	34.00	10.02	31.99	0.00	106	240	PEAK																																																																																			
2 5465.74	55.76	68.30	-12.54	42.91	34.00	10.04	31.99	0.00	106	240	PEAK																																																																																			
Limit	Read	Ant	Cable	Preamp	Aux	APos	TPos	Remark																																																																																						
Freq	Level	Line Margin	Level Factor	Loss Factor	Factor	Factor	Factor																																																																																							
MHz	dBuV/m	dBuV/m	dB	dBuV	dB/m	dB	dB	cm	deg																																																																																					
1 5530.00	90.70	-----	-----	85.85	34.75	10.13	32.03	0.00	106	240	PEAK																																																																																			
Avg	 <table border="1" data-bbox="263 1792 774 1937"> <thead> <tr> <th>Limit</th> <th>Read</th> <th>Ant</th> <th>Cable</th> <th>Preamp</th> <th>Aux</th> <th>APos</th> <th>TPos</th> <th>Remark</th> </tr> <tr> <th>Freq</th> <th>Level</th> <th>Line Margin</th> <th>Level Factor</th> <th>Loss Factor</th> <th>Factor</th> <th>Factor</th> <th>Factor</th> <th></th> </tr> <tr> <th>MHz</th> <th>dBuV/m</th> <th>dBuV/m</th> <th>dB</th> <th>dBuV</th> <th>dB/m</th> <th>dB</th> <th>dB</th> <th>cm</th> <th>deg</th> </tr> </thead> <tbody> <tr> <td>1 5458.72</td> <td>45.63</td> <td>54.00</td> <td>-8.37</td> <td>32.80</td> <td>34.00</td> <td>10.02</td> <td>31.99</td> <td>0.00</td> <td>106</td> <td>240</td> <td>AVERAGE</td> </tr> </tbody> </table>	Limit	Read	Ant	Cable	Preamp	Aux	APos	TPos	Remark	Freq	Level	Line Margin	Level Factor	Loss Factor	Factor	Factor	Factor		MHz	dBuV/m	dBuV/m	dB	dBuV	dB/m	dB	dB	cm	deg	1 5458.72	45.63	54.00	-8.37	32.80	34.00	10.02	31.99	0.00	106	240	AVERAGE	 <table border="1" data-bbox="901 1792 1412 1937"> <thead> <tr> <th>Limit</th> <th>Read</th> <th>Ant</th> <th>Cable</th> <th>Preamp</th> <th>Aux</th> <th>APos</th> <th>TPos</th> <th>Remark</th> </tr> <tr> <th>Freq</th> <th>Level</th> <th>Line Margin</th> <th>Level Factor</th> <th>Loss Factor</th> <th>Factor</th> <th>Factor</th> <th>Factor</th> <th></th> </tr> <tr> <th>MHz</th> <th>dBuV/m</th> <th>dBuV/m</th> <th>dB</th> <th>dBuV</th> <th>dB/m</th> <th>dB</th> <th>dB</th> <th>cm</th> <th>deg</th> </tr> </thead> <tbody> <tr> <td>1 5530.00</td> <td>90.35</td> <td>-----</td> <td>-----</td> <td>77.51</td> <td>34.74</td> <td>10.14</td> <td>32.04</td> <td>0.00</td> <td>106</td> <td>240</td> <td>AVERAGE</td> </tr> </tbody> </table>	Limit	Read	Ant	Cable	Preamp	Aux	APos	TPos	Remark	Freq	Level	Line Margin	Level Factor	Loss Factor	Factor	Factor	Factor		MHz	dBuV/m	dBuV/m	dB	dBuV	dB/m	dB	dB	cm	deg	1 5530.00	90.35	-----	-----	77.51	34.74	10.14	32.04	0.00	106	240	AVERAGE												
Limit	Read	Ant	Cable	Preamp	Aux	APos	TPos	Remark																																																																																						
Freq	Level	Line Margin	Level Factor	Loss Factor	Factor	Factor	Factor																																																																																							
MHz	dBuV/m	dBuV/m	dB	dBuV	dB/m	dB	dB	cm	deg																																																																																					
1 5458.72	45.63	54.00	-8.37	32.80	34.00	10.02	31.99	0.00	106	240	AVERAGE																																																																																			
Limit	Read	Ant	Cable	Preamp	Aux	APos	TPos	Remark																																																																																						
Freq	Level	Line Margin	Level Factor	Loss Factor	Factor	Factor	Factor																																																																																							
MHz	dBuV/m	dBuV/m	dB	dBuV	dB/m	dB	dB	cm	deg																																																																																					
1 5530.00	90.35	-----	-----	77.51	34.74	10.14	32.04	0.00	106	240	AVERAGE																																																																																			





Mode	28																																																									
	Band Edge - R																																																									
	U-NII-2C_5.47-5.725_802.11ac VHT80_CH106_5530MHz																																																									
ANT	10																																																									
Pol.	Horizontal	Fundamental																																																								
Peak	<table border="1"> <thead> <tr> <th>Limit</th> <th>Read</th> <th>Ant</th> <th>Cable</th> <th>Preamp</th> <th>Aux</th> <th>APos</th> <th>TPos</th> </tr> <tr> <th>Freq</th> <th>Level</th> <th>Line</th> <th>Margin</th> <th>Level</th> <th>Factor</th> <th>Loss</th> <th>Factor</th> </tr> <tr> <th>MHz</th> <th>dBuV/m</th> <th>dBuV/m</th> <th>dB</th> <th>dBuV</th> <th>dB/m</th> <th>dB</th> <th>dB</th> </tr> </thead> <tbody> <tr> <td>1 5768.77</td> <td>54.80</td> <td>68.30</td> <td>-13.50</td> <td>41.86</td> <td>34.57</td> <td>10.37</td> <td>32.00</td> </tr> <tr> <td></td> <td></td> <td></td> <td></td> <td></td> <td></td> <td>0.00</td> <td>106</td> </tr> <tr> <td></td> <td></td> <td></td> <td></td> <td></td> <td></td> <td></td> <td>240</td> </tr> <tr> <td></td> <td></td> <td></td> <td></td> <td></td> <td></td> <td></td> <td>PEAK</td> </tr> </tbody> </table>	Limit	Read	Ant	Cable	Preamp	Aux	APos	TPos	Freq	Level	Line	Margin	Level	Factor	Loss	Factor	MHz	dBuV/m	dBuV/m	dB	dBuV	dB/m	dB	dB	1 5768.77	54.80	68.30	-13.50	41.86	34.57	10.37	32.00							0.00	106								240								PEAK	Blank
Limit	Read	Ant	Cable	Preamp	Aux	APos	TPos																																																			
Freq	Level	Line	Margin	Level	Factor	Loss	Factor																																																			
MHz	dBuV/m	dBuV/m	dB	dBuV	dB/m	dB	dB																																																			
1 5768.77	54.80	68.30	-13.50	41.86	34.57	10.37	32.00																																																			
						0.00	106																																																			
							240																																																			
							PEAK																																																			



Mode	28																																																																																																
	Band Edge - L																																																																																																
	U-NII-2C_5.47-5.725_802.11ac VHT80_CH106_5530MHz																																																																																																
ANT	10																																																																																																
Pol.	Vertical	Fundamental																																																																																															
Peak	<table border="1"> <thead> <tr> <th>Limit</th> <th>Read</th> <th>Ant</th> <th>Cable</th> <th>Preamp</th> <th>Aux</th> <th>APos</th> <th>TPos</th> <th>Remark</th> </tr> <tr> <th>Freq</th> <th>Level</th> <th>Line Margin</th> <th>Level Factor</th> <th>Loss Factor</th> <th>Factor</th> <th>Factor</th> <th></th> <th></th> </tr> <tr> <th>MHz</th> <th>dBuV/m</th> <th>dBuV/m</th> <th>dB</th> <th>dBuV</th> <th>dB/m</th> <th>dB</th> <th>dB</th> <th>cm</th> <th>deg</th> </tr> </thead> <tbody> <tr> <td>1</td> <td>5454.76</td> <td>53.01</td> <td>74.00</td> <td>-20.99</td> <td>40.18</td> <td>34.00</td> <td>10.02</td> <td>31.99</td> <td>0.00</td> <td>375</td> <td>31</td> <td>PEAK</td> </tr> <tr> <td>2</td> <td>5464.48</td> <td>52.00</td> <td>68.30</td> <td>-15.50</td> <td>39.96</td> <td>34.00</td> <td>10.03</td> <td>31.99</td> <td>0.00</td> <td>375</td> <td>31</td> <td>PEAK</td> </tr> </tbody> </table>	Limit	Read	Ant	Cable	Preamp	Aux	APos	TPos	Remark	Freq	Level	Line Margin	Level Factor	Loss Factor	Factor	Factor			MHz	dBuV/m	dBuV/m	dB	dBuV	dB/m	dB	dB	cm	deg	1	5454.76	53.01	74.00	-20.99	40.18	34.00	10.02	31.99	0.00	375	31	PEAK	2	5464.48	52.00	68.30	-15.50	39.96	34.00	10.03	31.99	0.00	375	31	PEAK	<table border="1"> <thead> <tr> <th>Limit</th> <th>Read</th> <th>Ant</th> <th>Cable</th> <th>Preamp</th> <th>Aux</th> <th>APos</th> <th>TPos</th> <th>Remark</th> </tr> <tr> <th>Freq</th> <th>Level</th> <th>Line Margin</th> <th>Level Factor</th> <th>Loss Factor</th> <th>Factor</th> <th>Factor</th> <th></th> <th></th> </tr> <tr> <th>MHz</th> <th>dBuV/m</th> <th>dBuV/m</th> <th>dB</th> <th>dBuV</th> <th>dB/m</th> <th>dB</th> <th>dB</th> <th>cm</th> <th>deg</th> </tr> </thead> <tbody> <tr> <td>1</td> <td>5530.00</td> <td>95.57</td> <td>-----</td> <td>-----</td> <td>82.73</td> <td>34.74</td> <td>10.14</td> <td>32.04</td> <td>0.00</td> <td>375</td> <td>31</td> <td>PEAK</td> </tr> </tbody> </table>	Limit	Read	Ant	Cable	Preamp	Aux	APos	TPos	Remark	Freq	Level	Line Margin	Level Factor	Loss Factor	Factor	Factor			MHz	dBuV/m	dBuV/m	dB	dBuV	dB/m	dB	dB	cm	deg	1	5530.00	95.57	-----	-----	82.73	34.74	10.14	32.04	0.00	375	31	PEAK
	Limit	Read	Ant	Cable	Preamp	Aux	APos	TPos	Remark																																																																																								
Freq	Level	Line Margin	Level Factor	Loss Factor	Factor	Factor																																																																																											
MHz	dBuV/m	dBuV/m	dB	dBuV	dB/m	dB	dB	cm	deg																																																																																								
1	5454.76	53.01	74.00	-20.99	40.18	34.00	10.02	31.99	0.00	375	31	PEAK																																																																																					
2	5464.48	52.00	68.30	-15.50	39.96	34.00	10.03	31.99	0.00	375	31	PEAK																																																																																					
Limit	Read	Ant	Cable	Preamp	Aux	APos	TPos	Remark																																																																																									
Freq	Level	Line Margin	Level Factor	Loss Factor	Factor	Factor																																																																																											
MHz	dBuV/m	dBuV/m	dB	dBuV	dB/m	dB	dB	cm	deg																																																																																								
1	5530.00	95.57	-----	-----	82.73	34.74	10.14	32.04	0.00	375	31	PEAK																																																																																					
Avg	<table border="1"> <thead> <tr> <th>Limit</th> <th>Read</th> <th>Ant</th> <th>Cable</th> <th>Preamp</th> <th>Aux</th> <th>APos</th> <th>TPos</th> <th>Remark</th> </tr> <tr> <th>Freq</th> <th>Level</th> <th>Line Margin</th> <th>Level Factor</th> <th>Loss Factor</th> <th>Factor</th> <th>Factor</th> <th></th> <th></th> </tr> <tr> <th>MHz</th> <th>dBuV/m</th> <th>dBuV/m</th> <th>dB</th> <th>dBuV</th> <th>dB/m</th> <th>dB</th> <th>dB</th> <th>cm</th> <th>deg</th> </tr> </thead> <tbody> <tr> <td>1</td> <td>5459.00</td> <td>43.91</td> <td>54.00</td> <td>-10.09</td> <td>31.07</td> <td>34.00</td> <td>10.03</td> <td>31.99</td> <td>0.00</td> <td>375</td> <td>31</td> <td>AVERAGE</td> </tr> </tbody> </table>	Limit	Read	Ant	Cable	Preamp	Aux	APos	TPos	Remark	Freq	Level	Line Margin	Level Factor	Loss Factor	Factor	Factor			MHz	dBuV/m	dBuV/m	dB	dBuV	dB/m	dB	dB	cm	deg	1	5459.00	43.91	54.00	-10.09	31.07	34.00	10.03	31.99	0.00	375	31	AVERAGE	<table border="1"> <thead> <tr> <th>Limit</th> <th>Read</th> <th>Ant</th> <th>Cable</th> <th>Preamp</th> <th>Aux</th> <th>APos</th> <th>TPos</th> <th>Remark</th> </tr> <tr> <th>Freq</th> <th>Level</th> <th>Line Margin</th> <th>Level Factor</th> <th>Loss Factor</th> <th>Factor</th> <th>Factor</th> <th></th> <th></th> </tr> <tr> <th>MHz</th> <th>dBuV/m</th> <th>dBuV/m</th> <th>dB</th> <th>dBuV</th> <th>dB/m</th> <th>dB</th> <th>dB</th> <th>cm</th> <th>deg</th> </tr> </thead> <tbody> <tr> <td>1</td> <td>5530.00</td> <td>86.00</td> <td>-----</td> <td>-----</td> <td>73.96</td> <td>34.74</td> <td>10.14</td> <td>32.04</td> <td>0.00</td> <td>375</td> <td>31</td> <td>AVERAGE</td> </tr> </tbody> </table>	Limit	Read	Ant	Cable	Preamp	Aux	APos	TPos	Remark	Freq	Level	Line Margin	Level Factor	Loss Factor	Factor	Factor			MHz	dBuV/m	dBuV/m	dB	dBuV	dB/m	dB	dB	cm	deg	1	5530.00	86.00	-----	-----	73.96	34.74	10.14	32.04	0.00	375	31	AVERAGE													
Limit	Read	Ant	Cable	Preamp	Aux	APos	TPos	Remark																																																																																									
Freq	Level	Line Margin	Level Factor	Loss Factor	Factor	Factor																																																																																											
MHz	dBuV/m	dBuV/m	dB	dBuV	dB/m	dB	dB	cm	deg																																																																																								
1	5459.00	43.91	54.00	-10.09	31.07	34.00	10.03	31.99	0.00	375	31	AVERAGE																																																																																					
Limit	Read	Ant	Cable	Preamp	Aux	APos	TPos	Remark																																																																																									
Freq	Level	Line Margin	Level Factor	Loss Factor	Factor	Factor																																																																																											
MHz	dBuV/m	dBuV/m	dB	dBuV	dB/m	dB	dB	cm	deg																																																																																								
1	5530.00	86.00	-----	-----	73.96	34.74	10.14	32.04	0.00	375	31	AVERAGE																																																																																					

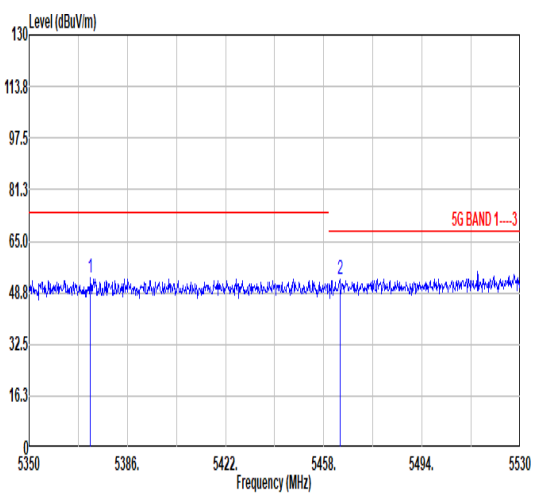
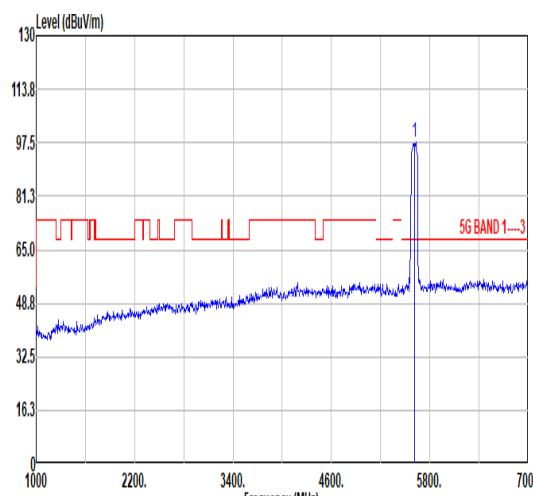
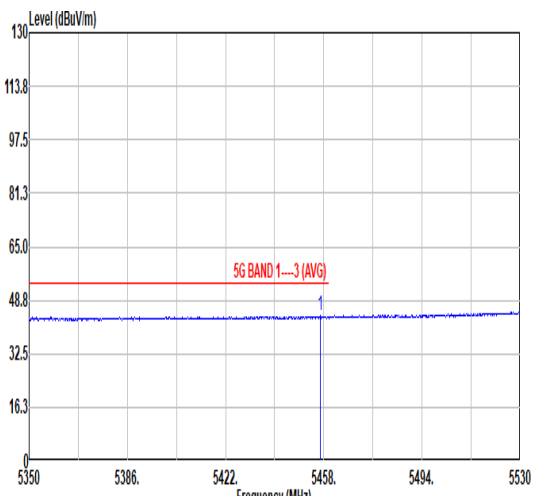
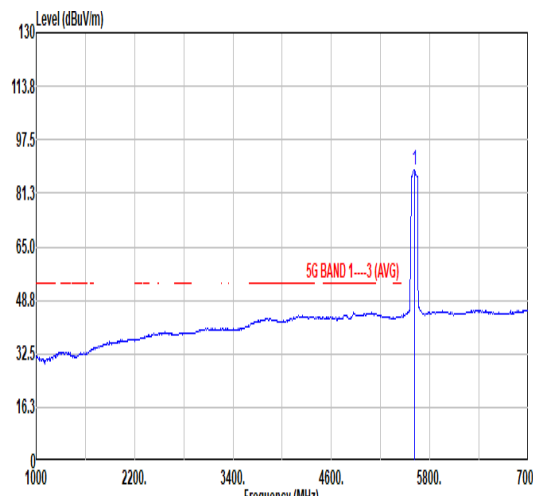


Mode	28																																							
	Band Edge - R																																							
	U-NII-2C_5.47-5.725_802.11ac VHT80_CH106_5530MHz																																							
ANT	10																																							
Pol.	Vertical	Fundamental																																						
Peak	<table border="1"> <thead> <tr> <th>Limit</th> <th>Read</th> <th>Ant</th> <th>Cable</th> <th>Preamp</th> <th>Aux</th> <th>APos</th> <th>TPos</th> <th>Remark</th> </tr> <tr> <th>Freq</th> <th>Level</th> <th>Line</th> <th>Margin</th> <th>Level</th> <th>Factor</th> <th>Loss</th> <th>Factor</th> <th>Factor</th> </tr> <tr> <th>MHz</th> <th>dBuV/m</th> <th>dBuV/m</th> <th>dB</th> <th>dBuV</th> <th>dB/m</th> <th>dB</th> <th>dB</th> <th>cm</th> <th>deg</th> </tr> </thead> <tbody> <tr> <td>1 5739.62</td> <td>55.10</td> <td>68.30</td> <td>-13.20</td> <td>42.21</td> <td>34.55</td> <td>10.36</td> <td>32.02</td> <td>0.00</td> <td>375 31 PEAK</td> </tr> </tbody> </table>	Limit	Read	Ant	Cable	Preamp	Aux	APos	TPos	Remark	Freq	Level	Line	Margin	Level	Factor	Loss	Factor	Factor	MHz	dBuV/m	dBuV/m	dB	dBuV	dB/m	dB	dB	cm	deg	1 5739.62	55.10	68.30	-13.20	42.21	34.55	10.36	32.02	0.00	375 31 PEAK	Blank
Limit	Read	Ant	Cable	Preamp	Aux	APos	TPos	Remark																																
Freq	Level	Line	Margin	Level	Factor	Loss	Factor	Factor																																
MHz	dBuV/m	dBuV/m	dB	dBuV	dB/m	dB	dB	cm	deg																															
1 5739.62	55.10	68.30	-13.20	42.21	34.55	10.36	32.02	0.00	375 31 PEAK																															



Mode	28																																																																																
	Harmonic																																																																																
	U-NII-2C_5.47-5.725_802.11ac VHT80_CH106_5530MHz																																																																																
ANT	10																																																																																
Pol.	Horizontal	Vertical																																																																															
Peak Avg																																																																																	
	<table border="1"> <thead> <tr> <th>Limit</th> <th>Read</th> <th>Ant</th> <th>Cable</th> <th>Preamp</th> <th>Aux</th> <th>APos</th> <th>TPos</th> <th>Remark</th> </tr> <tr> <th>Freq</th> <th>Level</th> <th>Line Margin</th> <th>Level</th> <th>Factor</th> <th>Loss Factor</th> <th>Factor</th> <th></th> <th></th> </tr> <tr> <th>MHz</th> <th>dBuV/m</th> <th>dBuV/m</th> <th>dB</th> <th>dBuV</th> <th>dB/m</th> <th>dB</th> <th>dB</th> <th>cm</th> <th>deg</th> </tr> </thead> <tbody> <tr> <td>1 11060.00</td> <td>46.19</td> <td>74.00</td> <td>-27.81</td> <td>55.23</td> <td>38.04</td> <td>14.61</td> <td>61.69</td> <td>0.00</td> <td>---</td> <td>---</td> <td>PEAK</td> </tr> </tbody> </table>	Limit	Read	Ant	Cable	Preamp	Aux	APos	TPos	Remark	Freq	Level	Line Margin	Level	Factor	Loss Factor	Factor			MHz	dBuV/m	dBuV/m	dB	dBuV	dB/m	dB	dB	cm	deg	1 11060.00	46.19	74.00	-27.81	55.23	38.04	14.61	61.69	0.00	---	---	PEAK	<table border="1"> <thead> <tr> <th>Limit</th> <th>Read</th> <th>Ant</th> <th>Cable</th> <th>Preamp</th> <th>Aux</th> <th>APos</th> <th>TPos</th> <th>Remark</th> </tr> <tr> <th>Freq</th> <th>Level</th> <th>Line Margin</th> <th>Level</th> <th>Factor</th> <th>Loss Factor</th> <th>Factor</th> <th></th> <th></th> </tr> <tr> <th>MHz</th> <th>dBuV/m</th> <th>dBuV/m</th> <th>dB</th> <th>dBuV</th> <th>dB/m</th> <th>dB</th> <th>dB</th> <th>cm</th> <th>deg</th> </tr> </thead> <tbody> <tr> <td>1 11060.00</td> <td>46.06</td> <td>74.00</td> <td>-27.94</td> <td>55.10</td> <td>38.04</td> <td>14.61</td> <td>61.69</td> <td>0.00</td> <td>---</td> <td>---</td> <td>PEAK</td> </tr> </tbody> </table>	Limit	Read	Ant	Cable	Preamp	Aux	APos	TPos	Remark	Freq	Level	Line Margin	Level	Factor	Loss Factor	Factor			MHz	dBuV/m	dBuV/m	dB	dBuV	dB/m	dB	dB	cm	deg	1 11060.00	46.06	74.00	-27.94	55.10	38.04	14.61	61.69	0.00	---	---
Limit	Read	Ant	Cable	Preamp	Aux	APos	TPos	Remark																																																																									
Freq	Level	Line Margin	Level	Factor	Loss Factor	Factor																																																																											
MHz	dBuV/m	dBuV/m	dB	dBuV	dB/m	dB	dB	cm	deg																																																																								
1 11060.00	46.19	74.00	-27.81	55.23	38.04	14.61	61.69	0.00	---	---	PEAK																																																																						
Limit	Read	Ant	Cable	Preamp	Aux	APos	TPos	Remark																																																																									
Freq	Level	Line Margin	Level	Factor	Loss Factor	Factor																																																																											
MHz	dBuV/m	dBuV/m	dB	dBuV	dB/m	dB	dB	cm	deg																																																																								
1 11060.00	46.06	74.00	-27.94	55.10	38.04	14.61	61.69	0.00	---	---	PEAK																																																																						



Mode	29																																																																																											
	Band Edge - L																																																																																											
	U-NII-2C_5.47-5.725_802.11ac VHT80_CH122_5610MHz																																																																																											
ANT	10																																																																																											
Pol.	Horizontal	Fundamental																																																																																										
Peak	 <table border="1" data-bbox="263 1108 774 1254"> <thead> <tr> <th>Limit</th> <th>Read</th> <th>Ant</th> <th>Cable</th> <th>Preamp</th> <th>Aux</th> <th>APos</th> <th>TPos</th> <th>Remark</th> </tr> <tr> <th>Freq</th> <th>Level</th> <th>Line Margin</th> <th>Level Factor</th> <th>Loss Factor</th> <th>Loss Factor</th> <th>Factor</th> <th></th> <th></th> </tr> <tr> <th>MHz</th> <th>dBuV/m</th> <th>dBuV/m</th> <th>dB</th> <th>dBuV</th> <th>dB/m</th> <th>dB</th> <th>dB</th> <th>cm</th> </tr> </thead> <tbody> <tr> <td>1 5372.50</td> <td>53.43</td> <td>74.00</td> <td>-20.57</td> <td>40.74</td> <td>34.71</td> <td>9.92</td> <td>31.94</td> <td>0.00</td> <td>100</td> <td>242</td> <td>PEAK</td> </tr> <tr> <td>2 5463.94</td> <td>52.92</td> <td>68.30</td> <td>-15.38</td> <td>40.08</td> <td>34.80</td> <td>10.03</td> <td>31.99</td> <td>0.00</td> <td>100</td> <td>242</td> <td>PEAK</td> </tr> </tbody> </table>	Limit	Read	Ant	Cable	Preamp	Aux	APos	TPos	Remark	Freq	Level	Line Margin	Level Factor	Loss Factor	Loss Factor	Factor			MHz	dBuV/m	dBuV/m	dB	dBuV	dB/m	dB	dB	cm	1 5372.50	53.43	74.00	-20.57	40.74	34.71	9.92	31.94	0.00	100	242	PEAK	2 5463.94	52.92	68.30	-15.38	40.08	34.80	10.03	31.99	0.00	100	242	PEAK	 <table border="1" data-bbox="901 1108 1412 1254"> <thead> <tr> <th>Limit</th> <th>Read</th> <th>Ant</th> <th>Cable</th> <th>Preamp</th> <th>Aux</th> <th>APos</th> <th>TPos</th> <th>Remark</th> </tr> <tr> <th>Freq</th> <th>Level</th> <th>Line Margin</th> <th>Level Factor</th> <th>Loss Factor</th> <th>Loss Factor</th> <th>Factor</th> <th></th> <th></th> </tr> <tr> <th>MHz</th> <th>dBuV/m</th> <th>dBuV/m</th> <th>dB</th> <th>dBuV</th> <th>dB/m</th> <th>dB</th> <th>dB</th> <th>cm</th> </tr> </thead> <tbody> <tr> <td>1 5610.00</td> <td>97.54</td> <td>-----</td> <td>-----</td> <td>84.79</td> <td>34.57</td> <td>10.27</td> <td>32.09</td> <td>0.00</td> <td>100</td> <td>242</td> <td>PEAK</td> </tr> </tbody> </table>	Limit	Read	Ant	Cable	Preamp	Aux	APos	TPos	Remark	Freq	Level	Line Margin	Level Factor	Loss Factor	Loss Factor	Factor			MHz	dBuV/m	dBuV/m	dB	dBuV	dB/m	dB	dB	cm	1 5610.00	97.54	-----	-----	84.79	34.57	10.27	32.09	0.00	100	242	PEAK
Limit	Read	Ant	Cable	Preamp	Aux	APos	TPos	Remark																																																																																				
Freq	Level	Line Margin	Level Factor	Loss Factor	Loss Factor	Factor																																																																																						
MHz	dBuV/m	dBuV/m	dB	dBuV	dB/m	dB	dB	cm																																																																																				
1 5372.50	53.43	74.00	-20.57	40.74	34.71	9.92	31.94	0.00	100	242	PEAK																																																																																	
2 5463.94	52.92	68.30	-15.38	40.08	34.80	10.03	31.99	0.00	100	242	PEAK																																																																																	
Limit	Read	Ant	Cable	Preamp	Aux	APos	TPos	Remark																																																																																				
Freq	Level	Line Margin	Level Factor	Loss Factor	Loss Factor	Factor																																																																																						
MHz	dBuV/m	dBuV/m	dB	dBuV	dB/m	dB	dB	cm																																																																																				
1 5610.00	97.54	-----	-----	84.79	34.57	10.27	32.09	0.00	100	242	PEAK																																																																																	
Avg	 <table border="1" data-bbox="263 1792 774 1937"> <thead> <tr> <th>Limit</th> <th>Read</th> <th>Ant</th> <th>Cable</th> <th>Preamp</th> <th>Aux</th> <th>APos</th> <th>TPos</th> <th>Remark</th> </tr> <tr> <th>Freq</th> <th>Level</th> <th>Line Margin</th> <th>Level Factor</th> <th>Loss Factor</th> <th>Loss Factor</th> <th>Factor</th> <th></th> <th></th> </tr> <tr> <th>MHz</th> <th>dBuV/m</th> <th>dBuV/m</th> <th>dB</th> <th>dBuV</th> <th>dB/m</th> <th>dB</th> <th>dB</th> <th>cm</th> </tr> </thead> <tbody> <tr> <td>1 5456.74</td> <td>43.91</td> <td>54.00</td> <td>-10.09</td> <td>31.08</td> <td>34.80</td> <td>10.02</td> <td>31.99</td> <td>0.00</td> <td>100</td> <td>242</td> <td>AVERAGE</td> </tr> </tbody> </table>	Limit	Read	Ant	Cable	Preamp	Aux	APos	TPos	Remark	Freq	Level	Line Margin	Level Factor	Loss Factor	Loss Factor	Factor			MHz	dBuV/m	dBuV/m	dB	dBuV	dB/m	dB	dB	cm	1 5456.74	43.91	54.00	-10.09	31.08	34.80	10.02	31.99	0.00	100	242	AVERAGE	 <table border="1" data-bbox="901 1792 1412 1937"> <thead> <tr> <th>Limit</th> <th>Read</th> <th>Ant</th> <th>Cable</th> <th>Preamp</th> <th>Aux</th> <th>APos</th> <th>TPos</th> <th>Remark</th> </tr> <tr> <th>Freq</th> <th>Level</th> <th>Line Margin</th> <th>Level Factor</th> <th>Loss Factor</th> <th>Loss Factor</th> <th>Factor</th> <th></th> <th></th> </tr> <tr> <th>MHz</th> <th>dBuV/m</th> <th>dBuV/m</th> <th>dB</th> <th>dBuV</th> <th>dB/m</th> <th>dB</th> <th>dB</th> <th>cm</th> </tr> </thead> <tbody> <tr> <td>1 5610.00</td> <td>88.46</td> <td>-----</td> <td>-----</td> <td>75.69</td> <td>34.59</td> <td>10.26</td> <td>32.08</td> <td>0.00</td> <td>100</td> <td>242</td> <td>AVERAGE</td> </tr> </tbody> </table>	Limit	Read	Ant	Cable	Preamp	Aux	APos	TPos	Remark	Freq	Level	Line Margin	Level Factor	Loss Factor	Loss Factor	Factor			MHz	dBuV/m	dBuV/m	dB	dBuV	dB/m	dB	dB	cm	1 5610.00	88.46	-----	-----	75.69	34.59	10.26	32.08	0.00	100	242	AVERAGE												
Limit	Read	Ant	Cable	Preamp	Aux	APos	TPos	Remark																																																																																				
Freq	Level	Line Margin	Level Factor	Loss Factor	Loss Factor	Factor																																																																																						
MHz	dBuV/m	dBuV/m	dB	dBuV	dB/m	dB	dB	cm																																																																																				
1 5456.74	43.91	54.00	-10.09	31.08	34.80	10.02	31.99	0.00	100	242	AVERAGE																																																																																	
Limit	Read	Ant	Cable	Preamp	Aux	APos	TPos	Remark																																																																																				
Freq	Level	Line Margin	Level Factor	Loss Factor	Loss Factor	Factor																																																																																						
MHz	dBuV/m	dBuV/m	dB	dBuV	dB/m	dB	dB	cm																																																																																				
1 5610.00	88.46	-----	-----	75.69	34.59	10.26	32.08	0.00	100	242	AVERAGE																																																																																	



Mode	29																																																									
	Band Edge - R																																																									
	U-NII-2C_5.47-5.725_802.11ac VHT80_CH122_5610MHz																																																									
ANT	10																																																									
Pol.	Horizontal	Fundamental																																																								
Peak	<p>Level (dBuV/m)</p> <p>Frequency (MHz)</p> <p>5G BAND 1---3</p> <table border="1"> <thead> <tr> <th>Limit</th> <th>Read</th> <th>Ant</th> <th>Cable</th> <th>Preamp</th> <th>Aux</th> <th>APos</th> <th>TPos</th> </tr> <tr> <th>Freq</th> <th>Level</th> <th>Line</th> <th>Margin</th> <th>Level</th> <th>Factor</th> <th>Loss</th> <th>Factor</th> </tr> <tr> <th>MHz</th> <th>dBuV/m</th> <th>dBuV/m</th> <th>dB</th> <th>dBuV</th> <th>dB/m</th> <th>dB</th> <th>dB</th> </tr> </thead> <tbody> <tr> <td>1 5754.66</td> <td>54.47</td> <td>68.30</td> <td>-13.83</td> <td>41.55</td> <td>34.56</td> <td>10.37</td> <td>32.01</td> </tr> <tr> <td></td> <td></td> <td></td> <td></td> <td></td> <td></td> <td>0.00</td> <td>100</td> </tr> <tr> <td></td> <td></td> <td></td> <td></td> <td></td> <td></td> <td></td> <td>242</td> </tr> <tr> <td></td> <td></td> <td></td> <td></td> <td></td> <td></td> <td></td> <td>PEAK</td> </tr> </tbody> </table>	Limit	Read	Ant	Cable	Preamp	Aux	APos	TPos	Freq	Level	Line	Margin	Level	Factor	Loss	Factor	MHz	dBuV/m	dBuV/m	dB	dBuV	dB/m	dB	dB	1 5754.66	54.47	68.30	-13.83	41.55	34.56	10.37	32.01							0.00	100								242								PEAK	Blank
Limit	Read	Ant	Cable	Preamp	Aux	APos	TPos																																																			
Freq	Level	Line	Margin	Level	Factor	Loss	Factor																																																			
MHz	dBuV/m	dBuV/m	dB	dBuV	dB/m	dB	dB																																																			
1 5754.66	54.47	68.30	-13.83	41.55	34.56	10.37	32.01																																																			
						0.00	100																																																			
							242																																																			
							PEAK																																																			



Mode	29																																																																																												
	Band Edge - L																																																																																												
	U-NII-2C_5.47-5.725_802.11ac VHT80_CH122_5610MHz																																																																																												
ANT	10																																																																																												
Pol.	Vertical	Fundamental																																																																																											
Peak	<table border="1"> <thead> <tr> <th>Limit</th> <th>Read</th> <th>Ant</th> <th>Cable</th> <th>Preamp</th> <th>Aux</th> <th>APos</th> <th>TPos</th> </tr> <tr> <th>Freq</th> <th>Level</th> <th>Line Margin</th> <th>Level Factor</th> <th>Loss Factor</th> <th>Factor</th> <th>Factor</th> <th>Remark</th> </tr> <tr> <th>MHz</th> <th>dBuV/m</th> <th>dBuV/m</th> <th>dB</th> <th>dBuV</th> <th>dB/m</th> <th>dB</th> <th>dB</th> <th>cm</th> <th>deg</th> </tr> </thead> <tbody> <tr> <td>1</td> <td>5352.16</td> <td>54.43</td> <td>74.00</td> <td>-19.57</td> <td>41.80</td> <td>34.65</td> <td>9.91</td> <td>31.93</td> <td>0.00</td> <td>311</td> <td>30</td> <td>PEAK</td> </tr> <tr> <td>2</td> <td>5466.28</td> <td>53.10</td> <td>68.30</td> <td>-15.20</td> <td>40.25</td> <td>34.80</td> <td>10.04</td> <td>31.99</td> <td>0.00</td> <td>311</td> <td>30</td> <td>PEAK</td> </tr> </tbody> </table>	Limit	Read	Ant	Cable	Preamp	Aux	APos	TPos	Freq	Level	Line Margin	Level Factor	Loss Factor	Factor	Factor	Remark	MHz	dBuV/m	dBuV/m	dB	dBuV	dB/m	dB	dB	cm	deg	1	5352.16	54.43	74.00	-19.57	41.80	34.65	9.91	31.93	0.00	311	30	PEAK	2	5466.28	53.10	68.30	-15.20	40.25	34.80	10.04	31.99	0.00	311	30	PEAK	<table border="1"> <thead> <tr> <th>Limit</th> <th>Read</th> <th>Ant</th> <th>Cable</th> <th>Preamp</th> <th>Aux</th> <th>APos</th> <th>TPos</th> </tr> <tr> <th>Freq</th> <th>Level</th> <th>Line Margin</th> <th>Level Factor</th> <th>Loss Factor</th> <th>Factor</th> <th>Factor</th> <th>Remark</th> </tr> <tr> <th>MHz</th> <th>dBuV/m</th> <th>dBuV/m</th> <th>dB</th> <th>dBuV</th> <th>dB/m</th> <th>dB</th> <th>dB</th> <th>cm</th> <th>deg</th> </tr> </thead> <tbody> <tr> <td>1</td> <td>5610.00</td> <td>95.31</td> <td>-----</td> <td>-----</td> <td>82.56</td> <td>34.58</td> <td>10.26</td> <td>32.09</td> <td>0.00</td> <td>311</td> <td>30</td> <td>PEAK</td> </tr> </tbody> </table>	Limit	Read	Ant	Cable	Preamp	Aux	APos	TPos	Freq	Level	Line Margin	Level Factor	Loss Factor	Factor	Factor	Remark	MHz	dBuV/m	dBuV/m	dB	dBuV	dB/m	dB	dB	cm	deg	1	5610.00	95.31	-----	-----	82.56	34.58	10.26	32.09	0.00	311	30	PEAK
	Limit	Read	Ant	Cable	Preamp	Aux	APos	TPos																																																																																					
Freq	Level	Line Margin	Level Factor	Loss Factor	Factor	Factor	Remark																																																																																						
MHz	dBuV/m	dBuV/m	dB	dBuV	dB/m	dB	dB	cm	deg																																																																																				
1	5352.16	54.43	74.00	-19.57	41.80	34.65	9.91	31.93	0.00	311	30	PEAK																																																																																	
2	5466.28	53.10	68.30	-15.20	40.25	34.80	10.04	31.99	0.00	311	30	PEAK																																																																																	
Limit	Read	Ant	Cable	Preamp	Aux	APos	TPos																																																																																						
Freq	Level	Line Margin	Level Factor	Loss Factor	Factor	Factor	Remark																																																																																						
MHz	dBuV/m	dBuV/m	dB	dBuV	dB/m	dB	dB	cm	deg																																																																																				
1	5610.00	95.31	-----	-----	82.56	34.58	10.26	32.09	0.00	311	30	PEAK																																																																																	
Avg	<table border="1"> <thead> <tr> <th>Limit</th> <th>Read</th> <th>Ant</th> <th>Cable</th> <th>Preamp</th> <th>Aux</th> <th>APos</th> <th>TPos</th> </tr> <tr> <th>Freq</th> <th>Level</th> <th>Line Margin</th> <th>Level Factor</th> <th>Loss Factor</th> <th>Factor</th> <th>Factor</th> <th>Remark</th> </tr> <tr> <th>MHz</th> <th>dBuV/m</th> <th>dBuV/m</th> <th>dB</th> <th>dBuV</th> <th>dB/m</th> <th>dB</th> <th>dB</th> <th>cm</th> <th>deg</th> </tr> </thead> <tbody> <tr> <td>1</td> <td>5454.58</td> <td>43.76</td> <td>54.00</td> <td>-10.24</td> <td>30.93</td> <td>34.80</td> <td>10.02</td> <td>31.99</td> <td>0.00</td> <td>311</td> <td>30</td> <td>AVERAGE</td> </tr> </tbody> </table>	Limit	Read	Ant	Cable	Preamp	Aux	APos	TPos	Freq	Level	Line Margin	Level Factor	Loss Factor	Factor	Factor	Remark	MHz	dBuV/m	dBuV/m	dB	dBuV	dB/m	dB	dB	cm	deg	1	5454.58	43.76	54.00	-10.24	30.93	34.80	10.02	31.99	0.00	311	30	AVERAGE	<table border="1"> <thead> <tr> <th>Limit</th> <th>Read</th> <th>Ant</th> <th>Cable</th> <th>Preamp</th> <th>Aux</th> <th>APos</th> <th>TPos</th> </tr> <tr> <th>Freq</th> <th>Level</th> <th>Line Margin</th> <th>Level Factor</th> <th>Loss Factor</th> <th>Factor</th> <th>Factor</th> <th>Remark</th> </tr> <tr> <th>MHz</th> <th>dBuV/m</th> <th>dBuV/m</th> <th>dB</th> <th>dBuV</th> <th>dB/m</th> <th>dB</th> <th>dB</th> <th>cm</th> <th>deg</th> </tr> </thead> <tbody> <tr> <td>1</td> <td>5610.00</td> <td>86.57</td> <td>-----</td> <td>-----</td> <td>73.80</td> <td>34.59</td> <td>10.26</td> <td>32.00</td> <td>0.00</td> <td>311</td> <td>30</td> <td>AVERAGE</td> </tr> </tbody> </table>	Limit	Read	Ant	Cable	Preamp	Aux	APos	TPos	Freq	Level	Line Margin	Level Factor	Loss Factor	Factor	Factor	Remark	MHz	dBuV/m	dBuV/m	dB	dBuV	dB/m	dB	dB	cm	deg	1	5610.00	86.57	-----	-----	73.80	34.59	10.26	32.00	0.00	311	30	AVERAGE													
	Limit	Read	Ant	Cable	Preamp	Aux	APos	TPos																																																																																					
Freq	Level	Line Margin	Level Factor	Loss Factor	Factor	Factor	Remark																																																																																						
MHz	dBuV/m	dBuV/m	dB	dBuV	dB/m	dB	dB	cm	deg																																																																																				
1	5454.58	43.76	54.00	-10.24	30.93	34.80	10.02	31.99	0.00	311	30	AVERAGE																																																																																	
Limit	Read	Ant	Cable	Preamp	Aux	APos	TPos																																																																																						
Freq	Level	Line Margin	Level Factor	Loss Factor	Factor	Factor	Remark																																																																																						
MHz	dBuV/m	dBuV/m	dB	dBuV	dB/m	dB	dB	cm	deg																																																																																				
1	5610.00	86.57	-----	-----	73.80	34.59	10.26	32.00	0.00	311	30	AVERAGE																																																																																	



Mode	29																																														
	Band Edge - R																																														
	U-NII-2C_5.47-5.725_802.11ac VHT80_CH122_5610MHz																																														
ANT	10																																														
Pol.	Vertical	Fundamental																																													
Peak	<p>Level (dBuV/m)</p> <p>Frequency (MHz)</p> <p>56 BAND 1---3</p> <table border="1"> <thead> <tr> <th>Limit</th> <th>Read</th> <th>Ant</th> <th>Cable</th> <th>Preamp</th> <th>Aux</th> <th>APos</th> <th>TPos</th> <th>Remark</th> </tr> <tr> <th>Freq</th> <th>Level</th> <th>Line</th> <th>Margin</th> <th>Level</th> <th>Factor</th> <th>Loss</th> <th>Factor</th> <th>Factor</th> </tr> <tr> <th>MHz</th> <th>dBuV/m</th> <th>dBuV/m</th> <th>dB</th> <th>dBuV</th> <th>dB/m</th> <th>dB</th> <th>dB</th> <th>dB</th> </tr> </thead> <tbody> <tr> <td>1 5739.15</td> <td>54.79</td> <td>68.30</td> <td>-13.51</td> <td>41.90</td> <td>34.55</td> <td>10.36</td> <td>32.02</td> <td>0.00</td> </tr> <tr> <td></td> <td></td> <td></td> <td></td> <td></td> <td></td> <td></td> <td></td> <td>311 30 PEAK</td> </tr> </tbody> </table>	Limit	Read	Ant	Cable	Preamp	Aux	APos	TPos	Remark	Freq	Level	Line	Margin	Level	Factor	Loss	Factor	Factor	MHz	dBuV/m	dBuV/m	dB	dBuV	dB/m	dB	dB	dB	1 5739.15	54.79	68.30	-13.51	41.90	34.55	10.36	32.02	0.00									311 30 PEAK	Blank
Limit	Read	Ant	Cable	Preamp	Aux	APos	TPos	Remark																																							
Freq	Level	Line	Margin	Level	Factor	Loss	Factor	Factor																																							
MHz	dBuV/m	dBuV/m	dB	dBuV	dB/m	dB	dB	dB																																							
1 5739.15	54.79	68.30	-13.51	41.90	34.55	10.36	32.02	0.00																																							
								311 30 PEAK																																							





Mode	29																																																																																	
	Harmonic																																																																																	
	U-NII-2C_5.47-5.725_802.11ac VHT80_CH122_5610MHz																																																																																	
ANT	10																																																																																	
Pol.	Horizontal	Vertical																																																																																
Peak																																																																																		
Avg																																																																																		
	<table border="1"> <thead> <tr> <th>Limit</th> <th>Read</th> <th>Ant</th> <th>Cable</th> <th>Preamp</th> <th>Aux</th> <th>APos</th> <th>TPos</th> <th>Remark</th> </tr> <tr> <th>Freq</th> <th>Level</th> <th>Line Margin</th> <th>Level Factor</th> <th>Loss Factor</th> <th>Factor</th> <th></th> <th></th> <th></th> </tr> <tr> <th>MHz</th> <th>dBuV/m</th> <th>dBuV/m</th> <th>dB</th> <th>dBuV</th> <th>dB/m</th> <th>dB</th> <th>dB</th> <th>cm</th> <th>deg</th> </tr> </thead> <tbody> <tr> <td>1 11220.00</td> <td>46.28</td> <td>74.00</td> <td>-27.72</td> <td>55.06</td> <td>38.13</td> <td>14.72</td> <td>61.63</td> <td>0.00</td> <td>---</td> <td>---</td> <td>PEAK</td> </tr> </tbody> </table>	Limit	Read	Ant	Cable	Preamp	Aux	APos	TPos	Remark	Freq	Level	Line Margin	Level Factor	Loss Factor	Factor				MHz	dBuV/m	dBuV/m	dB	dBuV	dB/m	dB	dB	cm	deg	1 11220.00	46.28	74.00	-27.72	55.06	38.13	14.72	61.63	0.00	---	---	PEAK	<table border="1"> <thead> <tr> <th>Limit</th> <th>Read</th> <th>Ant</th> <th>Cable</th> <th>Preamp</th> <th>Aux</th> <th>APos</th> <th>TPos</th> <th>Remark</th> </tr> <tr> <th>Freq</th> <th>Level</th> <th>Line Margin</th> <th>Level Factor</th> <th>Loss Factor</th> <th>Factor</th> <th></th> <th></th> <th></th> </tr> <tr> <th>MHz</th> <th>dBuV/m</th> <th>dBuV/m</th> <th>dB</th> <th>dBuV</th> <th>dB/m</th> <th>dB</th> <th>dB</th> <th>cm</th> <th>deg</th> </tr> </thead> <tbody> <tr> <td>1 11220.00</td> <td>45.89</td> <td>74.00</td> <td>-28.11</td> <td>54.67</td> <td>38.13</td> <td>14.72</td> <td>61.63</td> <td>0.00</td> <td>---</td> <td>---</td> <td>PEAK</td> </tr> </tbody> </table>	Limit	Read	Ant	Cable	Preamp	Aux	APos	TPos	Remark	Freq	Level	Line Margin	Level Factor	Loss Factor	Factor				MHz	dBuV/m	dBuV/m	dB	dBuV	dB/m	dB	dB	cm	deg	1 11220.00	45.89	74.00	-28.11	54.67	38.13	14.72	61.63	0.00	---	---	PEAK
Limit	Read	Ant	Cable	Preamp	Aux	APos	TPos	Remark																																																																										
Freq	Level	Line Margin	Level Factor	Loss Factor	Factor																																																																													
MHz	dBuV/m	dBuV/m	dB	dBuV	dB/m	dB	dB	cm	deg																																																																									
1 11220.00	46.28	74.00	-27.72	55.06	38.13	14.72	61.63	0.00	---	---	PEAK																																																																							
Limit	Read	Ant	Cable	Preamp	Aux	APos	TPos	Remark																																																																										
Freq	Level	Line Margin	Level Factor	Loss Factor	Factor																																																																													
MHz	dBuV/m	dBuV/m	dB	dBuV	dB/m	dB	dB	cm	deg																																																																									
1 11220.00	45.89	74.00	-28.11	54.67	38.13	14.72	61.63	0.00	---	---	PEAK																																																																							



Mode	30																																																																																																																								
	Band Edge																																																																																																																								
	U-NII-3_5.725-5.85_802.11a_CH149_5745MHz																																																																																																																								
ANT	10																																																																																																																								
Pol.	Horizontal	Fundamental																																																																																																																							
Peak	<table border="1"> <thead> <tr> <th>Limit</th> <th>Read</th> <th>Ant</th> <th>Cable</th> <th>Preamp</th> <th>Aux</th> <th>APos</th> <th>TPos</th> <th>Remark</th> </tr> <tr> <th>Freq</th> <th>Level</th> <th>Line</th> <th>Margin</th> <th>Level</th> <th>Factor</th> <th>Loss</th> <th>Factor</th> <th>Factor</th> </tr> <tr> <th>MHz</th> <th>dBuV/m</th> <th>dBuV/m</th> <th>dB</th> <th>dBuV</th> <th>dB/m</th> <th>dB</th> <th>dB</th> <th>dB</th> </tr> </thead> <tbody> <tr> <td>1</td> <td>5625.81</td> <td>55.49</td> <td>68.30</td> <td>-12.81</td> <td>42.73</td> <td>34.58</td> <td>10.27</td> <td>32.09</td> <td>0.00</td> <td>100</td> <td>245</td> <td>PEAK</td> </tr> <tr> <td>2</td> <td>5650.17</td> <td>53.06</td> <td>68.43</td> <td>-15.37</td> <td>40.32</td> <td>34.55</td> <td>10.28</td> <td>32.09</td> <td>0.00</td> <td>100</td> <td>245</td> <td>PEAK</td> </tr> <tr> <td>3</td> <td>5706.14</td> <td>56.30</td> <td>107.02</td> <td>-50.72</td> <td>43.51</td> <td>34.51</td> <td>10.33</td> <td>32.05</td> <td>0.00</td> <td>100</td> <td>245</td> <td>PEAK</td> </tr> <tr> <td>4</td> <td>5720.50</td> <td>56.63</td> <td>112.03</td> <td>-55.40</td> <td>43.79</td> <td>34.53</td> <td>10.34</td> <td>32.03</td> <td>0.00</td> <td>100</td> <td>245</td> <td>PEAK</td> </tr> </tbody> </table>	Limit	Read	Ant	Cable	Preamp	Aux	APos	TPos	Remark	Freq	Level	Line	Margin	Level	Factor	Loss	Factor	Factor	MHz	dBuV/m	dBuV/m	dB	dBuV	dB/m	dB	dB	dB	1	5625.81	55.49	68.30	-12.81	42.73	34.58	10.27	32.09	0.00	100	245	PEAK	2	5650.17	53.06	68.43	-15.37	40.32	34.55	10.28	32.09	0.00	100	245	PEAK	3	5706.14	56.30	107.02	-50.72	43.51	34.51	10.33	32.05	0.00	100	245	PEAK	4	5720.50	56.63	112.03	-55.40	43.79	34.53	10.34	32.03	0.00	100	245	PEAK	<table border="1"> <thead> <tr> <th>Limit</th> <th>Read</th> <th>Ant</th> <th>Cable</th> <th>Preamp</th> <th>Aux</th> <th>APos</th> <th>TPos</th> <th>Remark</th> </tr> <tr> <th>Freq</th> <th>Level</th> <th>Line</th> <th>Margin</th> <th>Level</th> <th>Factor</th> <th>Loss</th> <th>Factor</th> <th>Factor</th> </tr> <tr> <th>MHz</th> <th>dBuV/m</th> <th>dBuV/m</th> <th>dB</th> <th>dBuV</th> <th>dB/m</th> <th>dB</th> <th>dB</th> <th>dB</th> </tr> </thead> <tbody> <tr> <td>1</td> <td>5745.00</td> <td>106.69</td> <td>-----</td> <td>-----</td> <td>93.79</td> <td>34.55</td> <td>10.36</td> <td>32.01</td> <td>0.00</td> <td>100</td> <td>245</td> <td>PEAK</td> </tr> </tbody> </table>	Limit	Read	Ant	Cable	Preamp	Aux	APos	TPos	Remark	Freq	Level	Line	Margin	Level	Factor	Loss	Factor	Factor	MHz	dBuV/m	dBuV/m	dB	dBuV	dB/m	dB	dB	dB	1	5745.00	106.69	-----	-----	93.79	34.55	10.36	32.01	0.00	100	245	PEAK
	Limit	Read	Ant	Cable	Preamp	Aux	APos	TPos	Remark																																																																																																																
Freq	Level	Line	Margin	Level	Factor	Loss	Factor	Factor																																																																																																																	
MHz	dBuV/m	dBuV/m	dB	dBuV	dB/m	dB	dB	dB																																																																																																																	
1	5625.81	55.49	68.30	-12.81	42.73	34.58	10.27	32.09	0.00	100	245	PEAK																																																																																																													
2	5650.17	53.06	68.43	-15.37	40.32	34.55	10.28	32.09	0.00	100	245	PEAK																																																																																																													
3	5706.14	56.30	107.02	-50.72	43.51	34.51	10.33	32.05	0.00	100	245	PEAK																																																																																																													
4	5720.50	56.63	112.03	-55.40	43.79	34.53	10.34	32.03	0.00	100	245	PEAK																																																																																																													
Limit	Read	Ant	Cable	Preamp	Aux	APos	TPos	Remark																																																																																																																	
Freq	Level	Line	Margin	Level	Factor	Loss	Factor	Factor																																																																																																																	
MHz	dBuV/m	dBuV/m	dB	dBuV	dB/m	dB	dB	dB																																																																																																																	
1	5745.00	106.69	-----	-----	93.79	34.55	10.36	32.01	0.00	100	245	PEAK																																																																																																													
Avg	Blank	<table border="1"> <thead> <tr> <th>Limit</th> <th>Read</th> <th>Ant</th> <th>Cable</th> <th>Preamp</th> <th>Aux</th> <th>APos</th> <th>TPos</th> <th>Remark</th> </tr> <tr> <th>Freq</th> <th>Level</th> <th>Line</th> <th>Margin</th> <th>Level</th> <th>Factor</th> <th>Loss</th> <th>Factor</th> <th>Factor</th> </tr> <tr> <th>MHz</th> <th>dBuV/m</th> <th>dBuV/m</th> <th>dB</th> <th>dBuV</th> <th>dB/m</th> <th>dB</th> <th>dB</th> <th>dB</th> </tr> </thead> <tbody> <tr> <td>1</td> <td>5745.00</td> <td>99.76</td> <td>-----</td> <td>-----</td> <td>86.86</td> <td>34.55</td> <td>10.36</td> <td>32.01</td> <td>0.00</td> <td>100</td> <td>245</td> <td>AVERAGE</td> </tr> </tbody> </table>	Limit	Read	Ant	Cable	Preamp	Aux	APos	TPos	Remark	Freq	Level	Line	Margin	Level	Factor	Loss	Factor	Factor	MHz	dBuV/m	dBuV/m	dB	dBuV	dB/m	dB	dB	dB	1	5745.00	99.76	-----	-----	86.86	34.55	10.36	32.01	0.00	100	245	AVERAGE																																																																															
Limit	Read	Ant	Cable	Preamp	Aux	APos	TPos	Remark																																																																																																																	
Freq	Level	Line	Margin	Level	Factor	Loss	Factor	Factor																																																																																																																	
MHz	dBuV/m	dBuV/m	dB	dBuV	dB/m	dB	dB	dB																																																																																																																	
1	5745.00	99.76	-----	-----	86.86	34.55	10.36	32.01	0.00	100	245	AVERAGE																																																																																																													



Mode	30																																																																																												
	Band Edge																																																																																												
	U-NII-3_5.725-5.85_802.11a_CH149_5745MHz																																																																																												
ANT	10																																																																																												
Pol.	Vertical	Fundamental																																																																																											
Peak	<table border="1"> <thead> <tr> <th>Peak</th> <th>Freq (MHz)</th> <th>Level (dBuV/m)</th> <th>Limit (dBuV/m)</th> <th>Line Margin (dB)</th> <th>Read (dBuV)</th> <th>Ant (dB/m)</th> <th>Cable Loss (dB)</th> <th>Preamp (dB)</th> <th>Aux (dB)</th> <th>APos (dB)</th> <th>TPos (cm)</th> <th>Remark</th> </tr> </thead> <tbody> <tr> <td>1</td> <td>5648.87</td> <td>55.14</td> <td>68.30</td> <td>-13.16</td> <td>42.40</td> <td>34.55</td> <td>10.28</td> <td>32.09</td> <td>0.00</td> <td>300</td> <td>35</td> <td>PEAK</td> </tr> <tr> <td>2</td> <td>5650.32</td> <td>53.01</td> <td>68.53</td> <td>-15.52</td> <td>40.27</td> <td>34.55</td> <td>10.28</td> <td>32.09</td> <td>0.00</td> <td>300</td> <td>35</td> <td>PEAK</td> </tr> <tr> <td>3</td> <td>5700.05</td> <td>55.05</td> <td>105.31</td> <td>-50.26</td> <td>42.27</td> <td>34.51</td> <td>10.32</td> <td>32.05</td> <td>0.00</td> <td>300</td> <td>35</td> <td>PEAK</td> </tr> <tr> <td>4</td> <td>5720.06</td> <td>55.01</td> <td>111.04</td> <td>-56.03</td> <td>42.17</td> <td>34.53</td> <td>10.34</td> <td>32.03</td> <td>0.00</td> <td>300</td> <td>35</td> <td>PEAK</td> </tr> </tbody> </table>	Peak	Freq (MHz)	Level (dBuV/m)	Limit (dBuV/m)	Line Margin (dB)	Read (dBuV)	Ant (dB/m)	Cable Loss (dB)	Preamp (dB)	Aux (dB)	APos (dB)	TPos (cm)	Remark	1	5648.87	55.14	68.30	-13.16	42.40	34.55	10.28	32.09	0.00	300	35	PEAK	2	5650.32	53.01	68.53	-15.52	40.27	34.55	10.28	32.09	0.00	300	35	PEAK	3	5700.05	55.05	105.31	-50.26	42.27	34.51	10.32	32.05	0.00	300	35	PEAK	4	5720.06	55.01	111.04	-56.03	42.17	34.53	10.34	32.03	0.00	300	35	PEAK	<table border="1"> <thead> <tr> <th>Peak</th> <th>Freq (MHz)</th> <th>Level (dBuV/m)</th> <th>Limit (dBuV/m)</th> <th>Line Margin (dB)</th> <th>Read (dBuV)</th> <th>Ant (dB/m)</th> <th>Cable Loss (dB)</th> <th>Preamp (dB)</th> <th>Aux (dB)</th> <th>APos (dB)</th> <th>TPos (cm)</th> <th>Remark</th> </tr> </thead> <tbody> <tr> <td>1</td> <td>5745.00</td> <td>105.42</td> <td>-----</td> <td>-----</td> <td>92.52</td> <td>34.55</td> <td>10.36</td> <td>32.01</td> <td>0.00</td> <td>300</td> <td>35</td> <td>PEAK</td> </tr> </tbody> </table>	Peak	Freq (MHz)	Level (dBuV/m)	Limit (dBuV/m)	Line Margin (dB)	Read (dBuV)	Ant (dB/m)	Cable Loss (dB)	Preamp (dB)	Aux (dB)	APos (dB)	TPos (cm)	Remark	1	5745.00	105.42	-----	-----	92.52	34.55	10.36	32.01	0.00	300	35	PEAK
Peak	Freq (MHz)	Level (dBuV/m)	Limit (dBuV/m)	Line Margin (dB)	Read (dBuV)	Ant (dB/m)	Cable Loss (dB)	Preamp (dB)	Aux (dB)	APos (dB)	TPos (cm)	Remark																																																																																	
1	5648.87	55.14	68.30	-13.16	42.40	34.55	10.28	32.09	0.00	300	35	PEAK																																																																																	
2	5650.32	53.01	68.53	-15.52	40.27	34.55	10.28	32.09	0.00	300	35	PEAK																																																																																	
3	5700.05	55.05	105.31	-50.26	42.27	34.51	10.32	32.05	0.00	300	35	PEAK																																																																																	
4	5720.06	55.01	111.04	-56.03	42.17	34.53	10.34	32.03	0.00	300	35	PEAK																																																																																	
Peak	Freq (MHz)	Level (dBuV/m)	Limit (dBuV/m)	Line Margin (dB)	Read (dBuV)	Ant (dB/m)	Cable Loss (dB)	Preamp (dB)	Aux (dB)	APos (dB)	TPos (cm)	Remark																																																																																	
1	5745.00	105.42	-----	-----	92.52	34.55	10.36	32.01	0.00	300	35	PEAK																																																																																	
Avg	Blank	<table border="1"> <thead> <tr> <th>Peak</th> <th>Freq (MHz)</th> <th>Level (dBuV/m)</th> <th>Limit (dBuV/m)</th> <th>Line Margin (dB)</th> <th>Read (dBuV)</th> <th>Ant (dB/m)</th> <th>Cable Loss (dB)</th> <th>Preamp (dB)</th> <th>Aux (dB)</th> <th>APos (dB)</th> <th>TPos (cm)</th> <th>Remark</th> </tr> </thead> <tbody> <tr> <td>1</td> <td>5745.00</td> <td>98.99</td> <td>-----</td> <td>-----</td> <td>86.09</td> <td>34.55</td> <td>10.36</td> <td>32.01</td> <td>0.00</td> <td>300</td> <td>35</td> <td>AVERAGE</td> </tr> </tbody> </table>	Peak	Freq (MHz)	Level (dBuV/m)	Limit (dBuV/m)	Line Margin (dB)	Read (dBuV)	Ant (dB/m)	Cable Loss (dB)	Preamp (dB)	Aux (dB)	APos (dB)	TPos (cm)	Remark	1	5745.00	98.99	-----	-----	86.09	34.55	10.36	32.01	0.00	300	35	AVERAGE																																																																	
Peak	Freq (MHz)	Level (dBuV/m)	Limit (dBuV/m)	Line Margin (dB)	Read (dBuV)	Ant (dB/m)	Cable Loss (dB)	Preamp (dB)	Aux (dB)	APos (dB)	TPos (cm)	Remark																																																																																	
1	5745.00	98.99	-----	-----	86.09	34.55	10.36	32.01	0.00	300	35	AVERAGE																																																																																	



Mode	30																																																																									
	Harmonic																																																																									
	U-NII-3_5.725-5.85_802.11a_CH149_5745MHZ																																																																									
ANT	10																																																																									
Pol.	Horizontal	Vertical																																																																								
Peak Avg	<table border="1"> <thead> <tr> <th>Limit</th> <th>Read</th> <th>Ant</th> <th>Cable</th> <th>Preamp</th> <th>Aux</th> <th>APos</th> <th>TPos</th> </tr> <tr> <th>Freq</th> <th>Level</th> <th>Line Margin</th> <th>Level Factor</th> <th>Loss Factor</th> <th>Factor</th> <th></th> <th>Remark</th> </tr> <tr> <th>MHz</th> <th>dBuV/m</th> <th>dBuV/m</th> <th>dB</th> <th>dBuV</th> <th>dB/m</th> <th>dB</th> <th>dB</th> </tr> </thead> <tbody> <tr> <td>1 11490.00</td> <td>45.73</td> <td>74.00</td> <td>-28.27</td> <td>54.05</td> <td>38.29</td> <td>14.91</td> <td>61.52</td> <td>0.00</td> <td>---</td> <td>---</td> <td>PEAK</td> </tr> </tbody> </table>	Limit	Read	Ant	Cable	Preamp	Aux	APos	TPos	Freq	Level	Line Margin	Level Factor	Loss Factor	Factor		Remark	MHz	dBuV/m	dBuV/m	dB	dBuV	dB/m	dB	dB	1 11490.00	45.73	74.00	-28.27	54.05	38.29	14.91	61.52	0.00	---	---	PEAK	<table border="1"> <thead> <tr> <th>Limit</th> <th>Read</th> <th>Ant</th> <th>Cable</th> <th>Preamp</th> <th>Aux</th> <th>APos</th> <th>TPos</th> </tr> <tr> <th>Freq</th> <th>Level</th> <th>Line Margin</th> <th>Level Factor</th> <th>Loss Factor</th> <th>Factor</th> <th></th> <th>Remark</th> </tr> <tr> <th>MHz</th> <th>dBuV/m</th> <th>dBuV/m</th> <th>dB</th> <th>dBuV</th> <th>dB/m</th> <th>dB</th> <th>dB</th> </tr> </thead> <tbody> <tr> <td>1 11490.00</td> <td>45.39</td> <td>74.00</td> <td>-28.61</td> <td>53.71</td> <td>38.29</td> <td>14.91</td> <td>61.52</td> <td>0.00</td> <td>---</td> <td>---</td> <td>PEAK</td> </tr> </tbody> </table>	Limit	Read	Ant	Cable	Preamp	Aux	APos	TPos	Freq	Level	Line Margin	Level Factor	Loss Factor	Factor		Remark	MHz	dBuV/m	dBuV/m	dB	dBuV	dB/m	dB	dB	1 11490.00	45.39	74.00	-28.61	53.71	38.29	14.91	61.52	0.00	---	---	PEAK
Limit	Read	Ant	Cable	Preamp	Aux	APos	TPos																																																																			
Freq	Level	Line Margin	Level Factor	Loss Factor	Factor		Remark																																																																			
MHz	dBuV/m	dBuV/m	dB	dBuV	dB/m	dB	dB																																																																			
1 11490.00	45.73	74.00	-28.27	54.05	38.29	14.91	61.52	0.00	---	---	PEAK																																																															
Limit	Read	Ant	Cable	Preamp	Aux	APos	TPos																																																																			
Freq	Level	Line Margin	Level Factor	Loss Factor	Factor		Remark																																																																			
MHz	dBuV/m	dBuV/m	dB	dBuV	dB/m	dB	dB																																																																			
1 11490.00	45.39	74.00	-28.61	53.71	38.29	14.91	61.52	0.00	---	---	PEAK																																																															

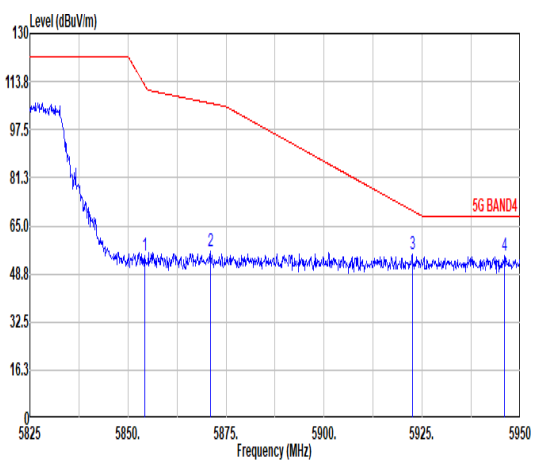
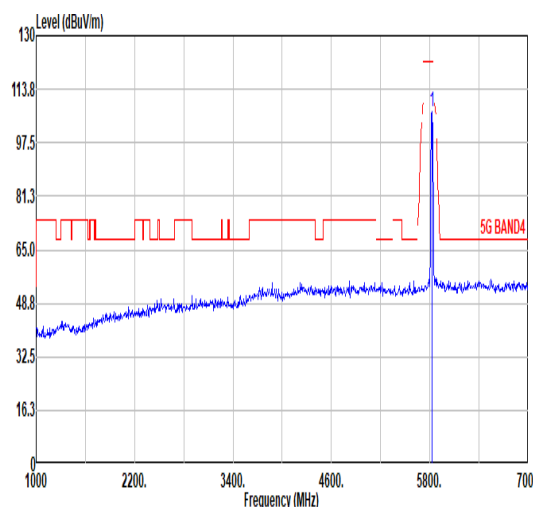
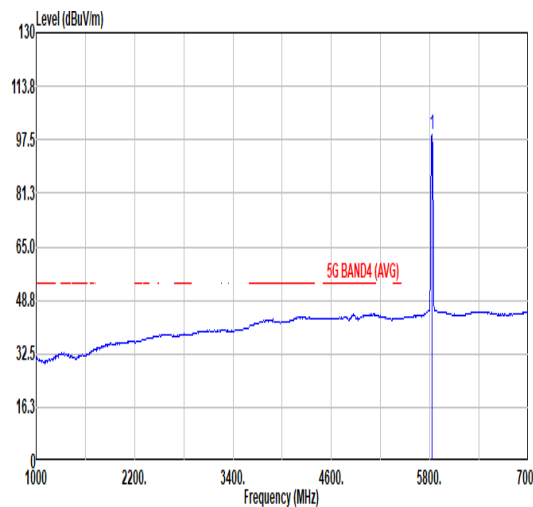


Mode	31																																																																																					
	Harmonic																																																																																					
	U-NII-3_5.725-5.85_802.11a_CH157_5785MHz																																																																																					
ANT	10																																																																																					
Pol.	Horizontal	Vertical																																																																																				
Peak Avg	<table border="1"> <thead> <tr> <th>Limit</th> <th>Read</th> <th>Ant</th> <th>Cable</th> <th>Preamp</th> <th>Aux</th> <th>APos</th> <th>TPos</th> <th>Remark</th> </tr> <tr> <th>Freq</th> <th>Level</th> <th>Line Margin</th> <th>Level Factor</th> <th>Loss Factor</th> <th>Factor</th> <th></th> <th></th> <th></th> </tr> <tr> <th>MHz</th> <th>dBuV/m</th> <th>dBuV/m</th> <th>dB</th> <th>dBuV</th> <th>dB/m</th> <th>dB</th> <th>dB</th> <th>dB</th> <th>cm</th> <th>deg</th> <th>Remark</th> </tr> </thead> <tbody> <tr> <td>1 11570.00</td> <td>45.91</td> <td>74.00</td> <td>-28.09</td> <td>54.07</td> <td>38.36</td> <td>14.97</td> <td>61.49</td> <td>0.00</td> <td>---</td> <td>---</td> <td>PEAK</td> </tr> </tbody> </table>	Limit	Read	Ant	Cable	Preamp	Aux	APos	TPos	Remark	Freq	Level	Line Margin	Level Factor	Loss Factor	Factor				MHz	dBuV/m	dBuV/m	dB	dBuV	dB/m	dB	dB	dB	cm	deg	Remark	1 11570.00	45.91	74.00	-28.09	54.07	38.36	14.97	61.49	0.00	---	---	PEAK	<table border="1"> <thead> <tr> <th>Limit</th> <th>Read</th> <th>Ant</th> <th>Cable</th> <th>Preamp</th> <th>Aux</th> <th>APos</th> <th>TPos</th> <th>Remark</th> </tr> <tr> <th>Freq</th> <th>Level</th> <th>Line Margin</th> <th>Level Factor</th> <th>Loss Factor</th> <th>Factor</th> <th></th> <th></th> <th></th> </tr> <tr> <th>MHz</th> <th>dBuV/m</th> <th>dBuV/m</th> <th>dB</th> <th>dBuV</th> <th>dB/m</th> <th>dB</th> <th>dB</th> <th>dB</th> <th>cm</th> <th>deg</th> <th>Remark</th> </tr> </thead> <tbody> <tr> <td>1 11570.00</td> <td>45.72</td> <td>74.00</td> <td>-28.28</td> <td>53.88</td> <td>38.36</td> <td>14.97</td> <td>61.49</td> <td>0.00</td> <td>---</td> <td>---</td> <td>PEAK</td> </tr> </tbody> </table>	Limit	Read	Ant	Cable	Preamp	Aux	APos	TPos	Remark	Freq	Level	Line Margin	Level Factor	Loss Factor	Factor				MHz	dBuV/m	dBuV/m	dB	dBuV	dB/m	dB	dB	dB	cm	deg	Remark	1 11570.00	45.72	74.00	-28.28	53.88	38.36	14.97	61.49	0.00	---	---	PEAK
Limit	Read	Ant	Cable	Preamp	Aux	APos	TPos	Remark																																																																														
Freq	Level	Line Margin	Level Factor	Loss Factor	Factor																																																																																	
MHz	dBuV/m	dBuV/m	dB	dBuV	dB/m	dB	dB	dB	cm	deg	Remark																																																																											
1 11570.00	45.91	74.00	-28.09	54.07	38.36	14.97	61.49	0.00	---	---	PEAK																																																																											
Limit	Read	Ant	Cable	Preamp	Aux	APos	TPos	Remark																																																																														
Freq	Level	Line Margin	Level Factor	Loss Factor	Factor																																																																																	
MHz	dBuV/m	dBuV/m	dB	dBuV	dB/m	dB	dB	dB	cm	deg	Remark																																																																											
1 11570.00	45.72	74.00	-28.28	53.88	38.36	14.97	61.49	0.00	---	---	PEAK																																																																											



Mode	32																																																																																												
	Band Edge																																																																																												
	U-NII-3_5.725-5.85_802.11a_CH165_5825MHz																																																																																												
ANT	10																																																																																												
Pol.	Horizontal	Fundamental																																																																																											
Peak	<table border="1"> <thead> <tr> <th>Peak</th> <th>Freq (MHz)</th> <th>Level (dBuV/m)</th> <th>Limit (dBuV/m)</th> <th>Line Margin (dB)</th> <th>Read Level (dBuV)</th> <th>Ant Loss (dB/m)</th> <th>Cable Loss (dB)</th> <th>Preamp Gain (dB)</th> <th>Aux Gain (dB)</th> <th>APos (dB)</th> <th>TPos (cm)</th> <th>Remark</th> </tr> </thead> <tbody> <tr> <td>1</td> <td>5855.00</td> <td>53.29</td> <td>110.90</td> <td>-57.61</td> <td>39.94</td> <td>34.84</td> <td>10.45</td> <td>31.94</td> <td>0.00</td> <td>100</td> <td>249</td> <td>PEAK</td> </tr> <tr> <td>2</td> <td>5870.38</td> <td>55.81</td> <td>106.59</td> <td>-50.78</td> <td>42.39</td> <td>34.00</td> <td>10.47</td> <td>31.95</td> <td>0.00</td> <td>100</td> <td>249</td> <td>PEAK</td> </tr> <tr> <td>3</td> <td>5922.75</td> <td>55.34</td> <td>69.96</td> <td>-14.62</td> <td>41.72</td> <td>35.10</td> <td>10.51</td> <td>31.99</td> <td>0.00</td> <td>100</td> <td>249</td> <td>PEAK</td> </tr> <tr> <td>4</td> <td>5937.63</td> <td>55.46</td> <td>68.30</td> <td>-12.84</td> <td>41.77</td> <td>35.16</td> <td>10.53</td> <td>32.00</td> <td>0.00</td> <td>100</td> <td>249</td> <td>PEAK</td> </tr> </tbody> </table>	Peak	Freq (MHz)	Level (dBuV/m)	Limit (dBuV/m)	Line Margin (dB)	Read Level (dBuV)	Ant Loss (dB/m)	Cable Loss (dB)	Preamp Gain (dB)	Aux Gain (dB)	APos (dB)	TPos (cm)	Remark	1	5855.00	53.29	110.90	-57.61	39.94	34.84	10.45	31.94	0.00	100	249	PEAK	2	5870.38	55.81	106.59	-50.78	42.39	34.00	10.47	31.95	0.00	100	249	PEAK	3	5922.75	55.34	69.96	-14.62	41.72	35.10	10.51	31.99	0.00	100	249	PEAK	4	5937.63	55.46	68.30	-12.84	41.77	35.16	10.53	32.00	0.00	100	249	PEAK	<table border="1"> <thead> <tr> <th>Peak</th> <th>Freq (MHz)</th> <th>Level (dBuV/m)</th> <th>Limit (dBuV/m)</th> <th>Line Margin (dB)</th> <th>Read Level (dBuV)</th> <th>Ant Loss (dB/m)</th> <th>Cable Loss (dB)</th> <th>Preamp Gain (dB)</th> <th>Aux Gain (dB)</th> <th>APos (dB)</th> <th>TPos (cm)</th> <th>Remark</th> </tr> </thead> <tbody> <tr> <td>1</td> <td>5825.00</td> <td>105.29</td> <td>-----</td> <td>-----</td> <td>92.06</td> <td>34.74</td> <td>10.43</td> <td>31.94</td> <td>0.00</td> <td>100</td> <td>249</td> <td>PEAK</td> </tr> </tbody> </table>	Peak	Freq (MHz)	Level (dBuV/m)	Limit (dBuV/m)	Line Margin (dB)	Read Level (dBuV)	Ant Loss (dB/m)	Cable Loss (dB)	Preamp Gain (dB)	Aux Gain (dB)	APos (dB)	TPos (cm)	Remark	1	5825.00	105.29	-----	-----	92.06	34.74	10.43	31.94	0.00	100	249	PEAK
Peak	Freq (MHz)	Level (dBuV/m)	Limit (dBuV/m)	Line Margin (dB)	Read Level (dBuV)	Ant Loss (dB/m)	Cable Loss (dB)	Preamp Gain (dB)	Aux Gain (dB)	APos (dB)	TPos (cm)	Remark																																																																																	
1	5855.00	53.29	110.90	-57.61	39.94	34.84	10.45	31.94	0.00	100	249	PEAK																																																																																	
2	5870.38	55.81	106.59	-50.78	42.39	34.00	10.47	31.95	0.00	100	249	PEAK																																																																																	
3	5922.75	55.34	69.96	-14.62	41.72	35.10	10.51	31.99	0.00	100	249	PEAK																																																																																	
4	5937.63	55.46	68.30	-12.84	41.77	35.16	10.53	32.00	0.00	100	249	PEAK																																																																																	
Peak	Freq (MHz)	Level (dBuV/m)	Limit (dBuV/m)	Line Margin (dB)	Read Level (dBuV)	Ant Loss (dB/m)	Cable Loss (dB)	Preamp Gain (dB)	Aux Gain (dB)	APos (dB)	TPos (cm)	Remark																																																																																	
1	5825.00	105.29	-----	-----	92.06	34.74	10.43	31.94	0.00	100	249	PEAK																																																																																	
Avg	Blank	<table border="1"> <thead> <tr> <th>Peak</th> <th>Freq (MHz)</th> <th>Level (dBuV/m)</th> <th>Limit (dBuV/m)</th> <th>Line Margin (dB)</th> <th>Read Level (dBuV)</th> <th>Ant Loss (dB/m)</th> <th>Cable Loss (dB)</th> <th>Preamp Gain (dB)</th> <th>Aux Gain (dB)</th> <th>APos (dB)</th> <th>TPos (cm)</th> <th>Remark</th> </tr> </thead> <tbody> <tr> <td>1</td> <td>5825.00</td> <td>97.90</td> <td>-----</td> <td>-----</td> <td>84.70</td> <td>34.72</td> <td>10.43</td> <td>31.95</td> <td>0.00</td> <td>100</td> <td>249</td> <td>AVERAGE</td> </tr> </tbody> </table>	Peak	Freq (MHz)	Level (dBuV/m)	Limit (dBuV/m)	Line Margin (dB)	Read Level (dBuV)	Ant Loss (dB/m)	Cable Loss (dB)	Preamp Gain (dB)	Aux Gain (dB)	APos (dB)	TPos (cm)	Remark	1	5825.00	97.90	-----	-----	84.70	34.72	10.43	31.95	0.00	100	249	AVERAGE																																																																	
Peak	Freq (MHz)	Level (dBuV/m)	Limit (dBuV/m)	Line Margin (dB)	Read Level (dBuV)	Ant Loss (dB/m)	Cable Loss (dB)	Preamp Gain (dB)	Aux Gain (dB)	APos (dB)	TPos (cm)	Remark																																																																																	
1	5825.00	97.90	-----	-----	84.70	34.72	10.43	31.95	0.00	100	249	AVERAGE																																																																																	



Mode	32																																																																																												
	Band Edge																																																																																												
	U-NII-3_5.725-5.85_802.11a_CH165_5825MHz																																																																																												
ANT	10																																																																																												
Pol.	Vertical	Fundamental																																																																																											
Peak	 <table border="1" data-bbox="263 1075 798 1254"> <thead> <tr> <th>Peak</th> <th>Freq (MHz)</th> <th>Level (dBuV/m)</th> <th>Limit (dBuV/m)</th> <th>Line Margin (dB)</th> <th>Read (dBuV)</th> <th>Ant (dB/m)</th> <th>Cable Loss (dB)</th> <th>Preamp (dB)</th> <th>Aux (dB)</th> <th>APos (cm)</th> <th>TPos (deg)</th> <th>Remark</th> </tr> </thead> <tbody> <tr> <td>1</td> <td>5854.38</td> <td>54.77</td> <td>112.32</td> <td>-57.55</td> <td>41.42</td> <td>34.84</td> <td>10.45</td> <td>31.94</td> <td>0.00</td> <td>307</td> <td>33</td> <td>PEAK</td> </tr> <tr> <td>2</td> <td>5871.00</td> <td>56.31</td> <td>106.42</td> <td>-50.11</td> <td>42.89</td> <td>34.00</td> <td>10.47</td> <td>31.95</td> <td>0.00</td> <td>307</td> <td>33</td> <td>PEAK</td> </tr> <tr> <td>3</td> <td>5922.50</td> <td>55.63</td> <td>70.14</td> <td>-14.51</td> <td>42.01</td> <td>35.10</td> <td>10.51</td> <td>31.99</td> <td>0.00</td> <td>307</td> <td>33</td> <td>PEAK</td> </tr> <tr> <td>4</td> <td>5946.00</td> <td>54.76</td> <td>68.30</td> <td>-13.54</td> <td>41.04</td> <td>35.20</td> <td>10.53</td> <td>32.01</td> <td>0.00</td> <td>307</td> <td>33</td> <td>PEAK</td> </tr> </tbody> </table>	Peak	Freq (MHz)	Level (dBuV/m)	Limit (dBuV/m)	Line Margin (dB)	Read (dBuV)	Ant (dB/m)	Cable Loss (dB)	Preamp (dB)	Aux (dB)	APos (cm)	TPos (deg)	Remark	1	5854.38	54.77	112.32	-57.55	41.42	34.84	10.45	31.94	0.00	307	33	PEAK	2	5871.00	56.31	106.42	-50.11	42.89	34.00	10.47	31.95	0.00	307	33	PEAK	3	5922.50	55.63	70.14	-14.51	42.01	35.10	10.51	31.99	0.00	307	33	PEAK	4	5946.00	54.76	68.30	-13.54	41.04	35.20	10.53	32.01	0.00	307	33	PEAK	 <table border="1" data-bbox="901 1120 1436 1254"> <thead> <tr> <th>Peak</th> <th>Freq (MHz)</th> <th>Level (dBuV/m)</th> <th>Limit (dBuV/m)</th> <th>Line Margin (dB)</th> <th>Read (dBuV)</th> <th>Ant (dB/m)</th> <th>Cable Loss (dB)</th> <th>Preamp (dB)</th> <th>Aux (dB)</th> <th>APos (cm)</th> <th>TPos (deg)</th> <th>Remark</th> </tr> </thead> <tbody> <tr> <td>1</td> <td>5825.00</td> <td>106.71</td> <td>-----</td> <td>-----</td> <td>93.51</td> <td>34.72</td> <td>10.43</td> <td>31.95</td> <td>0.00</td> <td>307</td> <td>33</td> <td>PEAK</td> </tr> </tbody> </table>	Peak	Freq (MHz)	Level (dBuV/m)	Limit (dBuV/m)	Line Margin (dB)	Read (dBuV)	Ant (dB/m)	Cable Loss (dB)	Preamp (dB)	Aux (dB)	APos (cm)	TPos (deg)	Remark	1	5825.00	106.71	-----	-----	93.51	34.72	10.43	31.95	0.00	307	33	PEAK
Peak	Freq (MHz)	Level (dBuV/m)	Limit (dBuV/m)	Line Margin (dB)	Read (dBuV)	Ant (dB/m)	Cable Loss (dB)	Preamp (dB)	Aux (dB)	APos (cm)	TPos (deg)	Remark																																																																																	
1	5854.38	54.77	112.32	-57.55	41.42	34.84	10.45	31.94	0.00	307	33	PEAK																																																																																	
2	5871.00	56.31	106.42	-50.11	42.89	34.00	10.47	31.95	0.00	307	33	PEAK																																																																																	
3	5922.50	55.63	70.14	-14.51	42.01	35.10	10.51	31.99	0.00	307	33	PEAK																																																																																	
4	5946.00	54.76	68.30	-13.54	41.04	35.20	10.53	32.01	0.00	307	33	PEAK																																																																																	
Peak	Freq (MHz)	Level (dBuV/m)	Limit (dBuV/m)	Line Margin (dB)	Read (dBuV)	Ant (dB/m)	Cable Loss (dB)	Preamp (dB)	Aux (dB)	APos (cm)	TPos (deg)	Remark																																																																																	
1	5825.00	106.71	-----	-----	93.51	34.72	10.43	31.95	0.00	307	33	PEAK																																																																																	
Avg	Blank	 <table border="1" data-bbox="901 1803 1436 1937"> <thead> <tr> <th>Peak</th> <th>Freq (MHz)</th> <th>Level (dBuV/m)</th> <th>Limit (dBuV/m)</th> <th>Line Margin (dB)</th> <th>Read (dBuV)</th> <th>Ant (dB/m)</th> <th>Cable Loss (dB)</th> <th>Preamp (dB)</th> <th>Aux (dB)</th> <th>APos (cm)</th> <th>TPos (deg)</th> <th>Remark</th> </tr> </thead> <tbody> <tr> <td>1</td> <td>5825.00</td> <td>99.22</td> <td>-----</td> <td>-----</td> <td>86.02</td> <td>34.72</td> <td>10.43</td> <td>31.95</td> <td>0.00</td> <td>307</td> <td>33</td> <td>AVERAGE</td> </tr> </tbody> </table>	Peak	Freq (MHz)	Level (dBuV/m)	Limit (dBuV/m)	Line Margin (dB)	Read (dBuV)	Ant (dB/m)	Cable Loss (dB)	Preamp (dB)	Aux (dB)	APos (cm)	TPos (deg)	Remark	1	5825.00	99.22	-----	-----	86.02	34.72	10.43	31.95	0.00	307	33	AVERAGE																																																																	
Peak	Freq (MHz)	Level (dBuV/m)	Limit (dBuV/m)	Line Margin (dB)	Read (dBuV)	Ant (dB/m)	Cable Loss (dB)	Preamp (dB)	Aux (dB)	APos (cm)	TPos (deg)	Remark																																																																																	
1	5825.00	99.22	-----	-----	86.02	34.72	10.43	31.95	0.00	307	33	AVERAGE																																																																																	



Mode	32																																																																																											
	Harmonic																																																																																											
	U-NII-3_5.725-5.85_802.11a_CH165_5825MHZ																																																																																											
ANT	10																																																																																											
Pol.	Horizontal	Vertical																																																																																										
Peak Avg	<table border="1"> <thead> <tr> <th>Limit</th> <th>Read</th> <th>Ant</th> <th>Cable</th> <th>Preamp</th> <th>Aux</th> <th>APos</th> <th>TPos</th> <th>Remark</th> </tr> <tr> <th>Freq</th> <th>Level</th> <th>Line Margin</th> <th>Level</th> <th>Factor</th> <th>Loss Factor</th> <th>Factor</th> <th></th> <th></th> </tr> <tr> <th>MHz</th> <th>dBuV/m</th> <th>dBuV/m</th> <th>dB</th> <th>dBuV</th> <th>dB/m</th> <th>dB</th> <th>dB</th> <th>dB</th> </tr> </thead> <tbody> <tr> <td>1 11650.00</td> <td>46.54</td> <td>74.00</td> <td>-27.46</td> <td>54.54</td> <td>38.45</td> <td>15.02</td> <td>61.47</td> <td>0.00</td> </tr> <tr> <td></td> <td></td> <td></td> <td></td> <td></td> <td></td> <td></td> <td></td> <td>--- --- PEAK</td> </tr> </tbody> </table>	Limit	Read	Ant	Cable	Preamp	Aux	APos	TPos	Remark	Freq	Level	Line Margin	Level	Factor	Loss Factor	Factor			MHz	dBuV/m	dBuV/m	dB	dBuV	dB/m	dB	dB	dB	1 11650.00	46.54	74.00	-27.46	54.54	38.45	15.02	61.47	0.00									--- --- PEAK	<table border="1"> <thead> <tr> <th>Limit</th> <th>Read</th> <th>Ant</th> <th>Cable</th> <th>Preamp</th> <th>Aux</th> <th>APos</th> <th>TPos</th> <th>Remark</th> </tr> <tr> <th>Freq</th> <th>Level</th> <th>Line Margin</th> <th>Level</th> <th>Factor</th> <th>Loss Factor</th> <th>Factor</th> <th></th> <th></th> </tr> <tr> <th>MHz</th> <th>dBuV/m</th> <th>dBuV/m</th> <th>dB</th> <th>dBuV</th> <th>dB/m</th> <th>dB</th> <th>dB</th> <th>dB</th> </tr> </thead> <tbody> <tr> <td>1 11650.00</td> <td>46.61</td> <td>74.00</td> <td>-27.39</td> <td>54.61</td> <td>38.45</td> <td>15.02</td> <td>61.47</td> <td>0.00</td> </tr> <tr> <td></td> <td></td> <td></td> <td></td> <td></td> <td></td> <td></td> <td></td> <td>--- --- PEAK</td> </tr> </tbody> </table>	Limit	Read	Ant	Cable	Preamp	Aux	APos	TPos	Remark	Freq	Level	Line Margin	Level	Factor	Loss Factor	Factor			MHz	dBuV/m	dBuV/m	dB	dBuV	dB/m	dB	dB	dB	1 11650.00	46.61	74.00	-27.39	54.61	38.45	15.02	61.47	0.00									--- --- PEAK
Limit	Read	Ant	Cable	Preamp	Aux	APos	TPos	Remark																																																																																				
Freq	Level	Line Margin	Level	Factor	Loss Factor	Factor																																																																																						
MHz	dBuV/m	dBuV/m	dB	dBuV	dB/m	dB	dB	dB																																																																																				
1 11650.00	46.54	74.00	-27.46	54.54	38.45	15.02	61.47	0.00																																																																																				
								--- --- PEAK																																																																																				
Limit	Read	Ant	Cable	Preamp	Aux	APos	TPos	Remark																																																																																				
Freq	Level	Line Margin	Level	Factor	Loss Factor	Factor																																																																																						
MHz	dBuV/m	dBuV/m	dB	dBuV	dB/m	dB	dB	dB																																																																																				
1 11650.00	46.61	74.00	-27.39	54.61	38.45	15.02	61.47	0.00																																																																																				
								--- --- PEAK																																																																																				





Mode	33																																																																																																																								
	Band Edge																																																																																																																								
	U-NII-3_5.725-5.85_802.11n HT20_CH149_5745MHz																																																																																																																								
ANT	10																																																																																																																								
Pol.	Horizontal	Fundamental																																																																																																																							
Peak	<table border="1"> <thead> <tr> <th>Limit</th> <th>Read</th> <th>Ant</th> <th>Cable</th> <th>Preamp</th> <th>Aux</th> <th>APos</th> <th>TPos</th> <th>Remark</th> </tr> <tr> <th>Freq</th> <th>Level</th> <th>Line</th> <th>Margin</th> <th>Level</th> <th>Factor</th> <th>Loss</th> <th>Factor</th> <th>Factor</th> </tr> <tr> <th>MHz</th> <th>dBuV/m</th> <th>dBuV/m</th> <th>dB</th> <th>dBuV</th> <th>dB/m</th> <th>dB</th> <th>dB</th> <th>cm</th> </tr> </thead> <tbody> <tr> <td>1</td> <td>5634.66</td> <td>54.50</td> <td>68.30</td> <td>-13.80</td> <td>41.76</td> <td>34.57</td> <td>10.27</td> <td>32.10</td> <td>0.00</td> <td>100</td> <td>245</td> <td>PEAK</td> </tr> <tr> <td>2</td> <td>5650.61</td> <td>52.98</td> <td>68.75</td> <td>-15.77</td> <td>40.24</td> <td>34.55</td> <td>10.28</td> <td>32.09</td> <td>0.00</td> <td>100</td> <td>245</td> <td>PEAK</td> </tr> <tr> <td>3</td> <td>5702.66</td> <td>54.22</td> <td>106.05</td> <td>-51.83</td> <td>41.43</td> <td>34.51</td> <td>10.33</td> <td>32.05</td> <td>0.00</td> <td>100</td> <td>245</td> <td>PEAK</td> </tr> <tr> <td>4</td> <td>5720.35</td> <td>54.20</td> <td>111.70</td> <td>-57.50</td> <td>41.36</td> <td>34.53</td> <td>10.34</td> <td>32.03</td> <td>0.00</td> <td>100</td> <td>245</td> <td>PEAK</td> </tr> </tbody> </table>	Limit	Read	Ant	Cable	Preamp	Aux	APos	TPos	Remark	Freq	Level	Line	Margin	Level	Factor	Loss	Factor	Factor	MHz	dBuV/m	dBuV/m	dB	dBuV	dB/m	dB	dB	cm	1	5634.66	54.50	68.30	-13.80	41.76	34.57	10.27	32.10	0.00	100	245	PEAK	2	5650.61	52.98	68.75	-15.77	40.24	34.55	10.28	32.09	0.00	100	245	PEAK	3	5702.66	54.22	106.05	-51.83	41.43	34.51	10.33	32.05	0.00	100	245	PEAK	4	5720.35	54.20	111.70	-57.50	41.36	34.53	10.34	32.03	0.00	100	245	PEAK	<table border="1"> <thead> <tr> <th>Limit</th> <th>Read</th> <th>Ant</th> <th>Cable</th> <th>Preamp</th> <th>Aux</th> <th>APos</th> <th>TPos</th> <th>Remark</th> </tr> <tr> <th>Freq</th> <th>Level</th> <th>Line</th> <th>Margin</th> <th>Level</th> <th>Factor</th> <th>Loss</th> <th>Factor</th> <th>Factor</th> </tr> <tr> <th>MHz</th> <th>dBuV/m</th> <th>dBuV/m</th> <th>dB</th> <th>dBuV</th> <th>dB/m</th> <th>dB</th> <th>dB</th> <th>cm</th> </tr> </thead> <tbody> <tr> <td>1</td> <td>5745.00</td> <td>105.48</td> <td>-----</td> <td>-----</td> <td>92.58</td> <td>34.55</td> <td>10.36</td> <td>32.01</td> <td>0.00</td> <td>100</td> <td>245</td> <td>PEAK</td> </tr> </tbody> </table>	Limit	Read	Ant	Cable	Preamp	Aux	APos	TPos	Remark	Freq	Level	Line	Margin	Level	Factor	Loss	Factor	Factor	MHz	dBuV/m	dBuV/m	dB	dBuV	dB/m	dB	dB	cm	1	5745.00	105.48	-----	-----	92.58	34.55	10.36	32.01	0.00	100	245	PEAK
Limit	Read	Ant	Cable	Preamp	Aux	APos	TPos	Remark																																																																																																																	
Freq	Level	Line	Margin	Level	Factor	Loss	Factor	Factor																																																																																																																	
MHz	dBuV/m	dBuV/m	dB	dBuV	dB/m	dB	dB	cm																																																																																																																	
1	5634.66	54.50	68.30	-13.80	41.76	34.57	10.27	32.10	0.00	100	245	PEAK																																																																																																													
2	5650.61	52.98	68.75	-15.77	40.24	34.55	10.28	32.09	0.00	100	245	PEAK																																																																																																													
3	5702.66	54.22	106.05	-51.83	41.43	34.51	10.33	32.05	0.00	100	245	PEAK																																																																																																													
4	5720.35	54.20	111.70	-57.50	41.36	34.53	10.34	32.03	0.00	100	245	PEAK																																																																																																													
Limit	Read	Ant	Cable	Preamp	Aux	APos	TPos	Remark																																																																																																																	
Freq	Level	Line	Margin	Level	Factor	Loss	Factor	Factor																																																																																																																	
MHz	dBuV/m	dBuV/m	dB	dBuV	dB/m	dB	dB	cm																																																																																																																	
1	5745.00	105.48	-----	-----	92.58	34.55	10.36	32.01	0.00	100	245	PEAK																																																																																																													
Avg	Blank	<table border="1"> <thead> <tr> <th>Limit</th> <th>Read</th> <th>Ant</th> <th>Cable</th> <th>Preamp</th> <th>Aux</th> <th>APos</th> <th>TPos</th> <th>Remark</th> </tr> <tr> <th>Freq</th> <th>Level</th> <th>Line</th> <th>Margin</th> <th>Level</th> <th>Factor</th> <th>Loss</th> <th>Factor</th> <th>Factor</th> </tr> <tr> <th>MHz</th> <th>dBuV/m</th> <th>dBuV/m</th> <th>dB</th> <th>dBuV</th> <th>dB/m</th> <th>dB</th> <th>dB</th> <th>cm</th> </tr> </thead> <tbody> <tr> <td>1</td> <td>5745.00</td> <td>97.22</td> <td>-----</td> <td>-----</td> <td>84.32</td> <td>34.55</td> <td>10.36</td> <td>32.01</td> <td>0.00</td> <td>100</td> <td>245</td> <td>AVERAGE</td> </tr> </tbody> </table>	Limit	Read	Ant	Cable	Preamp	Aux	APos	TPos	Remark	Freq	Level	Line	Margin	Level	Factor	Loss	Factor	Factor	MHz	dBuV/m	dBuV/m	dB	dBuV	dB/m	dB	dB	cm	1	5745.00	97.22	-----	-----	84.32	34.55	10.36	32.01	0.00	100	245	AVERAGE																																																																															
Limit	Read	Ant	Cable	Preamp	Aux	APos	TPos	Remark																																																																																																																	
Freq	Level	Line	Margin	Level	Factor	Loss	Factor	Factor																																																																																																																	
MHz	dBuV/m	dBuV/m	dB	dBuV	dB/m	dB	dB	cm																																																																																																																	
1	5745.00	97.22	-----	-----	84.32	34.55	10.36	32.01	0.00	100	245	AVERAGE																																																																																																													



Mode	33																																																																																					
	Band Edge																																																																																					
	U-NII-3_5.725-5.85_802.11n HT20_CH149_5745MHz																																																																																					
ANT	10																																																																																					
Pol.	Vertical	Fundamental																																																																																				
Peak	<table border="1"> <thead> <tr> <th>Peak</th> <th>Freq (MHz)</th> <th>Level (dBuV/m)</th> <th>Line Margin (dB)</th> <th>Read Level (dBuV)</th> <th>Ant Loss (dB/m)</th> <th>Cable Loss (dB)</th> <th>Preamp Loss (dB)</th> <th>Aux Loss (dB)</th> <th>APos (dB)</th> <th>TPos (cm)</th> <th>Remark</th> </tr> </thead> <tbody> <tr> <td>1</td> <td>5632.05</td> <td>55.12</td> <td>68.30</td> <td>-13.18</td> <td>42.37</td> <td>34.57</td> <td>10.27</td> <td>32.09</td> <td>0.00</td> <td>297</td> <td>35 PEAK</td> </tr> <tr> <td>2</td> <td>5652.20</td> <td>54.27</td> <td>69.94</td> <td>-15.67</td> <td>41.52</td> <td>34.55</td> <td>10.29</td> <td>32.09</td> <td>0.00</td> <td>297</td> <td>35 PEAK</td> </tr> <tr> <td>3</td> <td>5703.82</td> <td>54.11</td> <td>106.37</td> <td>-52.26</td> <td>41.32</td> <td>34.51</td> <td>10.33</td> <td>32.05</td> <td>0.00</td> <td>297</td> <td>35 PEAK</td> </tr> <tr> <td>4</td> <td>5720.06</td> <td>54.26</td> <td>111.04</td> <td>-56.78</td> <td>41.42</td> <td>34.53</td> <td>10.34</td> <td>32.03</td> <td>0.00</td> <td>297</td> <td>35 PEAK</td> </tr> </tbody> </table>	Peak	Freq (MHz)	Level (dBuV/m)	Line Margin (dB)	Read Level (dBuV)	Ant Loss (dB/m)	Cable Loss (dB)	Preamp Loss (dB)	Aux Loss (dB)	APos (dB)	TPos (cm)	Remark	1	5632.05	55.12	68.30	-13.18	42.37	34.57	10.27	32.09	0.00	297	35 PEAK	2	5652.20	54.27	69.94	-15.67	41.52	34.55	10.29	32.09	0.00	297	35 PEAK	3	5703.82	54.11	106.37	-52.26	41.32	34.51	10.33	32.05	0.00	297	35 PEAK	4	5720.06	54.26	111.04	-56.78	41.42	34.53	10.34	32.03	0.00	297	35 PEAK	<table border="1"> <thead> <tr> <th>Peak</th> <th>Freq (MHz)</th> <th>Level (dBuV/m)</th> <th>Line Margin (dB)</th> <th>Read Level (dBuV)</th> <th>Ant Loss (dB/m)</th> <th>Cable Loss (dB)</th> <th>Preamp Loss (dB)</th> <th>Aux Loss (dB)</th> <th>APos (dB)</th> <th>TPos (cm)</th> <th>Remark</th> </tr> </thead> <tbody> <tr> <td>1</td> <td>5745.00</td> <td>104.85</td> <td>-----</td> <td>-----</td> <td>91.95</td> <td>34.55</td> <td>10.36</td> <td>32.01</td> <td>0.00</td> <td>297</td> <td>35 PEAK</td> </tr> </tbody> </table>	Peak	Freq (MHz)	Level (dBuV/m)	Line Margin (dB)	Read Level (dBuV)	Ant Loss (dB/m)	Cable Loss (dB)	Preamp Loss (dB)	Aux Loss (dB)	APos (dB)	TPos (cm)	Remark	1	5745.00	104.85	-----	-----	91.95	34.55	10.36	32.01	0.00	297	35 PEAK
Peak	Freq (MHz)	Level (dBuV/m)	Line Margin (dB)	Read Level (dBuV)	Ant Loss (dB/m)	Cable Loss (dB)	Preamp Loss (dB)	Aux Loss (dB)	APos (dB)	TPos (cm)	Remark																																																																											
1	5632.05	55.12	68.30	-13.18	42.37	34.57	10.27	32.09	0.00	297	35 PEAK																																																																											
2	5652.20	54.27	69.94	-15.67	41.52	34.55	10.29	32.09	0.00	297	35 PEAK																																																																											
3	5703.82	54.11	106.37	-52.26	41.32	34.51	10.33	32.05	0.00	297	35 PEAK																																																																											
4	5720.06	54.26	111.04	-56.78	41.42	34.53	10.34	32.03	0.00	297	35 PEAK																																																																											
Peak	Freq (MHz)	Level (dBuV/m)	Line Margin (dB)	Read Level (dBuV)	Ant Loss (dB/m)	Cable Loss (dB)	Preamp Loss (dB)	Aux Loss (dB)	APos (dB)	TPos (cm)	Remark																																																																											
1	5745.00	104.85	-----	-----	91.95	34.55	10.36	32.01	0.00	297	35 PEAK																																																																											
Avg	Blank																																																																																					
		<table border="1"> <thead> <tr> <th>Peak</th> <th>Freq (MHz)</th> <th>Level (dBuV/m)</th> <th>Line Margin (dB)</th> <th>Read Level (dBuV)</th> <th>Ant Loss (dB/m)</th> <th>Cable Loss (dB)</th> <th>Preamp Loss (dB)</th> <th>Aux Loss (dB)</th> <th>APos (dB)</th> <th>TPos (cm)</th> <th>Remark</th> </tr> </thead> <tbody> <tr> <td>1</td> <td>5745.00</td> <td>97.55</td> <td>-----</td> <td>-----</td> <td>84.65</td> <td>34.55</td> <td>10.36</td> <td>32.01</td> <td>0.00</td> <td>297</td> <td>35 AVERAGE</td> </tr> </tbody> </table>	Peak	Freq (MHz)	Level (dBuV/m)	Line Margin (dB)	Read Level (dBuV)	Ant Loss (dB/m)	Cable Loss (dB)	Preamp Loss (dB)	Aux Loss (dB)	APos (dB)	TPos (cm)	Remark	1	5745.00	97.55	-----	-----	84.65	34.55	10.36	32.01	0.00	297	35 AVERAGE																																																												
Peak	Freq (MHz)	Level (dBuV/m)	Line Margin (dB)	Read Level (dBuV)	Ant Loss (dB/m)	Cable Loss (dB)	Preamp Loss (dB)	Aux Loss (dB)	APos (dB)	TPos (cm)	Remark																																																																											
1	5745.00	97.55	-----	-----	84.65	34.55	10.36	32.01	0.00	297	35 AVERAGE																																																																											



Mode	33																																																																																											
	Harmonic																																																																																											
	U-NII-3_5.725-5.85_802.11n HT20_CH149_5745MHz																																																																																											
ANT	10																																																																																											
Pol.	Horizontal	Vertical																																																																																										
Peak																																																																																												
Avg																																																																																												
	<table border="1"> <thead> <tr> <th>Limit</th> <th>Read</th> <th>Ant</th> <th>Cable</th> <th>Preamp</th> <th>Aux</th> <th>APos</th> <th>TPos</th> <th>Remark</th> </tr> <tr> <th>Freq</th> <th>Level</th> <th>Line Margin</th> <th>Level Factor</th> <th>Loss Factor</th> <th>Factor</th> <th></th> <th></th> <th></th> </tr> <tr> <th>MHz</th> <th>dBuV/m</th> <th>dBuV/m</th> <th>dB</th> <th>dBuV</th> <th>dB/m</th> <th>dB</th> <th>dB</th> <th>dB</th> </tr> </thead> <tbody> <tr> <td>1 11490.00</td> <td>46.88</td> <td>74.00</td> <td>-27.12</td> <td>55.20</td> <td>38.29</td> <td>14.91</td> <td>61.52</td> <td>0.00</td> </tr> <tr> <td></td> <td></td> <td></td> <td></td> <td></td> <td></td> <td></td> <td></td> <td>--- --- PEAK</td> </tr> </tbody> </table>	Limit	Read	Ant	Cable	Preamp	Aux	APos	TPos	Remark	Freq	Level	Line Margin	Level Factor	Loss Factor	Factor				MHz	dBuV/m	dBuV/m	dB	dBuV	dB/m	dB	dB	dB	1 11490.00	46.88	74.00	-27.12	55.20	38.29	14.91	61.52	0.00									--- --- PEAK	<table border="1"> <thead> <tr> <th>Limit</th> <th>Read</th> <th>Ant</th> <th>Cable</th> <th>Preamp</th> <th>Aux</th> <th>APos</th> <th>TPos</th> <th>Remark</th> </tr> <tr> <th>Freq</th> <th>Level</th> <th>Line Margin</th> <th>Level Factor</th> <th>Loss Factor</th> <th>Factor</th> <th></th> <th></th> <th></th> </tr> <tr> <th>MHz</th> <th>dBuV/m</th> <th>dBuV/m</th> <th>dB</th> <th>dBuV</th> <th>dB/m</th> <th>dB</th> <th>dB</th> <th>dB</th> </tr> </thead> <tbody> <tr> <td>1 11490.00</td> <td>46.36</td> <td>74.00</td> <td>-27.64</td> <td>54.68</td> <td>38.29</td> <td>14.91</td> <td>61.52</td> <td>0.00</td> </tr> <tr> <td></td> <td></td> <td></td> <td></td> <td></td> <td></td> <td></td> <td></td> <td>--- --- PEAK</td> </tr> </tbody> </table>	Limit	Read	Ant	Cable	Preamp	Aux	APos	TPos	Remark	Freq	Level	Line Margin	Level Factor	Loss Factor	Factor				MHz	dBuV/m	dBuV/m	dB	dBuV	dB/m	dB	dB	dB	1 11490.00	46.36	74.00	-27.64	54.68	38.29	14.91	61.52	0.00									--- --- PEAK
Limit	Read	Ant	Cable	Preamp	Aux	APos	TPos	Remark																																																																																				
Freq	Level	Line Margin	Level Factor	Loss Factor	Factor																																																																																							
MHz	dBuV/m	dBuV/m	dB	dBuV	dB/m	dB	dB	dB																																																																																				
1 11490.00	46.88	74.00	-27.12	55.20	38.29	14.91	61.52	0.00																																																																																				
								--- --- PEAK																																																																																				
Limit	Read	Ant	Cable	Preamp	Aux	APos	TPos	Remark																																																																																				
Freq	Level	Line Margin	Level Factor	Loss Factor	Factor																																																																																							
MHz	dBuV/m	dBuV/m	dB	dBuV	dB/m	dB	dB	dB																																																																																				
1 11490.00	46.36	74.00	-27.64	54.68	38.29	14.91	61.52	0.00																																																																																				
								--- --- PEAK																																																																																				



Mode	34																																																																																					
	Harmonic																																																																																					
	U-NII-3_5.725-5.85_802.11n HT20_CH157_5785MHz																																																																																					
ANT	10																																																																																					
Pol.	Horizontal	Vertical																																																																																				
Peak Avg	<table border="1"> <thead> <tr> <th>Limit</th> <th>Read</th> <th>Ant</th> <th>Cable</th> <th>Preamp</th> <th>Aux</th> <th>APos</th> <th>TPos</th> <th>Remark</th> </tr> <tr> <th>Freq</th> <th>Level</th> <th>Line Margin</th> <th>Level Factor</th> <th>Loss Factor</th> <th>Factor</th> <th></th> <th></th> <th></th> </tr> <tr> <th>MHz</th> <th>dBuV/m</th> <th>dBuV/m</th> <th>dB</th> <th>dBuV</th> <th>dB/m</th> <th>dB</th> <th>dB</th> <th>dB</th> <th>cm</th> <th>deg</th> <th>Remark</th> </tr> </thead> <tbody> <tr> <td>1 11578.00</td> <td>46.54</td> <td>74.00</td> <td>-27.46</td> <td>54.70</td> <td>38.36</td> <td>14.97</td> <td>61.49</td> <td>0.00</td> <td>---</td> <td>---</td> <td>PEAK</td> </tr> </tbody> </table>	Limit	Read	Ant	Cable	Preamp	Aux	APos	TPos	Remark	Freq	Level	Line Margin	Level Factor	Loss Factor	Factor				MHz	dBuV/m	dBuV/m	dB	dBuV	dB/m	dB	dB	dB	cm	deg	Remark	1 11578.00	46.54	74.00	-27.46	54.70	38.36	14.97	61.49	0.00	---	---	PEAK	<table border="1"> <thead> <tr> <th>Limit</th> <th>Read</th> <th>Ant</th> <th>Cable</th> <th>Preamp</th> <th>Aux</th> <th>APos</th> <th>TPos</th> <th>Remark</th> </tr> <tr> <th>Freq</th> <th>Level</th> <th>Line Margin</th> <th>Level Factor</th> <th>Loss Factor</th> <th>Factor</th> <th></th> <th></th> <th></th> </tr> <tr> <th>MHz</th> <th>dBuV/m</th> <th>dBuV/m</th> <th>dB</th> <th>dBuV</th> <th>dB/m</th> <th>dB</th> <th>dB</th> <th>dB</th> <th>cm</th> <th>deg</th> <th>Remark</th> </tr> </thead> <tbody> <tr> <td>1 11578.00</td> <td>46.41</td> <td>74.00</td> <td>-27.59</td> <td>54.57</td> <td>38.36</td> <td>14.97</td> <td>61.49</td> <td>0.00</td> <td>---</td> <td>---</td> <td>PEAK</td> </tr> </tbody> </table>	Limit	Read	Ant	Cable	Preamp	Aux	APos	TPos	Remark	Freq	Level	Line Margin	Level Factor	Loss Factor	Factor				MHz	dBuV/m	dBuV/m	dB	dBuV	dB/m	dB	dB	dB	cm	deg	Remark	1 11578.00	46.41	74.00	-27.59	54.57	38.36	14.97	61.49	0.00	---	---	PEAK
Limit	Read	Ant	Cable	Preamp	Aux	APos	TPos	Remark																																																																														
Freq	Level	Line Margin	Level Factor	Loss Factor	Factor																																																																																	
MHz	dBuV/m	dBuV/m	dB	dBuV	dB/m	dB	dB	dB	cm	deg	Remark																																																																											
1 11578.00	46.54	74.00	-27.46	54.70	38.36	14.97	61.49	0.00	---	---	PEAK																																																																											
Limit	Read	Ant	Cable	Preamp	Aux	APos	TPos	Remark																																																																														
Freq	Level	Line Margin	Level Factor	Loss Factor	Factor																																																																																	
MHz	dBuV/m	dBuV/m	dB	dBuV	dB/m	dB	dB	dB	cm	deg	Remark																																																																											
1 11578.00	46.41	74.00	-27.59	54.57	38.36	14.97	61.49	0.00	---	---	PEAK																																																																											



Mode	35																																																																																												
	Band Edge																																																																																												
	U-NII-3_5.725-5.85_802.11n HT20_CH165_5825MHz																																																																																												
ANT	10																																																																																												
Pol.	Horizontal	Fundamental																																																																																											
Peak	<table border="1"> <thead> <tr> <th>Peak</th> <th>Freq (MHz)</th> <th>Level (dBuV/m)</th> <th>Limit (dBuV/m)</th> <th>Line Margin (dB)</th> <th>Read Level (dBuV)</th> <th>Ant Loss (dB/m)</th> <th>Cable Loss (dB)</th> <th>Preamp Loss (dB)</th> <th>Aux Loss (dB)</th> <th>APos (dB)</th> <th>TPos (cm)</th> <th>Remark</th> </tr> </thead> <tbody> <tr> <td>1</td> <td>5854.75</td> <td>53.14</td> <td>111.47</td> <td>-58.33</td> <td>39.79</td> <td>34.84</td> <td>10.45</td> <td>31.94</td> <td>0.00</td> <td>101</td> <td>248</td> <td>PEAK</td> </tr> <tr> <td>2</td> <td>5873.00</td> <td>53.89</td> <td>105.86</td> <td>-51.97</td> <td>40.46</td> <td>34.91</td> <td>10.47</td> <td>31.95</td> <td>0.00</td> <td>101</td> <td>248</td> <td>PEAK</td> </tr> <tr> <td>3</td> <td>5924.75</td> <td>53.64</td> <td>68.48</td> <td>-14.84</td> <td>40.00</td> <td>35.11</td> <td>10.52</td> <td>31.99</td> <td>0.00</td> <td>101</td> <td>248</td> <td>PEAK</td> </tr> <tr> <td>4</td> <td>5931.38</td> <td>55.72</td> <td>68.30</td> <td>-12.58</td> <td>42.06</td> <td>35.14</td> <td>10.52</td> <td>32.00</td> <td>0.00</td> <td>101</td> <td>248</td> <td>PEAK</td> </tr> </tbody> </table>	Peak	Freq (MHz)	Level (dBuV/m)	Limit (dBuV/m)	Line Margin (dB)	Read Level (dBuV)	Ant Loss (dB/m)	Cable Loss (dB)	Preamp Loss (dB)	Aux Loss (dB)	APos (dB)	TPos (cm)	Remark	1	5854.75	53.14	111.47	-58.33	39.79	34.84	10.45	31.94	0.00	101	248	PEAK	2	5873.00	53.89	105.86	-51.97	40.46	34.91	10.47	31.95	0.00	101	248	PEAK	3	5924.75	53.64	68.48	-14.84	40.00	35.11	10.52	31.99	0.00	101	248	PEAK	4	5931.38	55.72	68.30	-12.58	42.06	35.14	10.52	32.00	0.00	101	248	PEAK	<table border="1"> <thead> <tr> <th>Peak</th> <th>Freq (MHz)</th> <th>Level (dBuV/m)</th> <th>Limit (dBuV/m)</th> <th>Line Margin (dB)</th> <th>Read Level (dBuV)</th> <th>Ant Loss (dB/m)</th> <th>Cable Loss (dB)</th> <th>Preamp Loss (dB)</th> <th>Aux Loss (dB)</th> <th>APos (dB)</th> <th>TPos (cm)</th> <th>Remark</th> </tr> </thead> <tbody> <tr> <td>1</td> <td>5825.00</td> <td>104.23</td> <td>-----</td> <td>-----</td> <td>91.03</td> <td>34.72</td> <td>10.43</td> <td>31.95</td> <td>0.00</td> <td>101</td> <td>248</td> <td>PEAK</td> </tr> </tbody> </table>	Peak	Freq (MHz)	Level (dBuV/m)	Limit (dBuV/m)	Line Margin (dB)	Read Level (dBuV)	Ant Loss (dB/m)	Cable Loss (dB)	Preamp Loss (dB)	Aux Loss (dB)	APos (dB)	TPos (cm)	Remark	1	5825.00	104.23	-----	-----	91.03	34.72	10.43	31.95	0.00	101	248	PEAK
Peak	Freq (MHz)	Level (dBuV/m)	Limit (dBuV/m)	Line Margin (dB)	Read Level (dBuV)	Ant Loss (dB/m)	Cable Loss (dB)	Preamp Loss (dB)	Aux Loss (dB)	APos (dB)	TPos (cm)	Remark																																																																																	
1	5854.75	53.14	111.47	-58.33	39.79	34.84	10.45	31.94	0.00	101	248	PEAK																																																																																	
2	5873.00	53.89	105.86	-51.97	40.46	34.91	10.47	31.95	0.00	101	248	PEAK																																																																																	
3	5924.75	53.64	68.48	-14.84	40.00	35.11	10.52	31.99	0.00	101	248	PEAK																																																																																	
4	5931.38	55.72	68.30	-12.58	42.06	35.14	10.52	32.00	0.00	101	248	PEAK																																																																																	
Peak	Freq (MHz)	Level (dBuV/m)	Limit (dBuV/m)	Line Margin (dB)	Read Level (dBuV)	Ant Loss (dB/m)	Cable Loss (dB)	Preamp Loss (dB)	Aux Loss (dB)	APos (dB)	TPos (cm)	Remark																																																																																	
1	5825.00	104.23	-----	-----	91.03	34.72	10.43	31.95	0.00	101	248	PEAK																																																																																	
Avg	Blank	<table border="1"> <thead> <tr> <th>Peak</th> <th>Freq (MHz)</th> <th>Level (dBuV/m)</th> <th>Limit (dBuV/m)</th> <th>Line Margin (dB)</th> <th>Read Level (dBuV)</th> <th>Ant Loss (dB/m)</th> <th>Cable Loss (dB)</th> <th>Preamp Loss (dB)</th> <th>Aux Loss (dB)</th> <th>APos (dB)</th> <th>TPos (cm)</th> <th>Remark</th> </tr> </thead> <tbody> <tr> <td>1</td> <td>5825.00</td> <td>96.55</td> <td>-----</td> <td>-----</td> <td>83.35</td> <td>34.72</td> <td>10.43</td> <td>31.95</td> <td>0.00</td> <td>101</td> <td>248</td> <td>AVERAGE</td> </tr> </tbody> </table>	Peak	Freq (MHz)	Level (dBuV/m)	Limit (dBuV/m)	Line Margin (dB)	Read Level (dBuV)	Ant Loss (dB/m)	Cable Loss (dB)	Preamp Loss (dB)	Aux Loss (dB)	APos (dB)	TPos (cm)	Remark	1	5825.00	96.55	-----	-----	83.35	34.72	10.43	31.95	0.00	101	248	AVERAGE																																																																	
Peak	Freq (MHz)	Level (dBuV/m)	Limit (dBuV/m)	Line Margin (dB)	Read Level (dBuV)	Ant Loss (dB/m)	Cable Loss (dB)	Preamp Loss (dB)	Aux Loss (dB)	APos (dB)	TPos (cm)	Remark																																																																																	
1	5825.00	96.55	-----	-----	83.35	34.72	10.43	31.95	0.00	101	248	AVERAGE																																																																																	