

# Antenna Test Report

**BRAND NAME** : Lenovo

**MODEL NAME** : SH1475-5G-1-A5  
SH1475-5G-2-A4  
5G-3-A0  
SH1475-5G-4-A2

**ANTENNA TYPE** : PIFA

**TEST LAB** : GTS2800

**TEST INSTRUMENT** : SP9500 1.0.8.32SP2

**TEST SOFTWARE** : WAVE STUDIO1.6.9

**INSTRUMENT CALIBRATION TIME** : OCTOBER 7, 2022

**MANUFACTURE** : ZHEJIANG HAITONG COMMUNICATION  
ELECTRONICS CO., LTD

**MANUFACTURE ADDRESS** : FLOOR 1, C5, NO. 2555, XIUPU ROAD,  
PUDONG NEW DISTRICT, SHANGHAI

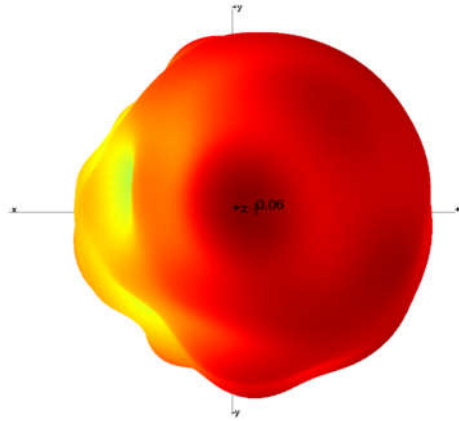
**Table of Contents**

1. Peak Gain .....3  
2. Gain Plots .....4

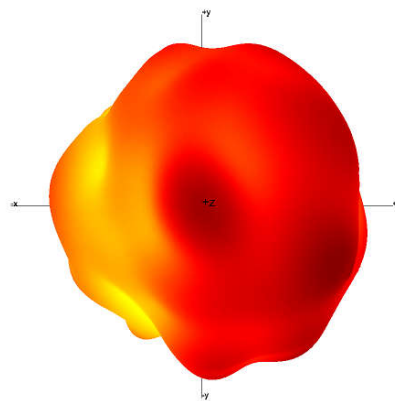
**1. TX Antenna Peak Gain**

Test / Position	Free Space				
bands	Frequency	TX Antenna Peak Gain			
		Ant 10			
BT	2402-2480MHz	-0.77			
WiFi 2.4G	2410-2477MHz	-0.77			
WiFi 5G band1	5150-5250MHz	-0.46			
WiFi 5G band2	5250-5350MHz	-1.17			
WiFi 5G band3	5470-5725MHz	-0.01			
WiFi 5G band4	5725-5850MHz	-1.01			

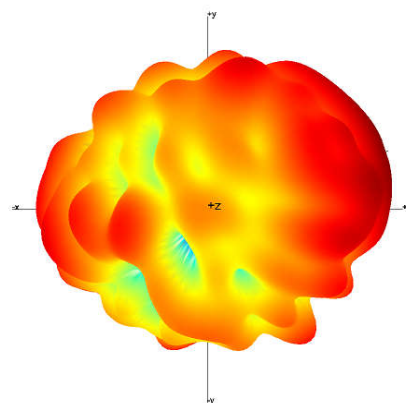
## 2. Gain Plots



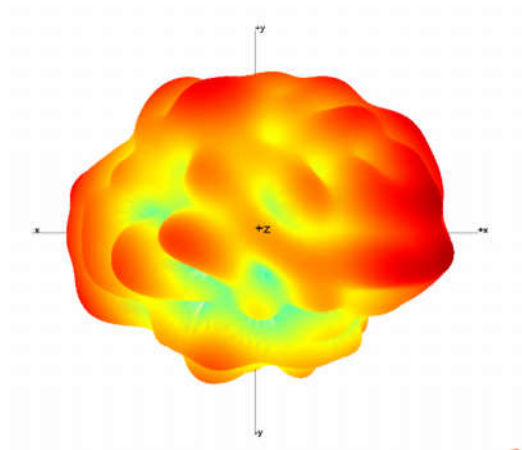
**BT**



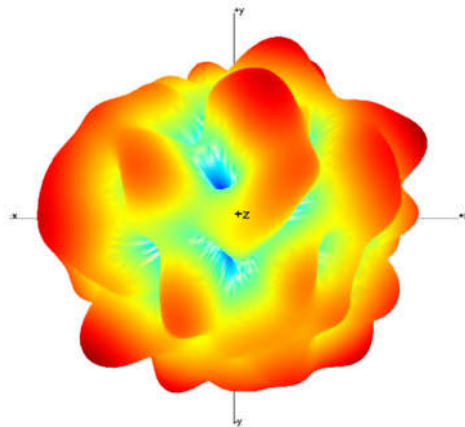
**WIFI 2.4G**



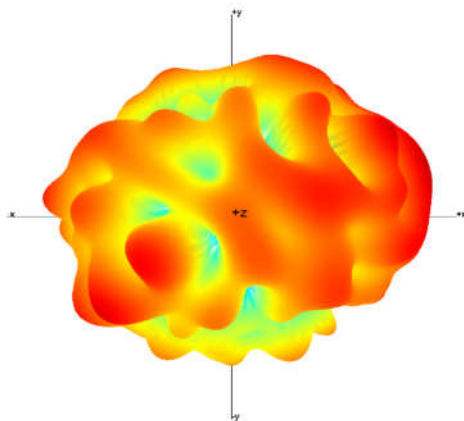
**WIFI 5G**



**WIFI 5G**



**WIFI 5G**



**WIFI 5G**