



FCC RF Test Report

APPLICANT : Lenovo (Shanghai) Electronics
Technology Co., Ltd.
EQUIPMENT : Portable Tablet Computer
BRAND NAME : Lenovo
MODEL NAME : TB360ZU
FCC ID : O57TB360ZU
STANDARD : FCC Part 15 Subpart C §15.247
CLASSIFICATION : (DTS) Digital Transmission System
TEST DATE(S) : Feb. 17, 2023 ~ Mar. 27, 2023

We, Sporton International Inc. (Kunshan), would like to declare that the tested sample has been evaluated in accordance with the test procedures and has been in compliance with the applicable technical standards.

The test results in this report apply exclusively to the tested model / sample. Without written approval of Sporton International Inc. (Kunshan), the test report shall not be reproduced except in full.

Jason Jia

Approved by: Jason Jia



Sporton International Inc. (Kunshan)

**No. 1098, Pengxi North Road, Kunshan Economic Development Zone Jiangsu Province 215300
People's Republic of China**



TABLE OF CONTENTS

REVISION HISTORY..... 3

SUMMARY OF TEST RESULT 4

1 GENERAL DESCRIPTION 5

 1.1 Applicant 5

 1.2 Manufacturer 5

 1.3 Product Feature of Equipment Under Test..... 5

 1.4 Product Specification of Equipment Under Test..... 5

 1.5 Modification of EUT 5

 1.6 Testing Location 6

 1.7 Test Software..... 6

 1.8 Applicable Standards..... 6

2 TEST CONFIGURATION OF EQUIPMENT UNDER TEST 7

 2.1 Carrier Frequency and Channel 7

 2.2 Test Mode..... 8

 2.3 Connection Diagram of Test System..... 9

 2.4 Support Unit used in test configuration and system 9

 2.5 EUT Operation Test Setup 10

 2.6 Measurement Results Explanation Example..... 10

3 TEST RESULT 11

 3.1 6dB and 99% Bandwidth Measurement 11

 3.2 Output Power Measurement..... 13

 3.3 Power Spectral Density Measurement 14

 3.4 Conducted Band Edges and Spurious Emission Measurement 16

 3.5 Radiated Band Edges and Spurious Emission Measurement 29

 3.6 AC Conducted Emission Measurement..... 33

 3.7 Antenna Requirements 35

4 LIST OF MEASURING EQUIPMENT 36

5 UNCERTAINTY OF EVALUATION 37

APPENDIX A. CONDUCTED TEST RESULTS

APPENDIX B. AC CONDUCTED EMISSION TEST RESULT

APPENDIX C. RADIATED SPURIOUS EMISSION AND PLOTS

APPENDIX D. DUTY CYCLE PLOTS

APPENDIX E. SETUP PHOTOGRAPHS



REVISION HISTORY

REPORT NO.	VERSION	DESCRIPTION	ISSUED DATE
FR311926C	Rev. 01	Initial issue of report	Apr. 07, 2023



SUMMARY OF TEST RESULT

Report Section	FCC Rule	Description	Limit	Result	Remark
3.1	15.247(a)(2)	6dB Bandwidth	≥ 0.5MHz	Pass	-
3.1	-	99% Bandwidth	-	Report Only	-
3.2	15.247(b)	Power Output Measurement	≤ 30dBm	Pass	-
3.3	15.247(e)	Power Spectral Density	≤ 8dBm/3kHz	Pass	-
3.4	15.247(d)	Conducted Band Edges	≤ 20dBc	Pass	-
		Conducted Spurious Emission		Pass	-
3.5	15.247(d)	Radiated Band Edges and Radiated Spurious Emission	15.209(a) & 15.247(d)	Pass	Under limit 4.96 dB at 2389.560 MHz
3.6	15.207	AC Conducted Emission	15.207(a)	Pass	Under limit 4.11 dB at 0.189 MHz
3.7	15.203 & 15.247(b)	Antenna Requirement	15.203 & 15.247(b)	Pass	-

Declaration of Conformity:
The test results with all measurement uncertainty excluded are presented in accordance with the regulation limits.
Comments and Explanations:
The declared of product specification for EUT presented in the report are provided by the manufacturer, and the manufacturer takes all the responsibilities for the accuracy of product specification.



1 General Description

1.1 Applicant

Lenovo (Shanghai) Electronics Technology Co., Ltd.

Section 304-305, Building No. 4, # 222, Meiyue Road,China (Shanghai) Pilot Free Trade Zone

1.2 Manufacturer

Lenovo PC HK Limited

Section 304-305, Building No. 4, # 222, Meiyue Road,China (Shanghai) Pilot Free Trade Zone

1.3 Product Feature of Equipment Under Test

Product Feature	
Equipment	Portable Tablet Computer
Brand Name	Lenovo
Model Name	TB360ZU
FCC ID	O57TB360ZU
IMEI Code	Conducted: 869864060008140 Conduction: 869864060010187 Radiation: 869864060010153
HW Version	TB360ZU
SW Version	TB360ZU_RF01_230312
EUT Stage	Identical Prototype

Remark: The above EUT's information was declared by manufacturer. Please refer to the specifications or user's manual for more detailed description.

1.4 Product Specification of Equipment Under Test

Standards-related Product Specification	
Tx/Rx Channel Frequency Range	2412 MHz ~ 2462 MHz
Maximum (Peak) Output Power to antenna	802.11b : 19.53 dBm (0.0897 W) 802.11g : 20.54 dBm (0.1132 W) 802.11n HT20 : 18.51 dBm (0.0710 W) 802.11n HT40 : 18.75 dBm (0.0750 W)
99% Occupied Bandwidth	802.11b : 13.74MHz 802.11g : 17.13MHz 802.11n HT20 : 18.23MHz 802.11n HT40 : 36.26MHz
Antenna Type / Gain	PIFA Antenna type with gain -0.77 dBi
Type of Modulation	802.11b : DSSS (DBPSK / DQPSK / CCK) 802.11g/n : OFDM (BPSK / QPSK / 16QAM / 64QAM)

1.5 Modification of EUT

No modifications are made to the EUT during all test items.



1.6 Testing Location

Sporton International Inc. (Kunshan) is accredited to ISO/IEC 17025:2017 by American Association for Laboratory Accreditation with Certificate Number 5145.02.

Test Firm	Sporton International Inc. (Kunshan)		
Test Site Location	No. 1098, Pengxi North Road, Kunshan Economic Development Zone Jiangsu Province 215300 People's Republic of China TEL : +86-512-57900158 FAX : +86-512-57900958		
Test Site No.	Sporton Site No.	FCC Designation No.	FCC Test Firm Registration No.
	CO01-KS 03CH05-KS TH01-KS	CN1257	314309

1.7 Test Software

Item	Site	Manufacturer	Name	Version
1.	03CH05-KS	AUDIX	E3	6.2009-8-24
2.	CO01-KS	AUDIX	E3	6.2009-8-24

1.8 Applicable Standards

According to the specifications of the manufacturer, the EUT must comply with the requirements of the following standards:

- 47 CFR Part 15 Subpart C §15.247
- FCC KDB 558074 D01 15.247 Meas Guidance v05r02
- FCC KDB 662911 D01 Multiple Transmitter Output v02r01.
- ANSI C63.10-2013

Remark:

1. All test items were verified and recorded according to the standards and without any deviation during the test.
2. This EUT has also been tested and complied with the requirements of FCC Part 15, Subpart B, recorded in a separate test report.



2 Test Configuration of Equipment Under Test

- a. The EUT has been associated with peripherals and configuration operated in a manner tended to maximize its emission characteristics in a typical application. Frequency range investigated: conduction emission (150 kHz to 30 MHz), radiation emission (9 kHz to the 10th harmonic of the highest fundamental frequency or to 40 GHz, whichever is lower). For radiated measurement, pre-scanned in three orthogonal panels, X, Y, Z. The worst cases (X plane) were recorded in this report.
- b. AC power line Conducted Emission was tested under maximum output power.

2.1 Carrier Frequency and Channel

Frequency Band	Channel	Freq. (MHz)	Channel	Freq. (MHz)
2400-2483.5 MHz	1	2412	7	2442
	2	2417	8	2447
	3	2422	9	2452
	4	2427	10	2457
	5	2432	11	2462
	6	2437		



2.2 Test Mode

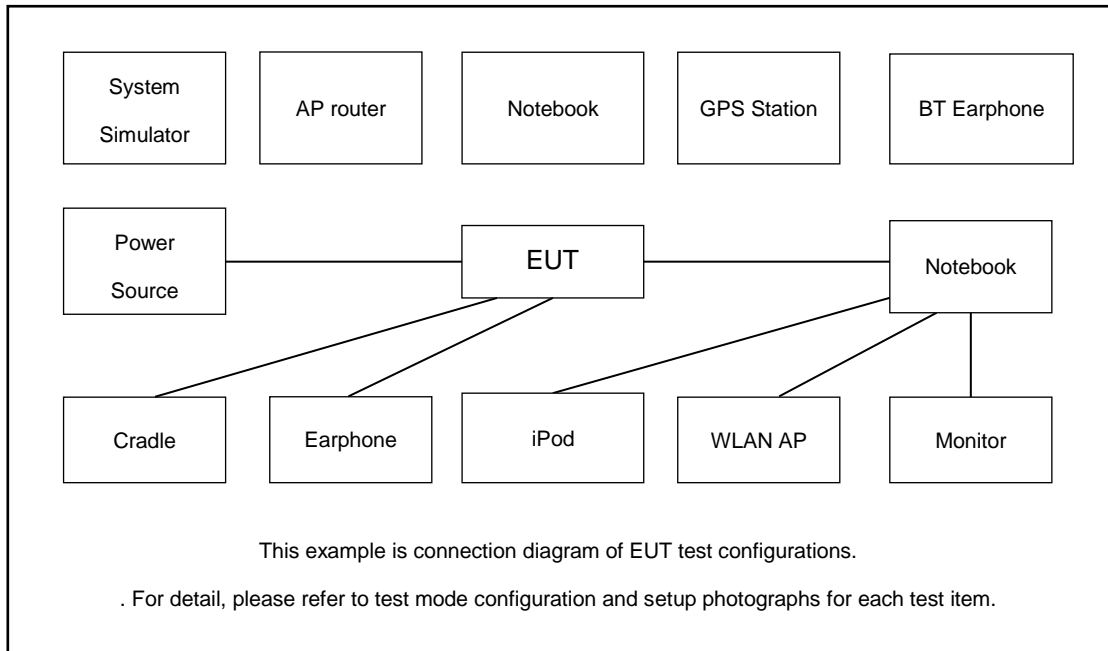
Final test modes are considering the modulation and worse data rates as below table.

Modulation	Data Rate
802.11b	1 Mbps
802.11g	6 Mbps
802.11n HT20	MCS0
802.11n HT40	MCS0

Test Cases	
AC Conducted Emission	Mode 1 :GSM 850 Idle + Bluetooth Link + WLAN Link (2.4G) + USB Cable2 (Charging from Adapter2)
Remark: For Radiated Test Cases, The tests were performance with Adapter 2 and USB Cable 2	

Simultaneous transmission
802.11n HT40 Tx_Ch03 + LTE Band13_BW_5M

2.3 Connection Diagram of Test System



2.4 Support Unit used in test configuration and system

Item	Equipment	Trade Name	Model Name	FCC ID	Data Cable	Power Cord
1.	LTE Base Station	Anritus	MT8821C	N/A	N/A	Unshielded,1.8m
2.	WLAN AP	D-link	DIR-655	KA21R655B1	N/A	Unshielded,1.8m
3.	Notebook	Lenovo	G480	QDS-BRCM1050I	N/A	shielded cable DC O/P 1.8m , Unshielded AC I/P cable 1.8m
4.	SD Card	Kingston	8GB	N/A	N/A	N/A
5.	Bluetooth Earphone	Lenovo	LBH308	N/A	N/A	N/A



2.5 EUT Operation Test Setup

For WLAN RF test items, an engineering test program was provided and enabled to make EUT continuous transmit.

For AC power line conducted emissions, the EUT was set to connect with the WLAN AP under large package sizes transmission.

2.6 Measurement Results Explanation Example

For all conducted test items:

The offset level is set in the spectrum analyzer to compensate the RF cable loss and attenuator factor between EUT conducted output port and spectrum analyzer. With the offset compensation, the spectrum analyzer reading level is exactly the EUT RF output level.

Example:

The spectrum analyzer offset is derived from RF cable loss and attenuator factor.

Offset = RF cable loss + attenuator factor.

Following shows an offset computation example with cable loss 5.80 dB

$$\begin{aligned} \text{Offset(dB)} &= \text{RF cable loss(dB)} \\ &= 5.80 \text{ (dB)} \end{aligned}$$

3 Test Result

3.1 6dB and 99% Bandwidth Measurement

3.1.1 Limit of 6dB and 99% Bandwidth

The minimum 6 dB bandwidth shall be at least 500 kHz.

3.1.2 Measuring Instruments

The measuring equipment is listed in the section 4 of this test report.

3.1.3 Test Procedures

1. The testing follows ANSI C63.10-2013 clause 11.8
2. The RF output of EUT was connected to the spectrum analyzer by RF cable and attenuator. The path loss was compensated to the results for each measurement.
3. Set to the maximum power setting and enable the EUT transmit continuously.
4. Make the measurement with the spectrum analyzer's resolution bandwidth (RBW) = 100 kHz. Set the Video bandwidth (VBW) = 300 kHz. In order to make an accurate measurement. The 6 dB bandwidth must be greater than 500 kHz.
5. For 99% Bandwidth Measurement, the spectrum analyzer's resolution bandwidth (RBW) = 1%~5% of OBW and set the Video bandwidth (VBW) = 3MHz.
6. Measure and record the results in the test report.

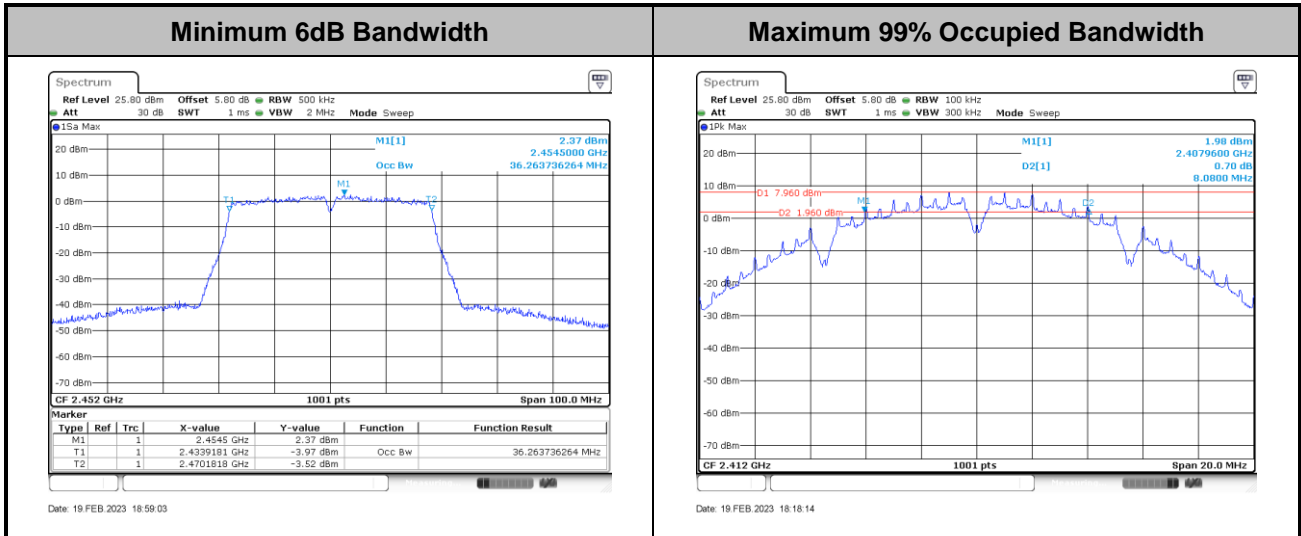
3.1.4 Test Setup





3.1.5 Test Result of 6dB and 99% Occupied Bandwidth

Please refer to Appendix A.



Note : The occupied channel bandwidth is maintained within the band of operation for all of the modulations.

3.2 Output Power Measurement

3.2.1 Limit of Output Power

For systems using digital modulation in the 2400-2483.5MHz, the limit for peak output power is 30dBm. If transmitting antenna with directional gain greater than 6dBi is used, the peak output power from the intentional radiator shall be reduced below the above stated value by the amount in dB that the directional gain of the antenna exceeds 6 dBi. In case of point-to-point operation, the limit has to be reduced by 1dB for every 3dB that the directional gain of the antenna exceeds 6dBi.

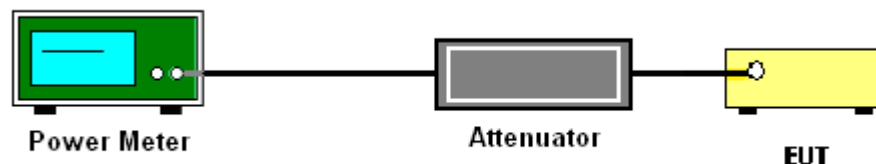
3.2.2 Measuring Instruments

The measuring equipment is listed in the section 4 of this test report.

3.2.3 Test Procedures

1. The testing follows the Measurement Procedure of ANSI C63.10-2013 clause 11.9.1.3 PKPM1 Peak power meter or ANSI C63.10-2013 clause 11.9.2.3.1 Method AVGPM method.
2. The RF output of EUT was connected to the power meter by RF cable and attenuator. The path loss was compensated to the results for each measurement.
3. Set to the maximum power setting and enable the EUT transmit continuously.
4. Measure the conducted output power and record the results in the test report.
5. For MIMO mode, calculation method follows FCC KDB 662911 D01 Multiple Transmitter Output v02r01.

3.2.4 Test Setup



3.2.5 Test Result of Peak Output Power

Please refer to Appendix A.

3.2.6 Test Result of Average Output Power (Reporting Only)

Please refer to Appendix A.

3.3 Power Spectral Density Measurement

3.3.1 Limit of Power Spectral Density

The peak power spectral density shall not be greater than 8dBm in any 3kHz band at any time interval of continuous transmission.

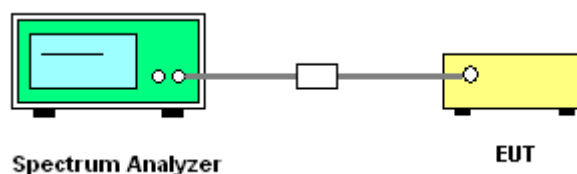
3.3.2 Measuring Instruments

The measuring equipment is listed in the section 4 of this test report.

3.3.3 Test Procedures

1. The testing follows Measurement Procedure of ANSI C63.10-2013 clause 11.10.2 Method PKPSD.
2. The RF output of EUT was connected to the spectrum analyzer by RF cable and attenuator. The path loss was compensated to the results for each measurement.
3. Set to the maximum power setting and enable the EUT transmit continuously.
4. Make the measurement with the spectrum analyzer's resolution bandwidth (RBW) = 3 kHz. Video bandwidth VBW = 10 kHz In order to make an accurate measurement, set the span to 1.5 times DTS Channel Bandwidth. (6dB BW)
5. Detector = peak, Sweep time = auto couple, Trace mode = max hold, Allow trace to fully stabilize. Use the peak marker function to determine the maximum power level.
6. Measure and record the results in the test report.

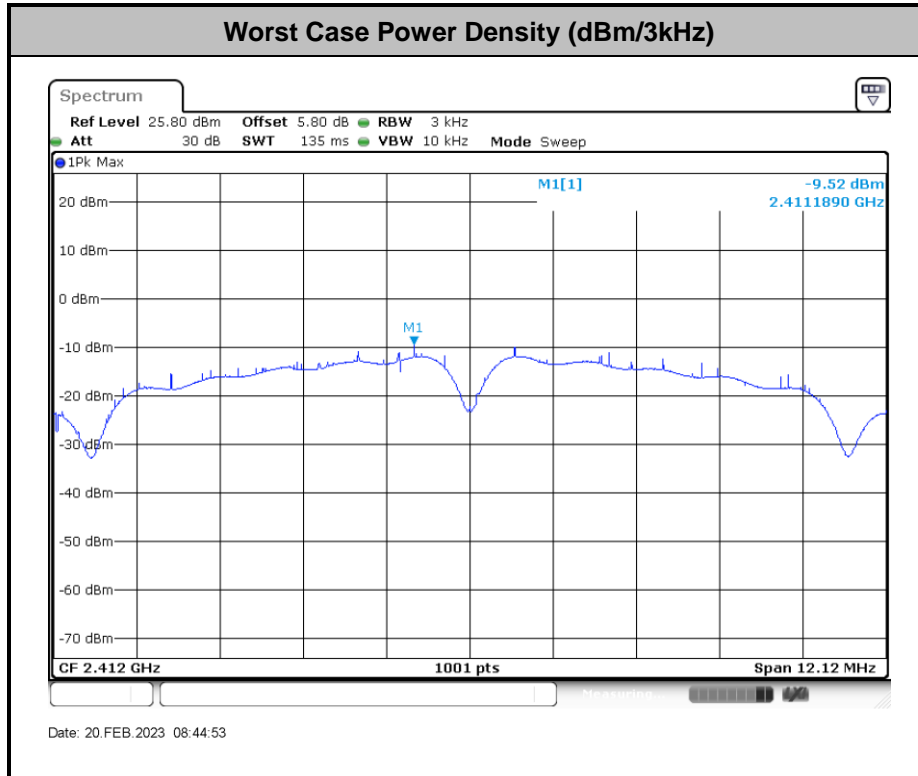
3.3.4 Test Setup





3.3.5 Test Result of Power Spectral Density

Please refer to Appendix A.



3.4 Conducted Band Edges and Spurious Emission Measurement

3.4.1 Limit of Conducted Band Edges and Spurious Emission Measurement

In any 100 kHz bandwidth outside of the authorized frequency band, the emissions which fall in the non-restricted bands shall be attenuated at least 20 dB / 30dB relative to the maximum PSD level in 100 kHz by RF conducted measurement.

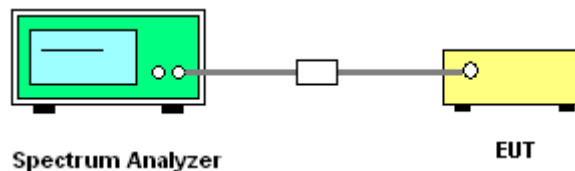
3.4.2 Measuring Instruments

The measuring equipment is listed in the section 4 of this test report.

3.4.3 Test Procedures

1. The testing follows ANSI C63.10-2013 clause 11.13
2. The RF output of EUT was connected to the spectrum analyzer by RF cable and attenuator. The path loss was compensated to the results for each measurement.
3. Set to the maximum power setting and enable the EUT transmit continuously.
4. Set RBW = 100 kHz, VBW=300 kHz, Peak Detector. Unwanted Emissions measured in any 100 kHz bandwidth outside of the authorized frequency band shall be attenuated by at least 20 dB relative to the maximum in-band peak PSD level in 100 kHz when maximum peak conducted output power procedure is used. If the transmitter complies with the conducted power limits based on the use of RMS averaging over a time interval, the attenuation required under this paragraph shall be 30 dB instead of 20 dB per 15.247(d).
5. Measure and record the results in the test report.
6. The RF fundamental frequency should be excluded against the limit line in the operating frequency band.

3.4.4 Test Setup

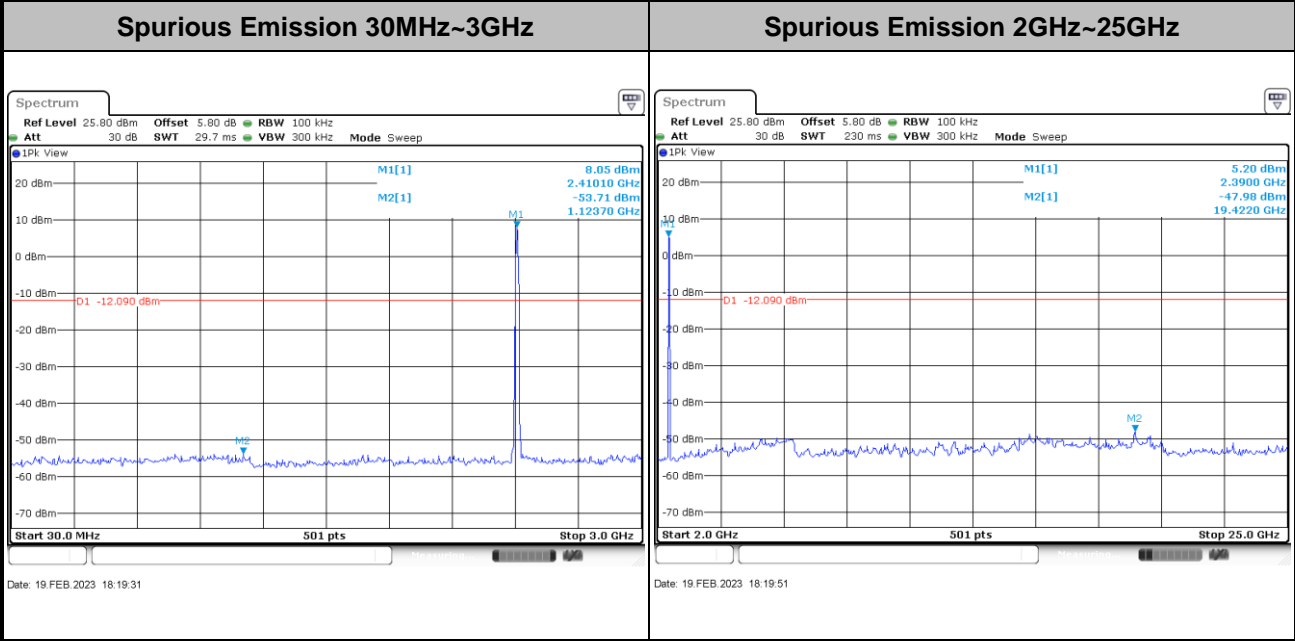
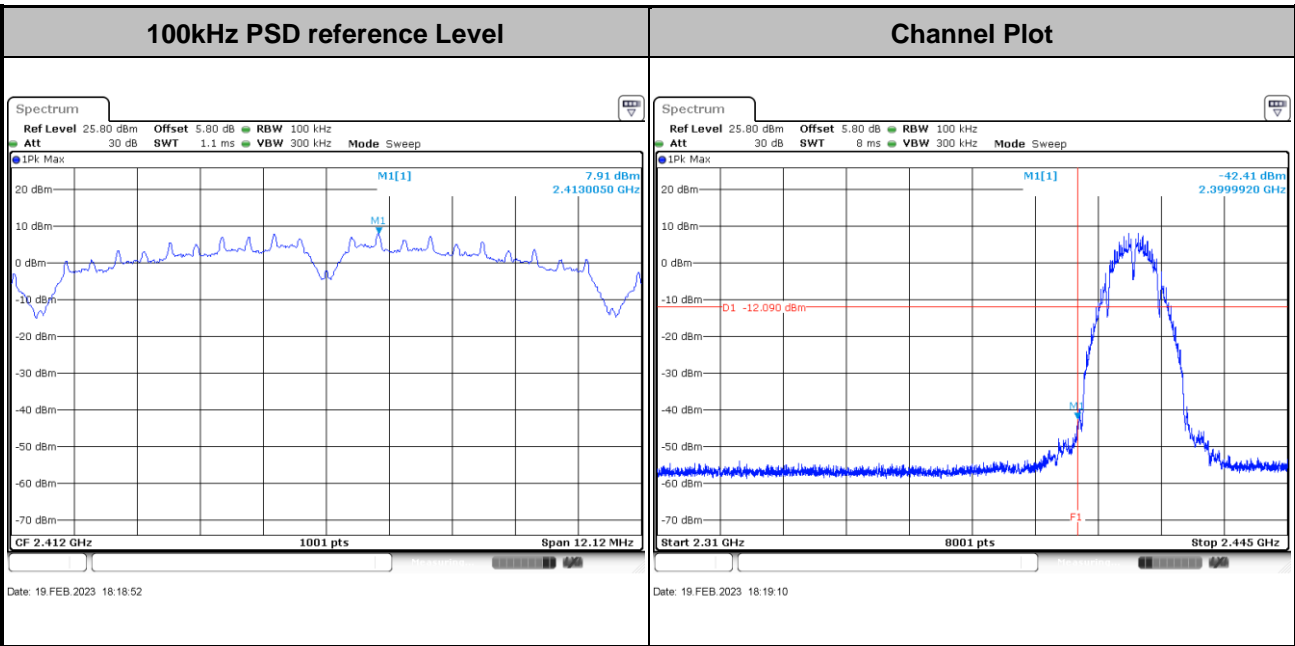




3.4.5 Test Result of Conducted Band Edges and Spurious Emission

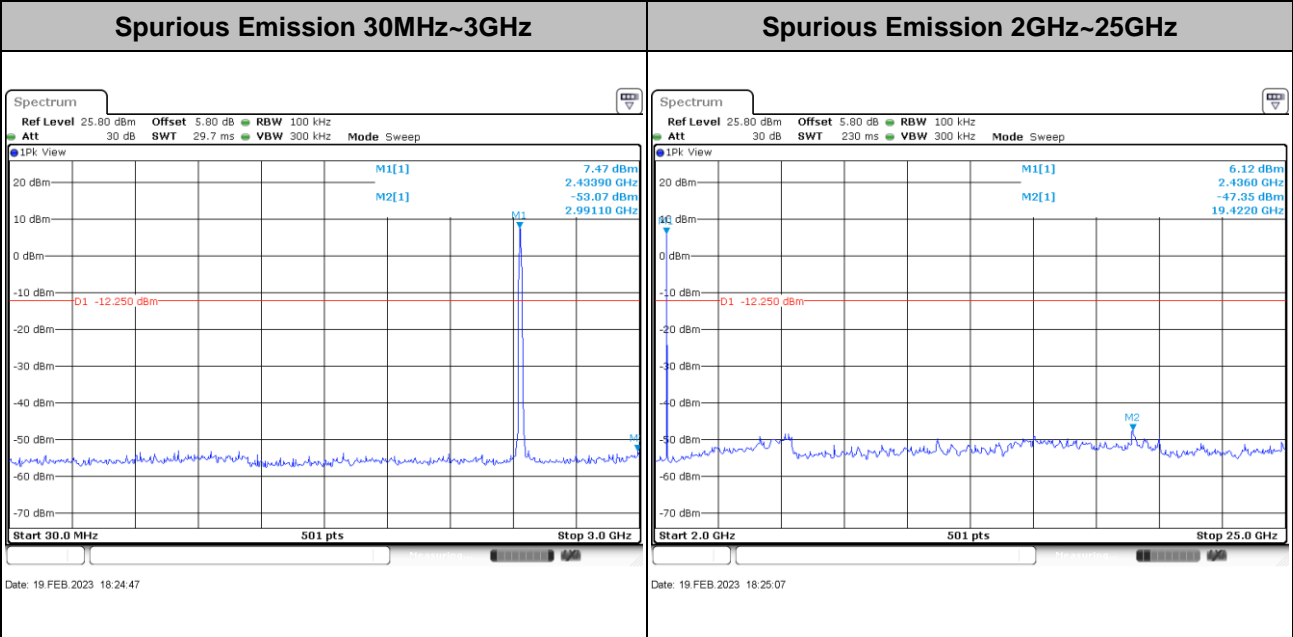
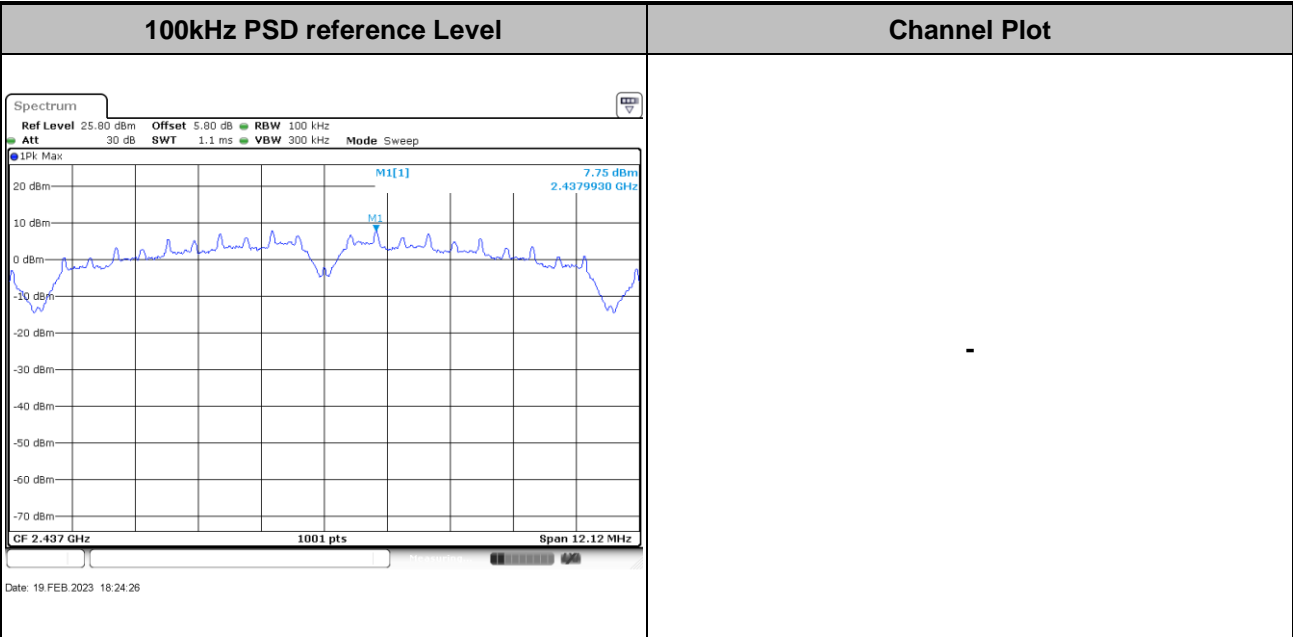
Test Engineer :	Jiang Jun	Temperature :	21~25°C
		Relative Humidity :	51~54%

Test Mode :	802.11b	Test Channel :	01
-------------	---------	----------------	----



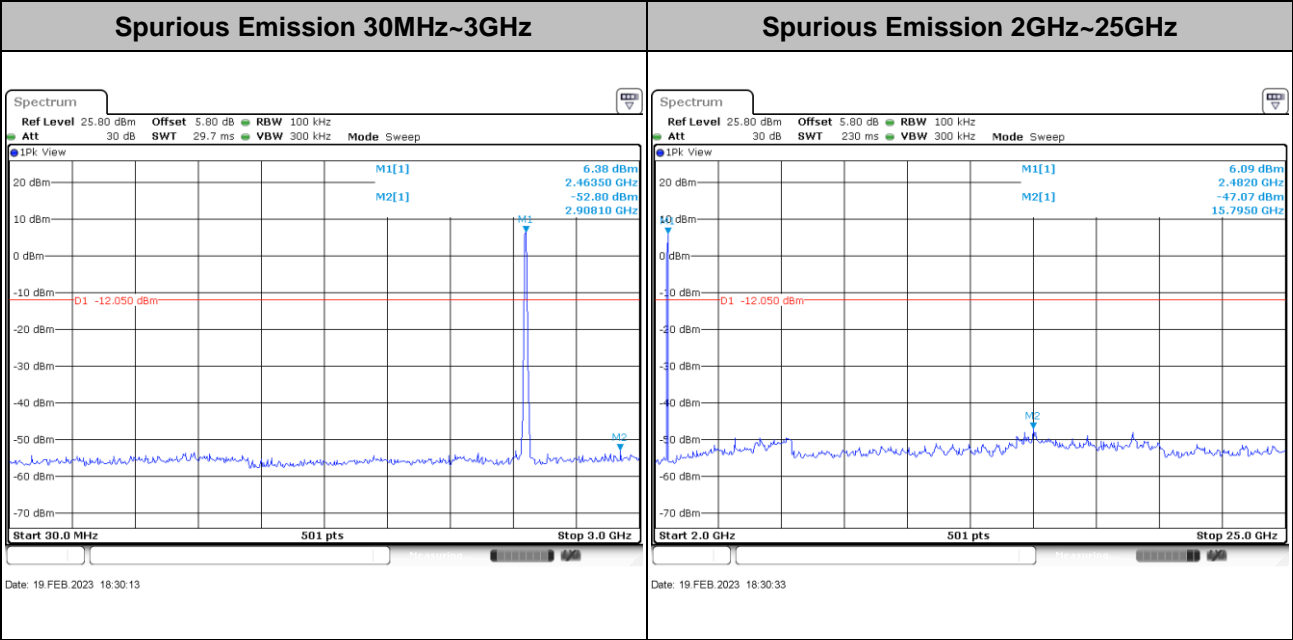
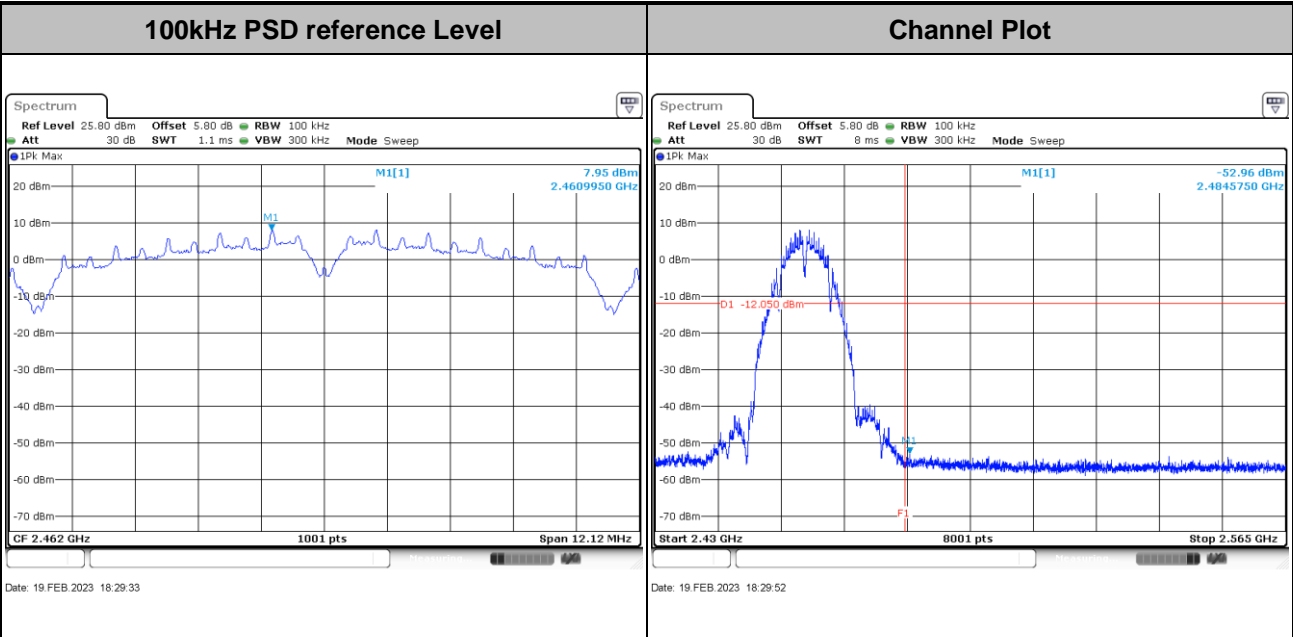


Test Mode :	802.11b	Test Channel :	06
-------------	---------	----------------	----



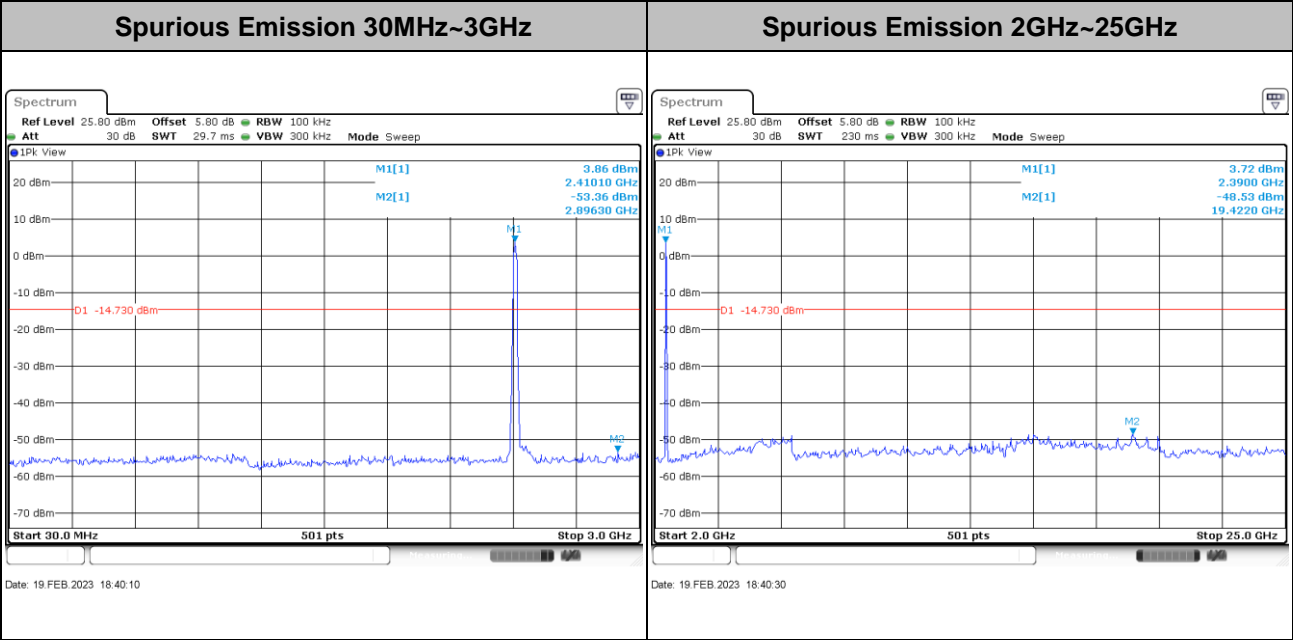
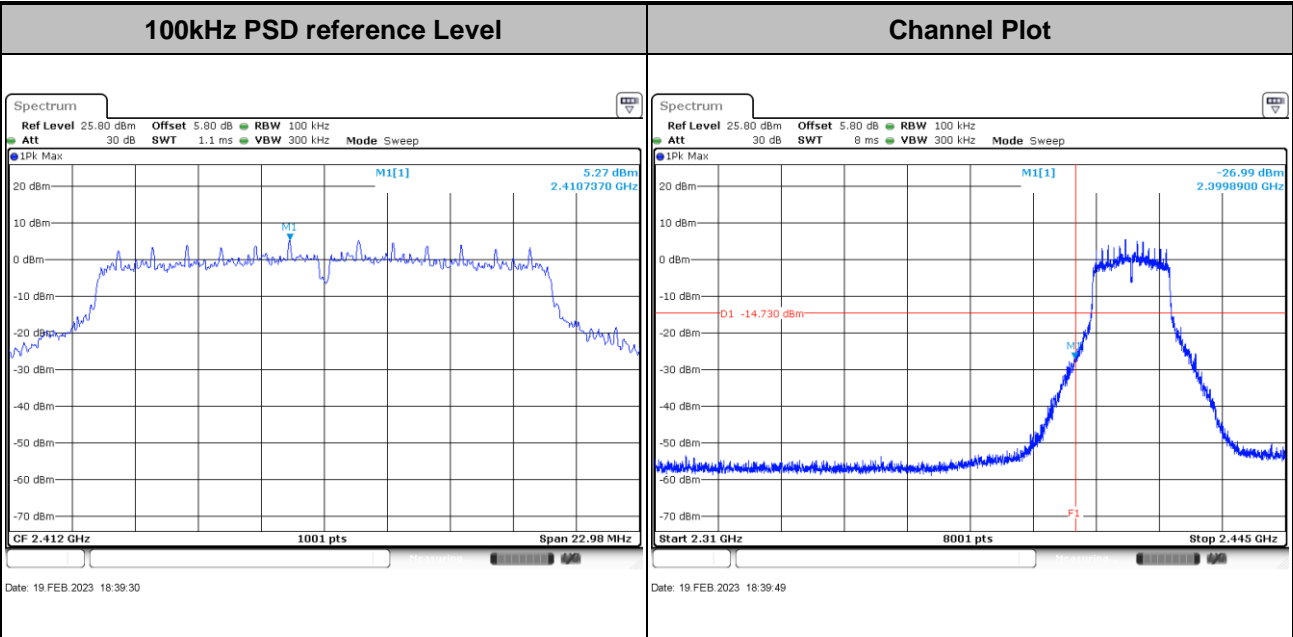


Test Mode :	802.11b	Test Channel :	11
-------------	---------	----------------	----



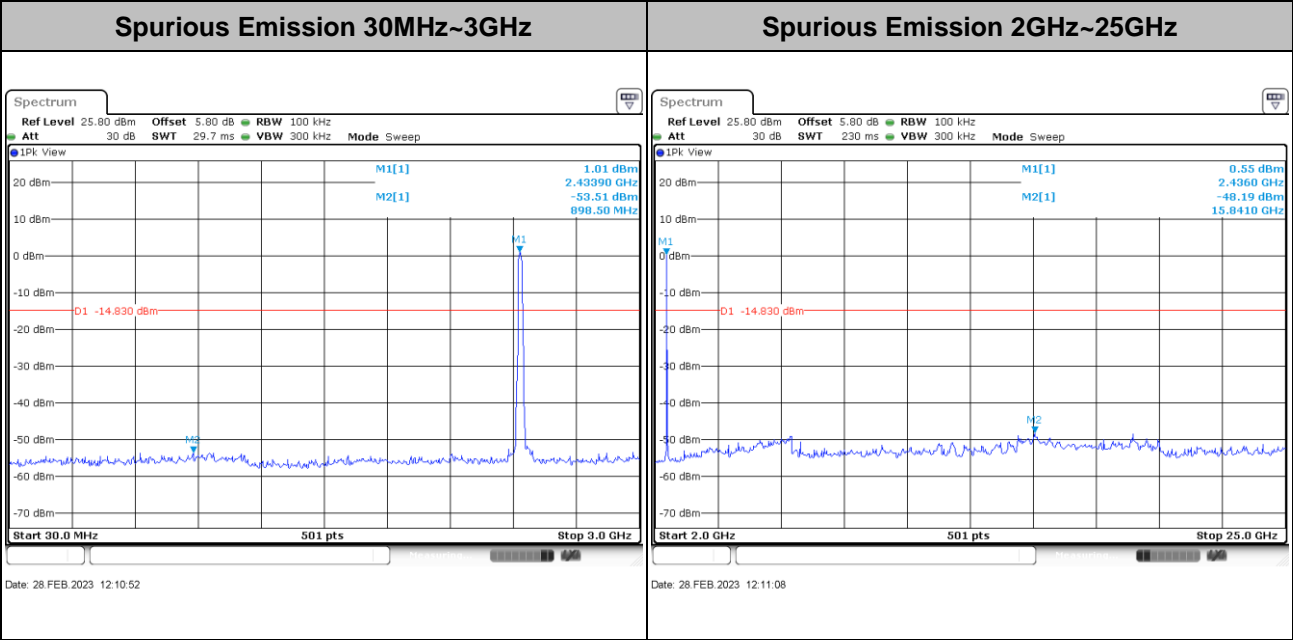
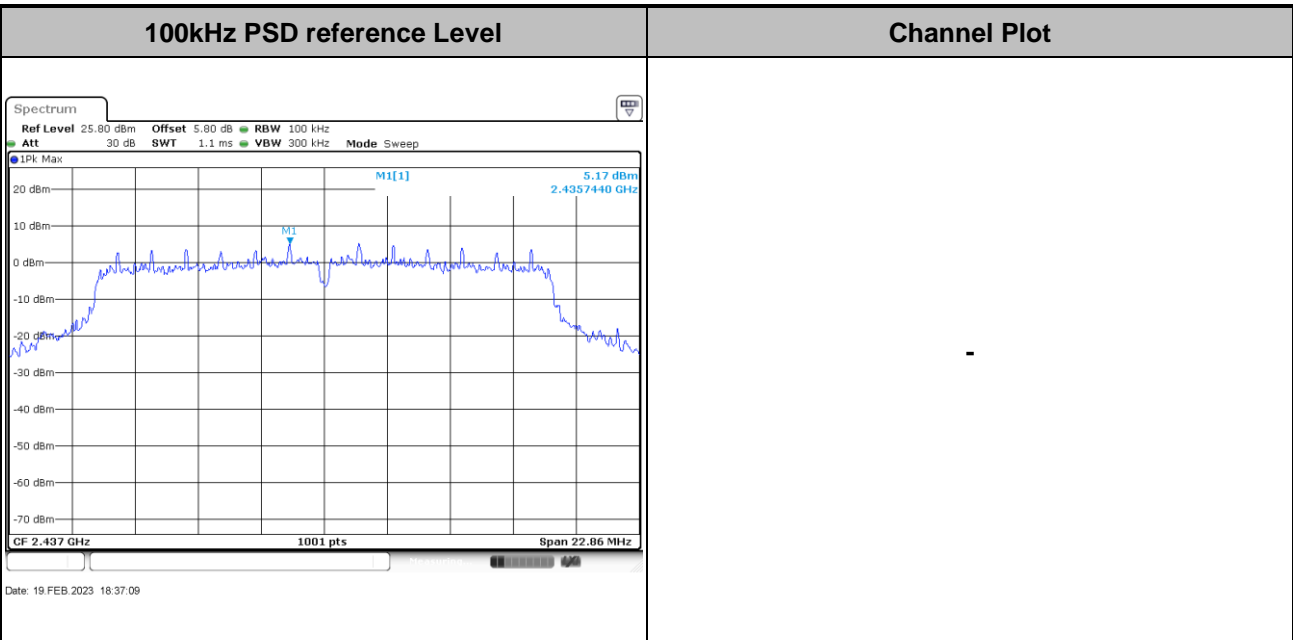


Test Mode :	802.11g	Test Channel :	01
-------------	---------	----------------	----



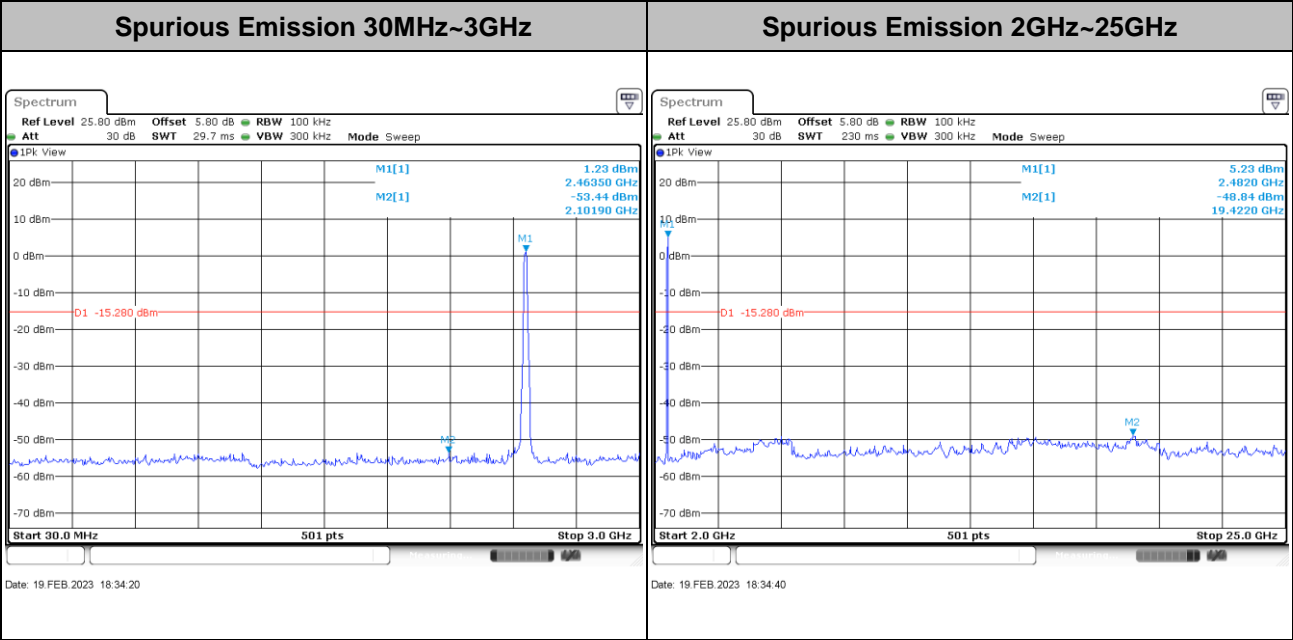
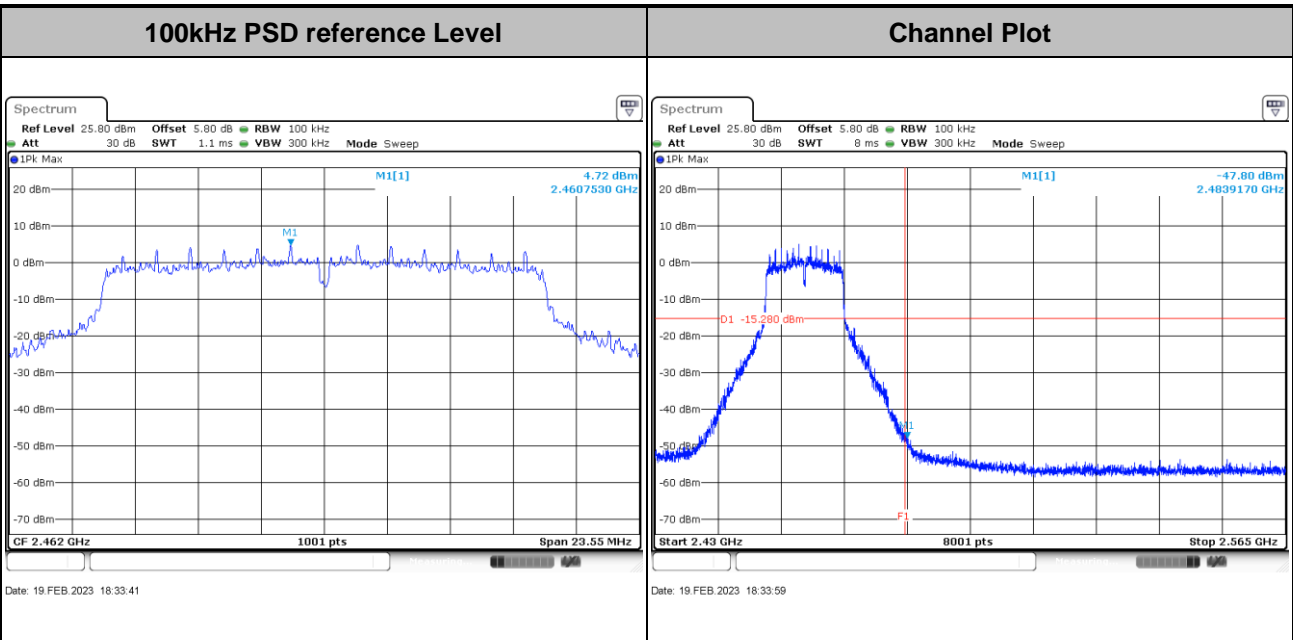


Test Mode :	802.11g	Test Channel :	06
-------------	---------	----------------	----



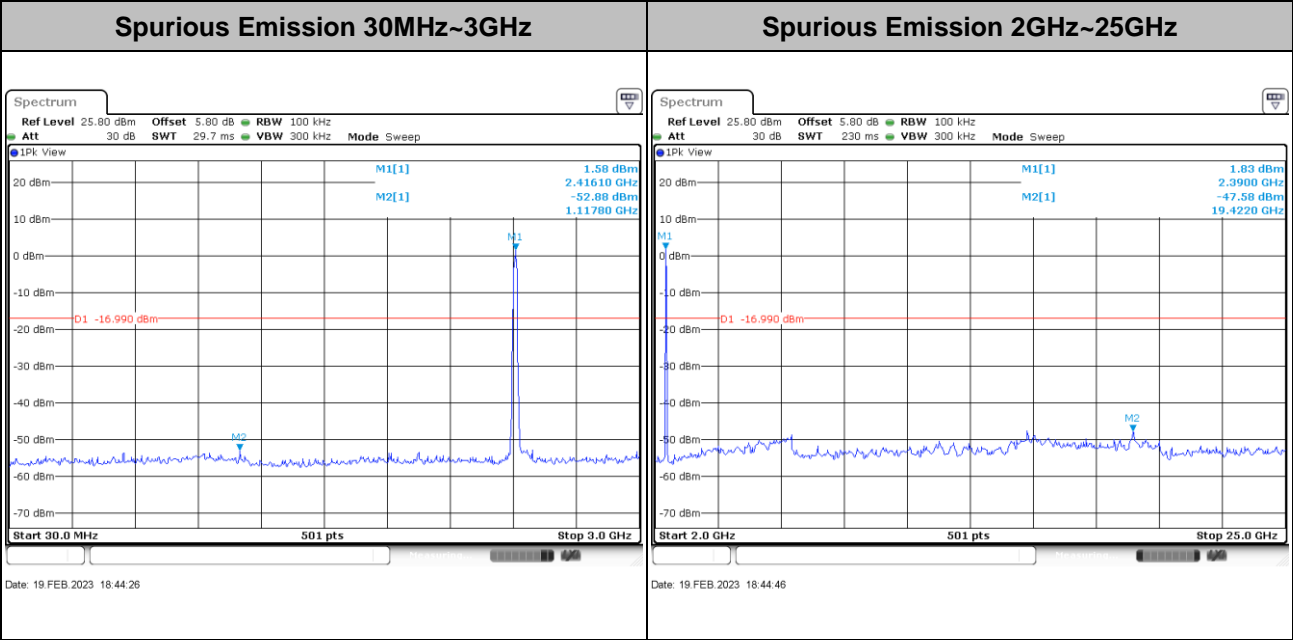
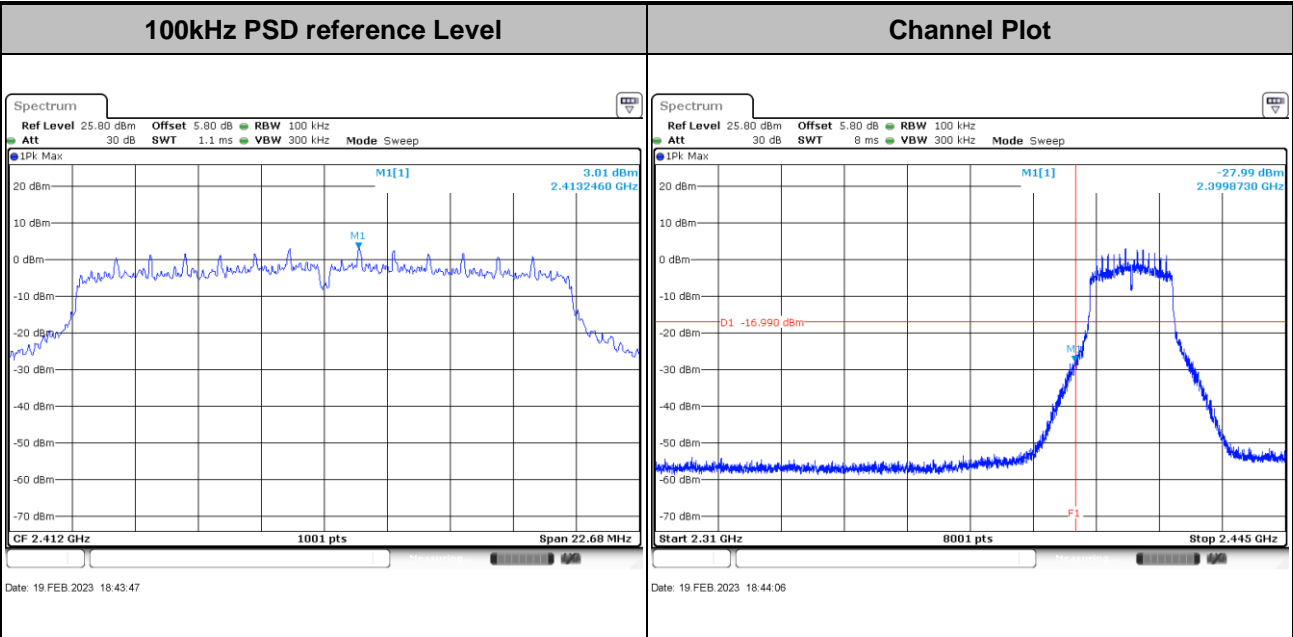


Test Mode :	802.11g	Test Channel :	11
-------------	---------	----------------	----



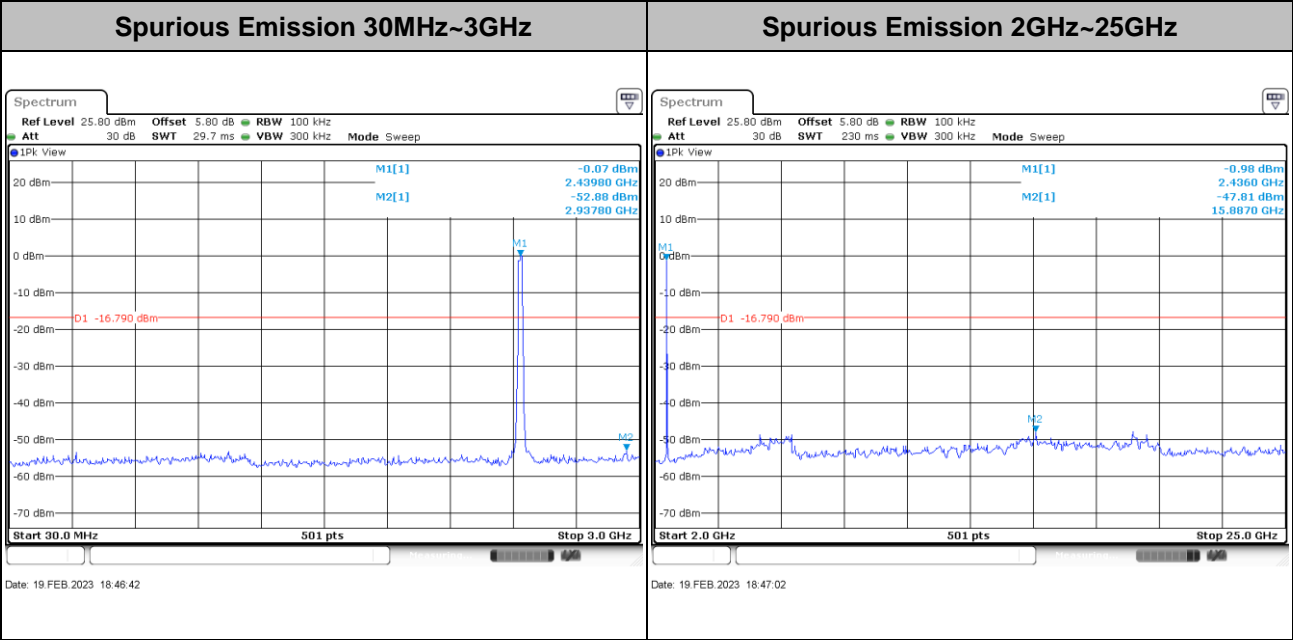
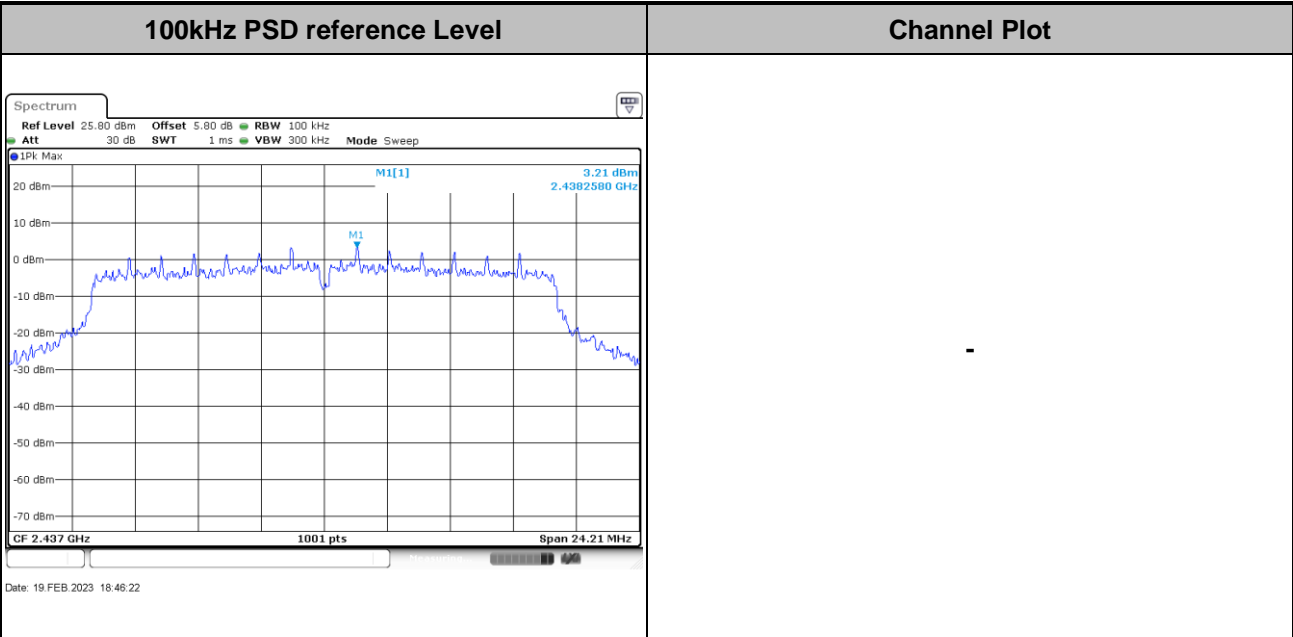


Test Mode :	802.11n HT20	Test Channel :	01
-------------	--------------	----------------	----



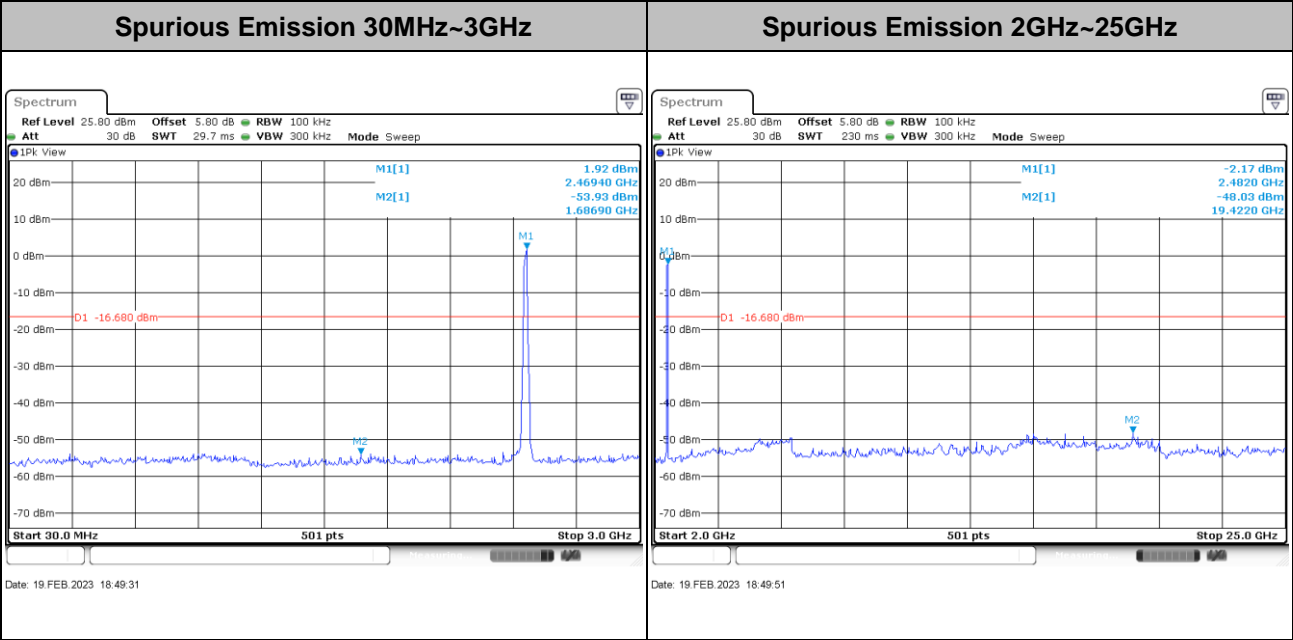
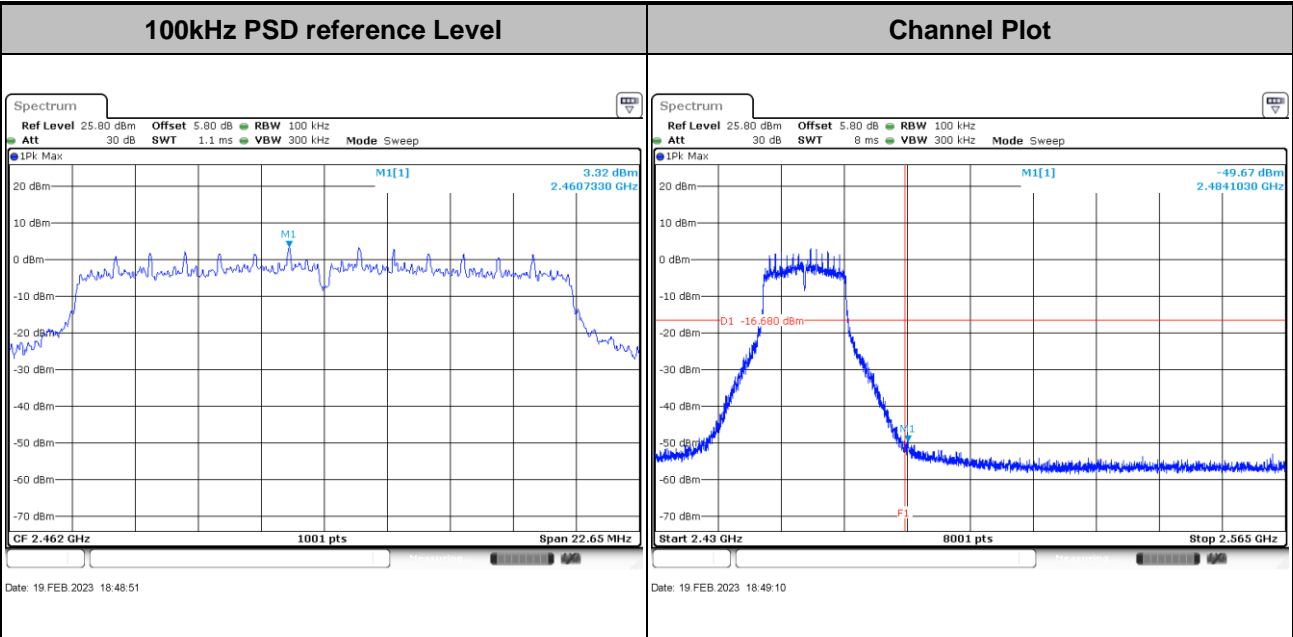


Test Mode :	802.11n HT20	Test Channel :	06
-------------	--------------	----------------	----



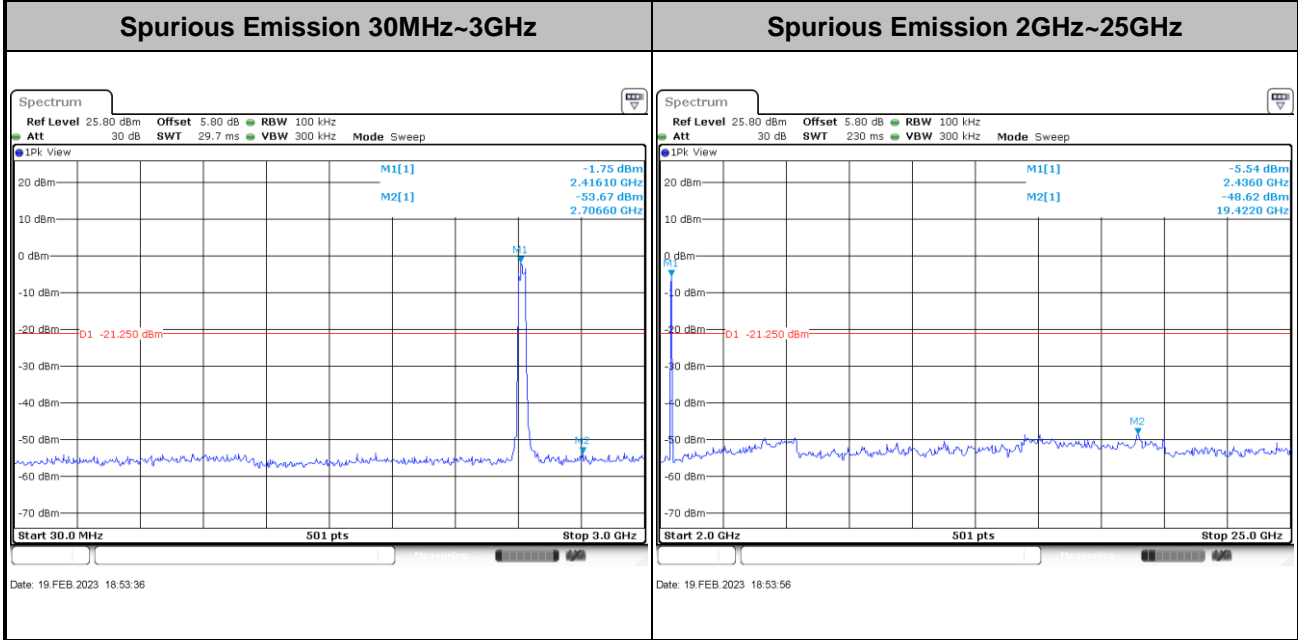
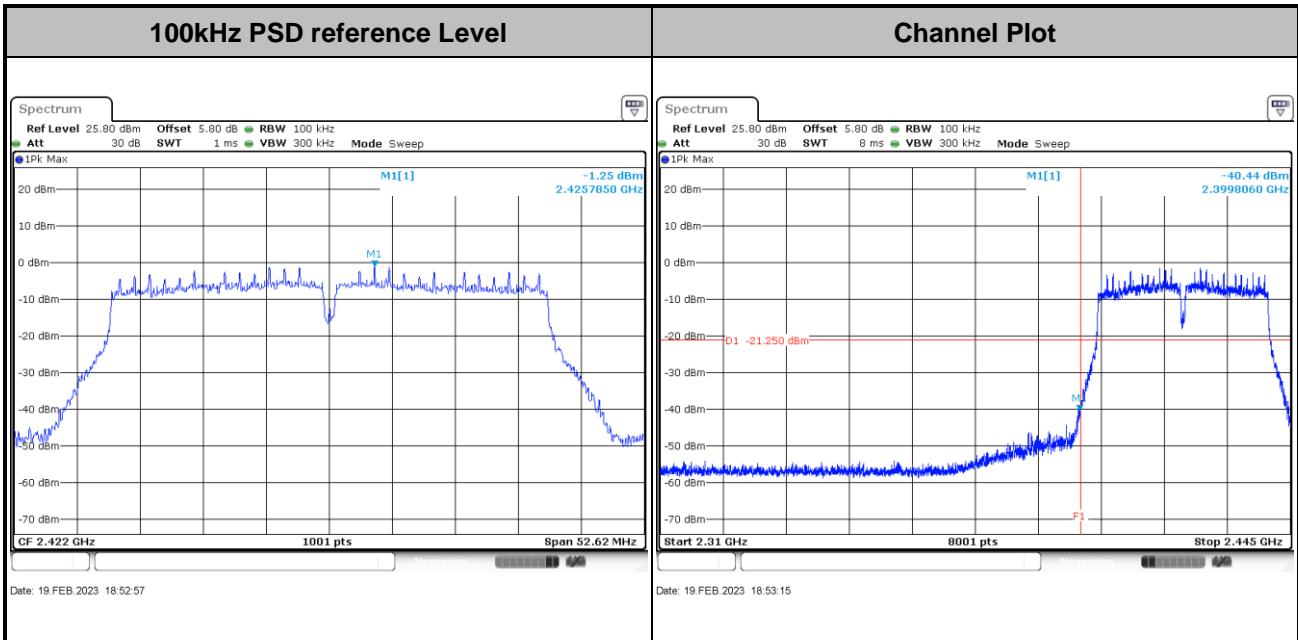


Test Mode :	802.11n HT20	Test Channel :	11
-------------	--------------	----------------	----



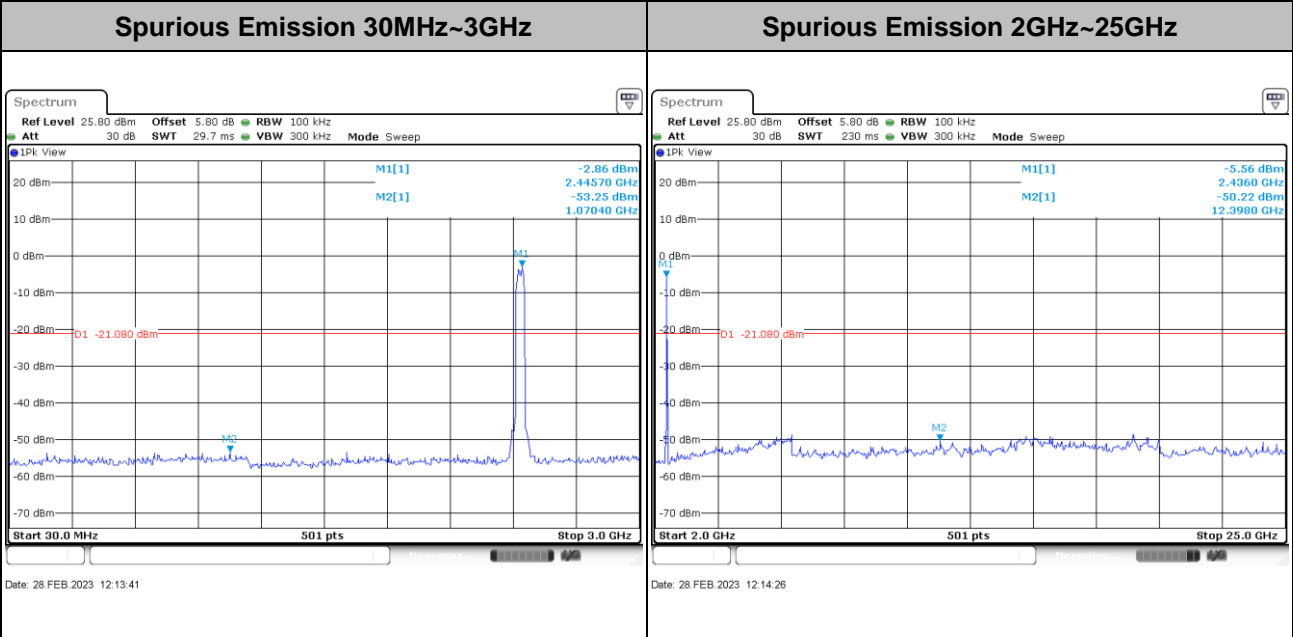
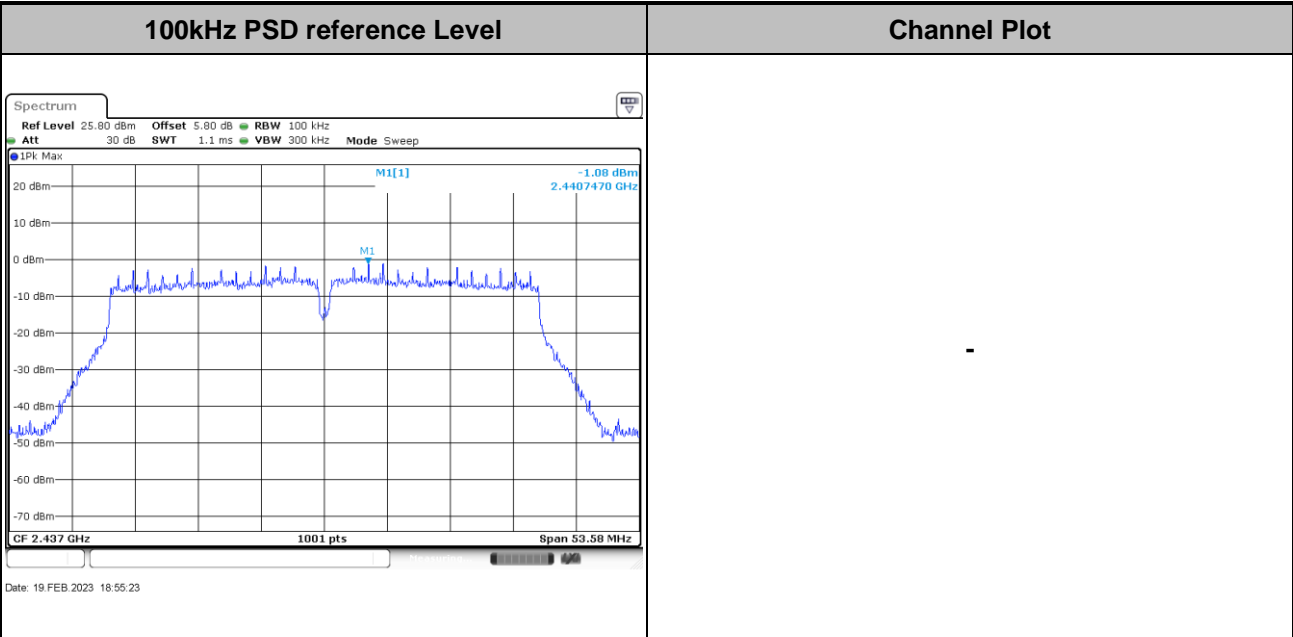


Test Mode :	802.11n HT40	Test Channel :	03
-------------	--------------	----------------	----



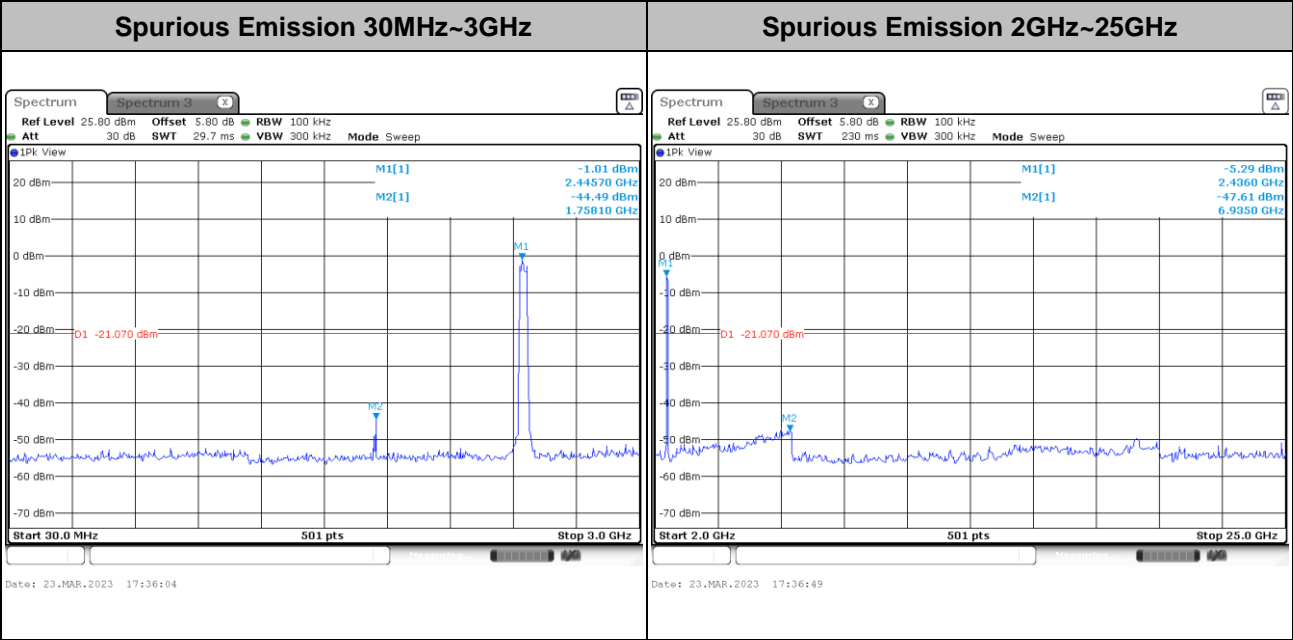
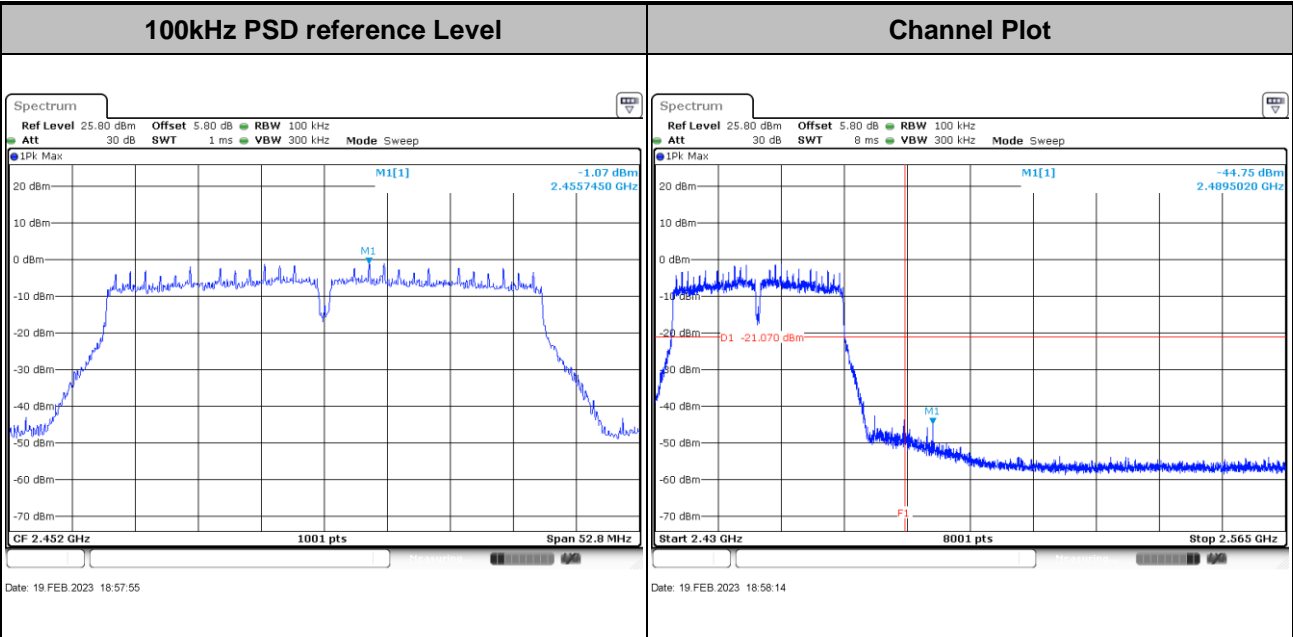


Test Mode :	802.11n HT40	Test Channel :	06
-------------	--------------	----------------	----





Test Mode :	802.11n HT40	Test Channel :	09
-------------	--------------	----------------	----





3.5 Radiated Band Edges and Spurious Emission Measurement

3.5.1 Limit of Radiated band edge and Spurious Emission Measurement

In any 100 kHz bandwidth outside the intentional radiator frequency band, all harmonics/spurious must be at least 20 dB below the highest emission level within the authorized band. If the output power of this device was measured by spectrum analyzer, the attenuation under this paragraph shall be 30 dB instead of 20 dB. In addition, radiated emissions which fall in the restricted bands must also comply with the limits as below.

Frequency (MHz)	Field Strength (microvolts/meter)	Measurement Distance (meters)
0.009 – 0.490	2400/F(kHz)	300
0.490 – 1.705	24000/F(kHz)	30
1.705 – 30.0	30	30
30 – 88	100	3
88 – 216	150	3
216 - 960	200	3
Above 960	500	3

3.5.2 Measuring Instruments

The measuring equipment is listed in the section 4 of this test report.

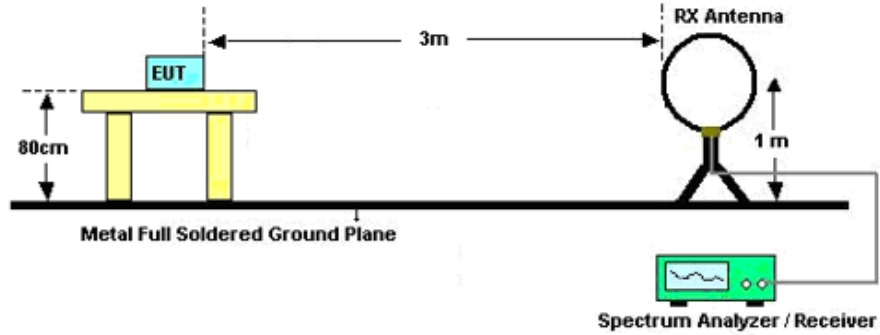


3.5.3 Test Procedures

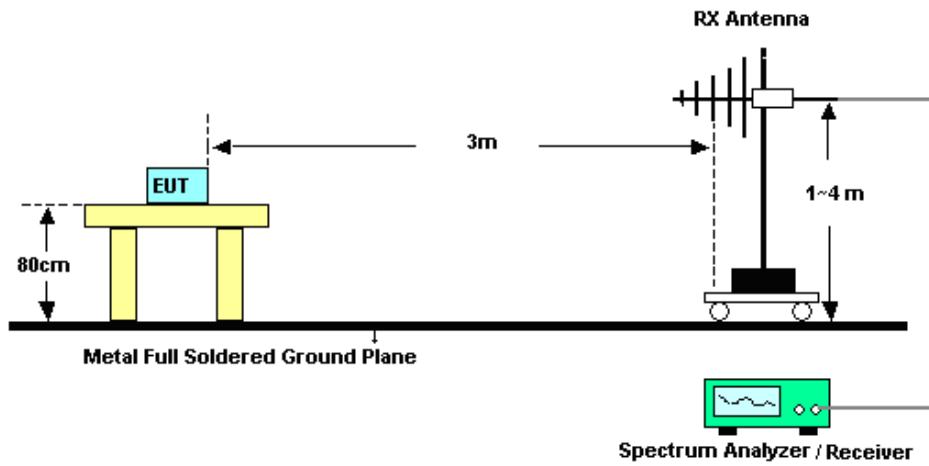
1. The testing follows ANSI C63.10-2013 clause 11.11 & 11.12
2. The EUT was arranged to its worst case and then tune the antenna tower (from 1 m to 4 m) and turntable (from 0 degree to 360 degrees) to find the maximum reading. A pre-amp and a high pass filter are used for the test in order to get better signal level.
3. The EUT was placed on a turntable with 0.8 meter for frequency below 1GHz and 1.5 meter for frequency above 1GHz respectively above ground.
4. The EUT was set 3 meters from the interference receiving antenna, which was mounted on the top of a variable height antenna tower.
5. Corrected Reading: Antenna Factor + Cable Loss + Read Level - Preamp Factor = Level
6. For testing below 1GHz, if the emission level of the EUT in peak mode was 3 dB lower than the limit specified, then peak values of EUT will be reported, otherwise, the emissions will be repeated one by one using the CISPR quasi-peak method and reported.
7. For testing above 1GHz, the emission level of the EUT in peak mode was 20dB lower than peak limit (that means the emission level in average mode also complies with the limit in average mode), then peak values of EUT will be reported, otherwise, the emissions will be measured in average mode again and reported.
8. Use the following spectrum analyzer settings:
 - (1) Span shall wide enough to fully capture the emission being measured;
 - (2) Set RBW=100 kHz for $f < 1$ GHz; VBW \geq RBW; Sweep = auto; Detector function = peak; Trace = max hold;
 - (3) Set RBW = 1 MHz, VBW= 3MHz for $f \geq 1$ GHz for peak measurement.
For average measurement:
 - VBW = 10 Hz, when duty cycle is no less than 98 percent.
 - VBW $\geq 1/T$, when duty cycle is less than 98 percent where T is the minimum transmission duration over which the transmitter is on and is transmitting at its maximum power control level for the tested mode of operation.

3.5.4 Test Setup

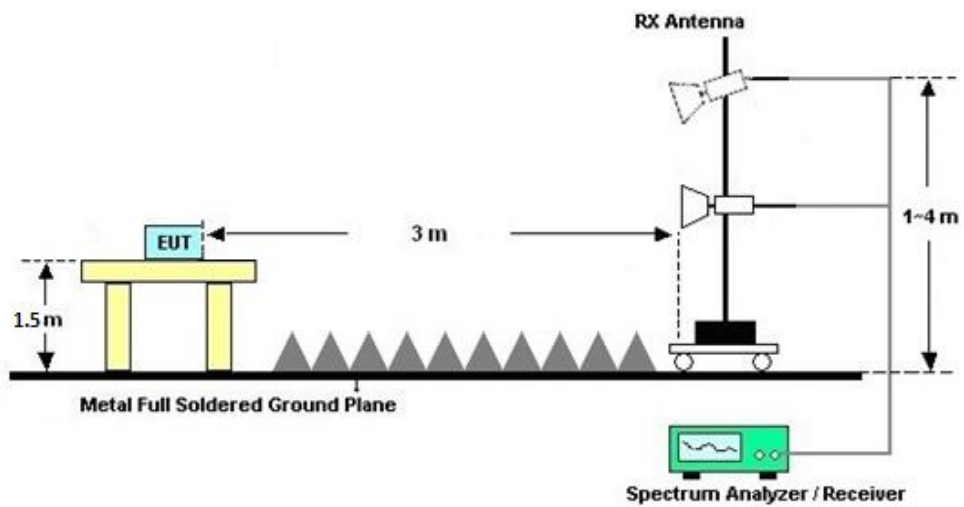
For radiated emissions below 30MHz



For radiated emissions from 30MHz to 1GHz



For radiated emissions above 1GHz





3.5.5 Test Results of Radiated Spurious Emissions (9kHz ~ 30MHz)

The low frequency, which started from 9 kHz to 30MHz, was pre-scanned and the result which was 20dB lower than the limit line was not reported.

There is a comparison data of both open-field test site and semi-Anechoic chamber, and the result came out very similar.

3.5.6 Test Result of Radiated Spurious at Band Edges

Please refer to Appendix C

3.5.7 Duty Cycle

Please refer to Appendix D.

3.5.8 Test Result of Radiated Spurious Emission (30MHz ~ 10th Harmonic or 40GHz, whichever is lower)

Please refer to Appendix C



3.6 AC Conducted Emission Measurement

3.6.1 Limit of AC Conducted Emission

For equipment that is designed to be connected to the public utility (AC) power line, the radio frequency voltage that is conducted back onto the AC power line on any frequency or frequencies within the band 150 kHz to 30 MHz shall not exceed the limits in the following table.

Frequency of Emission (MHz)	Conducted Limit (dBµV)	
	Quasi-Peak	Average
0.15-0.5	66 to 56*	56 to 46*
0.5-5	56	46
5-30	60	50

*Decreases with the logarithm of the frequency.

3.6.2 Measuring Instruments

The measuring equipment is listed in the section 4 of this test report.

3.6.3 Test Procedures

1. The EUT was placed 0.4 meter from the conducting wall of the shielding room, and it was kept at least 80 centimeters from any other grounded conducting surface.
2. Connect EUT to the power mains through a line impedance stabilization network (LISN).
3. All the support units are connecting to the other LISN.
4. The LISN provides 50 ohm coupling impedance for the measuring instrument.
5. The FCC states that a 50 ohm, 50 microhenry LISN should be used.
6. Both sides of AC line were checked for maximum conducted interference.
7. The frequency range from 150 kHz to 30 MHz was searched.
8. Set the test-receiver system to Peak Detect Function and specified bandwidth (IF bandwidth = 9kHz) with Maximum Hold Mode.

3.6.4 Test Setup



3.6.5 Test Result of AC Conducted Emission

Please refer to Appendix B.



3.7 Antenna Requirements

3.7.1 Standard Applicable

If directional gain of transmitting Antennas is greater than 6dBi, the power shall be reduced by the same level in dB comparing to gain minus 6dBi. The use of a permanently attached Antenna or of an Antenna that uses a unique coupling to the intentional radiator shall be considered sufficient to comply with the rule.

3.7.2 Antenna Anti-Replacement Construction

An embedded-in antenna design is used.

3.7.3 Antenna Gain

The antenna peak gain of EUT is less than 6 dBi. Therefore, it is not necessary to reduce maximum peak output power limit.



4 List of Measuring Equipment

Instrument	Manufacturer	Model No.	Serial No.	Characteristics	Calibration Date	Test Date	Due Date	Remark
Spectrum Analyzer	R&S	FSV40	101040	10Hz~40GHz	Oct. 12, 2022	Feb. 19, 2023 ~Mar. 23, 2023	Oct. 11, 2023	Conducted (TH01-KS)
Pulse Power Sensor	Anritsu	MA2411B	0917070	300MHz~40GHz	Jan. 05, 2023	Feb. 19, 2023 ~Mar. 23, 2023	Jan. 04, 2024	Conducted (TH01-KS)
Power Meter	Anritsu	ML2495A	1005002	50MHz Bandwidth	Jan. 05, 2023	Feb. 19, 2023 ~Mar. 23, 2023	Jan. 04, 2024	Conducted (TH01-KS)
EMI Test Receiver	Keysight	N9038A	MY56400004	3Hz~8.5GHz;Max 30dBm	Oct. 13, 2022	Feb. 17, 2023 ~Mar. 27, 2023	Oct. 12, 2023	Radiation (03CH05-KS)
EXA Spectrum Analyzer	Keysight	N9010A	MY55150244	10Hz~44G,MAX 30dB	Mar. 24, 2022	Feb. 17, 2023	Mar. 23, 2023	Radiation (03CH05-KS)
EXA Spectrum Analyzer	Keysight	N9010A	MY55150244	10Hz~44G,MAX 30dB	Mar. 24, 2023	~Mar. 27, 2023	Mar. 23, 2024	Radiation (03CH05-KS)
Loop Antenna	R&S	HFH2-Z2	100321	9kHz~30MHz	Oct. 16, 2022	Feb. 17, 2023 ~Mar. 27, 2023	Oct. 15, 2023	Radiation (03CH05-KS)
Bilog Antenna	TeseQ	CBL6111D	49922	30MHz~1GHz	May. 24, 2022	Feb. 17, 2023 ~Mar. 27, 2023	May. 23, 2023	Radiation (03CH05-KS)
Double Ridge Horn Antenna	ETS-Lindgren	3117	00218642	1GHz~18GHz	Apr. 18, 2022	Feb. 17, 2023 ~Mar. 27, 2023	Apr. 17, 2023	Radiation (03CH05-KS)
SHF-EHF Horn	Com-power	AH-840	101093	18GHz~40GHz	Jan. 08, 2023	Feb. 17, 2023 ~Mar. 27, 2023	Jan. 07, 2024	Radiation (03CH05-KS)
Amplifier	SONOMA	310N	380826	9KHz~1GHz	Jul. 11, 2022	Feb. 17, 2023 ~Mar. 27, 2023	Jul. 10, 2023	Radiation (03CH05-KS)
Amplifier	EM	EM18G40GA	060852	18~40GHz	Jan. 05, 2023	Feb. 17, 2023 ~Mar. 27, 2023	Jan. 04, 2024	Radiation (03CH05-KS)
high gain Amplifier	EM	EM01G18GA	060839	1Ghz-18Ghz	Oct. 12, 2022	Feb. 17, 2023 ~Mar. 27, 2023	Oct. 11, 2023	Radiation (03CH05-KS)
Amplifier	EM	EM01G18GA	060833	1Ghz-18Ghz	Jan. 05, 2023	Feb. 17, 2023 ~Mar. 27, 2023	Jan. 04, 2024	Radiation (03CH05-KS)
AC Power Source	Chroma	61601	F104090004	N/A	NCR	Feb. 17, 2023 ~Mar. 27, 2023	NCR	Radiation (03CH05-KS)
Turn Table	ChamPro	EM 1000-T	060762-T	0~360 degree	NCR	Feb. 17, 2023 ~Mar. 27, 2023	NCR	Radiation (03CH05-KS)
Antenna Mast	ChamPro	EM 1000-A	060762-A	1 m~4 m	NCR	Feb. 17, 2023 ~Mar. 27, 2023	NCR	Radiation (03CH05-KS)
EMI Receiver	R&S	ESCI7	100768	9kHz~7GHz;	May. 24, 2022	Mar. 17, 2023 ~Mar. 22, 2023	May. 23, 2023	Conduction (CO01-KS)
AC LISN (for auxiliary equipment)	MessTec	AN3016	060103	9kHz~30MHz	Oct. 13, 2022	Mar. 17, 2023 ~Mar. 22, 2023	Oct. 12, 2023	Conduction (CO01-KS)
AC LISN	MessTec	AN3016	060105	9kHz~30MHz	May. 24, 2022	Mar. 17, 2023 ~Mar. 22, 2023	May. 23, 2023	Conduction (CO01-KS)
AC Power Source	Chroma	61602	ABP000000811	AC 0V~300V, 45Hz~1000Hz	Oct. 12, 2022	Mar. 17, 2023 ~Mar. 22, 2023	Oct. 11, 2023	Conduction (CO01-KS)

NCR: No Calibration Required



5 Uncertainty of Evaluation

The measurement uncertainties shown below were calculated in accordance with the requirements of ANSI 63.10-2013. All the measurement uncertainty value were shown with a coverage K=2 to indicate 95% level of confidence. The measurement data show herein meets or exceeds the CISPR measurement uncertainty values specified in CISPR 16-4-2 and can be compared directly to specified limit to determine compliance.

Uncertainty of Conducted Emission Measurement (150kHz ~ 30MHz)

Measuring Uncertainty for a Level of Confidence of 95% (U = 2Uc(y))	2.94dB
---	--------

Uncertainty of Radiated Emission Measurement (30 MHz ~ 1000 MHz)

Measuring Uncertainty for a Level of Confidence of 95% (U = 2Uc(y))	5.0dB
---	-------

Uncertainty of Radiated Emission Measurement (1000 MHz ~ 18000 MHz)

Measuring Uncertainty for a Level of Confidence of 95% (U = 2Uc(y))	5.0dB
---	-------

Uncertainty of Radiated Emission Measurement (18000 MHz ~ 40000 MHz)

Measuring Uncertainty for a Level of Confidence of 95% (U = 2Uc(y))	5.0dB
---	-------

----- THE END -----



Appendix A. Conducted Test Results

A1. Conducted Test Results

Test Engineer:	Jiang Jun	Temperature:	21~25	°C
Test Date:	2023.2.19~2023.3.23	Relative Humidity:	51~54	%

TEST RESULTS DATA
6dB and 99% Occupied Bandwidth

2.4GHz Band Single Antenna								
Mod.	Data Rate	NTX	CH.	Freq. (MHz)	99% Occupied BW (MHz)	6dB BW (MHz)	6dB BW Limit (MHz)	Pass/Fail
					Ant10	Ant10		
11b	1Mbps	1	1	2412	13.54	8.08	0.50	Pass
11b	1Mbps	1	6	2437	13.74	8.08	0.50	Pass
11b	1Mbps	1	11	2462	13.74	8.08	0.50	Pass
11g	6Mbps	1	1	2412	16.98	15.32	0.50	Pass
11g	6Mbps	1	6	2437	17.13	15.24	0.50	Pass
11g	6Mbps	1	11	2462	17.13	15.70	0.50	Pass
HT20	MCS0	1	1	2412	18.13	15.12	0.50	Pass
HT20	MCS0	1	6	2437	18.23	16.14	0.50	Pass
HT20	MCS0	1	11	2462	18.18	15.10	0.50	Pass
HT40	MCS0	1	3	2422	36.16	35.08	0.50	Pass
HT40	MCS0	1	6	2437	36.26	35.72	0.50	Pass
HT40	MCS0	1	9	2452	36.26	35.20	0.50	Pass

TEST RESULTS DATA
Peak Output Power

2.4GHz Band Single Antenna										
Mod.	Data Rate	NTX	CH.	Freq. (MHz)	Peak Conduct ed Power (dBm)	Conduct ed Power Limit (dBm)	DG (dBi)	EIRP Power (dBm)	EIRP Power Limit (dBm)	Pass /Fail
					Ant10	Ant10	Ant10	Ant10	Ant10	
11b	1Mbps	1	1	2412	19.48	30.00	-0.77	18.71	36.00	Pass
11b	1Mbps	1	6	2437	19.39	30.00	-0.77	18.62	36.00	Pass
11b	1Mbps	1	11	2462	19.53	30.00	-0.77	18.76	36.00	Pass
11g	6Mbps	1	1	2412	20.43	30.00	-0.77	19.66	36.00	Pass
11g	6Mbps	1	6	2437	20.45	30.00	-0.77	19.68	36.00	Pass
11g	6Mbps	1	11	2462	20.54	30.00	-0.77	19.77	36.00	Pass
HT20	MCS0	1	1	2412	18.43	30.00	-0.77	17.66	36.00	Pass
HT20	MCS0	1	6	2437	18.45	30.00	-0.77	17.68	36.00	Pass
HT20	MCS0	1	11	2462	18.51	30.00	-0.77	17.74	36.00	Pass
HT40	MCS0	1	3	2422	18.63	30.00	-0.77	17.86	36.00	Pass
HT40	MCS0	1	6	2437	18.75	30.00	-0.77	17.98	36.00	Pass
HT40	MCS0	1	9	2452	17.31	30.00	-0.77	16.54	36.00	Pass

TEST RESULTS DATA
Average Output Power

2.4GHz Band Single Antenna						
Mod.	Data Rate	NTX	CH.	Freq. (MHz)	Duty Factor (dB)	Average Conducted Power with duty factor
					Ant10	Ant10
11b	1Mbps	1	1	2412	0.00	17.11
11b	1Mbps	1	6	2437	0.00	17.06
11b	1Mbps	1	11	2462	0.00	17.24
11g	6Mbps	1	1	2412	0.08	15.70
11g	6Mbps	1	6	2437	0.08	15.83
11g	6Mbps	1	11	2462	0.08	15.94
HT20	MCS0	1	1	2412	0.08	13.60
HT20	MCS0	1	6	2437	0.08	13.62
HT20	MCS0	1	11	2462	0.08	13.73
HT40	MCS0	1	3	2422	0.23	12.31
HT40	MCS0	1	6	2437	0.23	12.60
HT40	MCS0	1	9	2452	0.23	11.02

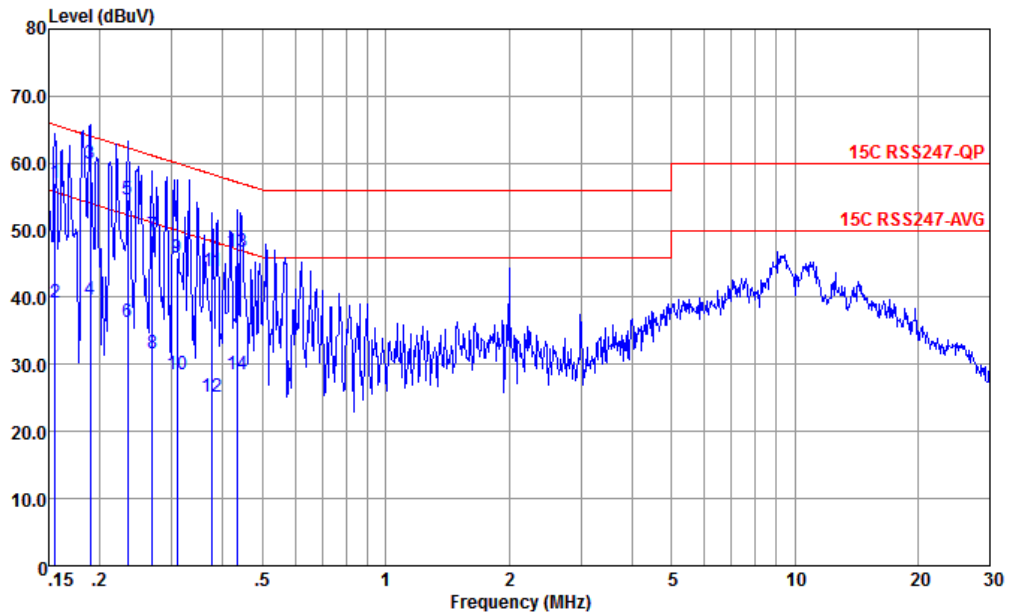
TEST RESULTS DATA
Peak Power Spectral Density

2.4GHz Band Single Antenna								
Mod.	Data Rate	NTX	CH.	Freq. (MHz)	Peak PSD (dBm/3kHz)	DG (dBi)	Peak PSD Limit (dBm/3kHz)	Pass/Fail
					Ant10	Ant10	Ant10	
11b	1Mbps	1	1	2412	-9.52	-0.77	8.00	Pass
11b	1Mbps	1	6	2437	-11.81	-0.77	8.00	Pass
11b	1Mbps	1	11	2462	-11.80	-0.77	8.00	Pass
11g	6Mbps	1	1	2412	-11.73	-0.77	8.00	Pass
11g	6Mbps	1	6	2437	-11.90	-0.77	8.00	Pass
11g	6Mbps	1	11	2462	-11.94	-0.77	8.00	Pass
HT20	MCS0	1	1	2412	-13.12	-0.77	8.00	Pass
HT20	MCS0	1	6	2437	-13.57	-0.77	8.00	Pass
HT20	MCS0	1	11	2462	-13.31	-0.77	8.00	Pass
HT40	MCS0	1	3	2422	-17.37	-0.77	8.00	Pass
HT40	MCS0	1	6	2437	-17.49	-0.77	8.00	Pass
HT40	MCS0	1	9	2452	-18.71	-0.77	8.00	Pass



Appendix B. AC Conducted Emission Test Results

Test Engineer :	Amos Zhang	Temperature :	25.3~26.2°C
		Relative Humidity :	38~40%
Test Voltage :	120Vac / 60Hz	Phase :	Line
Remark :	All emissions not reported here are more than 10 dB below the prescribed limit.		

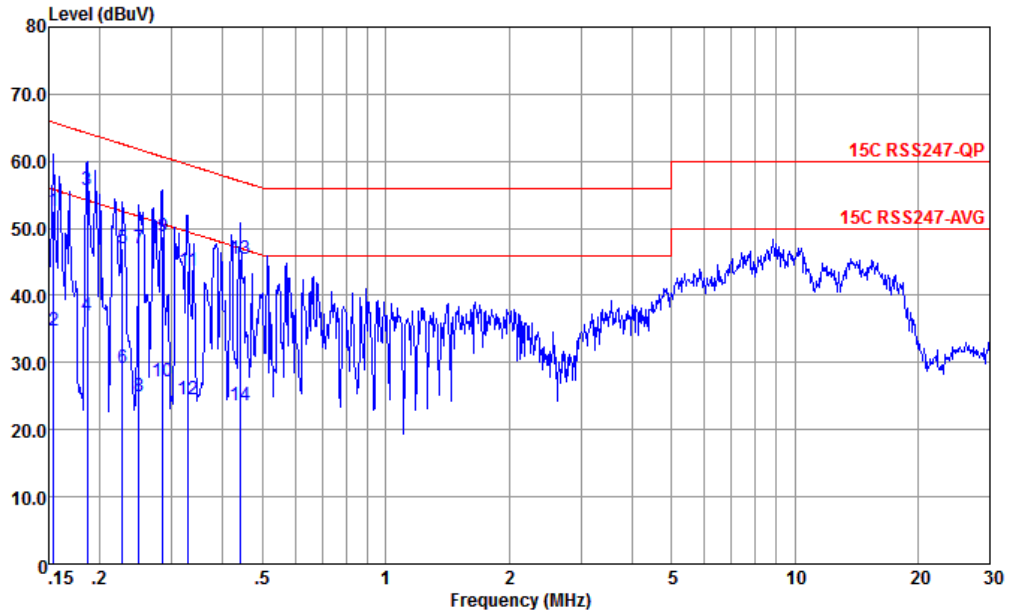


Site : CO01-KS
Condition : 15C RSS247-QP LISN-060105-LINE LINE

	Freq	Level	Over	Limit	Read	LISN	Cable	Remark
	MHz	dBuV	dB	dBuV	dBuV	dB	dB	
1	0.156	57.09	-8.60	65.69	46.60	0.06	10.43	QP
2	0.156	39.29	-16.40	55.69	28.80	0.06	10.43	Average
3 *	0.189	59.95	-4.11	64.06	49.50	0.03	10.42	QP
4	0.189	39.75	-14.31	54.06	29.30	0.03	10.42	Average
5	0.234	54.63	-7.67	62.30	44.20	0.04	10.39	QP
6	0.234	36.23	-16.07	52.30	25.80	0.04	10.39	Average
7	0.269	49.22	-11.94	61.16	38.80	0.05	10.37	QP
8	0.269	31.62	-19.54	51.16	21.20	0.05	10.37	Average
9	0.308	46.00	-14.02	60.02	35.61	0.05	10.34	QP
10	0.308	28.60	-21.42	50.02	18.21	0.05	10.34	Average
11	0.377	43.83	-14.51	58.34	33.50	0.02	10.31	QP
12	0.377	25.13	-23.21	48.34	14.80	0.02	10.31	Average
13	0.435	46.86	-10.29	57.15	36.60	-0.01	10.27	QP
14	0.435	28.46	-18.69	47.15	18.20	-0.01	10.27	Average



Test Engineer :	Amos Zhang	Temperature :	25.3~26.2°C
		Relative Humidity :	38~40%
Test Voltage :	120Vac / 60Hz	Phase :	Neutral
Remark :	All emissions not reported here are more than 10 dB below the prescribed limit.		



Site : CO01-KS
 Condition : 15C RSS247-QP LISN-060105-NEUTRAL NEUTRAL

	Freq	Level	Over	Limit	Read	LISN	Cable	Remark
	MHz	dBuV	Limit	Line	Level	Factor	Loss	
			dB	dBuV	dBuV	dB	dB	
1	0.154	52.66	-13.12	65.78	42.20	0.03	10.43	QP
2	0.154	34.76	-21.02	55.78	24.30	0.03	10.43	Average
3 *	0.186	55.67	-8.53	64.20	45.20	0.05	10.42	QP
4	0.186	37.07	-17.13	54.20	26.60	0.05	10.42	Average
5	0.227	47.02	-15.55	62.57	36.60	0.02	10.40	QP
6	0.227	29.22	-23.35	52.57	18.80	0.02	10.40	Average
7	0.249	46.98	-14.80	61.78	36.61	-0.01	10.38	QP
8	0.249	24.88	-26.90	51.78	14.51	-0.01	10.38	Average
9	0.285	48.82	-11.86	60.68	38.50	-0.04	10.36	QP
10	0.285	27.22	-23.46	50.68	16.90	-0.04	10.36	Average
11	0.329	43.78	-15.71	59.49	33.51	-0.06	10.33	QP
12	0.329	24.48	-25.01	49.49	14.21	-0.06	10.33	Average
13	0.440	45.39	-11.68	57.07	35.20	-0.07	10.26	QP
14	0.440	23.69	-23.38	47.07	13.50	-0.07	10.26	Average

Note:

- Level(dBμV) = Read Level(dBμV) + LISN Factor(dB) + Cable Loss(dB)
- Over Limit(dB) = Level(dBμV) – Limit Line(dBμV)



Appendix C. Radiated Spurious Emission Test Data

Test Engineer :	Carry Xu	Relative Humidity :	22 ~ 23 °C
		Temperature :	41 ~ 42 %

Radiated Spurious Emission Test Modes

Mode	Band (MHz)	Antenna	Modulation	Channel	Frequency	Data Rate	RU	Remark
Mode 1	2400-2483.5	10	802.11b	01	2412	1Mbps	-	-
Mode 2	2400-2483.5	10	802.11b	06	2437	1Mbps	-	-
Mode 3	2400-2483.5	10	802.11b	11	2462	1Mbps	-	-
Mode 4	2400-2483.5	10	802.11g	01	2412	6Mbps	-	-
Mode 5	2400-2483.5	10	802.11g	06	2437	6Mbps	-	-
Mode 6	2400-2483.5	10	802.11g	11	2462	6Mbps	-	-
Mode 7	2400-2483.5	10	802.11n HT20	01	2412	MCS0	-	-
Mode 8	2400-2483.5	10	802.11n HT20	06	2437	MCS0	-	-
Mode 9	2400-2483.5	10	802.11n HT20	11	2462	MCS0	-	-
Mode 10	2400-2483.5	10	802.11n HT40	03	2422	MCS0	-	-
Mode 11	2400-2483.5	10	802.11n HT40	06	2437	MCS0	-	-
Mode 12	2400-2483.5	10	802.11n HT40	09	2452	MCS0	-	-
Mode 13	2400-2483.5	10	802.11n HT40	03	2422	MCS0	-	LF
Mode 14	2400-2483.5	10	802.11n HT40	03	2422	MCS0	-	-
	Part 27F---LTE_B13_BW_5M							



Summary of each worse mode

Mode	Modulation	Ch.	Freq.	Level	Limit	Margin	Pol.	Peak	Result	Remark
1	802.11b	01	2389.69	44.69	54.00	-9.31	H	AVERAGE	Pass	Band Edge
	802.11b	01	4824.00	41.96	74.00	-32.04	V	PEAK	Pass	Harmonic
2	802.11b	06	-	-	-	-	-	-	-	Band Edge
	802.11b	06	7311.00	43.70	74.00	-30.30	H	PEAK	Pass	Harmonic
3	802.11b	11	2483.51	45.43	54.00	-8.57	H	AVERAGE	Pass	Band Edge
	802.11b	11	4924.00	45.57	74.00	-28.43	V	PEAK	Pass	Harmonic
4	802.11g	01	2389.95	47.69	54.00	-6.31	H	AVERAGE	Pass	Band Edge
	802.11g	01	4824.00	41.86	74.00	-32.14	H	PEAK	Pass	Harmonic
5	802.11g	06	-	-	-	-	-	-	-	Band Edge
	802.11g	06	7311.00	44.07	74.00	-29.93	V	PEAK	Pass	Harmonic
6	802.11g	11	2483.51	46.18	54.00	-7.82	H	AVERAGE	Pass	Band Edge
	802.11g	11	7386.00	44.63	74.00	-29.37	H	PEAK	Pass	Harmonic
7	802.11n HT20	01	2389.95	47.85	54.00	-6.15	H	AVERAGE	Pass	Band Edge
	802.11n HT20	01	7236.00	44.07	74.00	-29.93	V	PEAK	Pass	Harmonic
8	802.11n HT20	06	-	-	-	-	-	-	-	Band Edge
	802.11n HT20	06	7311.00	44.07	74.00	-29.93	V	PEAK	Pass	Harmonic
9	802.11n HT20	11	2483.51	46.11	54.00	-7.89	H	AVERAGE	Pass	Band Edge
	802.11n HT20	11	7386.00	44.16	74.00	-29.84	H	PEAK	Pass	Harmonic
10	802.11n HT40	03	2384.37	48.93	54.00	-5.07	H	AVERAGE	Pass	Band Edge
	802.11n HT40	03	7266.00	44.43	74.00	-29.57	V	PEAK	Pass	Harmonic
11	802.11n HT40	06	2483.62	47.26	54.00	-6.74	H	AVERAGE	Pass	Band Edge
	802.11n HT40	06	7311.00	45.04	74.00	-28.96	H	PEAK	Pass	Harmonic
12	802.11n HT40	09	2495.06	46.31	54.00	-7.69	H	AVERAGE	Pass	Band Edge
	802.11n HT40	09	7356.00	43.22	74.00	-30.78	V	PEAK	Pass	Harmonic
13	802.11n HT40	03	62.98	31.73	40.00	-8.27	V	PEAK	Pass	LF
14	802.11n HT40	03	2389.56	49.04	54.00	-4.96	H	AVERAGE	Pass	Band Edge
	802.11n HT40	03	7266.00	42.36	74.00	-31.64	H	PEAK	Pass	Harmonic



	1																																																																																			
Mode	Band Edge																																																																																			
	2400-2483.5_802.11b_CH01_2412MHz																																																																																			
ANT	10																																																																																			
Pol.	Horizontal	Fundamental																																																																																		
Peak	<table border="1"> <thead> <tr> <th>Limit</th> <th>Read</th> <th>Ant</th> <th>Cable</th> <th>Preamp</th> <th>Aux</th> <th>APos</th> <th>TPos</th> <th>Remark</th> </tr> <tr> <th>Freq</th> <th>Level</th> <th>Line Margin</th> <th>Level Factor</th> <th>Loss Factor</th> <th>Factor</th> <th></th> <th></th> <th></th> </tr> <tr> <th>MHz</th> <th>dBuV/m</th> <th>dBuV/m</th> <th>dB</th> <th>dBuV</th> <th>dB/m</th> <th>dB</th> <th>dB</th> <th>cm</th> <th>deg</th> </tr> </thead> <tbody> <tr> <td>1</td> <td>2337.43</td> <td>56.65</td> <td>74.00</td> <td>-17.35</td> <td>41.11</td> <td>31.86</td> <td>8.61</td> <td>30.93</td> <td>6.00</td> <td>100</td> <td>256</td> <td>PEAK</td> </tr> </tbody> </table>	Limit	Read	Ant	Cable	Preamp	Aux	APos	TPos	Remark	Freq	Level	Line Margin	Level Factor	Loss Factor	Factor				MHz	dBuV/m	dBuV/m	dB	dBuV	dB/m	dB	dB	cm	deg	1	2337.43	56.65	74.00	-17.35	41.11	31.86	8.61	30.93	6.00	100	256	PEAK	<table border="1"> <thead> <tr> <th>Limit</th> <th>Read</th> <th>Ant</th> <th>Cable</th> <th>Preamp</th> <th>Aux</th> <th>APos</th> <th>TPos</th> <th>Remark</th> </tr> <tr> <th>Freq</th> <th>Level</th> <th>Line Margin</th> <th>Level Factor</th> <th>Loss Factor</th> <th>Factor</th> <th></th> <th></th> <th></th> </tr> <tr> <th>MHz</th> <th>dBuV/m</th> <th>dBuV/m</th> <th>dB</th> <th>dBuV</th> <th>dB/m</th> <th>dB</th> <th>dB</th> <th>cm</th> <th>deg</th> </tr> </thead> <tbody> <tr> <td>1</td> <td>2412.00</td> <td>105.03</td> <td>-----</td> <td>-----</td> <td>89.02</td> <td>32.02</td> <td>8.84</td> <td>30.85</td> <td>6.00</td> <td>100</td> <td>256</td> <td>PEAK</td> </tr> </tbody> </table>	Limit	Read	Ant	Cable	Preamp	Aux	APos	TPos	Remark	Freq	Level	Line Margin	Level Factor	Loss Factor	Factor				MHz	dBuV/m	dBuV/m	dB	dBuV	dB/m	dB	dB	cm	deg	1	2412.00	105.03	-----	-----	89.02	32.02	8.84	30.85	6.00	100	256	PEAK
	Limit	Read	Ant	Cable	Preamp	Aux	APos	TPos	Remark																																																																											
Freq	Level	Line Margin	Level Factor	Loss Factor	Factor																																																																															
MHz	dBuV/m	dBuV/m	dB	dBuV	dB/m	dB	dB	cm	deg																																																																											
1	2337.43	56.65	74.00	-17.35	41.11	31.86	8.61	30.93	6.00	100	256	PEAK																																																																								
Limit	Read	Ant	Cable	Preamp	Aux	APos	TPos	Remark																																																																												
Freq	Level	Line Margin	Level Factor	Loss Factor	Factor																																																																															
MHz	dBuV/m	dBuV/m	dB	dBuV	dB/m	dB	dB	cm	deg																																																																											
1	2412.00	105.03	-----	-----	89.02	32.02	8.84	30.85	6.00	100	256	PEAK																																																																								
Avg	<table border="1"> <thead> <tr> <th>Limit</th> <th>Read</th> <th>Ant</th> <th>Cable</th> <th>Preamp</th> <th>Aux</th> <th>APos</th> <th>TPos</th> <th>Remark</th> </tr> <tr> <th>Freq</th> <th>Level</th> <th>Line Margin</th> <th>Level Factor</th> <th>Loss Factor</th> <th>Factor</th> <th></th> <th></th> <th></th> </tr> <tr> <th>MHz</th> <th>dBuV/m</th> <th>dBuV/m</th> <th>dB</th> <th>dBuV</th> <th>dB/m</th> <th>dB</th> <th>dB</th> <th>cm</th> <th>deg</th> </tr> </thead> <tbody> <tr> <td>1</td> <td>2389.69</td> <td>44.69</td> <td>54.00</td> <td>-9.31</td> <td>28.83</td> <td>31.98</td> <td>8.77</td> <td>30.89</td> <td>6.00</td> <td>100</td> <td>256</td> <td>AVERAGE</td> </tr> </tbody> </table>	Limit	Read	Ant	Cable	Preamp	Aux	APos	TPos	Remark	Freq	Level	Line Margin	Level Factor	Loss Factor	Factor				MHz	dBuV/m	dBuV/m	dB	dBuV	dB/m	dB	dB	cm	deg	1	2389.69	44.69	54.00	-9.31	28.83	31.98	8.77	30.89	6.00	100	256	AVERAGE	<table border="1"> <thead> <tr> <th>Limit</th> <th>Read</th> <th>Ant</th> <th>Cable</th> <th>Preamp</th> <th>Aux</th> <th>APos</th> <th>TPos</th> <th>Remark</th> </tr> <tr> <th>Freq</th> <th>Level</th> <th>Line Margin</th> <th>Level Factor</th> <th>Loss Factor</th> <th>Factor</th> <th></th> <th></th> <th></th> </tr> <tr> <th>MHz</th> <th>dBuV/m</th> <th>dBuV/m</th> <th>dB</th> <th>dBuV</th> <th>dB/m</th> <th>dB</th> <th>dB</th> <th>cm</th> <th>deg</th> </tr> </thead> <tbody> <tr> <td>1</td> <td>2412.00</td> <td>100.46</td> <td>-----</td> <td>-----</td> <td>84.45</td> <td>32.02</td> <td>8.84</td> <td>30.85</td> <td>6.00</td> <td>100</td> <td>256</td> <td>AVERAGE</td> </tr> </tbody> </table>	Limit	Read	Ant	Cable	Preamp	Aux	APos	TPos	Remark	Freq	Level	Line Margin	Level Factor	Loss Factor	Factor				MHz	dBuV/m	dBuV/m	dB	dBuV	dB/m	dB	dB	cm	deg	1	2412.00	100.46	-----	-----	84.45	32.02	8.84	30.85	6.00	100	256	AVERAGE
	Limit	Read	Ant	Cable	Preamp	Aux	APos	TPos	Remark																																																																											
Freq	Level	Line Margin	Level Factor	Loss Factor	Factor																																																																															
MHz	dBuV/m	dBuV/m	dB	dBuV	dB/m	dB	dB	cm	deg																																																																											
1	2389.69	44.69	54.00	-9.31	28.83	31.98	8.77	30.89	6.00	100	256	AVERAGE																																																																								
Limit	Read	Ant	Cable	Preamp	Aux	APos	TPos	Remark																																																																												
Freq	Level	Line Margin	Level Factor	Loss Factor	Factor																																																																															
MHz	dBuV/m	dBuV/m	dB	dBuV	dB/m	dB	dB	cm	deg																																																																											
1	2412.00	100.46	-----	-----	84.45	32.02	8.84	30.85	6.00	100	256	AVERAGE																																																																								



	1																																																																																			
Mode	Band Edge																																																																																			
	2400-2483.5_802.11b_CH01_2412MHz																																																																																			
ANT	10																																																																																			
Pol.	Vertical	Fundamental																																																																																		
Peak	<table border="1"> <thead> <tr> <th>Limit</th> <th>Read</th> <th>Ant</th> <th>Cable</th> <th>Preamp</th> <th>Aux</th> <th>APos</th> <th>TPos</th> <th>Remark</th> </tr> <tr> <th>Freq</th> <th>Level</th> <th>Line Margin</th> <th>Level Factor</th> <th>Loss Factor</th> <th>Factor</th> <th>Factor</th> <th>Factor</th> <th></th> </tr> <tr> <th>MHz</th> <th>dBuV/m</th> <th>dBuV/m</th> <th>dB</th> <th>dBuV</th> <th>dB/m</th> <th>dB</th> <th>dB</th> <th>cm</th> <th>deg</th> </tr> </thead> <tbody> <tr> <td>1</td> <td>2315.33</td> <td>57.10</td> <td>74.00</td> <td>-16.90</td> <td>41.69</td> <td>31.81</td> <td>8.55</td> <td>30.95</td> <td>6.00</td> <td>362</td> <td>273</td> <td>PEAK</td> </tr> </tbody> </table>	Limit	Read	Ant	Cable	Preamp	Aux	APos	TPos	Remark	Freq	Level	Line Margin	Level Factor	Loss Factor	Factor	Factor	Factor		MHz	dBuV/m	dBuV/m	dB	dBuV	dB/m	dB	dB	cm	deg	1	2315.33	57.10	74.00	-16.90	41.69	31.81	8.55	30.95	6.00	362	273	PEAK	<table border="1"> <thead> <tr> <th>Limit</th> <th>Read</th> <th>Ant</th> <th>Cable</th> <th>Preamp</th> <th>Aux</th> <th>APos</th> <th>TPos</th> <th>Remark</th> </tr> <tr> <th>Freq</th> <th>Level</th> <th>Line Margin</th> <th>Level Factor</th> <th>Loss Factor</th> <th>Factor</th> <th>Factor</th> <th>Factor</th> <th></th> </tr> <tr> <th>MHz</th> <th>dBuV/m</th> <th>dBuV/m</th> <th>dB</th> <th>dBuV</th> <th>dB/m</th> <th>dB</th> <th>dB</th> <th>cm</th> <th>deg</th> </tr> </thead> <tbody> <tr> <td>1</td> <td>2412.00</td> <td>103.51</td> <td>-----</td> <td>-----</td> <td>87.49</td> <td>32.02</td> <td>8.84</td> <td>30.84</td> <td>6.00</td> <td>362</td> <td>273</td> <td>PEAK</td> </tr> </tbody> </table>	Limit	Read	Ant	Cable	Preamp	Aux	APos	TPos	Remark	Freq	Level	Line Margin	Level Factor	Loss Factor	Factor	Factor	Factor		MHz	dBuV/m	dBuV/m	dB	dBuV	dB/m	dB	dB	cm	deg	1	2412.00	103.51	-----	-----	87.49	32.02	8.84	30.84	6.00	362	273	PEAK
	Limit	Read	Ant	Cable	Preamp	Aux	APos	TPos	Remark																																																																											
Freq	Level	Line Margin	Level Factor	Loss Factor	Factor	Factor	Factor																																																																													
MHz	dBuV/m	dBuV/m	dB	dBuV	dB/m	dB	dB	cm	deg																																																																											
1	2315.33	57.10	74.00	-16.90	41.69	31.81	8.55	30.95	6.00	362	273	PEAK																																																																								
Limit	Read	Ant	Cable	Preamp	Aux	APos	TPos	Remark																																																																												
Freq	Level	Line Margin	Level Factor	Loss Factor	Factor	Factor	Factor																																																																													
MHz	dBuV/m	dBuV/m	dB	dBuV	dB/m	dB	dB	cm	deg																																																																											
1	2412.00	103.51	-----	-----	87.49	32.02	8.84	30.84	6.00	362	273	PEAK																																																																								
Avg	<table border="1"> <thead> <tr> <th>Limit</th> <th>Read</th> <th>Ant</th> <th>Cable</th> <th>Preamp</th> <th>Aux</th> <th>APos</th> <th>TPos</th> <th>Remark</th> </tr> <tr> <th>Freq</th> <th>Level</th> <th>Line Margin</th> <th>Level Factor</th> <th>Loss Factor</th> <th>Factor</th> <th>Factor</th> <th>Factor</th> <th></th> </tr> <tr> <th>MHz</th> <th>dBuV/m</th> <th>dBuV/m</th> <th>dB</th> <th>dBuV</th> <th>dB/m</th> <th>dB</th> <th>dB</th> <th>cm</th> <th>deg</th> </tr> </thead> <tbody> <tr> <td>1</td> <td>2381.89</td> <td>44.38</td> <td>54.00</td> <td>-9.62</td> <td>28.56</td> <td>31.96</td> <td>8.75</td> <td>30.89</td> <td>6.00</td> <td>362</td> <td>273</td> <td>AVERAGE</td> </tr> </tbody> </table>	Limit	Read	Ant	Cable	Preamp	Aux	APos	TPos	Remark	Freq	Level	Line Margin	Level Factor	Loss Factor	Factor	Factor	Factor		MHz	dBuV/m	dBuV/m	dB	dBuV	dB/m	dB	dB	cm	deg	1	2381.89	44.38	54.00	-9.62	28.56	31.96	8.75	30.89	6.00	362	273	AVERAGE	<table border="1"> <thead> <tr> <th>Limit</th> <th>Read</th> <th>Ant</th> <th>Cable</th> <th>Preamp</th> <th>Aux</th> <th>APos</th> <th>TPos</th> <th>Remark</th> </tr> <tr> <th>Freq</th> <th>Level</th> <th>Line Margin</th> <th>Level Factor</th> <th>Loss Factor</th> <th>Factor</th> <th>Factor</th> <th>Factor</th> <th></th> </tr> <tr> <th>MHz</th> <th>dBuV/m</th> <th>dBuV/m</th> <th>dB</th> <th>dBuV</th> <th>dB/m</th> <th>dB</th> <th>dB</th> <th>cm</th> <th>deg</th> </tr> </thead> <tbody> <tr> <td>1</td> <td>2412.00</td> <td>99.10</td> <td>-----</td> <td>-----</td> <td>83.09</td> <td>32.02</td> <td>8.84</td> <td>30.85</td> <td>6.00</td> <td>362</td> <td>273</td> <td>AVERAGE</td> </tr> </tbody> </table>	Limit	Read	Ant	Cable	Preamp	Aux	APos	TPos	Remark	Freq	Level	Line Margin	Level Factor	Loss Factor	Factor	Factor	Factor		MHz	dBuV/m	dBuV/m	dB	dBuV	dB/m	dB	dB	cm	deg	1	2412.00	99.10	-----	-----	83.09	32.02	8.84	30.85	6.00	362	273	AVERAGE
	Limit	Read	Ant	Cable	Preamp	Aux	APos	TPos	Remark																																																																											
Freq	Level	Line Margin	Level Factor	Loss Factor	Factor	Factor	Factor																																																																													
MHz	dBuV/m	dBuV/m	dB	dBuV	dB/m	dB	dB	cm	deg																																																																											
1	2381.89	44.38	54.00	-9.62	28.56	31.96	8.75	30.89	6.00	362	273	AVERAGE																																																																								
Limit	Read	Ant	Cable	Preamp	Aux	APos	TPos	Remark																																																																												
Freq	Level	Line Margin	Level Factor	Loss Factor	Factor	Factor	Factor																																																																													
MHz	dBuV/m	dBuV/m	dB	dBuV	dB/m	dB	dB	cm	deg																																																																											
1	2412.00	99.10	-----	-----	83.09	32.02	8.84	30.85	6.00	362	273	AVERAGE																																																																								



Mode	1																																																																																			
	Harmonic																																																																																			
	2400-2483.5_802.11b_CH01_2412MHz																																																																																			
ANT	10																																																																																			
Pol.	Horizontal	Vertical																																																																																		
Peak Avg	<table border="1"> <thead> <tr> <th>Limit</th> <th>Read</th> <th>Ant</th> <th>Cable</th> <th>Preamp</th> <th>Aux</th> <th>APos</th> <th>TPos</th> <th>Remark</th> </tr> <tr> <th>Freq</th> <th>Level</th> <th>Line Margin</th> <th>Level Factor</th> <th>Loss Factor</th> <th>Factor</th> <th></th> <th></th> <th></th> </tr> <tr> <th>MHz</th> <th>dBuV/m</th> <th>dBuV/m</th> <th>dB</th> <th>dBuV</th> <th>dB/m</th> <th>dB</th> <th>dB</th> <th>cm</th> <th>deg</th> </tr> </thead> <tbody> <tr> <td>1</td> <td>48.24</td> <td>40.54</td> <td>74.00</td> <td>-33.46</td> <td>58.94</td> <td>34.55</td> <td>12.48</td> <td>65.43</td> <td>0.00</td> <td>300</td> <td>360</td> <td>PEAK</td> </tr> </tbody> </table>	Limit	Read	Ant	Cable	Preamp	Aux	APos	TPos	Remark	Freq	Level	Line Margin	Level Factor	Loss Factor	Factor				MHz	dBuV/m	dBuV/m	dB	dBuV	dB/m	dB	dB	cm	deg	1	48.24	40.54	74.00	-33.46	58.94	34.55	12.48	65.43	0.00	300	360	PEAK	<table border="1"> <thead> <tr> <th>Limit</th> <th>Read</th> <th>Ant</th> <th>Cable</th> <th>Preamp</th> <th>Aux</th> <th>APos</th> <th>TPos</th> <th>Remark</th> </tr> <tr> <th>Freq</th> <th>Level</th> <th>Line Margin</th> <th>Level Factor</th> <th>Loss Factor</th> <th>Factor</th> <th></th> <th></th> <th></th> </tr> <tr> <th>MHz</th> <th>dBuV/m</th> <th>dBuV/m</th> <th>dB</th> <th>dBuV</th> <th>dB/m</th> <th>dB</th> <th>dB</th> <th>cm</th> <th>deg</th> </tr> </thead> <tbody> <tr> <td>1</td> <td>48.24</td> <td>41.96</td> <td>74.00</td> <td>-32.04</td> <td>60.36</td> <td>34.55</td> <td>12.48</td> <td>65.43</td> <td>0.00</td> <td>100</td> <td>360</td> <td>PEAK</td> </tr> </tbody> </table>	Limit	Read	Ant	Cable	Preamp	Aux	APos	TPos	Remark	Freq	Level	Line Margin	Level Factor	Loss Factor	Factor				MHz	dBuV/m	dBuV/m	dB	dBuV	dB/m	dB	dB	cm	deg	1	48.24	41.96	74.00	-32.04	60.36	34.55	12.48	65.43	0.00	100	360	PEAK
	Limit	Read	Ant	Cable	Preamp	Aux	APos	TPos	Remark																																																																											
Freq	Level	Line Margin	Level Factor	Loss Factor	Factor																																																																															
MHz	dBuV/m	dBuV/m	dB	dBuV	dB/m	dB	dB	cm	deg																																																																											
1	48.24	40.54	74.00	-33.46	58.94	34.55	12.48	65.43	0.00	300	360	PEAK																																																																								
Limit	Read	Ant	Cable	Preamp	Aux	APos	TPos	Remark																																																																												
Freq	Level	Line Margin	Level Factor	Loss Factor	Factor																																																																															
MHz	dBuV/m	dBuV/m	dB	dBuV	dB/m	dB	dB	cm	deg																																																																											
1	48.24	41.96	74.00	-32.04	60.36	34.55	12.48	65.43	0.00	100	360	PEAK																																																																								



Mode	2																																																																																																													
	Harmonic																																																																																																													
	2400-2483.5_802.11b_CH06_2437MHz																																																																																																													
ANT	10																																																																																																													
Pol.	Horizontal	Vertical																																																																																																												
Peak Avg	<table border="1"> <thead> <tr> <th>Limit</th> <th>Read</th> <th>Ant</th> <th>Cable</th> <th>Preamp</th> <th>Aux</th> <th>APos</th> <th>TPos</th> <th>Remark</th> </tr> <tr> <th>Freq</th> <th>Level</th> <th>Line Margin</th> <th>Level Factor</th> <th>Loss Factor</th> <th>Loss Factor</th> <th>Factor</th> <th></th> <th></th> </tr> <tr> <th>MHz</th> <th>dBuV/m</th> <th>dBuV/m</th> <th>dB</th> <th>dBuV</th> <th>dB/m</th> <th>dB</th> <th>dB</th> <th>cm</th> <th>deg</th> </tr> </thead> <tbody> <tr> <td>1</td> <td>4874.00</td> <td>40.62</td> <td>74.00</td> <td>-33.38</td> <td>59.13</td> <td>34.64</td> <td>12.29</td> <td>65.44</td> <td>0.00</td> <td>100</td> <td>0</td> <td>PEAK</td> </tr> <tr> <td>2</td> <td>7311.00</td> <td>43.70</td> <td>74.00</td> <td>-30.30</td> <td>57.66</td> <td>36.56</td> <td>14.73</td> <td>65.25</td> <td>0.00</td> <td>100</td> <td>0</td> <td>PEAK</td> </tr> </tbody> </table>	Limit	Read	Ant	Cable	Preamp	Aux	APos	TPos	Remark	Freq	Level	Line Margin	Level Factor	Loss Factor	Loss Factor	Factor			MHz	dBuV/m	dBuV/m	dB	dBuV	dB/m	dB	dB	cm	deg	1	4874.00	40.62	74.00	-33.38	59.13	34.64	12.29	65.44	0.00	100	0	PEAK	2	7311.00	43.70	74.00	-30.30	57.66	36.56	14.73	65.25	0.00	100	0	PEAK	<table border="1"> <thead> <tr> <th>Limit</th> <th>Read</th> <th>Ant</th> <th>Cable</th> <th>Preamp</th> <th>Aux</th> <th>APos</th> <th>TPos</th> <th>Remark</th> </tr> <tr> <th>Freq</th> <th>Level</th> <th>Line Margin</th> <th>Level Factor</th> <th>Loss Factor</th> <th>Loss Factor</th> <th>Factor</th> <th></th> <th></th> </tr> <tr> <th>MHz</th> <th>dBuV/m</th> <th>dBuV/m</th> <th>dB</th> <th>dBuV</th> <th>dB/m</th> <th>dB</th> <th>dB</th> <th>cm</th> <th>deg</th> </tr> </thead> <tbody> <tr> <td>1</td> <td>4874.00</td> <td>42.87</td> <td>74.00</td> <td>-31.13</td> <td>61.38</td> <td>34.64</td> <td>12.29</td> <td>65.44</td> <td>0.00</td> <td>100</td> <td>360</td> <td>PEAK</td> </tr> <tr> <td>2</td> <td>7311.00</td> <td>43.18</td> <td>74.00</td> <td>-30.82</td> <td>57.14</td> <td>36.56</td> <td>14.73</td> <td>65.25</td> <td>0.00</td> <td>100</td> <td>360</td> <td>PEAK</td> </tr> </tbody> </table>	Limit	Read	Ant	Cable	Preamp	Aux	APos	TPos	Remark	Freq	Level	Line Margin	Level Factor	Loss Factor	Loss Factor	Factor			MHz	dBuV/m	dBuV/m	dB	dBuV	dB/m	dB	dB	cm	deg	1	4874.00	42.87	74.00	-31.13	61.38	34.64	12.29	65.44	0.00	100	360	PEAK	2	7311.00	43.18	74.00	-30.82	57.14	36.56	14.73	65.25	0.00	100	360	PEAK
Limit	Read	Ant	Cable	Preamp	Aux	APos	TPos	Remark																																																																																																						
Freq	Level	Line Margin	Level Factor	Loss Factor	Loss Factor	Factor																																																																																																								
MHz	dBuV/m	dBuV/m	dB	dBuV	dB/m	dB	dB	cm	deg																																																																																																					
1	4874.00	40.62	74.00	-33.38	59.13	34.64	12.29	65.44	0.00	100	0	PEAK																																																																																																		
2	7311.00	43.70	74.00	-30.30	57.66	36.56	14.73	65.25	0.00	100	0	PEAK																																																																																																		
Limit	Read	Ant	Cable	Preamp	Aux	APos	TPos	Remark																																																																																																						
Freq	Level	Line Margin	Level Factor	Loss Factor	Loss Factor	Factor																																																																																																								
MHz	dBuV/m	dBuV/m	dB	dBuV	dB/m	dB	dB	cm	deg																																																																																																					
1	4874.00	42.87	74.00	-31.13	61.38	34.64	12.29	65.44	0.00	100	360	PEAK																																																																																																		
2	7311.00	43.18	74.00	-30.82	57.14	36.56	14.73	65.25	0.00	100	360	PEAK																																																																																																		



Mode	3																																																																																			
	Band Edge																																																																																			
	2400-2483.5_802.11b_CH11_2462MHz																																																																																			
ANT	10																																																																																			
Pol.	Horizontal	Fundamental																																																																																		
Peak	<table border="1"> <thead> <tr> <th>Limit</th> <th>Read</th> <th>Ant</th> <th>Cable</th> <th>Preamp</th> <th>Aux</th> <th>APos</th> <th>TPos</th> <th>Remark</th> </tr> <tr> <th>Freq</th> <th>Level</th> <th>Line Margin</th> <th>Level Factor</th> <th>Loss Factor</th> <th>Factor</th> <th>Factor</th> <th>Factor</th> <th></th> </tr> <tr> <th>MHz</th> <th>dBuV/m</th> <th>dBuV/m</th> <th>dB</th> <th>dBuV</th> <th>dB/m</th> <th>dB</th> <th>dB</th> <th>cm</th> <th>deg</th> </tr> </thead> <tbody> <tr> <td>1</td> <td>2490.08</td> <td>57.93</td> <td>74.00</td> <td>-16.07</td> <td>41.35</td> <td>32.14</td> <td>9.07</td> <td>30.63</td> <td>6.00</td> <td>118</td> <td>208</td> <td>PEAK</td> </tr> </tbody> </table>	Limit	Read	Ant	Cable	Preamp	Aux	APos	TPos	Remark	Freq	Level	Line Margin	Level Factor	Loss Factor	Factor	Factor	Factor		MHz	dBuV/m	dBuV/m	dB	dBuV	dB/m	dB	dB	cm	deg	1	2490.08	57.93	74.00	-16.07	41.35	32.14	9.07	30.63	6.00	118	208	PEAK	<table border="1"> <thead> <tr> <th>Limit</th> <th>Read</th> <th>Ant</th> <th>Cable</th> <th>Preamp</th> <th>Aux</th> <th>APos</th> <th>TPos</th> <th>Remark</th> </tr> <tr> <th>Freq</th> <th>Level</th> <th>Line Margin</th> <th>Level Factor</th> <th>Loss Factor</th> <th>Factor</th> <th>Factor</th> <th>Factor</th> <th></th> </tr> <tr> <th>MHz</th> <th>dBuV/m</th> <th>dBuV/m</th> <th>dB</th> <th>dBuV</th> <th>dB/m</th> <th>dB</th> <th>dB</th> <th>cm</th> <th>deg</th> </tr> </thead> <tbody> <tr> <td>1</td> <td>2462.00</td> <td>104.98</td> <td>-----</td> <td>-----</td> <td>88.61</td> <td>32.09</td> <td>8.99</td> <td>30.71</td> <td>6.00</td> <td>118</td> <td>208</td> <td>PEAK</td> </tr> </tbody> </table>	Limit	Read	Ant	Cable	Preamp	Aux	APos	TPos	Remark	Freq	Level	Line Margin	Level Factor	Loss Factor	Factor	Factor	Factor		MHz	dBuV/m	dBuV/m	dB	dBuV	dB/m	dB	dB	cm	deg	1	2462.00	104.98	-----	-----	88.61	32.09	8.99	30.71	6.00	118	208	PEAK
	Limit	Read	Ant	Cable	Preamp	Aux	APos	TPos	Remark																																																																											
Freq	Level	Line Margin	Level Factor	Loss Factor	Factor	Factor	Factor																																																																													
MHz	dBuV/m	dBuV/m	dB	dBuV	dB/m	dB	dB	cm	deg																																																																											
1	2490.08	57.93	74.00	-16.07	41.35	32.14	9.07	30.63	6.00	118	208	PEAK																																																																								
Limit	Read	Ant	Cable	Preamp	Aux	APos	TPos	Remark																																																																												
Freq	Level	Line Margin	Level Factor	Loss Factor	Factor	Factor	Factor																																																																													
MHz	dBuV/m	dBuV/m	dB	dBuV	dB/m	dB	dB	cm	deg																																																																											
1	2462.00	104.98	-----	-----	88.61	32.09	8.99	30.71	6.00	118	208	PEAK																																																																								
Avg	<table border="1"> <thead> <tr> <th>Limit</th> <th>Read</th> <th>Ant</th> <th>Cable</th> <th>Preamp</th> <th>Aux</th> <th>APos</th> <th>TPos</th> <th>Remark</th> </tr> <tr> <th>Freq</th> <th>Level</th> <th>Line Margin</th> <th>Level Factor</th> <th>Loss Factor</th> <th>Factor</th> <th>Factor</th> <th>Factor</th> <th></th> </tr> <tr> <th>MHz</th> <th>dBuV/m</th> <th>dBuV/m</th> <th>dB</th> <th>dBuV</th> <th>dB/m</th> <th>dB</th> <th>dB</th> <th>cm</th> <th>deg</th> </tr> </thead> <tbody> <tr> <td>1</td> <td>2483.51</td> <td>45.43</td> <td>54.00</td> <td>-8.57</td> <td>28.90</td> <td>32.13</td> <td>9.05</td> <td>30.65</td> <td>6.00</td> <td>118</td> <td>208</td> <td>AVERAGE</td> </tr> </tbody> </table>	Limit	Read	Ant	Cable	Preamp	Aux	APos	TPos	Remark	Freq	Level	Line Margin	Level Factor	Loss Factor	Factor	Factor	Factor		MHz	dBuV/m	dBuV/m	dB	dBuV	dB/m	dB	dB	cm	deg	1	2483.51	45.43	54.00	-8.57	28.90	32.13	9.05	30.65	6.00	118	208	AVERAGE	<table border="1"> <thead> <tr> <th>Limit</th> <th>Read</th> <th>Ant</th> <th>Cable</th> <th>Preamp</th> <th>Aux</th> <th>APos</th> <th>TPos</th> <th>Remark</th> </tr> <tr> <th>Freq</th> <th>Level</th> <th>Line Margin</th> <th>Level Factor</th> <th>Loss Factor</th> <th>Factor</th> <th>Factor</th> <th>Factor</th> <th></th> </tr> <tr> <th>MHz</th> <th>dBuV/m</th> <th>dBuV/m</th> <th>dB</th> <th>dBuV</th> <th>dB/m</th> <th>dB</th> <th>dB</th> <th>cm</th> <th>deg</th> </tr> </thead> <tbody> <tr> <td>1</td> <td>2462.00</td> <td>100.36</td> <td>-----</td> <td>-----</td> <td>83.99</td> <td>32.09</td> <td>8.99</td> <td>30.71</td> <td>6.00</td> <td>118</td> <td>208</td> <td>AVERAGE</td> </tr> </tbody> </table>	Limit	Read	Ant	Cable	Preamp	Aux	APos	TPos	Remark	Freq	Level	Line Margin	Level Factor	Loss Factor	Factor	Factor	Factor		MHz	dBuV/m	dBuV/m	dB	dBuV	dB/m	dB	dB	cm	deg	1	2462.00	100.36	-----	-----	83.99	32.09	8.99	30.71	6.00	118	208	AVERAGE
Limit	Read	Ant	Cable	Preamp	Aux	APos	TPos	Remark																																																																												
Freq	Level	Line Margin	Level Factor	Loss Factor	Factor	Factor	Factor																																																																													
MHz	dBuV/m	dBuV/m	dB	dBuV	dB/m	dB	dB	cm	deg																																																																											
1	2483.51	45.43	54.00	-8.57	28.90	32.13	9.05	30.65	6.00	118	208	AVERAGE																																																																								
Limit	Read	Ant	Cable	Preamp	Aux	APos	TPos	Remark																																																																												
Freq	Level	Line Margin	Level Factor	Loss Factor	Factor	Factor	Factor																																																																													
MHz	dBuV/m	dBuV/m	dB	dBuV	dB/m	dB	dB	cm	deg																																																																											
1	2462.00	100.36	-----	-----	83.99	32.09	8.99	30.71	6.00	118	208	AVERAGE																																																																								



Mode	3																																																																																			
	Band Edge																																																																																			
	2400-2483.5_802.11b_CH11_2462MHz																																																																																			
ANT	10																																																																																			
Pol.	Vertical	Fundamental																																																																																		
Peak	<table border="1"> <thead> <tr> <th>Limit</th> <th>Read</th> <th>Ant</th> <th>Cable</th> <th>Preamp</th> <th>Aux</th> <th>APos</th> <th>TPos</th> <th>Remark</th> </tr> <tr> <th>Freq</th> <th>Level</th> <th>Line Margin</th> <th>Level Factor</th> <th>Loss Factor</th> <th>Factor</th> <th>Factor</th> <th>Factor</th> <th></th> </tr> <tr> <th>MHz</th> <th>dBuV/m</th> <th>dBuV/m</th> <th>dB</th> <th>dBuV</th> <th>dB/m</th> <th>dB</th> <th>dB</th> <th>cm</th> <th>deg</th> </tr> </thead> <tbody> <tr> <td>1</td> <td>2491.11</td> <td>57.64</td> <td>74.00</td> <td>-16.36</td> <td>41.05</td> <td>32.14</td> <td>9.07</td> <td>30.62</td> <td>6.00</td> <td>393</td> <td>276</td> <td>PEAK</td> </tr> </tbody> </table>	Limit	Read	Ant	Cable	Preamp	Aux	APos	TPos	Remark	Freq	Level	Line Margin	Level Factor	Loss Factor	Factor	Factor	Factor		MHz	dBuV/m	dBuV/m	dB	dBuV	dB/m	dB	dB	cm	deg	1	2491.11	57.64	74.00	-16.36	41.05	32.14	9.07	30.62	6.00	393	276	PEAK	<table border="1"> <thead> <tr> <th>Limit</th> <th>Read</th> <th>Ant</th> <th>Cable</th> <th>Preamp</th> <th>Aux</th> <th>APos</th> <th>TPos</th> <th>Remark</th> </tr> <tr> <th>Freq</th> <th>Level</th> <th>Line Margin</th> <th>Level Factor</th> <th>Loss Factor</th> <th>Factor</th> <th>Factor</th> <th>Factor</th> <th></th> </tr> <tr> <th>MHz</th> <th>dBuV/m</th> <th>dBuV/m</th> <th>dB</th> <th>dBuV</th> <th>dB/m</th> <th>dB</th> <th>dB</th> <th>cm</th> <th>deg</th> </tr> </thead> <tbody> <tr> <td>1</td> <td>2462.00</td> <td>103.21</td> <td>-----</td> <td>-----</td> <td>86.84</td> <td>32.09</td> <td>8.99</td> <td>30.71</td> <td>6.00</td> <td>393</td> <td>276</td> <td>PEAK</td> </tr> </tbody> </table>	Limit	Read	Ant	Cable	Preamp	Aux	APos	TPos	Remark	Freq	Level	Line Margin	Level Factor	Loss Factor	Factor	Factor	Factor		MHz	dBuV/m	dBuV/m	dB	dBuV	dB/m	dB	dB	cm	deg	1	2462.00	103.21	-----	-----	86.84	32.09	8.99	30.71	6.00	393	276	PEAK
	Limit	Read	Ant	Cable	Preamp	Aux	APos	TPos	Remark																																																																											
Freq	Level	Line Margin	Level Factor	Loss Factor	Factor	Factor	Factor																																																																													
MHz	dBuV/m	dBuV/m	dB	dBuV	dB/m	dB	dB	cm	deg																																																																											
1	2491.11	57.64	74.00	-16.36	41.05	32.14	9.07	30.62	6.00	393	276	PEAK																																																																								
Limit	Read	Ant	Cable	Preamp	Aux	APos	TPos	Remark																																																																												
Freq	Level	Line Margin	Level Factor	Loss Factor	Factor	Factor	Factor																																																																													
MHz	dBuV/m	dBuV/m	dB	dBuV	dB/m	dB	dB	cm	deg																																																																											
1	2462.00	103.21	-----	-----	86.84	32.09	8.99	30.71	6.00	393	276	PEAK																																																																								
Avg	<table border="1"> <thead> <tr> <th>Limit</th> <th>Read</th> <th>Ant</th> <th>Cable</th> <th>Preamp</th> <th>Aux</th> <th>APos</th> <th>TPos</th> <th>Remark</th> </tr> <tr> <th>Freq</th> <th>Level</th> <th>Line Margin</th> <th>Level Factor</th> <th>Loss Factor</th> <th>Factor</th> <th>Factor</th> <th>Factor</th> <th></th> </tr> <tr> <th>MHz</th> <th>dBuV/m</th> <th>dBuV/m</th> <th>dB</th> <th>dBuV</th> <th>dB/m</th> <th>dB</th> <th>dB</th> <th>cm</th> <th>deg</th> </tr> </thead> <tbody> <tr> <td>1</td> <td>2496.39</td> <td>45.20</td> <td>54.00</td> <td>-8.80</td> <td>28.58</td> <td>32.14</td> <td>9.09</td> <td>30.61</td> <td>6.00</td> <td>393</td> <td>276</td> <td>AVERAGE</td> </tr> </tbody> </table>	Limit	Read	Ant	Cable	Preamp	Aux	APos	TPos	Remark	Freq	Level	Line Margin	Level Factor	Loss Factor	Factor	Factor	Factor		MHz	dBuV/m	dBuV/m	dB	dBuV	dB/m	dB	dB	cm	deg	1	2496.39	45.20	54.00	-8.80	28.58	32.14	9.09	30.61	6.00	393	276	AVERAGE	<table border="1"> <thead> <tr> <th>Limit</th> <th>Read</th> <th>Ant</th> <th>Cable</th> <th>Preamp</th> <th>Aux</th> <th>APos</th> <th>TPos</th> <th>Remark</th> </tr> <tr> <th>Freq</th> <th>Level</th> <th>Line Margin</th> <th>Level Factor</th> <th>Loss Factor</th> <th>Factor</th> <th>Factor</th> <th>Factor</th> <th></th> </tr> <tr> <th>MHz</th> <th>dBuV/m</th> <th>dBuV/m</th> <th>dB</th> <th>dBuV</th> <th>dB/m</th> <th>dB</th> <th>dB</th> <th>cm</th> <th>deg</th> </tr> </thead> <tbody> <tr> <td>1</td> <td>2462.00</td> <td>98.59</td> <td>-----</td> <td>-----</td> <td>82.22</td> <td>32.09</td> <td>8.99</td> <td>30.71</td> <td>6.00</td> <td>393</td> <td>276</td> <td>AVERAGE</td> </tr> </tbody> </table>	Limit	Read	Ant	Cable	Preamp	Aux	APos	TPos	Remark	Freq	Level	Line Margin	Level Factor	Loss Factor	Factor	Factor	Factor		MHz	dBuV/m	dBuV/m	dB	dBuV	dB/m	dB	dB	cm	deg	1	2462.00	98.59	-----	-----	82.22	32.09	8.99	30.71	6.00	393	276	AVERAGE
Limit	Read	Ant	Cable	Preamp	Aux	APos	TPos	Remark																																																																												
Freq	Level	Line Margin	Level Factor	Loss Factor	Factor	Factor	Factor																																																																													
MHz	dBuV/m	dBuV/m	dB	dBuV	dB/m	dB	dB	cm	deg																																																																											
1	2496.39	45.20	54.00	-8.80	28.58	32.14	9.09	30.61	6.00	393	276	AVERAGE																																																																								
Limit	Read	Ant	Cable	Preamp	Aux	APos	TPos	Remark																																																																												
Freq	Level	Line Margin	Level Factor	Loss Factor	Factor	Factor	Factor																																																																													
MHz	dBuV/m	dBuV/m	dB	dBuV	dB/m	dB	dB	cm	deg																																																																											
1	2462.00	98.59	-----	-----	82.22	32.09	8.99	30.71	6.00	393	276	AVERAGE																																																																								



Mode	3																																																																																																													
	Harmonic																																																																																																													
	2400-2483.5_802.11b_CH11_2462MHz																																																																																																													
ANT	10																																																																																																													
Pol.	Horizontal	Vertical																																																																																																												
Peak Avg	<table border="1"> <thead> <tr> <th>Limit</th> <th>Read</th> <th>Ant</th> <th>Cable</th> <th>Preamp</th> <th>Aux</th> <th>APos</th> <th>TPos</th> <th>Remark</th> </tr> <tr> <th>Freq</th> <th>Level</th> <th>Line Margin</th> <th>Level Factor</th> <th>Loss Factor</th> <th>Loss Factor</th> <th>Factor</th> <th></th> <th></th> </tr> <tr> <th>MHz</th> <th>dBuV/m</th> <th>dBuV/m</th> <th>dB</th> <th>dBuV</th> <th>dB/m</th> <th>dB</th> <th>dB</th> <th>cm</th> <th>deg</th> </tr> </thead> <tbody> <tr> <td>1</td> <td>4924.00</td> <td>41.90</td> <td>74.00</td> <td>-32.10</td> <td>60.39</td> <td>34.73</td> <td>12.22</td> <td>65.44</td> <td>0.00</td> <td>100</td> <td>0</td> <td>PEAK</td> </tr> <tr> <td>2</td> <td>7386.00</td> <td>44.12</td> <td>74.00</td> <td>-29.88</td> <td>58.05</td> <td>36.58</td> <td>14.78</td> <td>65.29</td> <td>0.00</td> <td>100</td> <td>0</td> <td>PEAK</td> </tr> </tbody> </table>	Limit	Read	Ant	Cable	Preamp	Aux	APos	TPos	Remark	Freq	Level	Line Margin	Level Factor	Loss Factor	Loss Factor	Factor			MHz	dBuV/m	dBuV/m	dB	dBuV	dB/m	dB	dB	cm	deg	1	4924.00	41.90	74.00	-32.10	60.39	34.73	12.22	65.44	0.00	100	0	PEAK	2	7386.00	44.12	74.00	-29.88	58.05	36.58	14.78	65.29	0.00	100	0	PEAK	<table border="1"> <thead> <tr> <th>Limit</th> <th>Read</th> <th>Ant</th> <th>Cable</th> <th>Preamp</th> <th>Aux</th> <th>APos</th> <th>TPos</th> <th>Remark</th> </tr> <tr> <th>Freq</th> <th>Level</th> <th>Line Margin</th> <th>Level Factor</th> <th>Loss Factor</th> <th>Loss Factor</th> <th>Factor</th> <th></th> <th></th> </tr> <tr> <th>MHz</th> <th>dBuV/m</th> <th>dBuV/m</th> <th>dB</th> <th>dBuV</th> <th>dB/m</th> <th>dB</th> <th>dB</th> <th>cm</th> <th>deg</th> </tr> </thead> <tbody> <tr> <td>1</td> <td>4924.00</td> <td>45.57</td> <td>74.00</td> <td>-28.43</td> <td>64.06</td> <td>34.73</td> <td>12.22</td> <td>65.44</td> <td>0.00</td> <td>100</td> <td>360</td> <td>PEAK</td> </tr> <tr> <td>2</td> <td>7386.00</td> <td>44.21</td> <td>74.00</td> <td>-29.79</td> <td>58.14</td> <td>36.58</td> <td>14.78</td> <td>65.29</td> <td>0.00</td> <td>100</td> <td>360</td> <td>PEAK</td> </tr> </tbody> </table>	Limit	Read	Ant	Cable	Preamp	Aux	APos	TPos	Remark	Freq	Level	Line Margin	Level Factor	Loss Factor	Loss Factor	Factor			MHz	dBuV/m	dBuV/m	dB	dBuV	dB/m	dB	dB	cm	deg	1	4924.00	45.57	74.00	-28.43	64.06	34.73	12.22	65.44	0.00	100	360	PEAK	2	7386.00	44.21	74.00	-29.79	58.14	36.58	14.78	65.29	0.00	100	360	PEAK
	Limit	Read	Ant	Cable	Preamp	Aux	APos	TPos	Remark																																																																																																					
Freq	Level	Line Margin	Level Factor	Loss Factor	Loss Factor	Factor																																																																																																								
MHz	dBuV/m	dBuV/m	dB	dBuV	dB/m	dB	dB	cm	deg																																																																																																					
1	4924.00	41.90	74.00	-32.10	60.39	34.73	12.22	65.44	0.00	100	0	PEAK																																																																																																		
2	7386.00	44.12	74.00	-29.88	58.05	36.58	14.78	65.29	0.00	100	0	PEAK																																																																																																		
Limit	Read	Ant	Cable	Preamp	Aux	APos	TPos	Remark																																																																																																						
Freq	Level	Line Margin	Level Factor	Loss Factor	Loss Factor	Factor																																																																																																								
MHz	dBuV/m	dBuV/m	dB	dBuV	dB/m	dB	dB	cm	deg																																																																																																					
1	4924.00	45.57	74.00	-28.43	64.06	34.73	12.22	65.44	0.00	100	360	PEAK																																																																																																		
2	7386.00	44.21	74.00	-29.79	58.14	36.58	14.78	65.29	0.00	100	360	PEAK																																																																																																		



Mode	4																																																																																			
	Band Edge																																																																																			
	2400-2483.5_802.11g_CH01_2412MHz																																																																																			
ANT	10																																																																																			
Pol.	Horizontal	Fundamental																																																																																		
Peak	<table border="1"> <thead> <tr> <th>Limit</th> <th>Read</th> <th>Ant</th> <th>Cable</th> <th>Preamp</th> <th>Aux</th> <th>APos</th> <th>TPos</th> <th>Remark</th> </tr> <tr> <th>Freq</th> <th>Level</th> <th>Line Margin</th> <th>Level Factor</th> <th>Loss Factor</th> <th>Factor</th> <th></th> <th></th> <th></th> </tr> <tr> <th>MHz</th> <th>dBuV/m</th> <th>dBuV/m</th> <th>dB</th> <th>dBuV</th> <th>dB/m</th> <th>dB</th> <th>dB</th> <th>cm</th> <th>deg</th> </tr> </thead> <tbody> <tr> <td>1</td> <td>2389.95</td> <td>60.15</td> <td>74.00</td> <td>-13.85</td> <td>44.29</td> <td>31.98</td> <td>8.77</td> <td>30.89</td> <td>6.00</td> <td>100</td> <td>250</td> <td>PEAK</td> </tr> </tbody> </table>	Limit	Read	Ant	Cable	Preamp	Aux	APos	TPos	Remark	Freq	Level	Line Margin	Level Factor	Loss Factor	Factor				MHz	dBuV/m	dBuV/m	dB	dBuV	dB/m	dB	dB	cm	deg	1	2389.95	60.15	74.00	-13.85	44.29	31.98	8.77	30.89	6.00	100	250	PEAK	<table border="1"> <thead> <tr> <th>Limit</th> <th>Read</th> <th>Ant</th> <th>Cable</th> <th>Preamp</th> <th>Aux</th> <th>APos</th> <th>TPos</th> <th>Remark</th> </tr> <tr> <th>Freq</th> <th>Level</th> <th>Line Margin</th> <th>Level Factor</th> <th>Loss Factor</th> <th>Factor</th> <th></th> <th></th> <th></th> </tr> <tr> <th>MHz</th> <th>dBuV/m</th> <th>dBuV/m</th> <th>dB</th> <th>dBuV</th> <th>dB/m</th> <th>dB</th> <th>dB</th> <th>cm</th> <th>deg</th> </tr> </thead> <tbody> <tr> <td>1</td> <td>2412.00</td> <td>104.33</td> <td>-----</td> <td>-----</td> <td>88.34</td> <td>32.01</td> <td>8.83</td> <td>30.85</td> <td>6.00</td> <td>100</td> <td>250</td> <td>PEAK</td> </tr> </tbody> </table>	Limit	Read	Ant	Cable	Preamp	Aux	APos	TPos	Remark	Freq	Level	Line Margin	Level Factor	Loss Factor	Factor				MHz	dBuV/m	dBuV/m	dB	dBuV	dB/m	dB	dB	cm	deg	1	2412.00	104.33	-----	-----	88.34	32.01	8.83	30.85	6.00	100	250	PEAK
	Limit	Read	Ant	Cable	Preamp	Aux	APos	TPos	Remark																																																																											
Freq	Level	Line Margin	Level Factor	Loss Factor	Factor																																																																															
MHz	dBuV/m	dBuV/m	dB	dBuV	dB/m	dB	dB	cm	deg																																																																											
1	2389.95	60.15	74.00	-13.85	44.29	31.98	8.77	30.89	6.00	100	250	PEAK																																																																								
Limit	Read	Ant	Cable	Preamp	Aux	APos	TPos	Remark																																																																												
Freq	Level	Line Margin	Level Factor	Loss Factor	Factor																																																																															
MHz	dBuV/m	dBuV/m	dB	dBuV	dB/m	dB	dB	cm	deg																																																																											
1	2412.00	104.33	-----	-----	88.34	32.01	8.83	30.85	6.00	100	250	PEAK																																																																								
Avg	<table border="1"> <thead> <tr> <th>Limit</th> <th>Read</th> <th>Ant</th> <th>Cable</th> <th>Preamp</th> <th>Aux</th> <th>APos</th> <th>TPos</th> <th>Remark</th> </tr> <tr> <th>Freq</th> <th>Level</th> <th>Line Margin</th> <th>Level Factor</th> <th>Loss Factor</th> <th>Factor</th> <th></th> <th></th> <th></th> </tr> <tr> <th>MHz</th> <th>dBuV/m</th> <th>dBuV/m</th> <th>dB</th> <th>dBuV</th> <th>dB/m</th> <th>dB</th> <th>dB</th> <th>cm</th> <th>deg</th> </tr> </thead> <tbody> <tr> <td>1</td> <td>2389.95</td> <td>47.69</td> <td>54.00</td> <td>-6.31</td> <td>31.83</td> <td>31.98</td> <td>8.77</td> <td>30.89</td> <td>6.00</td> <td>100</td> <td>250</td> <td>AVERAGE</td> </tr> </tbody> </table>	Limit	Read	Ant	Cable	Preamp	Aux	APos	TPos	Remark	Freq	Level	Line Margin	Level Factor	Loss Factor	Factor				MHz	dBuV/m	dBuV/m	dB	dBuV	dB/m	dB	dB	cm	deg	1	2389.95	47.69	54.00	-6.31	31.83	31.98	8.77	30.89	6.00	100	250	AVERAGE	<table border="1"> <thead> <tr> <th>Limit</th> <th>Read</th> <th>Ant</th> <th>Cable</th> <th>Preamp</th> <th>Aux</th> <th>APos</th> <th>TPos</th> <th>Remark</th> </tr> <tr> <th>Freq</th> <th>Level</th> <th>Line Margin</th> <th>Level Factor</th> <th>Loss Factor</th> <th>Factor</th> <th></th> <th></th> <th></th> </tr> <tr> <th>MHz</th> <th>dBuV/m</th> <th>dBuV/m</th> <th>dB</th> <th>dBuV</th> <th>dB/m</th> <th>dB</th> <th>dB</th> <th>cm</th> <th>deg</th> </tr> </thead> <tbody> <tr> <td>1</td> <td>2412.00</td> <td>95.45</td> <td>-----</td> <td>-----</td> <td>79.44</td> <td>32.02</td> <td>8.84</td> <td>30.85</td> <td>6.00</td> <td>100</td> <td>250</td> <td>AVERAGE</td> </tr> </tbody> </table>	Limit	Read	Ant	Cable	Preamp	Aux	APos	TPos	Remark	Freq	Level	Line Margin	Level Factor	Loss Factor	Factor				MHz	dBuV/m	dBuV/m	dB	dBuV	dB/m	dB	dB	cm	deg	1	2412.00	95.45	-----	-----	79.44	32.02	8.84	30.85	6.00	100	250	AVERAGE
Limit	Read	Ant	Cable	Preamp	Aux	APos	TPos	Remark																																																																												
Freq	Level	Line Margin	Level Factor	Loss Factor	Factor																																																																															
MHz	dBuV/m	dBuV/m	dB	dBuV	dB/m	dB	dB	cm	deg																																																																											
1	2389.95	47.69	54.00	-6.31	31.83	31.98	8.77	30.89	6.00	100	250	AVERAGE																																																																								
Limit	Read	Ant	Cable	Preamp	Aux	APos	TPos	Remark																																																																												
Freq	Level	Line Margin	Level Factor	Loss Factor	Factor																																																																															
MHz	dBuV/m	dBuV/m	dB	dBuV	dB/m	dB	dB	cm	deg																																																																											
1	2412.00	95.45	-----	-----	79.44	32.02	8.84	30.85	6.00	100	250	AVERAGE																																																																								



Mode	4																																																																																			
	Band Edge																																																																																			
	2400-2483.5_802.11g_CH01_2412MHz																																																																																			
ANT	10																																																																																			
Pol.	Vertical	Fundamental																																																																																		
Peak	<table border="1"> <thead> <tr> <th>Limit</th> <th>Read</th> <th>Ant</th> <th>Cable</th> <th>Preamp</th> <th>Aux</th> <th>APos</th> <th>TPos</th> <th>Remark</th> </tr> <tr> <th>Freq</th> <th>Level</th> <th>Line Margin</th> <th>Level Factor</th> <th>Loss Factor</th> <th>Factor</th> <th></th> <th></th> <th></th> </tr> <tr> <th>MHz</th> <th>dBuV/m</th> <th>dBuV/m</th> <th>dB</th> <th>dBuV</th> <th>dB/m</th> <th>dB</th> <th>dB</th> <th>cm</th> <th>deg</th> </tr> </thead> <tbody> <tr> <td>1</td> <td>2389.43</td> <td>58.03</td> <td>74.00</td> <td>-15.97</td> <td>42.17</td> <td>31.98</td> <td>8.77</td> <td>30.89</td> <td>6.00</td> <td>372</td> <td>281</td> <td>PEAK</td> </tr> </tbody> </table>	Limit	Read	Ant	Cable	Preamp	Aux	APos	TPos	Remark	Freq	Level	Line Margin	Level Factor	Loss Factor	Factor				MHz	dBuV/m	dBuV/m	dB	dBuV	dB/m	dB	dB	cm	deg	1	2389.43	58.03	74.00	-15.97	42.17	31.98	8.77	30.89	6.00	372	281	PEAK	<table border="1"> <thead> <tr> <th>Limit</th> <th>Read</th> <th>Ant</th> <th>Cable</th> <th>Preamp</th> <th>Aux</th> <th>APos</th> <th>TPos</th> <th>Remark</th> </tr> <tr> <th>Freq</th> <th>Level</th> <th>Line Margin</th> <th>Level Factor</th> <th>Loss Factor</th> <th>Factor</th> <th></th> <th></th> <th></th> </tr> <tr> <th>MHz</th> <th>dBuV/m</th> <th>dBuV/m</th> <th>dB</th> <th>dBuV</th> <th>dB/m</th> <th>dB</th> <th>dB</th> <th>cm</th> <th>deg</th> </tr> </thead> <tbody> <tr> <td>1</td> <td>2412.00</td> <td>100.73</td> <td>-----</td> <td>-----</td> <td>84.71</td> <td>32.02</td> <td>8.84</td> <td>30.84</td> <td>6.00</td> <td>372</td> <td>281</td> <td>PEAK</td> </tr> </tbody> </table>	Limit	Read	Ant	Cable	Preamp	Aux	APos	TPos	Remark	Freq	Level	Line Margin	Level Factor	Loss Factor	Factor				MHz	dBuV/m	dBuV/m	dB	dBuV	dB/m	dB	dB	cm	deg	1	2412.00	100.73	-----	-----	84.71	32.02	8.84	30.84	6.00	372	281	PEAK
	Limit	Read	Ant	Cable	Preamp	Aux	APos	TPos	Remark																																																																											
Freq	Level	Line Margin	Level Factor	Loss Factor	Factor																																																																															
MHz	dBuV/m	dBuV/m	dB	dBuV	dB/m	dB	dB	cm	deg																																																																											
1	2389.43	58.03	74.00	-15.97	42.17	31.98	8.77	30.89	6.00	372	281	PEAK																																																																								
Limit	Read	Ant	Cable	Preamp	Aux	APos	TPos	Remark																																																																												
Freq	Level	Line Margin	Level Factor	Loss Factor	Factor																																																																															
MHz	dBuV/m	dBuV/m	dB	dBuV	dB/m	dB	dB	cm	deg																																																																											
1	2412.00	100.73	-----	-----	84.71	32.02	8.84	30.84	6.00	372	281	PEAK																																																																								
Avg	<table border="1"> <thead> <tr> <th>Limit</th> <th>Read</th> <th>Ant</th> <th>Cable</th> <th>Preamp</th> <th>Aux</th> <th>APos</th> <th>TPos</th> <th>Remark</th> </tr> <tr> <th>Freq</th> <th>Level</th> <th>Line Margin</th> <th>Level Factor</th> <th>Loss Factor</th> <th>Factor</th> <th></th> <th></th> <th></th> </tr> <tr> <th>MHz</th> <th>dBuV/m</th> <th>dBuV/m</th> <th>dB</th> <th>dBuV</th> <th>dB/m</th> <th>dB</th> <th>dB</th> <th>cm</th> <th>deg</th> </tr> </thead> <tbody> <tr> <td>1</td> <td>2389.95</td> <td>46.36</td> <td>54.00</td> <td>-7.64</td> <td>30.50</td> <td>31.98</td> <td>8.77</td> <td>30.89</td> <td>6.00</td> <td>372</td> <td>281</td> <td>AVERAGE</td> </tr> </tbody> </table>	Limit	Read	Ant	Cable	Preamp	Aux	APos	TPos	Remark	Freq	Level	Line Margin	Level Factor	Loss Factor	Factor				MHz	dBuV/m	dBuV/m	dB	dBuV	dB/m	dB	dB	cm	deg	1	2389.95	46.36	54.00	-7.64	30.50	31.98	8.77	30.89	6.00	372	281	AVERAGE	<table border="1"> <thead> <tr> <th>Limit</th> <th>Read</th> <th>Ant</th> <th>Cable</th> <th>Preamp</th> <th>Aux</th> <th>APos</th> <th>TPos</th> <th>Remark</th> </tr> <tr> <th>Freq</th> <th>Level</th> <th>Line Margin</th> <th>Level Factor</th> <th>Loss Factor</th> <th>Factor</th> <th></th> <th></th> <th></th> </tr> <tr> <th>MHz</th> <th>dBuV/m</th> <th>dBuV/m</th> <th>dB</th> <th>dBuV</th> <th>dB/m</th> <th>dB</th> <th>dB</th> <th>cm</th> <th>deg</th> </tr> </thead> <tbody> <tr> <td>1</td> <td>2412.00</td> <td>91.63</td> <td>-----</td> <td>-----</td> <td>75.62</td> <td>32.02</td> <td>8.84</td> <td>30.85</td> <td>6.00</td> <td>372</td> <td>281</td> <td>AVERAGE</td> </tr> </tbody> </table>	Limit	Read	Ant	Cable	Preamp	Aux	APos	TPos	Remark	Freq	Level	Line Margin	Level Factor	Loss Factor	Factor				MHz	dBuV/m	dBuV/m	dB	dBuV	dB/m	dB	dB	cm	deg	1	2412.00	91.63	-----	-----	75.62	32.02	8.84	30.85	6.00	372	281	AVERAGE
Limit	Read	Ant	Cable	Preamp	Aux	APos	TPos	Remark																																																																												
Freq	Level	Line Margin	Level Factor	Loss Factor	Factor																																																																															
MHz	dBuV/m	dBuV/m	dB	dBuV	dB/m	dB	dB	cm	deg																																																																											
1	2389.95	46.36	54.00	-7.64	30.50	31.98	8.77	30.89	6.00	372	281	AVERAGE																																																																								
Limit	Read	Ant	Cable	Preamp	Aux	APos	TPos	Remark																																																																												
Freq	Level	Line Margin	Level Factor	Loss Factor	Factor																																																																															
MHz	dBuV/m	dBuV/m	dB	dBuV	dB/m	dB	dB	cm	deg																																																																											
1	2412.00	91.63	-----	-----	75.62	32.02	8.84	30.85	6.00	372	281	AVERAGE																																																																								

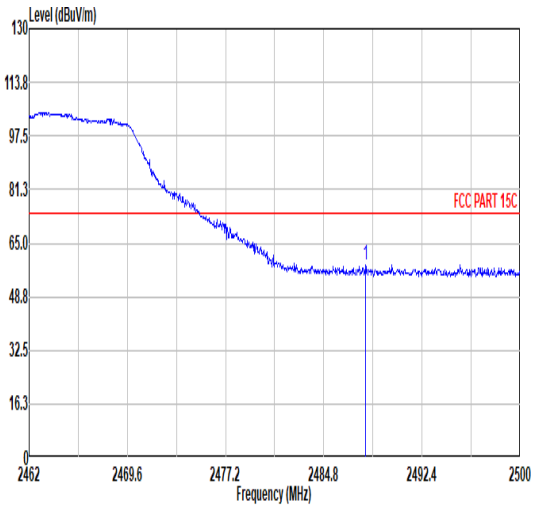
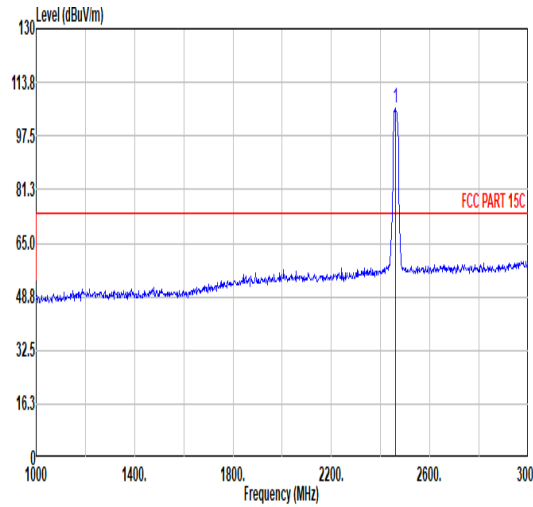
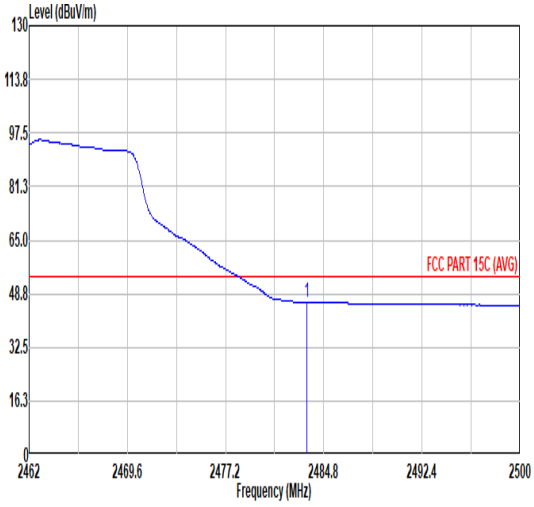
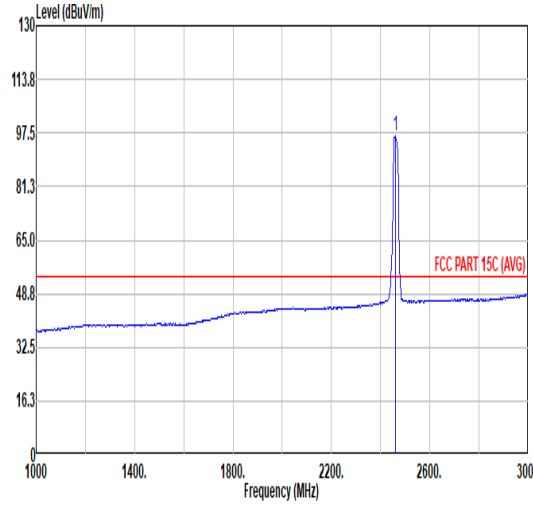


Mode	4																																																																																			
	Harmonic																																																																																			
	2400-2483.5_802.11g_CH01_2412MHz																																																																																			
ANT	10																																																																																			
Pol.	Horizontal	Vertical																																																																																		
Peak Avg	<table border="1"> <thead> <tr> <th>Limit</th> <th>Read</th> <th>Ant</th> <th>Cable</th> <th>Preamp</th> <th>Aux</th> <th>APos</th> <th>TPos</th> <th>Remark</th> </tr> <tr> <th>Freq</th> <th>Level</th> <th>Line Margin</th> <th>Level Factor</th> <th>Loss Factor</th> <th>Factor</th> <th></th> <th></th> <th></th> </tr> <tr> <th>MHz</th> <th>dBuV/m</th> <th>dBuV/m</th> <th>dB</th> <th>dBuV</th> <th>dB/m</th> <th>dB</th> <th>dB</th> <th>cm</th> <th>deg</th> </tr> </thead> <tbody> <tr> <td>1</td> <td>48.24</td> <td>41.86</td> <td>74.00</td> <td>-32.14</td> <td>60.26</td> <td>34.55</td> <td>12.48</td> <td>65.43</td> <td>0.00</td> <td>100</td> <td>0</td> <td>PEAK</td> </tr> </tbody> </table>	Limit	Read	Ant	Cable	Preamp	Aux	APos	TPos	Remark	Freq	Level	Line Margin	Level Factor	Loss Factor	Factor				MHz	dBuV/m	dBuV/m	dB	dBuV	dB/m	dB	dB	cm	deg	1	48.24	41.86	74.00	-32.14	60.26	34.55	12.48	65.43	0.00	100	0	PEAK	<table border="1"> <thead> <tr> <th>Limit</th> <th>Read</th> <th>Ant</th> <th>Cable</th> <th>Preamp</th> <th>Aux</th> <th>APos</th> <th>TPos</th> <th>Remark</th> </tr> <tr> <th>Freq</th> <th>Level</th> <th>Line Margin</th> <th>Level Factor</th> <th>Loss Factor</th> <th>Factor</th> <th></th> <th></th> <th></th> </tr> <tr> <th>MHz</th> <th>dBuV/m</th> <th>dBuV/m</th> <th>dB</th> <th>dBuV</th> <th>dB/m</th> <th>dB</th> <th>dB</th> <th>cm</th> <th>deg</th> </tr> </thead> <tbody> <tr> <td>1</td> <td>48.24</td> <td>40.55</td> <td>74.00</td> <td>-33.45</td> <td>58.95</td> <td>34.55</td> <td>12.48</td> <td>65.43</td> <td>0.00</td> <td>100</td> <td>360</td> <td>PEAK</td> </tr> </tbody> </table>	Limit	Read	Ant	Cable	Preamp	Aux	APos	TPos	Remark	Freq	Level	Line Margin	Level Factor	Loss Factor	Factor				MHz	dBuV/m	dBuV/m	dB	dBuV	dB/m	dB	dB	cm	deg	1	48.24	40.55	74.00	-33.45	58.95	34.55	12.48	65.43	0.00	100	360	PEAK
	Limit	Read	Ant	Cable	Preamp	Aux	APos	TPos	Remark																																																																											
Freq	Level	Line Margin	Level Factor	Loss Factor	Factor																																																																															
MHz	dBuV/m	dBuV/m	dB	dBuV	dB/m	dB	dB	cm	deg																																																																											
1	48.24	41.86	74.00	-32.14	60.26	34.55	12.48	65.43	0.00	100	0	PEAK																																																																								
Limit	Read	Ant	Cable	Preamp	Aux	APos	TPos	Remark																																																																												
Freq	Level	Line Margin	Level Factor	Loss Factor	Factor																																																																															
MHz	dBuV/m	dBuV/m	dB	dBuV	dB/m	dB	dB	cm	deg																																																																											
1	48.24	40.55	74.00	-33.45	58.95	34.55	12.48	65.43	0.00	100	360	PEAK																																																																								

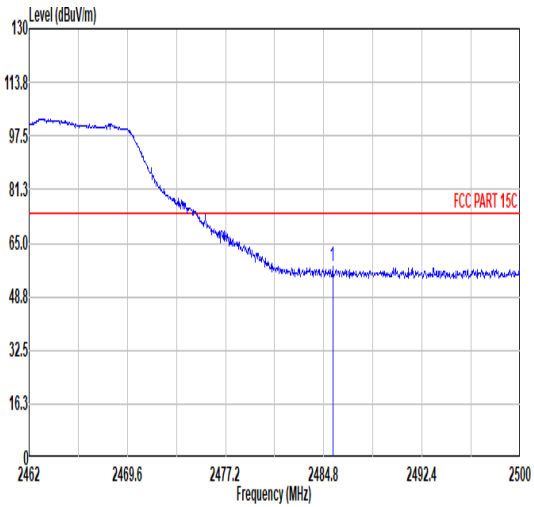
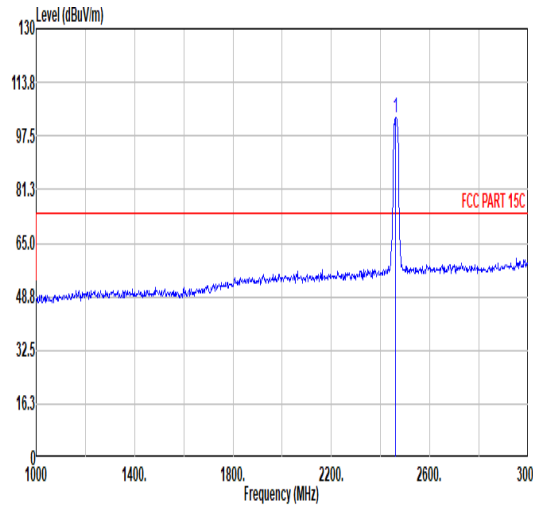
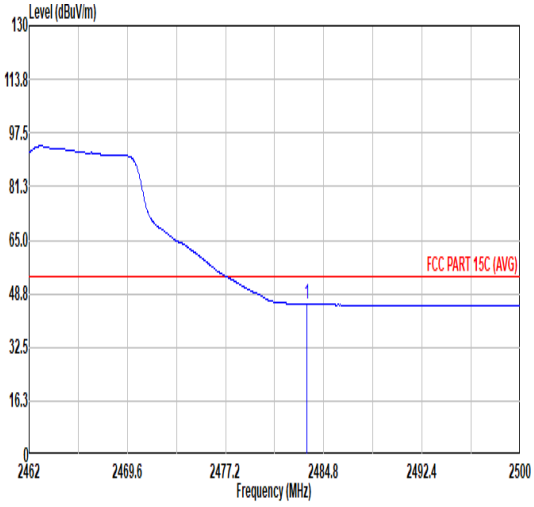
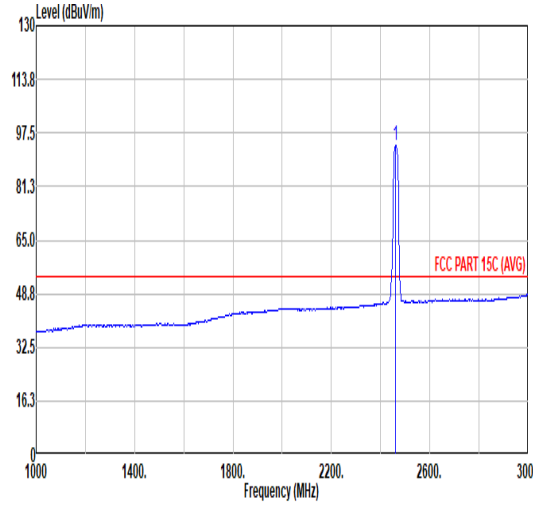


Mode	5																																																																																																													
	Harmonic																																																																																																													
	2400-2483.5_802.11g_CH06_2437MHz																																																																																																													
ANT	10																																																																																																													
Pol.	Horizontal	Vertical																																																																																																												
Peak Avg	<table border="1"> <thead> <tr> <th>Limit</th> <th>Read</th> <th>Ant</th> <th>Cable</th> <th>Preamp</th> <th>Aux</th> <th>APos</th> <th>TPos</th> <th>Remark</th> </tr> <tr> <th>Freq</th> <th>Level</th> <th>Line Margin</th> <th>Level Factor</th> <th>Loss Factor</th> <th>Factor</th> <th></th> <th></th> <th></th> </tr> <tr> <th>MHz</th> <th>dBuV/m</th> <th>dBuV/m</th> <th>dB</th> <th>dBuV</th> <th>dB/m</th> <th>dB</th> <th>dB</th> <th>cm</th> <th>deg</th> </tr> </thead> <tbody> <tr> <td>1</td> <td>4874.00</td> <td>40.16</td> <td>74.00</td> <td>-33.84</td> <td>58.67</td> <td>34.64</td> <td>12.29</td> <td>65.44</td> <td>0.00</td> <td>100</td> <td>0</td> <td>PEAK</td> </tr> <tr> <td>2</td> <td>7311.00</td> <td>43.34</td> <td>74.00</td> <td>-30.66</td> <td>57.30</td> <td>36.56</td> <td>14.73</td> <td>65.25</td> <td>0.00</td> <td>100</td> <td>0</td> <td>PEAK</td> </tr> </tbody> </table>	Limit	Read	Ant	Cable	Preamp	Aux	APos	TPos	Remark	Freq	Level	Line Margin	Level Factor	Loss Factor	Factor				MHz	dBuV/m	dBuV/m	dB	dBuV	dB/m	dB	dB	cm	deg	1	4874.00	40.16	74.00	-33.84	58.67	34.64	12.29	65.44	0.00	100	0	PEAK	2	7311.00	43.34	74.00	-30.66	57.30	36.56	14.73	65.25	0.00	100	0	PEAK	<table border="1"> <thead> <tr> <th>Limit</th> <th>Read</th> <th>Ant</th> <th>Cable</th> <th>Preamp</th> <th>Aux</th> <th>APos</th> <th>TPos</th> <th>Remark</th> </tr> <tr> <th>Freq</th> <th>Level</th> <th>Line Margin</th> <th>Level Factor</th> <th>Loss Factor</th> <th>Factor</th> <th></th> <th></th> <th></th> </tr> <tr> <th>MHz</th> <th>dBuV/m</th> <th>dBuV/m</th> <th>dB</th> <th>dBuV</th> <th>dB/m</th> <th>dB</th> <th>dB</th> <th>cm</th> <th>deg</th> </tr> </thead> <tbody> <tr> <td>1</td> <td>4874.00</td> <td>41.27</td> <td>74.00</td> <td>-32.73</td> <td>59.78</td> <td>34.64</td> <td>12.29</td> <td>65.44</td> <td>0.00</td> <td>100</td> <td>360</td> <td>PEAK</td> </tr> <tr> <td>2</td> <td>7311.00</td> <td>44.07</td> <td>74.00</td> <td>-29.93</td> <td>58.03</td> <td>36.56</td> <td>14.73</td> <td>65.25</td> <td>0.00</td> <td>100</td> <td>360</td> <td>PEAK</td> </tr> </tbody> </table>	Limit	Read	Ant	Cable	Preamp	Aux	APos	TPos	Remark	Freq	Level	Line Margin	Level Factor	Loss Factor	Factor				MHz	dBuV/m	dBuV/m	dB	dBuV	dB/m	dB	dB	cm	deg	1	4874.00	41.27	74.00	-32.73	59.78	34.64	12.29	65.44	0.00	100	360	PEAK	2	7311.00	44.07	74.00	-29.93	58.03	36.56	14.73	65.25	0.00	100	360	PEAK
	Limit	Read	Ant	Cable	Preamp	Aux	APos	TPos	Remark																																																																																																					
Freq	Level	Line Margin	Level Factor	Loss Factor	Factor																																																																																																									
MHz	dBuV/m	dBuV/m	dB	dBuV	dB/m	dB	dB	cm	deg																																																																																																					
1	4874.00	40.16	74.00	-33.84	58.67	34.64	12.29	65.44	0.00	100	0	PEAK																																																																																																		
2	7311.00	43.34	74.00	-30.66	57.30	36.56	14.73	65.25	0.00	100	0	PEAK																																																																																																		
Limit	Read	Ant	Cable	Preamp	Aux	APos	TPos	Remark																																																																																																						
Freq	Level	Line Margin	Level Factor	Loss Factor	Factor																																																																																																									
MHz	dBuV/m	dBuV/m	dB	dBuV	dB/m	dB	dB	cm	deg																																																																																																					
1	4874.00	41.27	74.00	-32.73	59.78	34.64	12.29	65.44	0.00	100	360	PEAK																																																																																																		
2	7311.00	44.07	74.00	-29.93	58.03	36.56	14.73	65.25	0.00	100	360	PEAK																																																																																																		



Mode	6																																																																																	
	Band Edge																																																																																	
	2400-2483.5_802.11g_CH11_2462MHz																																																																																	
ANT	10																																																																																	
Pol.	Horizontal	Fundamental																																																																																
Peak	 <table border="1" data-bbox="263 1108 774 1243"> <thead> <tr> <th>Limit</th> <th>Read</th> <th>Ant</th> <th>Cable</th> <th>Preamp</th> <th>Aux</th> <th>APos</th> <th>TPos</th> <th>Remark</th> </tr> <tr> <th>Freq</th> <th>Level</th> <th>Line Margin</th> <th>Level Factor</th> <th>Loss Factor</th> <th>Factor</th> <th></th> <th></th> <th></th> </tr> <tr> <th>MHz</th> <th>dBuV/m</th> <th>dBuV/m</th> <th>dB</th> <th>dBuV</th> <th>dB/m</th> <th>dB</th> <th>dB</th> <th>dB</th> </tr> </thead> <tbody> <tr> <td>1</td> <td>2483.03</td> <td>58.44</td> <td>74.00</td> <td>-15.56</td> <td>41.88</td> <td>32.13</td> <td>9.06</td> <td>30.63</td> <td>6.00</td> <td>118</td> <td>207</td> <td>PEAK</td> </tr> </tbody> </table>	Limit	Read	Ant	Cable	Preamp	Aux	APos	TPos	Remark	Freq	Level	Line Margin	Level Factor	Loss Factor	Factor				MHz	dBuV/m	dBuV/m	dB	dBuV	dB/m	dB	dB	dB	1	2483.03	58.44	74.00	-15.56	41.88	32.13	9.06	30.63	6.00	118	207	PEAK	 <table border="1" data-bbox="901 1108 1412 1243"> <thead> <tr> <th>Limit</th> <th>Read</th> <th>Ant</th> <th>Cable</th> <th>Preamp</th> <th>Aux</th> <th>APos</th> <th>TPos</th> <th>Remark</th> </tr> <tr> <th>Freq</th> <th>Level</th> <th>Line Margin</th> <th>Level Factor</th> <th>Loss Factor</th> <th>Factor</th> <th></th> <th></th> <th></th> </tr> <tr> <th>MHz</th> <th>dBuV/m</th> <th>dBuV/m</th> <th>dB</th> <th>dBuV</th> <th>dB/m</th> <th>dB</th> <th>dB</th> <th>dB</th> </tr> </thead> <tbody> <tr> <td>1</td> <td>2462.00</td> <td>105.72</td> <td>-----</td> <td>-----</td> <td>89.36</td> <td>32.09</td> <td>8.98</td> <td>30.71</td> <td>6.00</td> <td>118</td> <td>207</td> <td>PEAK</td> </tr> </tbody> </table>	Limit	Read	Ant	Cable	Preamp	Aux	APos	TPos	Remark	Freq	Level	Line Margin	Level Factor	Loss Factor	Factor				MHz	dBuV/m	dBuV/m	dB	dBuV	dB/m	dB	dB	dB	1	2462.00	105.72	-----	-----	89.36	32.09	8.98	30.71	6.00	118	207	PEAK
	Limit	Read	Ant	Cable	Preamp	Aux	APos	TPos	Remark																																																																									
Freq	Level	Line Margin	Level Factor	Loss Factor	Factor																																																																													
MHz	dBuV/m	dBuV/m	dB	dBuV	dB/m	dB	dB	dB																																																																										
1	2483.03	58.44	74.00	-15.56	41.88	32.13	9.06	30.63	6.00	118	207	PEAK																																																																						
Limit	Read	Ant	Cable	Preamp	Aux	APos	TPos	Remark																																																																										
Freq	Level	Line Margin	Level Factor	Loss Factor	Factor																																																																													
MHz	dBuV/m	dBuV/m	dB	dBuV	dB/m	dB	dB	dB																																																																										
1	2462.00	105.72	-----	-----	89.36	32.09	8.98	30.71	6.00	118	207	PEAK																																																																						
Avg	 <table border="1" data-bbox="263 1792 774 1926"> <thead> <tr> <th>Limit</th> <th>Read</th> <th>Ant</th> <th>Cable</th> <th>Preamp</th> <th>Aux</th> <th>APos</th> <th>TPos</th> <th>Remark</th> </tr> <tr> <th>Freq</th> <th>Level</th> <th>Line Margin</th> <th>Level Factor</th> <th>Loss Factor</th> <th>Factor</th> <th></th> <th></th> <th></th> </tr> <tr> <th>MHz</th> <th>dBuV/m</th> <th>dBuV/m</th> <th>dB</th> <th>dBuV</th> <th>dB/m</th> <th>dB</th> <th>dB</th> <th>dB</th> </tr> </thead> <tbody> <tr> <td>1</td> <td>2483.51</td> <td>46.18</td> <td>54.00</td> <td>-7.82</td> <td>29.65</td> <td>32.13</td> <td>9.05</td> <td>30.65</td> <td>6.00</td> <td>118</td> <td>207</td> <td>AVERAGE</td> </tr> </tbody> </table>	Limit	Read	Ant	Cable	Preamp	Aux	APos	TPos	Remark	Freq	Level	Line Margin	Level Factor	Loss Factor	Factor				MHz	dBuV/m	dBuV/m	dB	dBuV	dB/m	dB	dB	dB	1	2483.51	46.18	54.00	-7.82	29.65	32.13	9.05	30.65	6.00	118	207	AVERAGE	 <table border="1" data-bbox="901 1792 1412 1926"> <thead> <tr> <th>Limit</th> <th>Read</th> <th>Ant</th> <th>Cable</th> <th>Preamp</th> <th>Aux</th> <th>APos</th> <th>TPos</th> <th>Remark</th> </tr> <tr> <th>Freq</th> <th>Level</th> <th>Line Margin</th> <th>Level Factor</th> <th>Loss Factor</th> <th>Factor</th> <th></th> <th></th> <th></th> </tr> <tr> <th>MHz</th> <th>dBuV/m</th> <th>dBuV/m</th> <th>dB</th> <th>dBuV</th> <th>dB/m</th> <th>dB</th> <th>dB</th> <th>dB</th> </tr> </thead> <tbody> <tr> <td>1</td> <td>2462.00</td> <td>96.40</td> <td>-----</td> <td>-----</td> <td>80.03</td> <td>32.09</td> <td>8.99</td> <td>30.71</td> <td>6.00</td> <td>118</td> <td>207</td> <td>AVERAGE</td> </tr> </tbody> </table>	Limit	Read	Ant	Cable	Preamp	Aux	APos	TPos	Remark	Freq	Level	Line Margin	Level Factor	Loss Factor	Factor				MHz	dBuV/m	dBuV/m	dB	dBuV	dB/m	dB	dB	dB	1	2462.00	96.40	-----	-----	80.03	32.09	8.99	30.71	6.00	118	207	AVERAGE
Limit	Read	Ant	Cable	Preamp	Aux	APos	TPos	Remark																																																																										
Freq	Level	Line Margin	Level Factor	Loss Factor	Factor																																																																													
MHz	dBuV/m	dBuV/m	dB	dBuV	dB/m	dB	dB	dB																																																																										
1	2483.51	46.18	54.00	-7.82	29.65	32.13	9.05	30.65	6.00	118	207	AVERAGE																																																																						
Limit	Read	Ant	Cable	Preamp	Aux	APos	TPos	Remark																																																																										
Freq	Level	Line Margin	Level Factor	Loss Factor	Factor																																																																													
MHz	dBuV/m	dBuV/m	dB	dBuV	dB/m	dB	dB	dB																																																																										
1	2462.00	96.40	-----	-----	80.03	32.09	8.99	30.71	6.00	118	207	AVERAGE																																																																						

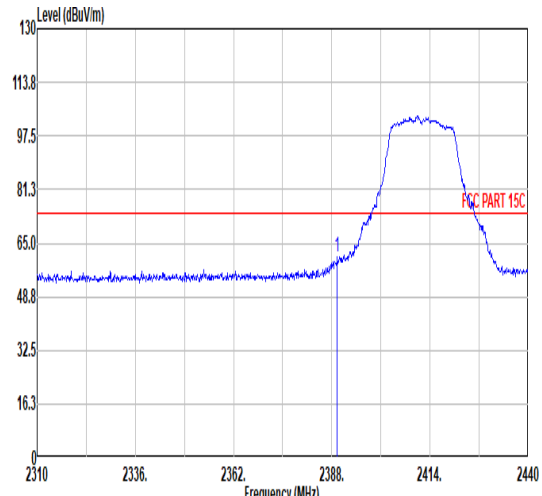
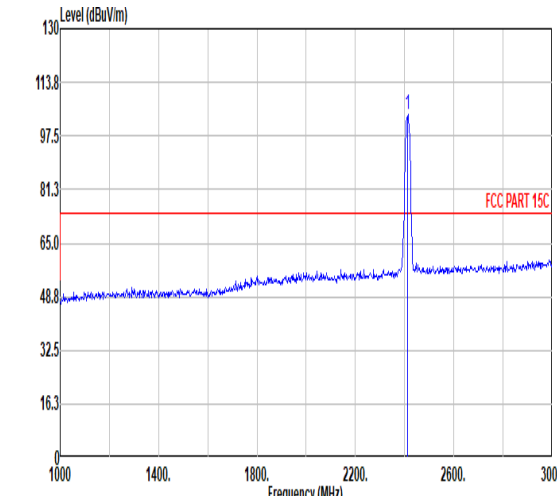
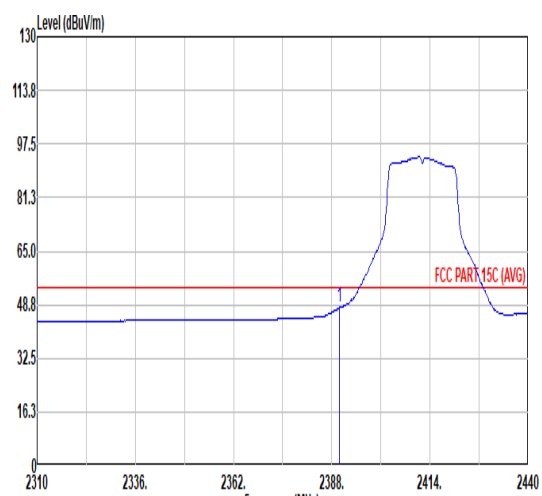
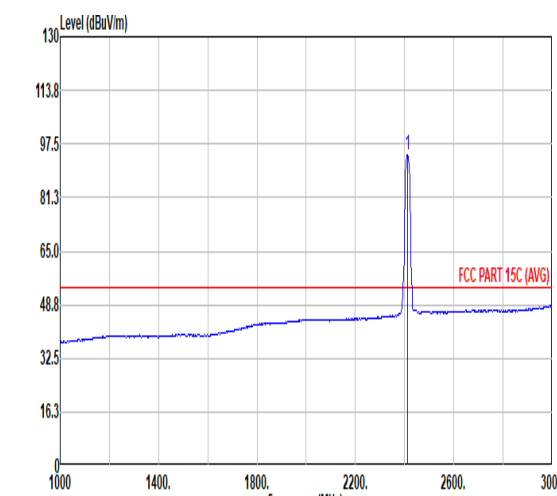


Mode	6																																																																																			
	Band Edge																																																																																			
	2400-2483.5_802.11g_CH11_2462MHz																																																																																			
ANT	10																																																																																			
Pol.	Vertical	Fundamental																																																																																		
Peak	 <table border="1" data-bbox="263 1108 774 1243"> <thead> <tr> <th>Limit</th> <th>Read</th> <th>Ant</th> <th>Cable</th> <th>Preamp</th> <th>Aux</th> <th>APos</th> <th>TPos</th> <th>Remark</th> </tr> <tr> <th>Freq</th> <th>Level</th> <th>Line Margin</th> <th>Level Factor</th> <th>Loss Factor</th> <th>Factor</th> <th></th> <th></th> <th></th> </tr> <tr> <th>MHz</th> <th>dBuV/m</th> <th>dBuV/m</th> <th>dB</th> <th>dBuV</th> <th>dB/m</th> <th>dB</th> <th>dB</th> <th>cm</th> <th>deg</th> </tr> </thead> <tbody> <tr> <td>1</td> <td>2485.48</td> <td>57.84</td> <td>74.00</td> <td>-16.16</td> <td>41.29</td> <td>32.13</td> <td>9.06</td> <td>30.64</td> <td>6.00</td> <td>394</td> <td>276</td> <td>PEAK</td> </tr> </tbody> </table>	Limit	Read	Ant	Cable	Preamp	Aux	APos	TPos	Remark	Freq	Level	Line Margin	Level Factor	Loss Factor	Factor				MHz	dBuV/m	dBuV/m	dB	dBuV	dB/m	dB	dB	cm	deg	1	2485.48	57.84	74.00	-16.16	41.29	32.13	9.06	30.64	6.00	394	276	PEAK	 <table border="1" data-bbox="901 1108 1412 1243"> <thead> <tr> <th>Limit</th> <th>Read</th> <th>Ant</th> <th>Cable</th> <th>Preamp</th> <th>Aux</th> <th>APos</th> <th>TPos</th> <th>Remark</th> </tr> <tr> <th>Freq</th> <th>Level</th> <th>Line Margin</th> <th>Level Factor</th> <th>Loss Factor</th> <th>Factor</th> <th></th> <th></th> <th></th> </tr> <tr> <th>MHz</th> <th>dBuV/m</th> <th>dBuV/m</th> <th>dB</th> <th>dBuV</th> <th>dB/m</th> <th>dB</th> <th>dB</th> <th>cm</th> <th>deg</th> </tr> </thead> <tbody> <tr> <td>1</td> <td>2462.00</td> <td>103.07</td> <td>-----</td> <td>-----</td> <td>86.68</td> <td>32.10</td> <td>8.99</td> <td>30.70</td> <td>6.00</td> <td>394</td> <td>276</td> <td>PEAK</td> </tr> </tbody> </table>	Limit	Read	Ant	Cable	Preamp	Aux	APos	TPos	Remark	Freq	Level	Line Margin	Level Factor	Loss Factor	Factor				MHz	dBuV/m	dBuV/m	dB	dBuV	dB/m	dB	dB	cm	deg	1	2462.00	103.07	-----	-----	86.68	32.10	8.99	30.70	6.00	394	276	PEAK
	Limit	Read	Ant	Cable	Preamp	Aux	APos	TPos	Remark																																																																											
Freq	Level	Line Margin	Level Factor	Loss Factor	Factor																																																																															
MHz	dBuV/m	dBuV/m	dB	dBuV	dB/m	dB	dB	cm	deg																																																																											
1	2485.48	57.84	74.00	-16.16	41.29	32.13	9.06	30.64	6.00	394	276	PEAK																																																																								
Limit	Read	Ant	Cable	Preamp	Aux	APos	TPos	Remark																																																																												
Freq	Level	Line Margin	Level Factor	Loss Factor	Factor																																																																															
MHz	dBuV/m	dBuV/m	dB	dBuV	dB/m	dB	dB	cm	deg																																																																											
1	2462.00	103.07	-----	-----	86.68	32.10	8.99	30.70	6.00	394	276	PEAK																																																																								
Avg	 <table border="1" data-bbox="263 1792 774 1926"> <thead> <tr> <th>Limit</th> <th>Read</th> <th>Ant</th> <th>Cable</th> <th>Preamp</th> <th>Aux</th> <th>APos</th> <th>TPos</th> <th>Remark</th> </tr> <tr> <th>Freq</th> <th>Level</th> <th>Line Margin</th> <th>Level Factor</th> <th>Loss Factor</th> <th>Factor</th> <th></th> <th></th> <th></th> </tr> <tr> <th>MHz</th> <th>dBuV/m</th> <th>dBuV/m</th> <th>dB</th> <th>dBuV</th> <th>dB/m</th> <th>dB</th> <th>dB</th> <th>cm</th> <th>deg</th> </tr> </thead> <tbody> <tr> <td>1</td> <td>2483.51</td> <td>45.60</td> <td>54.00</td> <td>-8.40</td> <td>29.07</td> <td>32.13</td> <td>9.05</td> <td>30.65</td> <td>6.00</td> <td>394</td> <td>276</td> <td>AVERAGE</td> </tr> </tbody> </table>	Limit	Read	Ant	Cable	Preamp	Aux	APos	TPos	Remark	Freq	Level	Line Margin	Level Factor	Loss Factor	Factor				MHz	dBuV/m	dBuV/m	dB	dBuV	dB/m	dB	dB	cm	deg	1	2483.51	45.60	54.00	-8.40	29.07	32.13	9.05	30.65	6.00	394	276	AVERAGE	 <table border="1" data-bbox="901 1792 1412 1926"> <thead> <tr> <th>Limit</th> <th>Read</th> <th>Ant</th> <th>Cable</th> <th>Preamp</th> <th>Aux</th> <th>APos</th> <th>TPos</th> <th>Remark</th> </tr> <tr> <th>Freq</th> <th>Level</th> <th>Line Margin</th> <th>Level Factor</th> <th>Loss Factor</th> <th>Factor</th> <th></th> <th></th> <th></th> </tr> <tr> <th>MHz</th> <th>dBuV/m</th> <th>dBuV/m</th> <th>dB</th> <th>dBuV</th> <th>dB/m</th> <th>dB</th> <th>dB</th> <th>cm</th> <th>deg</th> </tr> </thead> <tbody> <tr> <td>1</td> <td>2462.00</td> <td>93.77</td> <td>-----</td> <td>-----</td> <td>77.40</td> <td>32.09</td> <td>8.99</td> <td>30.71</td> <td>6.00</td> <td>394</td> <td>276</td> <td>AVERAGE</td> </tr> </tbody> </table>	Limit	Read	Ant	Cable	Preamp	Aux	APos	TPos	Remark	Freq	Level	Line Margin	Level Factor	Loss Factor	Factor				MHz	dBuV/m	dBuV/m	dB	dBuV	dB/m	dB	dB	cm	deg	1	2462.00	93.77	-----	-----	77.40	32.09	8.99	30.71	6.00	394	276	AVERAGE
Limit	Read	Ant	Cable	Preamp	Aux	APos	TPos	Remark																																																																												
Freq	Level	Line Margin	Level Factor	Loss Factor	Factor																																																																															
MHz	dBuV/m	dBuV/m	dB	dBuV	dB/m	dB	dB	cm	deg																																																																											
1	2483.51	45.60	54.00	-8.40	29.07	32.13	9.05	30.65	6.00	394	276	AVERAGE																																																																								
Limit	Read	Ant	Cable	Preamp	Aux	APos	TPos	Remark																																																																												
Freq	Level	Line Margin	Level Factor	Loss Factor	Factor																																																																															
MHz	dBuV/m	dBuV/m	dB	dBuV	dB/m	dB	dB	cm	deg																																																																											
1	2462.00	93.77	-----	-----	77.40	32.09	8.99	30.71	6.00	394	276	AVERAGE																																																																								

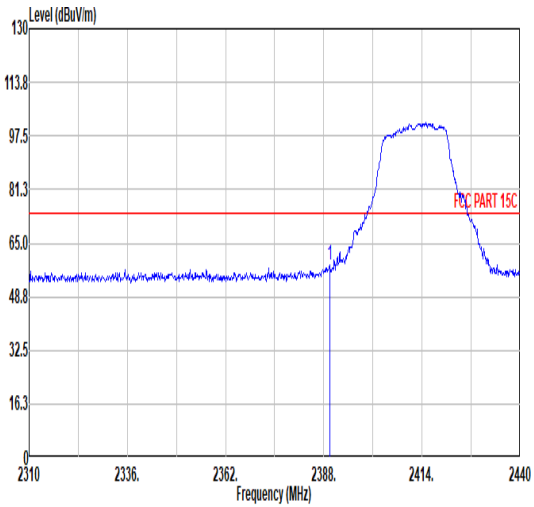
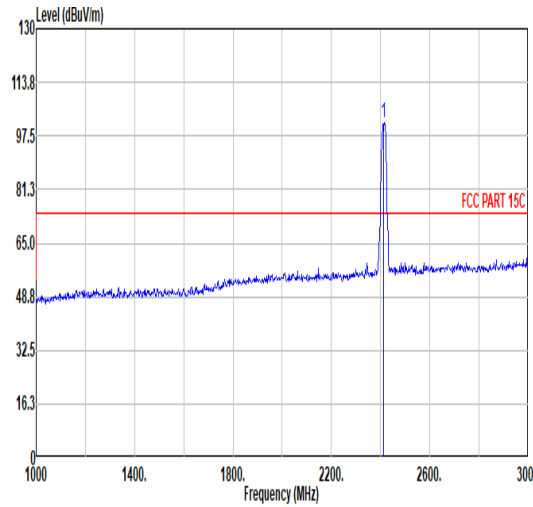
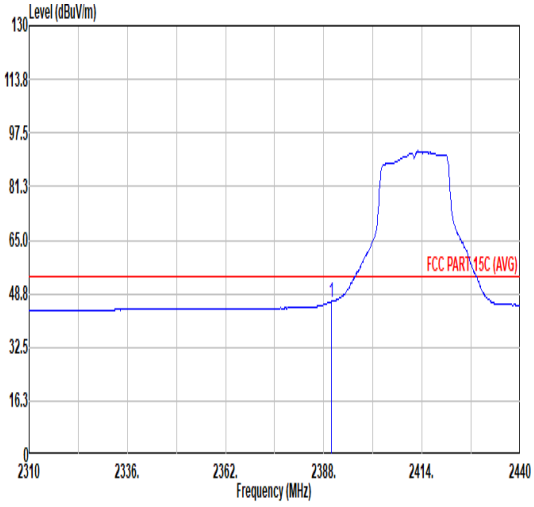
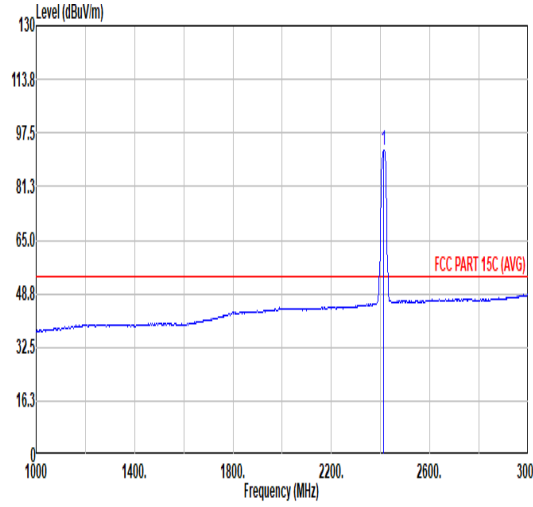


Mode	6																																																																																																													
	Harmonic																																																																																																													
	2400-2483.5_802.11g_CH11_2462MHz																																																																																																													
ANT	10																																																																																																													
Pol.	Horizontal	Vertical																																																																																																												
Peak Avg	<table border="1"> <thead> <tr> <th>Limit</th> <th>Read</th> <th>Ant</th> <th>Cable</th> <th>Preamp</th> <th>Aux</th> <th>APos</th> <th>TPos</th> <th>Remark</th> </tr> <tr> <th>Freq</th> <th>Level</th> <th>Line Margin</th> <th>Level Factor</th> <th>Loss Factor</th> <th>Loss Factor</th> <th>Factor</th> <th></th> <th></th> </tr> <tr> <th>MHz</th> <th>dBuV/m</th> <th>dBuV/m</th> <th>dB</th> <th>dBuV</th> <th>dB/m</th> <th>dB</th> <th>dB</th> <th>cm</th> <th>deg</th> </tr> </thead> <tbody> <tr> <td>1</td> <td>4924.00</td> <td>42.26</td> <td>74.00</td> <td>-31.74</td> <td>60.75</td> <td>34.73</td> <td>12.22</td> <td>65.44</td> <td>0.00</td> <td>100</td> <td>0</td> <td>PEAK</td> </tr> <tr> <td>2</td> <td>7386.00</td> <td>44.63</td> <td>74.00</td> <td>-29.37</td> <td>58.56</td> <td>36.58</td> <td>14.78</td> <td>65.29</td> <td>0.00</td> <td>100</td> <td>0</td> <td>PEAK</td> </tr> </tbody> </table>	Limit	Read	Ant	Cable	Preamp	Aux	APos	TPos	Remark	Freq	Level	Line Margin	Level Factor	Loss Factor	Loss Factor	Factor			MHz	dBuV/m	dBuV/m	dB	dBuV	dB/m	dB	dB	cm	deg	1	4924.00	42.26	74.00	-31.74	60.75	34.73	12.22	65.44	0.00	100	0	PEAK	2	7386.00	44.63	74.00	-29.37	58.56	36.58	14.78	65.29	0.00	100	0	PEAK	<table border="1"> <thead> <tr> <th>Limit</th> <th>Read</th> <th>Ant</th> <th>Cable</th> <th>Preamp</th> <th>Aux</th> <th>APos</th> <th>TPos</th> <th>Remark</th> </tr> <tr> <th>Freq</th> <th>Level</th> <th>Line Margin</th> <th>Level Factor</th> <th>Loss Factor</th> <th>Loss Factor</th> <th>Factor</th> <th></th> <th></th> </tr> <tr> <th>MHz</th> <th>dBuV/m</th> <th>dBuV/m</th> <th>dB</th> <th>dBuV</th> <th>dB/m</th> <th>dB</th> <th>dB</th> <th>cm</th> <th>deg</th> </tr> </thead> <tbody> <tr> <td>1</td> <td>4924.00</td> <td>42.98</td> <td>74.00</td> <td>-31.02</td> <td>61.47</td> <td>34.73</td> <td>12.22</td> <td>65.44</td> <td>0.00</td> <td>100</td> <td>360</td> <td>PEAK</td> </tr> <tr> <td>2</td> <td>7386.00</td> <td>44.08</td> <td>74.00</td> <td>-29.92</td> <td>58.01</td> <td>36.58</td> <td>14.78</td> <td>65.29</td> <td>0.00</td> <td>100</td> <td>360</td> <td>PEAK</td> </tr> </tbody> </table>	Limit	Read	Ant	Cable	Preamp	Aux	APos	TPos	Remark	Freq	Level	Line Margin	Level Factor	Loss Factor	Loss Factor	Factor			MHz	dBuV/m	dBuV/m	dB	dBuV	dB/m	dB	dB	cm	deg	1	4924.00	42.98	74.00	-31.02	61.47	34.73	12.22	65.44	0.00	100	360	PEAK	2	7386.00	44.08	74.00	-29.92	58.01	36.58	14.78	65.29	0.00	100	360	PEAK
	Limit	Read	Ant	Cable	Preamp	Aux	APos	TPos	Remark																																																																																																					
Freq	Level	Line Margin	Level Factor	Loss Factor	Loss Factor	Factor																																																																																																								
MHz	dBuV/m	dBuV/m	dB	dBuV	dB/m	dB	dB	cm	deg																																																																																																					
1	4924.00	42.26	74.00	-31.74	60.75	34.73	12.22	65.44	0.00	100	0	PEAK																																																																																																		
2	7386.00	44.63	74.00	-29.37	58.56	36.58	14.78	65.29	0.00	100	0	PEAK																																																																																																		
Limit	Read	Ant	Cable	Preamp	Aux	APos	TPos	Remark																																																																																																						
Freq	Level	Line Margin	Level Factor	Loss Factor	Loss Factor	Factor																																																																																																								
MHz	dBuV/m	dBuV/m	dB	dBuV	dB/m	dB	dB	cm	deg																																																																																																					
1	4924.00	42.98	74.00	-31.02	61.47	34.73	12.22	65.44	0.00	100	360	PEAK																																																																																																		
2	7386.00	44.08	74.00	-29.92	58.01	36.58	14.78	65.29	0.00	100	360	PEAK																																																																																																		



	7																																																																																			
Mode	Band Edge																																																																																			
	2400-2483.5_802.11n_HT20_CH01_2412MHz																																																																																			
ANT	10																																																																																			
Pol.	Horizontal	Fundamental																																																																																		
Peak	 <p>Level (dBuV/m)</p> <p>Frequency (MHz)</p> <p>FCC PART 15C</p> <table border="1"> <thead> <tr> <th>Limit</th> <th>Read</th> <th>Ant</th> <th>Cable</th> <th>Preamp</th> <th>Aux</th> <th>APos</th> <th>TPos</th> <th>Remark</th> </tr> <tr> <th>Freq</th> <th>Level</th> <th>Line Margin</th> <th>Level Factor</th> <th>Loss Factor</th> <th>Factor</th> <th></th> <th></th> <th></th> </tr> <tr> <th>MHz</th> <th>dBuV/m</th> <th>dBuV/m</th> <th>dB</th> <th>dBuV</th> <th>dB/m</th> <th>dB</th> <th>dB</th> <th>cm</th> <th>deg</th> </tr> </thead> <tbody> <tr> <td>1</td> <td>2389.43</td> <td>60.67</td> <td>74.00</td> <td>-13.33</td> <td>44.81</td> <td>31.98</td> <td>8.77</td> <td>30.89</td> <td>6.00</td> <td>100</td> <td>252</td> <td>PEAK</td> </tr> </tbody> </table>	Limit	Read	Ant	Cable	Preamp	Aux	APos	TPos	Remark	Freq	Level	Line Margin	Level Factor	Loss Factor	Factor				MHz	dBuV/m	dBuV/m	dB	dBuV	dB/m	dB	dB	cm	deg	1	2389.43	60.67	74.00	-13.33	44.81	31.98	8.77	30.89	6.00	100	252	PEAK	 <p>Level (dBuV/m)</p> <p>Frequency (MHz)</p> <p>FCC PART 15C</p> <table border="1"> <thead> <tr> <th>Limit</th> <th>Read</th> <th>Ant</th> <th>Cable</th> <th>Preamp</th> <th>Aux</th> <th>APos</th> <th>TPos</th> <th>Remark</th> </tr> <tr> <th>Freq</th> <th>Level</th> <th>Line Margin</th> <th>Level Factor</th> <th>Loss Factor</th> <th>Factor</th> <th></th> <th></th> <th></th> </tr> <tr> <th>MHz</th> <th>dBuV/m</th> <th>dBuV/m</th> <th>dB</th> <th>dBuV</th> <th>dB/m</th> <th>dB</th> <th>dB</th> <th>cm</th> <th>deg</th> </tr> </thead> <tbody> <tr> <td>1</td> <td>2412.00</td> <td>103.81</td> <td>-----</td> <td>-----</td> <td>87.79</td> <td>32.02</td> <td>8.84</td> <td>30.84</td> <td>6.00</td> <td>100</td> <td>252</td> <td>PEAK</td> </tr> </tbody> </table>	Limit	Read	Ant	Cable	Preamp	Aux	APos	TPos	Remark	Freq	Level	Line Margin	Level Factor	Loss Factor	Factor				MHz	dBuV/m	dBuV/m	dB	dBuV	dB/m	dB	dB	cm	deg	1	2412.00	103.81	-----	-----	87.79	32.02	8.84	30.84	6.00	100	252	PEAK
	Limit	Read	Ant	Cable	Preamp	Aux	APos	TPos	Remark																																																																											
Freq	Level	Line Margin	Level Factor	Loss Factor	Factor																																																																															
MHz	dBuV/m	dBuV/m	dB	dBuV	dB/m	dB	dB	cm	deg																																																																											
1	2389.43	60.67	74.00	-13.33	44.81	31.98	8.77	30.89	6.00	100	252	PEAK																																																																								
Limit	Read	Ant	Cable	Preamp	Aux	APos	TPos	Remark																																																																												
Freq	Level	Line Margin	Level Factor	Loss Factor	Factor																																																																															
MHz	dBuV/m	dBuV/m	dB	dBuV	dB/m	dB	dB	cm	deg																																																																											
1	2412.00	103.81	-----	-----	87.79	32.02	8.84	30.84	6.00	100	252	PEAK																																																																								
Avg	 <p>Level (dBuV/m)</p> <p>Frequency (MHz)</p> <p>FCC PART 15C (AVG)</p> <table border="1"> <thead> <tr> <th>Limit</th> <th>Read</th> <th>Ant</th> <th>Cable</th> <th>Preamp</th> <th>Aux</th> <th>APos</th> <th>TPos</th> <th>Remark</th> </tr> <tr> <th>Freq</th> <th>Level</th> <th>Line Margin</th> <th>Level Factor</th> <th>Loss Factor</th> <th>Factor</th> <th></th> <th></th> <th></th> </tr> <tr> <th>MHz</th> <th>dBuV/m</th> <th>dBuV/m</th> <th>dB</th> <th>dBuV</th> <th>dB/m</th> <th>dB</th> <th>dB</th> <th>cm</th> <th>deg</th> </tr> </thead> <tbody> <tr> <td>1</td> <td>2389.95</td> <td>47.85</td> <td>54.00</td> <td>-6.15</td> <td>31.99</td> <td>31.98</td> <td>8.77</td> <td>30.89</td> <td>6.00</td> <td>100</td> <td>252</td> <td>AVERAGE</td> </tr> </tbody> </table>	Limit	Read	Ant	Cable	Preamp	Aux	APos	TPos	Remark	Freq	Level	Line Margin	Level Factor	Loss Factor	Factor				MHz	dBuV/m	dBuV/m	dB	dBuV	dB/m	dB	dB	cm	deg	1	2389.95	47.85	54.00	-6.15	31.99	31.98	8.77	30.89	6.00	100	252	AVERAGE	 <p>Level (dBuV/m)</p> <p>Frequency (MHz)</p> <p>FCC PART 15C (AVG)</p> <table border="1"> <thead> <tr> <th>Limit</th> <th>Read</th> <th>Ant</th> <th>Cable</th> <th>Preamp</th> <th>Aux</th> <th>APos</th> <th>TPos</th> <th>Remark</th> </tr> <tr> <th>Freq</th> <th>Level</th> <th>Line Margin</th> <th>Level Factor</th> <th>Loss Factor</th> <th>Factor</th> <th></th> <th></th> <th></th> </tr> <tr> <th>MHz</th> <th>dBuV/m</th> <th>dBuV/m</th> <th>dB</th> <th>dBuV</th> <th>dB/m</th> <th>dB</th> <th>dB</th> <th>cm</th> <th>deg</th> </tr> </thead> <tbody> <tr> <td>1</td> <td>2412.00</td> <td>94.04</td> <td>-----</td> <td>-----</td> <td>78.03</td> <td>32.02</td> <td>8.84</td> <td>30.85</td> <td>6.00</td> <td>100</td> <td>252</td> <td>AVERAGE</td> </tr> </tbody> </table>	Limit	Read	Ant	Cable	Preamp	Aux	APos	TPos	Remark	Freq	Level	Line Margin	Level Factor	Loss Factor	Factor				MHz	dBuV/m	dBuV/m	dB	dBuV	dB/m	dB	dB	cm	deg	1	2412.00	94.04	-----	-----	78.03	32.02	8.84	30.85	6.00	100	252	AVERAGE
Limit	Read	Ant	Cable	Preamp	Aux	APos	TPos	Remark																																																																												
Freq	Level	Line Margin	Level Factor	Loss Factor	Factor																																																																															
MHz	dBuV/m	dBuV/m	dB	dBuV	dB/m	dB	dB	cm	deg																																																																											
1	2389.95	47.85	54.00	-6.15	31.99	31.98	8.77	30.89	6.00	100	252	AVERAGE																																																																								
Limit	Read	Ant	Cable	Preamp	Aux	APos	TPos	Remark																																																																												
Freq	Level	Line Margin	Level Factor	Loss Factor	Factor																																																																															
MHz	dBuV/m	dBuV/m	dB	dBuV	dB/m	dB	dB	cm	deg																																																																											
1	2412.00	94.04	-----	-----	78.03	32.02	8.84	30.85	6.00	100	252	AVERAGE																																																																								



Mode	7																																																																																			
	Band Edge																																																																																			
	2400-2483.5_802.11n_HT20_CH01_2412MHz																																																																																			
ANT	10																																																																																			
Pol.	Vertical	Fundamental																																																																																		
Peak	 <table border="1" data-bbox="263 1108 774 1243"> <thead> <tr> <th>Limit</th> <th>Read</th> <th>Ant</th> <th>Cable</th> <th>Preamp</th> <th>Aux</th> <th>APos</th> <th>TPos</th> <th>Remark</th> </tr> <tr> <th>Freq</th> <th>Level</th> <th>Line Margin</th> <th>Level Factor</th> <th>Loss Factor</th> <th>Factor</th> <th></th> <th></th> <th></th> </tr> <tr> <th>MHz</th> <th>dBuV/m</th> <th>dBuV/m</th> <th>dB</th> <th>dBuV</th> <th>dB/m</th> <th>dB</th> <th>dB</th> <th>cm</th> <th>deg</th> </tr> </thead> <tbody> <tr> <td>1</td> <td>2389.69</td> <td>58.56</td> <td>74.00</td> <td>-15.44</td> <td>42.70</td> <td>31.98</td> <td>8.77</td> <td>30.89</td> <td>6.00</td> <td>363</td> <td>274</td> <td>PEAK</td> </tr> </tbody> </table>	Limit	Read	Ant	Cable	Preamp	Aux	APos	TPos	Remark	Freq	Level	Line Margin	Level Factor	Loss Factor	Factor				MHz	dBuV/m	dBuV/m	dB	dBuV	dB/m	dB	dB	cm	deg	1	2389.69	58.56	74.00	-15.44	42.70	31.98	8.77	30.89	6.00	363	274	PEAK	 <table border="1" data-bbox="901 1108 1412 1243"> <thead> <tr> <th>Limit</th> <th>Read</th> <th>Ant</th> <th>Cable</th> <th>Preamp</th> <th>Aux</th> <th>APos</th> <th>TPos</th> <th>Remark</th> </tr> <tr> <th>Freq</th> <th>Level</th> <th>Line Margin</th> <th>Level Factor</th> <th>Loss Factor</th> <th>Factor</th> <th></th> <th></th> <th></th> </tr> <tr> <th>MHz</th> <th>dBuV/m</th> <th>dBuV/m</th> <th>dB</th> <th>dBuV</th> <th>dB/m</th> <th>dB</th> <th>dB</th> <th>cm</th> <th>deg</th> </tr> </thead> <tbody> <tr> <td>1</td> <td>2412.00</td> <td>101.66</td> <td>-----</td> <td>-----</td> <td>85.64</td> <td>32.02</td> <td>8.84</td> <td>30.84</td> <td>6.00</td> <td>363</td> <td>274</td> <td>PEAK</td> </tr> </tbody> </table>	Limit	Read	Ant	Cable	Preamp	Aux	APos	TPos	Remark	Freq	Level	Line Margin	Level Factor	Loss Factor	Factor				MHz	dBuV/m	dBuV/m	dB	dBuV	dB/m	dB	dB	cm	deg	1	2412.00	101.66	-----	-----	85.64	32.02	8.84	30.84	6.00	363	274	PEAK
	Limit	Read	Ant	Cable	Preamp	Aux	APos	TPos	Remark																																																																											
Freq	Level	Line Margin	Level Factor	Loss Factor	Factor																																																																															
MHz	dBuV/m	dBuV/m	dB	dBuV	dB/m	dB	dB	cm	deg																																																																											
1	2389.69	58.56	74.00	-15.44	42.70	31.98	8.77	30.89	6.00	363	274	PEAK																																																																								
Limit	Read	Ant	Cable	Preamp	Aux	APos	TPos	Remark																																																																												
Freq	Level	Line Margin	Level Factor	Loss Factor	Factor																																																																															
MHz	dBuV/m	dBuV/m	dB	dBuV	dB/m	dB	dB	cm	deg																																																																											
1	2412.00	101.66	-----	-----	85.64	32.02	8.84	30.84	6.00	363	274	PEAK																																																																								
Avg	 <table border="1" data-bbox="263 1792 774 1926"> <thead> <tr> <th>Limit</th> <th>Read</th> <th>Ant</th> <th>Cable</th> <th>Preamp</th> <th>Aux</th> <th>APos</th> <th>TPos</th> <th>Remark</th> </tr> <tr> <th>Freq</th> <th>Level</th> <th>Line Margin</th> <th>Level Factor</th> <th>Loss Factor</th> <th>Factor</th> <th></th> <th></th> <th></th> </tr> <tr> <th>MHz</th> <th>dBuV/m</th> <th>dBuV/m</th> <th>dB</th> <th>dBuV</th> <th>dB/m</th> <th>dB</th> <th>dB</th> <th>cm</th> <th>deg</th> </tr> </thead> <tbody> <tr> <td>1</td> <td>2389.95</td> <td>46.27</td> <td>54.00</td> <td>-7.73</td> <td>30.41</td> <td>31.98</td> <td>8.77</td> <td>30.89</td> <td>6.00</td> <td>363</td> <td>274</td> <td>AVERAGE</td> </tr> </tbody> </table>	Limit	Read	Ant	Cable	Preamp	Aux	APos	TPos	Remark	Freq	Level	Line Margin	Level Factor	Loss Factor	Factor				MHz	dBuV/m	dBuV/m	dB	dBuV	dB/m	dB	dB	cm	deg	1	2389.95	46.27	54.00	-7.73	30.41	31.98	8.77	30.89	6.00	363	274	AVERAGE	 <table border="1" data-bbox="901 1792 1412 1926"> <thead> <tr> <th>Limit</th> <th>Read</th> <th>Ant</th> <th>Cable</th> <th>Preamp</th> <th>Aux</th> <th>APos</th> <th>TPos</th> <th>Remark</th> </tr> <tr> <th>Freq</th> <th>Level</th> <th>Line Margin</th> <th>Level Factor</th> <th>Loss Factor</th> <th>Factor</th> <th></th> <th></th> <th></th> </tr> <tr> <th>MHz</th> <th>dBuV/m</th> <th>dBuV/m</th> <th>dB</th> <th>dBuV</th> <th>dB/m</th> <th>dB</th> <th>dB</th> <th>cm</th> <th>deg</th> </tr> </thead> <tbody> <tr> <td>1</td> <td>2412.00</td> <td>92.16</td> <td>-----</td> <td>-----</td> <td>76.15</td> <td>32.02</td> <td>8.84</td> <td>30.85</td> <td>6.00</td> <td>363</td> <td>274</td> <td>AVERAGE</td> </tr> </tbody> </table>	Limit	Read	Ant	Cable	Preamp	Aux	APos	TPos	Remark	Freq	Level	Line Margin	Level Factor	Loss Factor	Factor				MHz	dBuV/m	dBuV/m	dB	dBuV	dB/m	dB	dB	cm	deg	1	2412.00	92.16	-----	-----	76.15	32.02	8.84	30.85	6.00	363	274	AVERAGE
Limit	Read	Ant	Cable	Preamp	Aux	APos	TPos	Remark																																																																												
Freq	Level	Line Margin	Level Factor	Loss Factor	Factor																																																																															
MHz	dBuV/m	dBuV/m	dB	dBuV	dB/m	dB	dB	cm	deg																																																																											
1	2389.95	46.27	54.00	-7.73	30.41	31.98	8.77	30.89	6.00	363	274	AVERAGE																																																																								
Limit	Read	Ant	Cable	Preamp	Aux	APos	TPos	Remark																																																																												
Freq	Level	Line Margin	Level Factor	Loss Factor	Factor																																																																															
MHz	dBuV/m	dBuV/m	dB	dBuV	dB/m	dB	dB	cm	deg																																																																											
1	2412.00	92.16	-----	-----	76.15	32.02	8.84	30.85	6.00	363	274	AVERAGE																																																																								



Mode	7																																																																																									
	Harmonic																																																																																									
	2400-2483.5_802.11n_HT20_CH01_2412MHz																																																																																									
ANT	10																																																																																									
Pol.	Horizontal	Vertical																																																																																								
Peak Avg	<table border="1"> <thead> <tr> <th>Limit</th> <th>Read</th> <th>Ant</th> <th>Cable</th> <th>Preamp</th> <th>Aux</th> <th>APos</th> <th>TPos</th> <th>Remark</th> </tr> <tr> <th>Freq</th> <th>Level</th> <th>Line Margin</th> <th>Level Factor</th> <th>Loss Factor</th> <th>Loss Factor</th> <th>Factor</th> <th>cm</th> <th>deg</th> </tr> </thead> <tbody> <tr> <td>1</td> <td>4824.00</td> <td>39.90</td> <td>74.00</td> <td>-34.10</td> <td>58.30</td> <td>34.55</td> <td>12.48</td> <td>65.43</td> <td>0.00</td> <td>300</td> <td>0</td> <td>PEAK</td> </tr> <tr> <td>2</td> <td>7236.00</td> <td>43.93</td> <td>74.00</td> <td>-30.07</td> <td>57.92</td> <td>36.55</td> <td>14.66</td> <td>65.20</td> <td>0.00</td> <td>300</td> <td>0</td> <td>PEAK</td> </tr> </tbody> </table>	Limit	Read	Ant	Cable	Preamp	Aux	APos	TPos	Remark	Freq	Level	Line Margin	Level Factor	Loss Factor	Loss Factor	Factor	cm	deg	1	4824.00	39.90	74.00	-34.10	58.30	34.55	12.48	65.43	0.00	300	0	PEAK	2	7236.00	43.93	74.00	-30.07	57.92	36.55	14.66	65.20	0.00	300	0	PEAK	<table border="1"> <thead> <tr> <th>Limit</th> <th>Read</th> <th>Ant</th> <th>Cable</th> <th>Preamp</th> <th>Aux</th> <th>APos</th> <th>TPos</th> <th>Remark</th> </tr> <tr> <th>Freq</th> <th>Level</th> <th>Line Margin</th> <th>Level Factor</th> <th>Loss Factor</th> <th>Loss Factor</th> <th>Factor</th> <th>cm</th> <th>deg</th> </tr> </thead> <tbody> <tr> <td>1</td> <td>4824.00</td> <td>40.30</td> <td>74.00</td> <td>-33.70</td> <td>58.70</td> <td>34.55</td> <td>12.48</td> <td>65.43</td> <td>0.00</td> <td>100</td> <td>0</td> <td>PEAK</td> </tr> <tr> <td>2</td> <td>7236.00</td> <td>44.07</td> <td>74.00</td> <td>-29.93</td> <td>58.06</td> <td>36.55</td> <td>14.66</td> <td>65.20</td> <td>0.00</td> <td>100</td> <td>0</td> <td>PEAK</td> </tr> </tbody> </table>	Limit	Read	Ant	Cable	Preamp	Aux	APos	TPos	Remark	Freq	Level	Line Margin	Level Factor	Loss Factor	Loss Factor	Factor	cm	deg	1	4824.00	40.30	74.00	-33.70	58.70	34.55	12.48	65.43	0.00	100	0	PEAK	2	7236.00	44.07	74.00	-29.93	58.06	36.55	14.66	65.20	0.00	100	0	PEAK
Limit	Read	Ant	Cable	Preamp	Aux	APos	TPos	Remark																																																																																		
Freq	Level	Line Margin	Level Factor	Loss Factor	Loss Factor	Factor	cm	deg																																																																																		
1	4824.00	39.90	74.00	-34.10	58.30	34.55	12.48	65.43	0.00	300	0	PEAK																																																																														
2	7236.00	43.93	74.00	-30.07	57.92	36.55	14.66	65.20	0.00	300	0	PEAK																																																																														
Limit	Read	Ant	Cable	Preamp	Aux	APos	TPos	Remark																																																																																		
Freq	Level	Line Margin	Level Factor	Loss Factor	Loss Factor	Factor	cm	deg																																																																																		
1	4824.00	40.30	74.00	-33.70	58.70	34.55	12.48	65.43	0.00	100	0	PEAK																																																																														
2	7236.00	44.07	74.00	-29.93	58.06	36.55	14.66	65.20	0.00	100	0	PEAK																																																																														



Mode	8																																																																																																													
	Harmonic																																																																																																													
	2400-2483.5_802.11n_HT20_CH06_2437MHz																																																																																																													
ANT	10																																																																																																													
Pol.	Horizontal	Vertical																																																																																																												
Peak Avg	<table border="1"> <thead> <tr> <th>Limit</th> <th>Read</th> <th>Ant</th> <th>Cable</th> <th>Preamp</th> <th>Aux</th> <th>APos</th> <th>TPos</th> <th>Remark</th> </tr> <tr> <th>Freq</th> <th>Level</th> <th>Line Margin</th> <th>Level Factor</th> <th>Loss Factor</th> <th>Loss Factor</th> <th>Factor</th> <th></th> <th></th> </tr> <tr> <th>MHz</th> <th>dBuV/m</th> <th>dBuV/m</th> <th>dB</th> <th>dBuV</th> <th>dB/m</th> <th>dB</th> <th>dB</th> <th>cm</th> <th>deg</th> </tr> </thead> <tbody> <tr> <td>1</td> <td>4874.00</td> <td>41.16</td> <td>74.00</td> <td>-32.84</td> <td>59.67</td> <td>34.64</td> <td>12.29</td> <td>65.44</td> <td>0.00</td> <td>300</td> <td>0</td> <td>PEAK</td> </tr> <tr> <td>2</td> <td>7311.00</td> <td>42.60</td> <td>74.00</td> <td>-31.40</td> <td>56.56</td> <td>36.56</td> <td>14.73</td> <td>65.25</td> <td>0.00</td> <td>300</td> <td>0</td> <td>PEAK</td> </tr> </tbody> </table>	Limit	Read	Ant	Cable	Preamp	Aux	APos	TPos	Remark	Freq	Level	Line Margin	Level Factor	Loss Factor	Loss Factor	Factor			MHz	dBuV/m	dBuV/m	dB	dBuV	dB/m	dB	dB	cm	deg	1	4874.00	41.16	74.00	-32.84	59.67	34.64	12.29	65.44	0.00	300	0	PEAK	2	7311.00	42.60	74.00	-31.40	56.56	36.56	14.73	65.25	0.00	300	0	PEAK	<table border="1"> <thead> <tr> <th>Limit</th> <th>Read</th> <th>Ant</th> <th>Cable</th> <th>Preamp</th> <th>Aux</th> <th>APos</th> <th>TPos</th> <th>Remark</th> </tr> <tr> <th>Freq</th> <th>Level</th> <th>Line Margin</th> <th>Level Factor</th> <th>Loss Factor</th> <th>Loss Factor</th> <th>Factor</th> <th></th> <th></th> </tr> <tr> <th>MHz</th> <th>dBuV/m</th> <th>dBuV/m</th> <th>dB</th> <th>dBuV</th> <th>dB/m</th> <th>dB</th> <th>dB</th> <th>cm</th> <th>deg</th> </tr> </thead> <tbody> <tr> <td>1</td> <td>4874.00</td> <td>40.18</td> <td>74.00</td> <td>-33.82</td> <td>58.69</td> <td>34.64</td> <td>12.29</td> <td>65.44</td> <td>0.00</td> <td>100</td> <td>0</td> <td>PEAK</td> </tr> <tr> <td>2</td> <td>7311.00</td> <td>44.07</td> <td>74.00</td> <td>-29.93</td> <td>58.03</td> <td>36.56</td> <td>14.73</td> <td>65.25</td> <td>0.00</td> <td>100</td> <td>0</td> <td>PEAK</td> </tr> </tbody> </table>	Limit	Read	Ant	Cable	Preamp	Aux	APos	TPos	Remark	Freq	Level	Line Margin	Level Factor	Loss Factor	Loss Factor	Factor			MHz	dBuV/m	dBuV/m	dB	dBuV	dB/m	dB	dB	cm	deg	1	4874.00	40.18	74.00	-33.82	58.69	34.64	12.29	65.44	0.00	100	0	PEAK	2	7311.00	44.07	74.00	-29.93	58.03	36.56	14.73	65.25	0.00	100	0	PEAK
Limit	Read	Ant	Cable	Preamp	Aux	APos	TPos	Remark																																																																																																						
Freq	Level	Line Margin	Level Factor	Loss Factor	Loss Factor	Factor																																																																																																								
MHz	dBuV/m	dBuV/m	dB	dBuV	dB/m	dB	dB	cm	deg																																																																																																					
1	4874.00	41.16	74.00	-32.84	59.67	34.64	12.29	65.44	0.00	300	0	PEAK																																																																																																		
2	7311.00	42.60	74.00	-31.40	56.56	36.56	14.73	65.25	0.00	300	0	PEAK																																																																																																		
Limit	Read	Ant	Cable	Preamp	Aux	APos	TPos	Remark																																																																																																						
Freq	Level	Line Margin	Level Factor	Loss Factor	Loss Factor	Factor																																																																																																								
MHz	dBuV/m	dBuV/m	dB	dBuV	dB/m	dB	dB	cm	deg																																																																																																					
1	4874.00	40.18	74.00	-33.82	58.69	34.64	12.29	65.44	0.00	100	0	PEAK																																																																																																		
2	7311.00	44.07	74.00	-29.93	58.03	36.56	14.73	65.25	0.00	100	0	PEAK																																																																																																		



	9																																																																															
Mode	Band Edge																																																																															
	2400-2483.5_802.11n_HT20_CH11_2462MHz																																																																															
ANT	10																																																																															
Pol.	Horizontal	Fundamental																																																																														
Peak	<table border="1"> <thead> <tr> <th>Limit</th> <th>Read</th> <th>Ant</th> <th>Cable</th> <th>Preamp</th> <th>Aux</th> <th>APos</th> <th>TPos</th> <th>Remark</th> </tr> <tr> <th>Freq</th> <th>Level</th> <th>Line Margin</th> <th>Level Factor</th> <th>Loss Factor</th> <th>Factor</th> <th>Factor</th> <th></th> <th></th> </tr> <tr> <th>MHz</th> <th>dBuV/m</th> <th>dBuV/m</th> <th>dB</th> <th>dBuV</th> <th>dB/m</th> <th>dB</th> <th>dB</th> <th>cm</th> <th>deg</th> </tr> </thead> <tbody> <tr> <td>1 2492.17</td> <td>58.64</td> <td>74.00</td> <td>-15.36</td> <td>42.04</td> <td>32.14</td> <td>9.08</td> <td>30.62</td> <td>6.00</td> <td>118</td> <td>211 PEAK</td> </tr> </tbody> </table>	Limit	Read	Ant	Cable	Preamp	Aux	APos	TPos	Remark	Freq	Level	Line Margin	Level Factor	Loss Factor	Factor	Factor			MHz	dBuV/m	dBuV/m	dB	dBuV	dB/m	dB	dB	cm	deg	1 2492.17	58.64	74.00	-15.36	42.04	32.14	9.08	30.62	6.00	118	211 PEAK	<table border="1"> <thead> <tr> <th>Limit</th> <th>Read</th> <th>Ant</th> <th>Cable</th> <th>Preamp</th> <th>Aux</th> <th>APos</th> <th>TPos</th> <th>Remark</th> </tr> <tr> <th>Freq</th> <th>Level</th> <th>Line Margin</th> <th>Level Factor</th> <th>Loss Factor</th> <th>Factor</th> <th>Factor</th> <th></th> <th></th> </tr> <tr> <th>MHz</th> <th>dBuV/m</th> <th>dBuV/m</th> <th>dB</th> <th>dBuV</th> <th>dB/m</th> <th>dB</th> <th>dB</th> <th>cm</th> <th>deg</th> </tr> </thead> <tbody> <tr> <td>1 2462.00</td> <td>102.55</td> <td>-----</td> <td>-----</td> <td>86.19</td> <td>32.09</td> <td>8.98</td> <td>30.71</td> <td>6.00</td> <td>118</td> <td>211 PEAK</td> </tr> </tbody> </table>	Limit	Read	Ant	Cable	Preamp	Aux	APos	TPos	Remark	Freq	Level	Line Margin	Level Factor	Loss Factor	Factor	Factor			MHz	dBuV/m	dBuV/m	dB	dBuV	dB/m	dB	dB	cm	deg	1 2462.00	102.55	-----	-----	86.19	32.09	8.98	30.71	6.00	118	211 PEAK
Limit	Read	Ant	Cable	Preamp	Aux	APos	TPos	Remark																																																																								
Freq	Level	Line Margin	Level Factor	Loss Factor	Factor	Factor																																																																										
MHz	dBuV/m	dBuV/m	dB	dBuV	dB/m	dB	dB	cm	deg																																																																							
1 2492.17	58.64	74.00	-15.36	42.04	32.14	9.08	30.62	6.00	118	211 PEAK																																																																						
Limit	Read	Ant	Cable	Preamp	Aux	APos	TPos	Remark																																																																								
Freq	Level	Line Margin	Level Factor	Loss Factor	Factor	Factor																																																																										
MHz	dBuV/m	dBuV/m	dB	dBuV	dB/m	dB	dB	cm	deg																																																																							
1 2462.00	102.55	-----	-----	86.19	32.09	8.98	30.71	6.00	118	211 PEAK																																																																						
Avg	<table border="1"> <thead> <tr> <th>Limit</th> <th>Read</th> <th>Ant</th> <th>Cable</th> <th>Preamp</th> <th>Aux</th> <th>APos</th> <th>TPos</th> <th>Remark</th> </tr> <tr> <th>Freq</th> <th>Level</th> <th>Line Margin</th> <th>Level Factor</th> <th>Loss Factor</th> <th>Factor</th> <th>Factor</th> <th></th> <th></th> </tr> <tr> <th>MHz</th> <th>dBuV/m</th> <th>dBuV/m</th> <th>dB</th> <th>dBuV</th> <th>dB/m</th> <th>dB</th> <th>dB</th> <th>cm</th> <th>deg</th> </tr> </thead> <tbody> <tr> <td>1 2483.51</td> <td>46.11</td> <td>54.00</td> <td>-7.89</td> <td>29.58</td> <td>32.13</td> <td>9.05</td> <td>30.65</td> <td>6.00</td> <td>118</td> <td>211 AVERAGE</td> </tr> </tbody> </table>	Limit	Read	Ant	Cable	Preamp	Aux	APos	TPos	Remark	Freq	Level	Line Margin	Level Factor	Loss Factor	Factor	Factor			MHz	dBuV/m	dBuV/m	dB	dBuV	dB/m	dB	dB	cm	deg	1 2483.51	46.11	54.00	-7.89	29.58	32.13	9.05	30.65	6.00	118	211 AVERAGE	<table border="1"> <thead> <tr> <th>Limit</th> <th>Read</th> <th>Ant</th> <th>Cable</th> <th>Preamp</th> <th>Aux</th> <th>APos</th> <th>TPos</th> <th>Remark</th> </tr> <tr> <th>Freq</th> <th>Level</th> <th>Line Margin</th> <th>Level Factor</th> <th>Loss Factor</th> <th>Factor</th> <th>Factor</th> <th></th> <th></th> </tr> <tr> <th>MHz</th> <th>dBuV/m</th> <th>dBuV/m</th> <th>dB</th> <th>dBuV</th> <th>dB/m</th> <th>dB</th> <th>dB</th> <th>cm</th> <th>deg</th> </tr> </thead> <tbody> <tr> <td>1 2462.00</td> <td>93.02</td> <td>-----</td> <td>-----</td> <td>76.71</td> <td>32.08</td> <td>8.96</td> <td>30.73</td> <td>6.00</td> <td>118</td> <td>211 AVERAGE</td> </tr> </tbody> </table>	Limit	Read	Ant	Cable	Preamp	Aux	APos	TPos	Remark	Freq	Level	Line Margin	Level Factor	Loss Factor	Factor	Factor			MHz	dBuV/m	dBuV/m	dB	dBuV	dB/m	dB	dB	cm	deg	1 2462.00	93.02	-----	-----	76.71	32.08	8.96	30.73	6.00	118	211 AVERAGE
Limit	Read	Ant	Cable	Preamp	Aux	APos	TPos	Remark																																																																								
Freq	Level	Line Margin	Level Factor	Loss Factor	Factor	Factor																																																																										
MHz	dBuV/m	dBuV/m	dB	dBuV	dB/m	dB	dB	cm	deg																																																																							
1 2483.51	46.11	54.00	-7.89	29.58	32.13	9.05	30.65	6.00	118	211 AVERAGE																																																																						
Limit	Read	Ant	Cable	Preamp	Aux	APos	TPos	Remark																																																																								
Freq	Level	Line Margin	Level Factor	Loss Factor	Factor	Factor																																																																										
MHz	dBuV/m	dBuV/m	dB	dBuV	dB/m	dB	dB	cm	deg																																																																							
1 2462.00	93.02	-----	-----	76.71	32.08	8.96	30.73	6.00	118	211 AVERAGE																																																																						



	9																																																																																			
Mode	Band Edge																																																																																			
	2400-2483.5_802.11n_HT20_CH11_2462MHz																																																																																			
ANT	10																																																																																			
Pol.	Vertical	Fundamental																																																																																		
Peak	<table border="1"> <thead> <tr> <th>Limit</th> <th>Read</th> <th>Ant</th> <th>Cable</th> <th>Preamp</th> <th>Aux</th> <th>APos</th> <th>TPos</th> <th>Remark</th> </tr> <tr> <th>Freq</th> <th>Level</th> <th>Line Margin</th> <th>Level Factor</th> <th>Loss Factor</th> <th>Factor</th> <th></th> <th></th> <th></th> </tr> <tr> <th>MHz</th> <th>dBuV/m</th> <th>dBuV/m</th> <th>dB</th> <th>dBuV</th> <th>dB/m</th> <th>dB</th> <th>dB</th> <th>cm</th> <th>deg</th> </tr> </thead> <tbody> <tr> <td>1</td> <td>2483.89</td> <td>58.07</td> <td>74.00</td> <td>-15.93</td> <td>41.54</td> <td>32.13</td> <td>9.05</td> <td>30.65</td> <td>6.00</td> <td>392</td> <td>278</td> <td>PEAK</td> </tr> </tbody> </table>	Limit	Read	Ant	Cable	Preamp	Aux	APos	TPos	Remark	Freq	Level	Line Margin	Level Factor	Loss Factor	Factor				MHz	dBuV/m	dBuV/m	dB	dBuV	dB/m	dB	dB	cm	deg	1	2483.89	58.07	74.00	-15.93	41.54	32.13	9.05	30.65	6.00	392	278	PEAK	<table border="1"> <thead> <tr> <th>Limit</th> <th>Read</th> <th>Ant</th> <th>Cable</th> <th>Preamp</th> <th>Aux</th> <th>APos</th> <th>TPos</th> <th>Remark</th> </tr> <tr> <th>Freq</th> <th>Level</th> <th>Line Margin</th> <th>Level Factor</th> <th>Loss Factor</th> <th>Factor</th> <th></th> <th></th> <th></th> </tr> <tr> <th>MHz</th> <th>dBuV/m</th> <th>dBuV/m</th> <th>dB</th> <th>dBuV</th> <th>dB/m</th> <th>dB</th> <th>dB</th> <th>cm</th> <th>deg</th> </tr> </thead> <tbody> <tr> <td>1</td> <td>2462.00</td> <td>100.07</td> <td>-----</td> <td>-----</td> <td>83.71</td> <td>32.09</td> <td>8.98</td> <td>30.71</td> <td>6.00</td> <td>392</td> <td>278</td> <td>PEAK</td> </tr> </tbody> </table>	Limit	Read	Ant	Cable	Preamp	Aux	APos	TPos	Remark	Freq	Level	Line Margin	Level Factor	Loss Factor	Factor				MHz	dBuV/m	dBuV/m	dB	dBuV	dB/m	dB	dB	cm	deg	1	2462.00	100.07	-----	-----	83.71	32.09	8.98	30.71	6.00	392	278	PEAK
Limit	Read	Ant	Cable	Preamp	Aux	APos	TPos	Remark																																																																												
Freq	Level	Line Margin	Level Factor	Loss Factor	Factor																																																																															
MHz	dBuV/m	dBuV/m	dB	dBuV	dB/m	dB	dB	cm	deg																																																																											
1	2483.89	58.07	74.00	-15.93	41.54	32.13	9.05	30.65	6.00	392	278	PEAK																																																																								
Limit	Read	Ant	Cable	Preamp	Aux	APos	TPos	Remark																																																																												
Freq	Level	Line Margin	Level Factor	Loss Factor	Factor																																																																															
MHz	dBuV/m	dBuV/m	dB	dBuV	dB/m	dB	dB	cm	deg																																																																											
1	2462.00	100.07	-----	-----	83.71	32.09	8.98	30.71	6.00	392	278	PEAK																																																																								
Avg	<table border="1"> <thead> <tr> <th>Limit</th> <th>Read</th> <th>Ant</th> <th>Cable</th> <th>Preamp</th> <th>Aux</th> <th>APos</th> <th>TPos</th> <th>Remark</th> </tr> <tr> <th>Freq</th> <th>Level</th> <th>Line Margin</th> <th>Level Factor</th> <th>Loss Factor</th> <th>Factor</th> <th></th> <th></th> <th></th> </tr> <tr> <th>MHz</th> <th>dBuV/m</th> <th>dBuV/m</th> <th>dB</th> <th>dBuV</th> <th>dB/m</th> <th>dB</th> <th>dB</th> <th>cm</th> <th>deg</th> </tr> </thead> <tbody> <tr> <td>1</td> <td>2484.04</td> <td>45.60</td> <td>54.00</td> <td>-8.40</td> <td>29.06</td> <td>32.13</td> <td>9.05</td> <td>30.64</td> <td>6.00</td> <td>392</td> <td>278</td> <td>AVERAGE</td> </tr> </tbody> </table>	Limit	Read	Ant	Cable	Preamp	Aux	APos	TPos	Remark	Freq	Level	Line Margin	Level Factor	Loss Factor	Factor				MHz	dBuV/m	dBuV/m	dB	dBuV	dB/m	dB	dB	cm	deg	1	2484.04	45.60	54.00	-8.40	29.06	32.13	9.05	30.64	6.00	392	278	AVERAGE	<table border="1"> <thead> <tr> <th>Limit</th> <th>Read</th> <th>Ant</th> <th>Cable</th> <th>Preamp</th> <th>Aux</th> <th>APos</th> <th>TPos</th> <th>Remark</th> </tr> <tr> <th>Freq</th> <th>Level</th> <th>Line Margin</th> <th>Level Factor</th> <th>Loss Factor</th> <th>Factor</th> <th></th> <th></th> <th></th> </tr> <tr> <th>MHz</th> <th>dBuV/m</th> <th>dBuV/m</th> <th>dB</th> <th>dBuV</th> <th>dB/m</th> <th>dB</th> <th>dB</th> <th>cm</th> <th>deg</th> </tr> </thead> <tbody> <tr> <td>1</td> <td>2462.00</td> <td>90.91</td> <td>-----</td> <td>-----</td> <td>74.54</td> <td>32.09</td> <td>8.99</td> <td>30.71</td> <td>6.00</td> <td>392</td> <td>278</td> <td>AVERAGE</td> </tr> </tbody> </table>	Limit	Read	Ant	Cable	Preamp	Aux	APos	TPos	Remark	Freq	Level	Line Margin	Level Factor	Loss Factor	Factor				MHz	dBuV/m	dBuV/m	dB	dBuV	dB/m	dB	dB	cm	deg	1	2462.00	90.91	-----	-----	74.54	32.09	8.99	30.71	6.00	392	278	AVERAGE
Limit	Read	Ant	Cable	Preamp	Aux	APos	TPos	Remark																																																																												
Freq	Level	Line Margin	Level Factor	Loss Factor	Factor																																																																															
MHz	dBuV/m	dBuV/m	dB	dBuV	dB/m	dB	dB	cm	deg																																																																											
1	2484.04	45.60	54.00	-8.40	29.06	32.13	9.05	30.64	6.00	392	278	AVERAGE																																																																								
Limit	Read	Ant	Cable	Preamp	Aux	APos	TPos	Remark																																																																												
Freq	Level	Line Margin	Level Factor	Loss Factor	Factor																																																																															
MHz	dBuV/m	dBuV/m	dB	dBuV	dB/m	dB	dB	cm	deg																																																																											
1	2462.00	90.91	-----	-----	74.54	32.09	8.99	30.71	6.00	392	278	AVERAGE																																																																								



Mode	9																																																																																																													
	Harmonic																																																																																																													
	2400-2483.5_802.11n_HT20_CH11_2462MHz																																																																																																													
ANT	10																																																																																																													
Pol.	Horizontal	Vertical																																																																																																												
Peak Avg	<table border="1"> <thead> <tr> <th>Limit</th> <th>Read</th> <th>Ant</th> <th>Cable</th> <th>Preamp</th> <th>Aux</th> <th>APos</th> <th>TPos</th> <th>Remark</th> </tr> <tr> <th>Freq</th> <th>Level</th> <th>Line Margin</th> <th>Level Factor</th> <th>Loss Factor</th> <th>Loss Factor</th> <th>Factor</th> <th></th> <th></th> </tr> <tr> <th>MHz</th> <th>dBuV/m</th> <th>dBuV/m</th> <th>dB</th> <th>dBuV</th> <th>dB/m</th> <th>dB</th> <th>dB</th> <th>cm</th> <th>deg</th> </tr> </thead> <tbody> <tr> <td>1</td> <td>4924.00</td> <td>40.80</td> <td>74.00</td> <td>-33.20</td> <td>59.29</td> <td>34.73</td> <td>12.22</td> <td>65.44</td> <td>0.00</td> <td>300</td> <td>0</td> <td>PEAK</td> </tr> <tr> <td>2</td> <td>7386.00</td> <td>44.16</td> <td>74.00</td> <td>-29.84</td> <td>58.09</td> <td>36.58</td> <td>14.78</td> <td>65.29</td> <td>0.00</td> <td>300</td> <td>0</td> <td>PEAK</td> </tr> </tbody> </table>	Limit	Read	Ant	Cable	Preamp	Aux	APos	TPos	Remark	Freq	Level	Line Margin	Level Factor	Loss Factor	Loss Factor	Factor			MHz	dBuV/m	dBuV/m	dB	dBuV	dB/m	dB	dB	cm	deg	1	4924.00	40.80	74.00	-33.20	59.29	34.73	12.22	65.44	0.00	300	0	PEAK	2	7386.00	44.16	74.00	-29.84	58.09	36.58	14.78	65.29	0.00	300	0	PEAK	<table border="1"> <thead> <tr> <th>Limit</th> <th>Read</th> <th>Ant</th> <th>Cable</th> <th>Preamp</th> <th>Aux</th> <th>APos</th> <th>TPos</th> <th>Remark</th> </tr> <tr> <th>Freq</th> <th>Level</th> <th>Line Margin</th> <th>Level Factor</th> <th>Loss Factor</th> <th>Loss Factor</th> <th>Factor</th> <th></th> <th></th> </tr> <tr> <th>MHz</th> <th>dBuV/m</th> <th>dBuV/m</th> <th>dB</th> <th>dBuV</th> <th>dB/m</th> <th>dB</th> <th>dB</th> <th>cm</th> <th>deg</th> </tr> </thead> <tbody> <tr> <td>1</td> <td>4924.00</td> <td>40.96</td> <td>74.00</td> <td>-33.04</td> <td>59.45</td> <td>34.73</td> <td>12.22</td> <td>65.44</td> <td>0.00</td> <td>100</td> <td>0</td> <td>PEAK</td> </tr> <tr> <td>2</td> <td>7386.00</td> <td>43.37</td> <td>74.00</td> <td>-30.63</td> <td>57.30</td> <td>36.58</td> <td>14.78</td> <td>65.29</td> <td>0.00</td> <td>100</td> <td>0</td> <td>PEAK</td> </tr> </tbody> </table>	Limit	Read	Ant	Cable	Preamp	Aux	APos	TPos	Remark	Freq	Level	Line Margin	Level Factor	Loss Factor	Loss Factor	Factor			MHz	dBuV/m	dBuV/m	dB	dBuV	dB/m	dB	dB	cm	deg	1	4924.00	40.96	74.00	-33.04	59.45	34.73	12.22	65.44	0.00	100	0	PEAK	2	7386.00	43.37	74.00	-30.63	57.30	36.58	14.78	65.29	0.00	100	0	PEAK
Limit	Read	Ant	Cable	Preamp	Aux	APos	TPos	Remark																																																																																																						
Freq	Level	Line Margin	Level Factor	Loss Factor	Loss Factor	Factor																																																																																																								
MHz	dBuV/m	dBuV/m	dB	dBuV	dB/m	dB	dB	cm	deg																																																																																																					
1	4924.00	40.80	74.00	-33.20	59.29	34.73	12.22	65.44	0.00	300	0	PEAK																																																																																																		
2	7386.00	44.16	74.00	-29.84	58.09	36.58	14.78	65.29	0.00	300	0	PEAK																																																																																																		
Limit	Read	Ant	Cable	Preamp	Aux	APos	TPos	Remark																																																																																																						
Freq	Level	Line Margin	Level Factor	Loss Factor	Loss Factor	Factor																																																																																																								
MHz	dBuV/m	dBuV/m	dB	dBuV	dB/m	dB	dB	cm	deg																																																																																																					
1	4924.00	40.96	74.00	-33.04	59.45	34.73	12.22	65.44	0.00	100	0	PEAK																																																																																																		
2	7386.00	43.37	74.00	-30.63	57.30	36.58	14.78	65.29	0.00	100	0	PEAK																																																																																																		

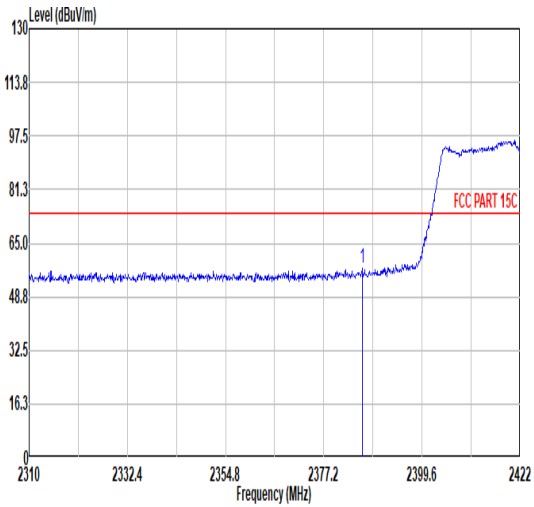
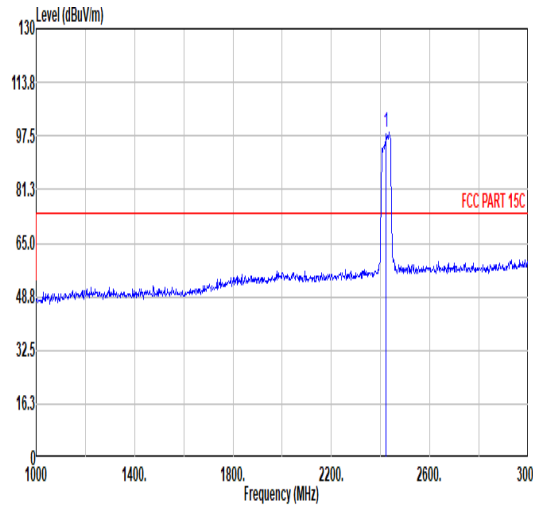
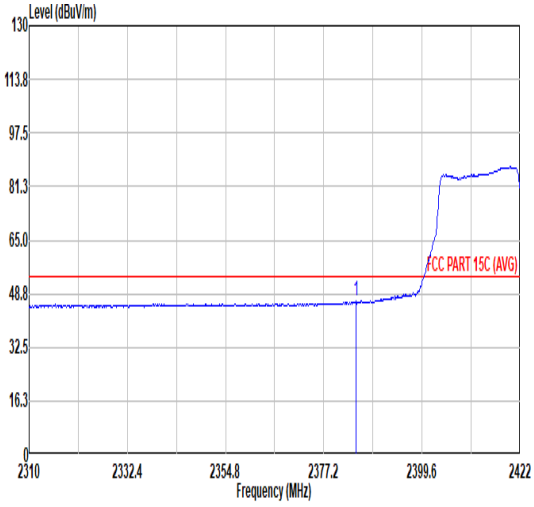
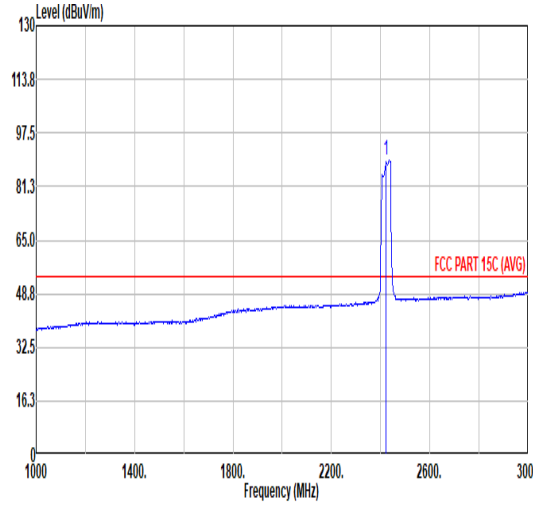


Mode	10																																																																																			
	Band Edge - L																																																																																			
	2400-2483.5_802.11n_HT40_CH03_2422MHz																																																																																			
ANT	10																																																																																			
Pol.	Horizontal	Fundamental																																																																																		
Peak	<table border="1"> <thead> <tr> <th>Limit</th> <th>Read</th> <th>Ant</th> <th>Cable</th> <th>Preamp</th> <th>Aux</th> <th>APos</th> <th>TPos</th> <th>Remark</th> </tr> <tr> <th>Freq</th> <th>Level</th> <th>Line Margin</th> <th>Level Factor</th> <th>Loss Factor</th> <th>Factor</th> <th></th> <th></th> <th></th> </tr> <tr> <th>MHz</th> <th>dBuV/m</th> <th>dBuV/m</th> <th>dB</th> <th>dBuV</th> <th>dB/m</th> <th>dB</th> <th>dB</th> <th>cm</th> <th>deg</th> </tr> </thead> <tbody> <tr> <td>1</td> <td>2388.40</td> <td>59.08</td> <td>74.00</td> <td>-14.92</td> <td>43.23</td> <td>31.97</td> <td>8.77</td> <td>30.89</td> <td>6.00</td> <td>196</td> <td>198</td> <td>PEAK</td> </tr> </tbody> </table>	Limit	Read	Ant	Cable	Preamp	Aux	APos	TPos	Remark	Freq	Level	Line Margin	Level Factor	Loss Factor	Factor				MHz	dBuV/m	dBuV/m	dB	dBuV	dB/m	dB	dB	cm	deg	1	2388.40	59.08	74.00	-14.92	43.23	31.97	8.77	30.89	6.00	196	198	PEAK	<table border="1"> <thead> <tr> <th>Limit</th> <th>Read</th> <th>Ant</th> <th>Cable</th> <th>Preamp</th> <th>Aux</th> <th>APos</th> <th>TPos</th> <th>Remark</th> </tr> <tr> <th>Freq</th> <th>Level</th> <th>Line Margin</th> <th>Level Factor</th> <th>Loss Factor</th> <th>Factor</th> <th></th> <th></th> <th></th> </tr> <tr> <th>MHz</th> <th>dBuV/m</th> <th>dBuV/m</th> <th>dB</th> <th>dBuV</th> <th>dB/m</th> <th>dB</th> <th>dB</th> <th>cm</th> <th>deg</th> </tr> </thead> <tbody> <tr> <td>1</td> <td>2422.00</td> <td>102.44</td> <td>-----</td> <td>-----</td> <td>86.26</td> <td>32.85</td> <td>8.91</td> <td>30.78</td> <td>6.00</td> <td>196</td> <td>198</td> <td>PEAK</td> </tr> </tbody> </table>	Limit	Read	Ant	Cable	Preamp	Aux	APos	TPos	Remark	Freq	Level	Line Margin	Level Factor	Loss Factor	Factor				MHz	dBuV/m	dBuV/m	dB	dBuV	dB/m	dB	dB	cm	deg	1	2422.00	102.44	-----	-----	86.26	32.85	8.91	30.78	6.00	196	198	PEAK
	Limit	Read	Ant	Cable	Preamp	Aux	APos	TPos	Remark																																																																											
Freq	Level	Line Margin	Level Factor	Loss Factor	Factor																																																																															
MHz	dBuV/m	dBuV/m	dB	dBuV	dB/m	dB	dB	cm	deg																																																																											
1	2388.40	59.08	74.00	-14.92	43.23	31.97	8.77	30.89	6.00	196	198	PEAK																																																																								
Limit	Read	Ant	Cable	Preamp	Aux	APos	TPos	Remark																																																																												
Freq	Level	Line Margin	Level Factor	Loss Factor	Factor																																																																															
MHz	dBuV/m	dBuV/m	dB	dBuV	dB/m	dB	dB	cm	deg																																																																											
1	2422.00	102.44	-----	-----	86.26	32.85	8.91	30.78	6.00	196	198	PEAK																																																																								
Avg	<table border="1"> <thead> <tr> <th>Limit</th> <th>Read</th> <th>Ant</th> <th>Cable</th> <th>Preamp</th> <th>Aux</th> <th>APos</th> <th>TPos</th> <th>Remark</th> </tr> <tr> <th>Freq</th> <th>Level</th> <th>Line Margin</th> <th>Level Factor</th> <th>Loss Factor</th> <th>Factor</th> <th></th> <th></th> <th></th> </tr> <tr> <th>MHz</th> <th>dBuV/m</th> <th>dBuV/m</th> <th>dB</th> <th>dBuV</th> <th>dB/m</th> <th>dB</th> <th>dB</th> <th>cm</th> <th>deg</th> </tr> </thead> <tbody> <tr> <td>1</td> <td>2384.37</td> <td>48.93</td> <td>54.00</td> <td>-5.07</td> <td>33.10</td> <td>31.97</td> <td>8.75</td> <td>30.89</td> <td>6.00</td> <td>196</td> <td>198</td> <td>AVERAGE</td> </tr> </tbody> </table>	Limit	Read	Ant	Cable	Preamp	Aux	APos	TPos	Remark	Freq	Level	Line Margin	Level Factor	Loss Factor	Factor				MHz	dBuV/m	dBuV/m	dB	dBuV	dB/m	dB	dB	cm	deg	1	2384.37	48.93	54.00	-5.07	33.10	31.97	8.75	30.89	6.00	196	198	AVERAGE	<table border="1"> <thead> <tr> <th>Limit</th> <th>Read</th> <th>Ant</th> <th>Cable</th> <th>Preamp</th> <th>Aux</th> <th>APos</th> <th>TPos</th> <th>Remark</th> </tr> <tr> <th>Freq</th> <th>Level</th> <th>Line Margin</th> <th>Level Factor</th> <th>Loss Factor</th> <th>Factor</th> <th></th> <th></th> <th></th> </tr> <tr> <th>MHz</th> <th>dBuV/m</th> <th>dBuV/m</th> <th>dB</th> <th>dBuV</th> <th>dB/m</th> <th>dB</th> <th>dB</th> <th>cm</th> <th>deg</th> </tr> </thead> <tbody> <tr> <td>1</td> <td>2422.00</td> <td>93.36</td> <td>-----</td> <td>-----</td> <td>77.16</td> <td>32.86</td> <td>8.91</td> <td>30.77</td> <td>6.00</td> <td>196</td> <td>198</td> <td>AVERAGE</td> </tr> </tbody> </table>	Limit	Read	Ant	Cable	Preamp	Aux	APos	TPos	Remark	Freq	Level	Line Margin	Level Factor	Loss Factor	Factor				MHz	dBuV/m	dBuV/m	dB	dBuV	dB/m	dB	dB	cm	deg	1	2422.00	93.36	-----	-----	77.16	32.86	8.91	30.77	6.00	196	198	AVERAGE
Limit	Read	Ant	Cable	Preamp	Aux	APos	TPos	Remark																																																																												
Freq	Level	Line Margin	Level Factor	Loss Factor	Factor																																																																															
MHz	dBuV/m	dBuV/m	dB	dBuV	dB/m	dB	dB	cm	deg																																																																											
1	2384.37	48.93	54.00	-5.07	33.10	31.97	8.75	30.89	6.00	196	198	AVERAGE																																																																								
Limit	Read	Ant	Cable	Preamp	Aux	APos	TPos	Remark																																																																												
Freq	Level	Line Margin	Level Factor	Loss Factor	Factor																																																																															
MHz	dBuV/m	dBuV/m	dB	dBuV	dB/m	dB	dB	cm	deg																																																																											
1	2422.00	93.36	-----	-----	77.16	32.86	8.91	30.77	6.00	196	198	AVERAGE																																																																								



	10																																																		
Mode	Band Edge - R																																																		
	2400-2483.5_802.11n HT40_CH03_2422MHz																																																		
ANT	10																																																		
Pol.	Horizontal	Fundamental																																																	
Peak	<table border="1" data-bbox="263 1115 774 1238"> <thead> <tr> <th>Limit</th> <th>Read</th> <th>Ant</th> <th>Cable</th> <th>Preamp</th> <th>Aux</th> <th>APos</th> <th>TPos</th> <th>Remark</th> </tr> <tr> <th>Freq</th> <th>Level</th> <th>Line</th> <th>Margin</th> <th>Level</th> <th>Factor</th> <th>Loss</th> <th>Factor</th> <th>Factor</th> </tr> <tr> <th>MHz</th> <th>dBuV/m</th> <th>dBuV/m</th> <th>dB</th> <th>dBuV</th> <th>dB/m</th> <th>dB</th> <th>dB</th> <th>dB</th> </tr> <tr> <th></th> <th></th> <th></th> <th></th> <th></th> <th></th> <th></th> <th>cm</th> <th>deg</th> </tr> </thead> <tbody> <tr> <td>1</td> <td>2485.26</td> <td>57.99</td> <td>74.00</td> <td>-16.01</td> <td>41.44</td> <td>32.13</td> <td>9.06</td> <td>30.64</td> <td>6.00</td> <td>196</td> <td>198</td> <td>PEAK</td> </tr> </tbody> </table>	Limit	Read	Ant	Cable	Preamp	Aux	APos	TPos	Remark	Freq	Level	Line	Margin	Level	Factor	Loss	Factor	Factor	MHz	dBuV/m	dBuV/m	dB	dBuV	dB/m	dB	dB	dB								cm	deg	1	2485.26	57.99	74.00	-16.01	41.44	32.13	9.06	30.64	6.00	196	198	PEAK	Blank
Limit	Read	Ant	Cable	Preamp	Aux	APos	TPos	Remark																																											
Freq	Level	Line	Margin	Level	Factor	Loss	Factor	Factor																																											
MHz	dBuV/m	dBuV/m	dB	dBuV	dB/m	dB	dB	dB																																											
							cm	deg																																											
1	2485.26	57.99	74.00	-16.01	41.44	32.13	9.06	30.64	6.00	196	198	PEAK																																							
Avg	<table border="1" data-bbox="263 1794 774 1917"> <thead> <tr> <th>Limit</th> <th>Read</th> <th>Ant</th> <th>Cable</th> <th>Preamp</th> <th>Aux</th> <th>APos</th> <th>TPos</th> <th>Remark</th> </tr> <tr> <th>Freq</th> <th>Level</th> <th>Line</th> <th>Margin</th> <th>Level</th> <th>Factor</th> <th>Loss</th> <th>Factor</th> <th>Factor</th> </tr> <tr> <th>MHz</th> <th>dBuV/m</th> <th>dBuV/m</th> <th>dB</th> <th>dBuV</th> <th>dB/m</th> <th>dB</th> <th>dB</th> <th>dB</th> </tr> <tr> <th></th> <th></th> <th></th> <th></th> <th></th> <th></th> <th></th> <th>cm</th> <th>deg</th> </tr> </thead> <tbody> <tr> <td>1</td> <td>2487.13</td> <td>47.24</td> <td>54.00</td> <td>-6.76</td> <td>30.69</td> <td>32.13</td> <td>9.06</td> <td>30.64</td> <td>6.00</td> <td>196</td> <td>198</td> <td>AVERAGE</td> </tr> </tbody> </table>	Limit	Read	Ant	Cable	Preamp	Aux	APos	TPos	Remark	Freq	Level	Line	Margin	Level	Factor	Loss	Factor	Factor	MHz	dBuV/m	dBuV/m	dB	dBuV	dB/m	dB	dB	dB								cm	deg	1	2487.13	47.24	54.00	-6.76	30.69	32.13	9.06	30.64	6.00	196	198	AVERAGE	Blank
Limit	Read	Ant	Cable	Preamp	Aux	APos	TPos	Remark																																											
Freq	Level	Line	Margin	Level	Factor	Loss	Factor	Factor																																											
MHz	dBuV/m	dBuV/m	dB	dBuV	dB/m	dB	dB	dB																																											
							cm	deg																																											
1	2487.13	47.24	54.00	-6.76	30.69	32.13	9.06	30.64	6.00	196	198	AVERAGE																																							



Mode	10																																																																																			
	Band Edge - L																																																																																			
	2400-2483.5_802.11n_HT40_CH03_2422MHz																																																																																			
ANT	10																																																																																			
Pol.	Vertical	Fundamental																																																																																		
Peak	 <table border="1"> <thead> <tr> <th>Limit</th> <th>Read</th> <th>Ant</th> <th>Cable</th> <th>Preamp</th> <th>Aux</th> <th>APos</th> <th>TPos</th> <th>Remark</th> </tr> <tr> <th>Freq</th> <th>Level</th> <th>Line Margin</th> <th>Level Factor</th> <th>Loss Factor</th> <th>Factor</th> <th></th> <th></th> <th></th> </tr> <tr> <th>MHz</th> <th>dBuV/m</th> <th>dBuV/m</th> <th>dB</th> <th>dBuV</th> <th>dB/m</th> <th>dB</th> <th>dB</th> <th>cm</th> <th>deg</th> </tr> </thead> <tbody> <tr> <td>1</td> <td>2385.94</td> <td>57.34</td> <td>74.00</td> <td>-16.66</td> <td>41.50</td> <td>31.97</td> <td>8.76</td> <td>30.89</td> <td>6.00</td> <td>357</td> <td>274</td> <td>PEAK</td> </tr> </tbody> </table>	Limit	Read	Ant	Cable	Preamp	Aux	APos	TPos	Remark	Freq	Level	Line Margin	Level Factor	Loss Factor	Factor				MHz	dBuV/m	dBuV/m	dB	dBuV	dB/m	dB	dB	cm	deg	1	2385.94	57.34	74.00	-16.66	41.50	31.97	8.76	30.89	6.00	357	274	PEAK	 <table border="1"> <thead> <tr> <th>Limit</th> <th>Read</th> <th>Ant</th> <th>Cable</th> <th>Preamp</th> <th>Aux</th> <th>APos</th> <th>TPos</th> <th>Remark</th> </tr> <tr> <th>Freq</th> <th>Level</th> <th>Line Margin</th> <th>Level Factor</th> <th>Loss Factor</th> <th>Factor</th> <th></th> <th></th> <th></th> </tr> <tr> <th>MHz</th> <th>dBuV/m</th> <th>dBuV/m</th> <th>dB</th> <th>dBuV</th> <th>dB/m</th> <th>dB</th> <th>dB</th> <th>cm</th> <th>deg</th> </tr> </thead> <tbody> <tr> <td>1</td> <td>2422.00</td> <td>98.72</td> <td>-----</td> <td>-----</td> <td>82.54</td> <td>32.85</td> <td>8.91</td> <td>30.78</td> <td>6.00</td> <td>357</td> <td>274</td> <td>PEAK</td> </tr> </tbody> </table>	Limit	Read	Ant	Cable	Preamp	Aux	APos	TPos	Remark	Freq	Level	Line Margin	Level Factor	Loss Factor	Factor				MHz	dBuV/m	dBuV/m	dB	dBuV	dB/m	dB	dB	cm	deg	1	2422.00	98.72	-----	-----	82.54	32.85	8.91	30.78	6.00	357	274	PEAK
	Limit	Read	Ant	Cable	Preamp	Aux	APos	TPos	Remark																																																																											
Freq	Level	Line Margin	Level Factor	Loss Factor	Factor																																																																															
MHz	dBuV/m	dBuV/m	dB	dBuV	dB/m	dB	dB	cm	deg																																																																											
1	2385.94	57.34	74.00	-16.66	41.50	31.97	8.76	30.89	6.00	357	274	PEAK																																																																								
Limit	Read	Ant	Cable	Preamp	Aux	APos	TPos	Remark																																																																												
Freq	Level	Line Margin	Level Factor	Loss Factor	Factor																																																																															
MHz	dBuV/m	dBuV/m	dB	dBuV	dB/m	dB	dB	cm	deg																																																																											
1	2422.00	98.72	-----	-----	82.54	32.85	8.91	30.78	6.00	357	274	PEAK																																																																								
Avg	 <table border="1"> <thead> <tr> <th>Limit</th> <th>Read</th> <th>Ant</th> <th>Cable</th> <th>Preamp</th> <th>Aux</th> <th>APos</th> <th>TPos</th> <th>Remark</th> </tr> <tr> <th>Freq</th> <th>Level</th> <th>Line Margin</th> <th>Level Factor</th> <th>Loss Factor</th> <th>Factor</th> <th></th> <th></th> <th></th> </tr> <tr> <th>MHz</th> <th>dBuV/m</th> <th>dBuV/m</th> <th>dB</th> <th>dBuV</th> <th>dB/m</th> <th>dB</th> <th>dB</th> <th>cm</th> <th>deg</th> </tr> </thead> <tbody> <tr> <td>1</td> <td>2384.48</td> <td>46.76</td> <td>54.00</td> <td>-7.24</td> <td>30.93</td> <td>31.97</td> <td>8.75</td> <td>30.89</td> <td>6.00</td> <td>357</td> <td>274</td> <td>AVERAGE</td> </tr> </tbody> </table>	Limit	Read	Ant	Cable	Preamp	Aux	APos	TPos	Remark	Freq	Level	Line Margin	Level Factor	Loss Factor	Factor				MHz	dBuV/m	dBuV/m	dB	dBuV	dB/m	dB	dB	cm	deg	1	2384.48	46.76	54.00	-7.24	30.93	31.97	8.75	30.89	6.00	357	274	AVERAGE	 <table border="1"> <thead> <tr> <th>Limit</th> <th>Read</th> <th>Ant</th> <th>Cable</th> <th>Preamp</th> <th>Aux</th> <th>APos</th> <th>TPos</th> <th>Remark</th> </tr> <tr> <th>Freq</th> <th>Level</th> <th>Line Margin</th> <th>Level Factor</th> <th>Loss Factor</th> <th>Factor</th> <th></th> <th></th> <th></th> </tr> <tr> <th>MHz</th> <th>dBuV/m</th> <th>dBuV/m</th> <th>dB</th> <th>dBuV</th> <th>dB/m</th> <th>dB</th> <th>dB</th> <th>cm</th> <th>deg</th> </tr> </thead> <tbody> <tr> <td>1</td> <td>2422.00</td> <td>89.43</td> <td>-----</td> <td>-----</td> <td>73.26</td> <td>32.85</td> <td>8.90</td> <td>30.78</td> <td>6.00</td> <td>357</td> <td>274</td> <td>AVERAGE</td> </tr> </tbody> </table>	Limit	Read	Ant	Cable	Preamp	Aux	APos	TPos	Remark	Freq	Level	Line Margin	Level Factor	Loss Factor	Factor				MHz	dBuV/m	dBuV/m	dB	dBuV	dB/m	dB	dB	cm	deg	1	2422.00	89.43	-----	-----	73.26	32.85	8.90	30.78	6.00	357	274	AVERAGE
Limit	Read	Ant	Cable	Preamp	Aux	APos	TPos	Remark																																																																												
Freq	Level	Line Margin	Level Factor	Loss Factor	Factor																																																																															
MHz	dBuV/m	dBuV/m	dB	dBuV	dB/m	dB	dB	cm	deg																																																																											
1	2384.48	46.76	54.00	-7.24	30.93	31.97	8.75	30.89	6.00	357	274	AVERAGE																																																																								
Limit	Read	Ant	Cable	Preamp	Aux	APos	TPos	Remark																																																																												
Freq	Level	Line Margin	Level Factor	Loss Factor	Factor																																																																															
MHz	dBuV/m	dBuV/m	dB	dBuV	dB/m	dB	dB	cm	deg																																																																											
1	2422.00	89.43	-----	-----	73.26	32.85	8.90	30.78	6.00	357	274	AVERAGE																																																																								



Mode	10																																							
	Band Edge - R																																							
	2400-2483.5_802.11n HT40_CH03_2422MHz																																							
ANT	10																																							
Pol.	Vertical	Fundamental																																						
Peak	<table border="1"> <thead> <tr> <th>Limit</th> <th>Read</th> <th>Ant</th> <th>Cable</th> <th>Preamp</th> <th>Aux</th> <th>APos</th> <th>TPos</th> <th>Remark</th> </tr> <tr> <th>Freq</th> <th>Level</th> <th>Line</th> <th>Margin</th> <th>Level</th> <th>Factor</th> <th>Loss</th> <th>Factor</th> <th>Factor</th> </tr> <tr> <th>MHz</th> <th>dBuV/m</th> <th>dBuV/m</th> <th>dB</th> <th>dBuV</th> <th>dB/m</th> <th>dB</th> <th>dB</th> <th>cm</th> <th>deg</th> </tr> </thead> <tbody> <tr> <td>1 2489.48</td> <td>57.91</td> <td>74.00</td> <td>-16.09</td> <td>41.33</td> <td>32.14</td> <td>9.07</td> <td>30.63</td> <td>6.00</td> <td>357 274 PEAK</td> </tr> </tbody> </table>	Limit	Read	Ant	Cable	Preamp	Aux	APos	TPos	Remark	Freq	Level	Line	Margin	Level	Factor	Loss	Factor	Factor	MHz	dBuV/m	dBuV/m	dB	dBuV	dB/m	dB	dB	cm	deg	1 2489.48	57.91	74.00	-16.09	41.33	32.14	9.07	30.63	6.00	357 274 PEAK	Blank
Limit	Read	Ant	Cable	Preamp	Aux	APos	TPos	Remark																																
Freq	Level	Line	Margin	Level	Factor	Loss	Factor	Factor																																
MHz	dBuV/m	dBuV/m	dB	dBuV	dB/m	dB	dB	cm	deg																															
1 2489.48	57.91	74.00	-16.09	41.33	32.14	9.07	30.63	6.00	357 274 PEAK																															
Avg	<table border="1"> <thead> <tr> <th>Limit</th> <th>Read</th> <th>Ant</th> <th>Cable</th> <th>Preamp</th> <th>Aux</th> <th>APos</th> <th>TPos</th> <th>Remark</th> </tr> <tr> <th>Freq</th> <th>Level</th> <th>Line</th> <th>Margin</th> <th>Level</th> <th>Factor</th> <th>Loss</th> <th>Factor</th> <th>Factor</th> </tr> <tr> <th>MHz</th> <th>dBuV/m</th> <th>dBuV/m</th> <th>dB</th> <th>dBuV</th> <th>dB/m</th> <th>dB</th> <th>dB</th> <th>cm</th> <th>deg</th> </tr> </thead> <tbody> <tr> <td>1 2489.47</td> <td>46.74</td> <td>54.00</td> <td>-7.26</td> <td>30.17</td> <td>32.13</td> <td>9.07</td> <td>30.63</td> <td>6.00</td> <td>357 274 AVERAGE</td> </tr> </tbody> </table>	Limit	Read	Ant	Cable	Preamp	Aux	APos	TPos	Remark	Freq	Level	Line	Margin	Level	Factor	Loss	Factor	Factor	MHz	dBuV/m	dBuV/m	dB	dBuV	dB/m	dB	dB	cm	deg	1 2489.47	46.74	54.00	-7.26	30.17	32.13	9.07	30.63	6.00	357 274 AVERAGE	Blank
Limit	Read	Ant	Cable	Preamp	Aux	APos	TPos	Remark																																
Freq	Level	Line	Margin	Level	Factor	Loss	Factor	Factor																																
MHz	dBuV/m	dBuV/m	dB	dBuV	dB/m	dB	dB	cm	deg																															
1 2489.47	46.74	54.00	-7.26	30.17	32.13	9.07	30.63	6.00	357 274 AVERAGE																															



Mode	10																																																																																																															
	Harmonic																																																																																																															
	2400-2483.5_802.11n_HT40_CH03_2422MHz																																																																																																															
ANT	10																																																																																																															
Pol.	Horizontal	Vertical																																																																																																														
Peak Avg	<table border="1"> <thead> <tr> <th></th> <th>Limit</th> <th>Read</th> <th>Ant</th> <th>Cable</th> <th>Preamp</th> <th>Aux</th> <th>APos</th> <th>TPos</th> <th>Remark</th> </tr> <tr> <th>Freq</th> <th>Level</th> <th>Line Margin</th> <th>Level Factor</th> <th>Loss Factor</th> <th>Loss Factor</th> <th>Factor</th> <th></th> <th></th> <th></th> </tr> <tr> <th></th> <th>MHz</th> <th>dBuV/m</th> <th>dBuV/m</th> <th>dB</th> <th>dBuV</th> <th>dB/m</th> <th>dB</th> <th>dB</th> <th>cm</th> <th>deg</th> </tr> </thead> <tbody> <tr> <td>1</td> <td>4844.00</td> <td>40.87</td> <td>74.00</td> <td>-33.13</td> <td>59.31</td> <td>34.59</td> <td>12.40</td> <td>65.43</td> <td>0.00</td> <td>300</td> <td>0 PEAK</td> </tr> <tr> <td>2</td> <td>7266.00</td> <td>43.67</td> <td>74.00</td> <td>-30.33</td> <td>57.65</td> <td>36.55</td> <td>14.69</td> <td>65.22</td> <td>0.00</td> <td>300</td> <td>0 PEAK</td> </tr> </tbody> </table>		Limit	Read	Ant	Cable	Preamp	Aux	APos	TPos	Remark	Freq	Level	Line Margin	Level Factor	Loss Factor	Loss Factor	Factor					MHz	dBuV/m	dBuV/m	dB	dBuV	dB/m	dB	dB	cm	deg	1	4844.00	40.87	74.00	-33.13	59.31	34.59	12.40	65.43	0.00	300	0 PEAK	2	7266.00	43.67	74.00	-30.33	57.65	36.55	14.69	65.22	0.00	300	0 PEAK	<table border="1"> <thead> <tr> <th></th> <th>Limit</th> <th>Read</th> <th>Ant</th> <th>Cable</th> <th>Preamp</th> <th>Aux</th> <th>APos</th> <th>TPos</th> <th>Remark</th> </tr> <tr> <th>Freq</th> <th>Level</th> <th>Line Margin</th> <th>Level Factor</th> <th>Loss Factor</th> <th>Loss Factor</th> <th>Factor</th> <th></th> <th></th> <th></th> </tr> <tr> <th></th> <th>MHz</th> <th>dBuV/m</th> <th>dBuV/m</th> <th>dB</th> <th>dBuV</th> <th>dB/m</th> <th>dB</th> <th>dB</th> <th>cm</th> <th>deg</th> </tr> </thead> <tbody> <tr> <td>1</td> <td>4844.00</td> <td>40.69</td> <td>74.00</td> <td>-33.31</td> <td>59.13</td> <td>34.59</td> <td>12.40</td> <td>65.43</td> <td>0.00</td> <td>100</td> <td>0 PEAK</td> </tr> <tr> <td>2</td> <td>7266.00</td> <td>44.43</td> <td>74.00</td> <td>-29.57</td> <td>58.41</td> <td>36.55</td> <td>14.69</td> <td>65.22</td> <td>0.00</td> <td>100</td> <td>0 PEAK</td> </tr> </tbody> </table>		Limit	Read	Ant	Cable	Preamp	Aux	APos	TPos	Remark	Freq	Level	Line Margin	Level Factor	Loss Factor	Loss Factor	Factor					MHz	dBuV/m	dBuV/m	dB	dBuV	dB/m	dB	dB	cm	deg	1	4844.00	40.69	74.00	-33.31	59.13	34.59	12.40	65.43	0.00	100	0 PEAK	2	7266.00	44.43	74.00	-29.57	58.41	36.55	14.69	65.22	0.00	100	0 PEAK
		Limit	Read	Ant	Cable	Preamp	Aux	APos	TPos	Remark																																																																																																						
Freq	Level	Line Margin	Level Factor	Loss Factor	Loss Factor	Factor																																																																																																										
	MHz	dBuV/m	dBuV/m	dB	dBuV	dB/m	dB	dB	cm	deg																																																																																																						
1	4844.00	40.87	74.00	-33.13	59.31	34.59	12.40	65.43	0.00	300	0 PEAK																																																																																																					
2	7266.00	43.67	74.00	-30.33	57.65	36.55	14.69	65.22	0.00	300	0 PEAK																																																																																																					
	Limit	Read	Ant	Cable	Preamp	Aux	APos	TPos	Remark																																																																																																							
Freq	Level	Line Margin	Level Factor	Loss Factor	Loss Factor	Factor																																																																																																										
	MHz	dBuV/m	dBuV/m	dB	dBuV	dB/m	dB	dB	cm	deg																																																																																																						
1	4844.00	40.69	74.00	-33.31	59.13	34.59	12.40	65.43	0.00	100	0 PEAK																																																																																																					
2	7266.00	44.43	74.00	-29.57	58.41	36.55	14.69	65.22	0.00	100	0 PEAK																																																																																																					
Worst case for above 18GHz																																																																																																																

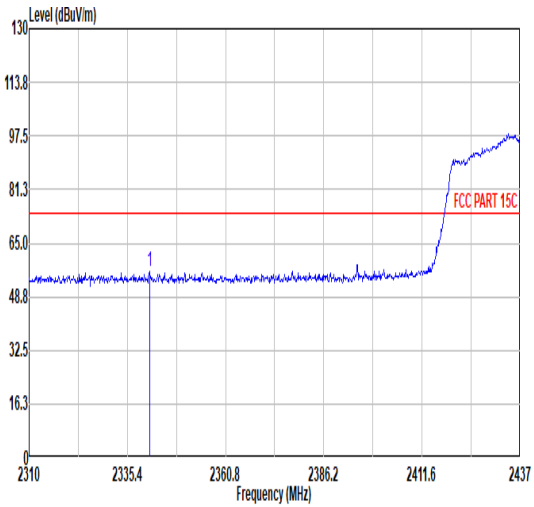
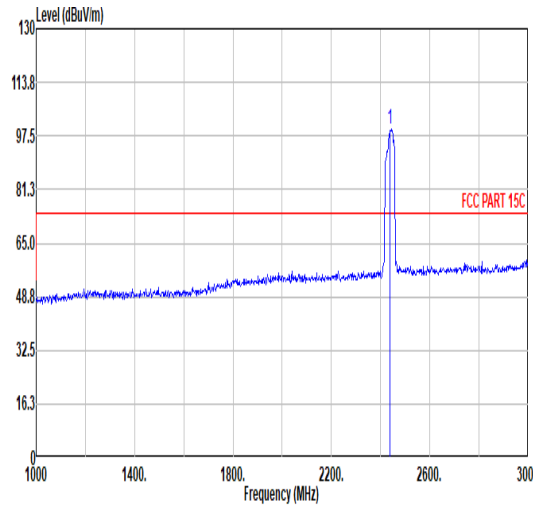
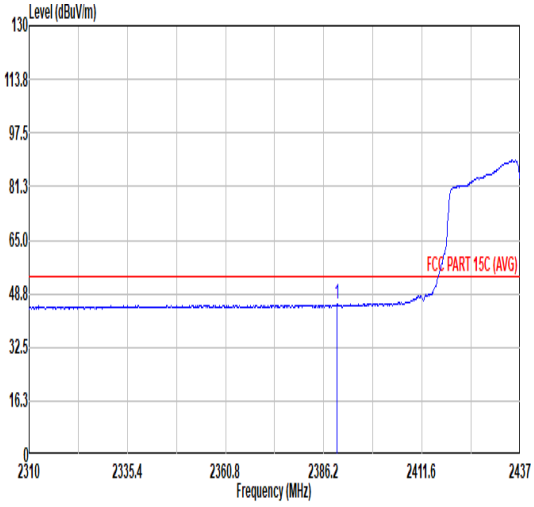
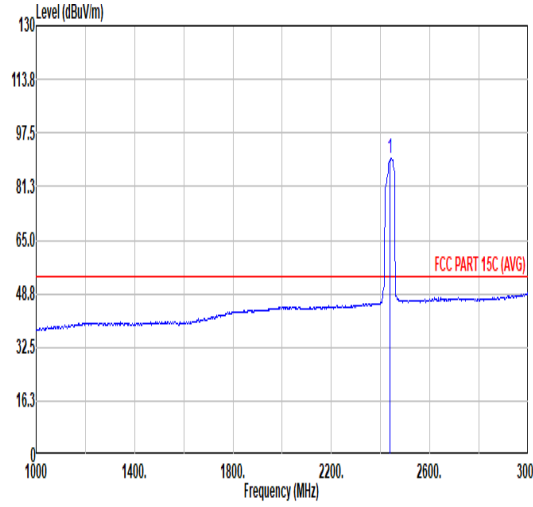


Mode	11																																																																																			
	Band Edge - L																																																																																			
	2400-2483.5_802.11n_HT40_CH06_2437MHz																																																																																			
ANT	10																																																																																			
Pol.	Horizontal	Fundamental																																																																																		
Peak	<table border="1"> <thead> <tr> <th>Limit</th> <th>Read</th> <th>Ant</th> <th>Cable</th> <th>Preamp</th> <th>Aux</th> <th>APos</th> <th>TPos</th> <th>Remark</th> </tr> <tr> <th>Freq</th> <th>Level</th> <th>Line Margin</th> <th>Level Factor</th> <th>Loss Factor</th> <th>Factor</th> <th></th> <th></th> <th></th> </tr> <tr> <th>MHz</th> <th>dBuV/m</th> <th>dBuV/m</th> <th>dB</th> <th>dBuV</th> <th>dB/m</th> <th>dB</th> <th>dB</th> <th>cm</th> <th>deg</th> </tr> </thead> <tbody> <tr> <td>1</td> <td>2376.55</td> <td>56.99</td> <td>74.00</td> <td>-17.01</td> <td>41.21</td> <td>31.95</td> <td>8.73</td> <td>30.90</td> <td>6.00</td> <td>128</td> <td>49</td> <td>PEAK</td> </tr> </tbody> </table>	Limit	Read	Ant	Cable	Preamp	Aux	APos	TPos	Remark	Freq	Level	Line Margin	Level Factor	Loss Factor	Factor				MHz	dBuV/m	dBuV/m	dB	dBuV	dB/m	dB	dB	cm	deg	1	2376.55	56.99	74.00	-17.01	41.21	31.95	8.73	30.90	6.00	128	49	PEAK	<table border="1"> <thead> <tr> <th>Limit</th> <th>Read</th> <th>Ant</th> <th>Cable</th> <th>Preamp</th> <th>Aux</th> <th>APos</th> <th>TPos</th> <th>Remark</th> </tr> <tr> <th>Freq</th> <th>Level</th> <th>Line Margin</th> <th>Level Factor</th> <th>Loss Factor</th> <th>Factor</th> <th></th> <th></th> <th></th> </tr> <tr> <th>MHz</th> <th>dBuV/m</th> <th>dBuV/m</th> <th>dB</th> <th>dBuV</th> <th>dB/m</th> <th>dB</th> <th>dB</th> <th>cm</th> <th>deg</th> </tr> </thead> <tbody> <tr> <td>1</td> <td>2437.00</td> <td>104.55</td> <td>-----</td> <td>-----</td> <td>88.35</td> <td>32.06</td> <td>8.91</td> <td>30.77</td> <td>6.00</td> <td>128</td> <td>49</td> <td>PEAK</td> </tr> </tbody> </table>	Limit	Read	Ant	Cable	Preamp	Aux	APos	TPos	Remark	Freq	Level	Line Margin	Level Factor	Loss Factor	Factor				MHz	dBuV/m	dBuV/m	dB	dBuV	dB/m	dB	dB	cm	deg	1	2437.00	104.55	-----	-----	88.35	32.06	8.91	30.77	6.00	128	49	PEAK
	Limit	Read	Ant	Cable	Preamp	Aux	APos	TPos	Remark																																																																											
Freq	Level	Line Margin	Level Factor	Loss Factor	Factor																																																																															
MHz	dBuV/m	dBuV/m	dB	dBuV	dB/m	dB	dB	cm	deg																																																																											
1	2376.55	56.99	74.00	-17.01	41.21	31.95	8.73	30.90	6.00	128	49	PEAK																																																																								
Limit	Read	Ant	Cable	Preamp	Aux	APos	TPos	Remark																																																																												
Freq	Level	Line Margin	Level Factor	Loss Factor	Factor																																																																															
MHz	dBuV/m	dBuV/m	dB	dBuV	dB/m	dB	dB	cm	deg																																																																											
1	2437.00	104.55	-----	-----	88.35	32.06	8.91	30.77	6.00	128	49	PEAK																																																																								
Avg	<table border="1"> <thead> <tr> <th>Limit</th> <th>Read</th> <th>Ant</th> <th>Cable</th> <th>Preamp</th> <th>Aux</th> <th>APos</th> <th>TPos</th> <th>Remark</th> </tr> <tr> <th>Freq</th> <th>Level</th> <th>Line Margin</th> <th>Level Factor</th> <th>Loss Factor</th> <th>Factor</th> <th></th> <th></th> <th></th> </tr> <tr> <th>MHz</th> <th>dBuV/m</th> <th>dBuV/m</th> <th>dB</th> <th>dBuV</th> <th>dB/m</th> <th>dB</th> <th>dB</th> <th>cm</th> <th>deg</th> </tr> </thead> <tbody> <tr> <td>1</td> <td>2389.76</td> <td>46.42</td> <td>54.00</td> <td>-7.58</td> <td>30.56</td> <td>31.98</td> <td>8.77</td> <td>30.89</td> <td>6.00</td> <td>128</td> <td>49</td> <td>AVERAGE</td> </tr> </tbody> </table>	Limit	Read	Ant	Cable	Preamp	Aux	APos	TPos	Remark	Freq	Level	Line Margin	Level Factor	Loss Factor	Factor				MHz	dBuV/m	dBuV/m	dB	dBuV	dB/m	dB	dB	cm	deg	1	2389.76	46.42	54.00	-7.58	30.56	31.98	8.77	30.89	6.00	128	49	AVERAGE	<table border="1"> <thead> <tr> <th>Limit</th> <th>Read</th> <th>Ant</th> <th>Cable</th> <th>Preamp</th> <th>Aux</th> <th>APos</th> <th>TPos</th> <th>Remark</th> </tr> <tr> <th>Freq</th> <th>Level</th> <th>Line Margin</th> <th>Level Factor</th> <th>Loss Factor</th> <th>Factor</th> <th></th> <th></th> <th></th> </tr> <tr> <th>MHz</th> <th>dBuV/m</th> <th>dBuV/m</th> <th>dB</th> <th>dBuV</th> <th>dB/m</th> <th>dB</th> <th>dB</th> <th>cm</th> <th>deg</th> </tr> </thead> <tbody> <tr> <td>1</td> <td>2437.00</td> <td>95.62</td> <td>-----</td> <td>-----</td> <td>79.41</td> <td>32.06</td> <td>8.92</td> <td>30.77</td> <td>6.00</td> <td>128</td> <td>49</td> <td>AVERAGE</td> </tr> </tbody> </table>	Limit	Read	Ant	Cable	Preamp	Aux	APos	TPos	Remark	Freq	Level	Line Margin	Level Factor	Loss Factor	Factor				MHz	dBuV/m	dBuV/m	dB	dBuV	dB/m	dB	dB	cm	deg	1	2437.00	95.62	-----	-----	79.41	32.06	8.92	30.77	6.00	128	49	AVERAGE
Limit	Read	Ant	Cable	Preamp	Aux	APos	TPos	Remark																																																																												
Freq	Level	Line Margin	Level Factor	Loss Factor	Factor																																																																															
MHz	dBuV/m	dBuV/m	dB	dBuV	dB/m	dB	dB	cm	deg																																																																											
1	2389.76	46.42	54.00	-7.58	30.56	31.98	8.77	30.89	6.00	128	49	AVERAGE																																																																								
Limit	Read	Ant	Cable	Preamp	Aux	APos	TPos	Remark																																																																												
Freq	Level	Line Margin	Level Factor	Loss Factor	Factor																																																																															
MHz	dBuV/m	dBuV/m	dB	dBuV	dB/m	dB	dB	cm	deg																																																																											
1	2437.00	95.62	-----	-----	79.41	32.06	8.92	30.77	6.00	128	49	AVERAGE																																																																								



Mode	11																																									
	Band Edge - R																																									
	2400-2483.5_802.11n HT40_CH06_2437MHz																																									
ANT	10																																									
Pol.	Horizontal	Fundamental																																								
Peak	<table border="1"> <thead> <tr> <th>Limit</th> <th>Read</th> <th>Ant</th> <th>Cable</th> <th>Preamp</th> <th>Aux</th> <th>APos</th> <th>TPos</th> <th>Remark</th> </tr> <tr> <th>Freq</th> <th>Level</th> <th>Line</th> <th>Margin</th> <th>Level</th> <th>Factor</th> <th>Loss</th> <th>Factor</th> <th>Factor</th> </tr> <tr> <th>MHz</th> <th>dBuV/m</th> <th>dBuV/m</th> <th>dB</th> <th>dBuV</th> <th>dB/m</th> <th>dB</th> <th>dB</th> <th>dB</th> </tr> </thead> <tbody> <tr> <td>1</td> <td>2483.60</td> <td>58.07</td> <td>74.00</td> <td>-15.93</td> <td>41.50</td> <td>32.13</td> <td>9.07</td> <td>30.63</td> <td>6.00</td> <td>128</td> <td>49</td> <td>PEAK</td> </tr> </tbody> </table>	Limit	Read	Ant	Cable	Preamp	Aux	APos	TPos	Remark	Freq	Level	Line	Margin	Level	Factor	Loss	Factor	Factor	MHz	dBuV/m	dBuV/m	dB	dBuV	dB/m	dB	dB	dB	1	2483.60	58.07	74.00	-15.93	41.50	32.13	9.07	30.63	6.00	128	49	PEAK	Blank
Limit	Read	Ant	Cable	Preamp	Aux	APos	TPos	Remark																																		
Freq	Level	Line	Margin	Level	Factor	Loss	Factor	Factor																																		
MHz	dBuV/m	dBuV/m	dB	dBuV	dB/m	dB	dB	dB																																		
1	2483.60	58.07	74.00	-15.93	41.50	32.13	9.07	30.63	6.00	128	49	PEAK																														
Avg	<table border="1"> <thead> <tr> <th>Limit</th> <th>Read</th> <th>Ant</th> <th>Cable</th> <th>Preamp</th> <th>Aux</th> <th>APos</th> <th>TPos</th> <th>Remark</th> </tr> <tr> <th>Freq</th> <th>Level</th> <th>Line</th> <th>Margin</th> <th>Level</th> <th>Factor</th> <th>Loss</th> <th>Factor</th> <th>Factor</th> </tr> <tr> <th>MHz</th> <th>dBuV/m</th> <th>dBuV/m</th> <th>dB</th> <th>dBuV</th> <th>dB/m</th> <th>dB</th> <th>dB</th> <th>dB</th> </tr> </thead> <tbody> <tr> <td>1</td> <td>2483.62</td> <td>47.26</td> <td>54.00</td> <td>-6.74</td> <td>30.73</td> <td>32.13</td> <td>9.05</td> <td>30.65</td> <td>6.00</td> <td>128</td> <td>49</td> <td>AVERAGE</td> </tr> </tbody> </table>	Limit	Read	Ant	Cable	Preamp	Aux	APos	TPos	Remark	Freq	Level	Line	Margin	Level	Factor	Loss	Factor	Factor	MHz	dBuV/m	dBuV/m	dB	dBuV	dB/m	dB	dB	dB	1	2483.62	47.26	54.00	-6.74	30.73	32.13	9.05	30.65	6.00	128	49	AVERAGE	Blank
Limit	Read	Ant	Cable	Preamp	Aux	APos	TPos	Remark																																		
Freq	Level	Line	Margin	Level	Factor	Loss	Factor	Factor																																		
MHz	dBuV/m	dBuV/m	dB	dBuV	dB/m	dB	dB	dB																																		
1	2483.62	47.26	54.00	-6.74	30.73	32.13	9.05	30.65	6.00	128	49	AVERAGE																														



Mode	11																																																																																			
	Band Edge - L																																																																																			
	2400-2483.5_802.11n_HT40_CH06_2437MHz																																																																																			
ANT	10																																																																																			
Pol.	Vertical	Fundamental																																																																																		
Peak	 <table border="1"> <thead> <tr> <th>Limit</th> <th>Read</th> <th>Ant</th> <th>Cable</th> <th>Preamp</th> <th>Aux</th> <th>APos</th> <th>TPos</th> <th>Remark</th> </tr> <tr> <th>Freq</th> <th>Level</th> <th>Line Margin</th> <th>Level Factor</th> <th>Loss Factor</th> <th>Factor</th> <th></th> <th></th> <th></th> </tr> <tr> <th>MHz</th> <th>dBuV/m</th> <th>dBuV/m</th> <th>dB</th> <th>dBuV</th> <th>dB/m</th> <th>dB</th> <th>dB</th> <th>cm</th> <th>deg</th> </tr> </thead> <tbody> <tr> <td>1</td> <td>2341.12</td> <td>56.46</td> <td>74.00</td> <td>-17.54</td> <td>40.90</td> <td>31.87</td> <td>8.62</td> <td>30.93</td> <td>6.00</td> <td>335</td> <td>114</td> <td>PEAK</td> </tr> </tbody> </table>	Limit	Read	Ant	Cable	Preamp	Aux	APos	TPos	Remark	Freq	Level	Line Margin	Level Factor	Loss Factor	Factor				MHz	dBuV/m	dBuV/m	dB	dBuV	dB/m	dB	dB	cm	deg	1	2341.12	56.46	74.00	-17.54	40.90	31.87	8.62	30.93	6.00	335	114	PEAK	 <table border="1"> <thead> <tr> <th>Limit</th> <th>Read</th> <th>Ant</th> <th>Cable</th> <th>Preamp</th> <th>Aux</th> <th>APos</th> <th>TPos</th> <th>Remark</th> </tr> <tr> <th>Freq</th> <th>Level</th> <th>Line Margin</th> <th>Level Factor</th> <th>Loss Factor</th> <th>Factor</th> <th></th> <th></th> <th></th> </tr> <tr> <th>MHz</th> <th>dBuV/m</th> <th>dBuV/m</th> <th>dB</th> <th>dBuV</th> <th>dB/m</th> <th>dB</th> <th>dB</th> <th>cm</th> <th>deg</th> </tr> </thead> <tbody> <tr> <td>1</td> <td>2437.00</td> <td>99.38</td> <td>-----</td> <td>-----</td> <td>83.14</td> <td>32.07</td> <td>8.93</td> <td>30.76</td> <td>6.00</td> <td>335</td> <td>114</td> <td>PEAK</td> </tr> </tbody> </table>	Limit	Read	Ant	Cable	Preamp	Aux	APos	TPos	Remark	Freq	Level	Line Margin	Level Factor	Loss Factor	Factor				MHz	dBuV/m	dBuV/m	dB	dBuV	dB/m	dB	dB	cm	deg	1	2437.00	99.38	-----	-----	83.14	32.07	8.93	30.76	6.00	335	114	PEAK
	Limit	Read	Ant	Cable	Preamp	Aux	APos	TPos	Remark																																																																											
Freq	Level	Line Margin	Level Factor	Loss Factor	Factor																																																																															
MHz	dBuV/m	dBuV/m	dB	dBuV	dB/m	dB	dB	cm	deg																																																																											
1	2341.12	56.46	74.00	-17.54	40.90	31.87	8.62	30.93	6.00	335	114	PEAK																																																																								
Limit	Read	Ant	Cable	Preamp	Aux	APos	TPos	Remark																																																																												
Freq	Level	Line Margin	Level Factor	Loss Factor	Factor																																																																															
MHz	dBuV/m	dBuV/m	dB	dBuV	dB/m	dB	dB	cm	deg																																																																											
1	2437.00	99.38	-----	-----	83.14	32.07	8.93	30.76	6.00	335	114	PEAK																																																																								
Avg	 <table border="1"> <thead> <tr> <th>Limit</th> <th>Read</th> <th>Ant</th> <th>Cable</th> <th>Preamp</th> <th>Aux</th> <th>APos</th> <th>TPos</th> <th>Remark</th> </tr> <tr> <th>Freq</th> <th>Level</th> <th>Line Margin</th> <th>Level Factor</th> <th>Loss Factor</th> <th>Factor</th> <th></th> <th></th> <th></th> </tr> <tr> <th>MHz</th> <th>dBuV/m</th> <th>dBuV/m</th> <th>dB</th> <th>dBuV</th> <th>dB/m</th> <th>dB</th> <th>dB</th> <th>cm</th> <th>deg</th> </tr> </thead> <tbody> <tr> <td>1</td> <td>2389.63</td> <td>45.67</td> <td>54.00</td> <td>-8.33</td> <td>29.81</td> <td>31.98</td> <td>8.77</td> <td>30.89</td> <td>6.00</td> <td>335</td> <td>114</td> <td>AVERAGE</td> </tr> </tbody> </table>	Limit	Read	Ant	Cable	Preamp	Aux	APos	TPos	Remark	Freq	Level	Line Margin	Level Factor	Loss Factor	Factor				MHz	dBuV/m	dBuV/m	dB	dBuV	dB/m	dB	dB	cm	deg	1	2389.63	45.67	54.00	-8.33	29.81	31.98	8.77	30.89	6.00	335	114	AVERAGE	 <table border="1"> <thead> <tr> <th>Limit</th> <th>Read</th> <th>Ant</th> <th>Cable</th> <th>Preamp</th> <th>Aux</th> <th>APos</th> <th>TPos</th> <th>Remark</th> </tr> <tr> <th>Freq</th> <th>Level</th> <th>Line Margin</th> <th>Level Factor</th> <th>Loss Factor</th> <th>Factor</th> <th></th> <th></th> <th></th> </tr> <tr> <th>MHz</th> <th>dBuV/m</th> <th>dBuV/m</th> <th>dB</th> <th>dBuV</th> <th>dB/m</th> <th>dB</th> <th>dB</th> <th>cm</th> <th>deg</th> </tr> </thead> <tbody> <tr> <td>1</td> <td>2437.00</td> <td>89.75</td> <td>-----</td> <td>-----</td> <td>73.52</td> <td>32.06</td> <td>8.93</td> <td>30.76</td> <td>6.00</td> <td>335</td> <td>114</td> <td>AVERAGE</td> </tr> </tbody> </table>	Limit	Read	Ant	Cable	Preamp	Aux	APos	TPos	Remark	Freq	Level	Line Margin	Level Factor	Loss Factor	Factor				MHz	dBuV/m	dBuV/m	dB	dBuV	dB/m	dB	dB	cm	deg	1	2437.00	89.75	-----	-----	73.52	32.06	8.93	30.76	6.00	335	114	AVERAGE
Limit	Read	Ant	Cable	Preamp	Aux	APos	TPos	Remark																																																																												
Freq	Level	Line Margin	Level Factor	Loss Factor	Factor																																																																															
MHz	dBuV/m	dBuV/m	dB	dBuV	dB/m	dB	dB	cm	deg																																																																											
1	2389.63	45.67	54.00	-8.33	29.81	31.98	8.77	30.89	6.00	335	114	AVERAGE																																																																								
Limit	Read	Ant	Cable	Preamp	Aux	APos	TPos	Remark																																																																												
Freq	Level	Line Margin	Level Factor	Loss Factor	Factor																																																																															
MHz	dBuV/m	dBuV/m	dB	dBuV	dB/m	dB	dB	cm	deg																																																																											
1	2437.00	89.75	-----	-----	73.52	32.06	8.93	30.76	6.00	335	114	AVERAGE																																																																								



	11																																									
Mode	Band Edge - R																																									
	2400-2483.5_802.11n HT40_CH06_2437MHz																																									
ANT	10																																									
Pol.	Vertical	Fundamental																																								
Peak	<table border="1" data-bbox="263 1115 774 1238"> <thead> <tr> <th>Limit</th> <th>Read</th> <th>Ant</th> <th>Cable</th> <th>Preamp</th> <th>Aux</th> <th>APos</th> <th>TPos</th> <th>Remark</th> </tr> <tr> <th>Freq</th> <th>Level</th> <th>Line</th> <th>Margin</th> <th>Level</th> <th>Factor</th> <th>Loss</th> <th>Factor</th> <th>Factor</th> </tr> <tr> <th>MHz</th> <th>dBuV/m</th> <th>dBuV/m</th> <th>dB</th> <th>dBuV</th> <th>dB/m</th> <th>dB</th> <th>dB</th> <th>dB</th> </tr> </thead> <tbody> <tr> <td>1</td> <td>2488.79</td> <td>56.54</td> <td>74.00</td> <td>-17.46</td> <td>39.97</td> <td>32.13</td> <td>9.07</td> <td>30.63</td> <td>6.00</td> <td>335</td> <td>114</td> <td>PEAK</td> </tr> </tbody> </table>	Limit	Read	Ant	Cable	Preamp	Aux	APos	TPos	Remark	Freq	Level	Line	Margin	Level	Factor	Loss	Factor	Factor	MHz	dBuV/m	dBuV/m	dB	dBuV	dB/m	dB	dB	dB	1	2488.79	56.54	74.00	-17.46	39.97	32.13	9.07	30.63	6.00	335	114	PEAK	Blank
Limit	Read	Ant	Cable	Preamp	Aux	APos	TPos	Remark																																		
Freq	Level	Line	Margin	Level	Factor	Loss	Factor	Factor																																		
MHz	dBuV/m	dBuV/m	dB	dBuV	dB/m	dB	dB	dB																																		
1	2488.79	56.54	74.00	-17.46	39.97	32.13	9.07	30.63	6.00	335	114	PEAK																														
Avg	<table border="1" data-bbox="263 1798 774 1921"> <thead> <tr> <th>Limit</th> <th>Read</th> <th>Ant</th> <th>Cable</th> <th>Preamp</th> <th>Aux</th> <th>APos</th> <th>TPos</th> <th>Remark</th> </tr> <tr> <th>Freq</th> <th>Level</th> <th>Line</th> <th>Margin</th> <th>Level</th> <th>Factor</th> <th>Loss</th> <th>Factor</th> <th>Factor</th> </tr> <tr> <th>MHz</th> <th>dBuV/m</th> <th>dBuV/m</th> <th>dB</th> <th>dBuV</th> <th>dB/m</th> <th>dB</th> <th>dB</th> <th>dB</th> </tr> </thead> <tbody> <tr> <td>1</td> <td>2491.94</td> <td>46.26</td> <td>54.00</td> <td>-7.74</td> <td>29.66</td> <td>32.14</td> <td>9.08</td> <td>30.62</td> <td>6.00</td> <td>335</td> <td>114</td> <td>AVERAGE</td> </tr> </tbody> </table>	Limit	Read	Ant	Cable	Preamp	Aux	APos	TPos	Remark	Freq	Level	Line	Margin	Level	Factor	Loss	Factor	Factor	MHz	dBuV/m	dBuV/m	dB	dBuV	dB/m	dB	dB	dB	1	2491.94	46.26	54.00	-7.74	29.66	32.14	9.08	30.62	6.00	335	114	AVERAGE	Blank
Limit	Read	Ant	Cable	Preamp	Aux	APos	TPos	Remark																																		
Freq	Level	Line	Margin	Level	Factor	Loss	Factor	Factor																																		
MHz	dBuV/m	dBuV/m	dB	dBuV	dB/m	dB	dB	dB																																		
1	2491.94	46.26	54.00	-7.74	29.66	32.14	9.08	30.62	6.00	335	114	AVERAGE																														



Mode	11																																																																																																													
	Harmonic																																																																																																													
	2400-2483.5_802.11n_HT40_CH06_2437MHz																																																																																																													
ANT	10																																																																																																													
Pol.	Horizontal	Vertical																																																																																																												
Peak Avg	<table border="1"> <thead> <tr> <th>Limit</th> <th>Read</th> <th>Ant</th> <th>Cable</th> <th>Preamp</th> <th>Aux</th> <th>APos</th> <th>TPos</th> <th>Remark</th> </tr> <tr> <th>Freq</th> <th>Level</th> <th>Line Margin</th> <th>Level Factor</th> <th>Loss Factor</th> <th>Loss Factor</th> <th>Factor</th> <th></th> <th></th> </tr> <tr> <th>MHz</th> <th>dBuV/m</th> <th>dBuV/m</th> <th>dB</th> <th>dBuV</th> <th>dB/m</th> <th>dB</th> <th>dB</th> <th>cm</th> <th>deg</th> </tr> </thead> <tbody> <tr> <td>1</td> <td>4874.00</td> <td>41.19</td> <td>74.00</td> <td>-32.81</td> <td>59.70</td> <td>34.64</td> <td>12.29</td> <td>65.44</td> <td>0.00</td> <td>300</td> <td>0</td> <td>PEAK</td> </tr> <tr> <td>2</td> <td>7311.00</td> <td>45.04</td> <td>74.00</td> <td>-28.96</td> <td>59.00</td> <td>36.56</td> <td>14.73</td> <td>65.25</td> <td>0.00</td> <td>300</td> <td>0</td> <td>PEAK</td> </tr> </tbody> </table>	Limit	Read	Ant	Cable	Preamp	Aux	APos	TPos	Remark	Freq	Level	Line Margin	Level Factor	Loss Factor	Loss Factor	Factor			MHz	dBuV/m	dBuV/m	dB	dBuV	dB/m	dB	dB	cm	deg	1	4874.00	41.19	74.00	-32.81	59.70	34.64	12.29	65.44	0.00	300	0	PEAK	2	7311.00	45.04	74.00	-28.96	59.00	36.56	14.73	65.25	0.00	300	0	PEAK	<table border="1"> <thead> <tr> <th>Limit</th> <th>Read</th> <th>Ant</th> <th>Cable</th> <th>Preamp</th> <th>Aux</th> <th>APos</th> <th>TPos</th> <th>Remark</th> </tr> <tr> <th>Freq</th> <th>Level</th> <th>Line Margin</th> <th>Level Factor</th> <th>Loss Factor</th> <th>Loss Factor</th> <th>Factor</th> <th></th> <th></th> </tr> <tr> <th>MHz</th> <th>dBuV/m</th> <th>dBuV/m</th> <th>dB</th> <th>dBuV</th> <th>dB/m</th> <th>dB</th> <th>dB</th> <th>cm</th> <th>deg</th> </tr> </thead> <tbody> <tr> <td>1</td> <td>4874.00</td> <td>41.93</td> <td>74.00</td> <td>-32.07</td> <td>60.44</td> <td>34.64</td> <td>12.29</td> <td>65.44</td> <td>0.00</td> <td>100</td> <td>0</td> <td>PEAK</td> </tr> <tr> <td>2</td> <td>7311.00</td> <td>43.37</td> <td>74.00</td> <td>-30.63</td> <td>57.33</td> <td>36.56</td> <td>14.73</td> <td>65.25</td> <td>0.00</td> <td>100</td> <td>0</td> <td>PEAK</td> </tr> </tbody> </table>	Limit	Read	Ant	Cable	Preamp	Aux	APos	TPos	Remark	Freq	Level	Line Margin	Level Factor	Loss Factor	Loss Factor	Factor			MHz	dBuV/m	dBuV/m	dB	dBuV	dB/m	dB	dB	cm	deg	1	4874.00	41.93	74.00	-32.07	60.44	34.64	12.29	65.44	0.00	100	0	PEAK	2	7311.00	43.37	74.00	-30.63	57.33	36.56	14.73	65.25	0.00	100	0	PEAK
	Limit	Read	Ant	Cable	Preamp	Aux	APos	TPos	Remark																																																																																																					
Freq	Level	Line Margin	Level Factor	Loss Factor	Loss Factor	Factor																																																																																																								
MHz	dBuV/m	dBuV/m	dB	dBuV	dB/m	dB	dB	cm	deg																																																																																																					
1	4874.00	41.19	74.00	-32.81	59.70	34.64	12.29	65.44	0.00	300	0	PEAK																																																																																																		
2	7311.00	45.04	74.00	-28.96	59.00	36.56	14.73	65.25	0.00	300	0	PEAK																																																																																																		
Limit	Read	Ant	Cable	Preamp	Aux	APos	TPos	Remark																																																																																																						
Freq	Level	Line Margin	Level Factor	Loss Factor	Loss Factor	Factor																																																																																																								
MHz	dBuV/m	dBuV/m	dB	dBuV	dB/m	dB	dB	cm	deg																																																																																																					
1	4874.00	41.93	74.00	-32.07	60.44	34.64	12.29	65.44	0.00	100	0	PEAK																																																																																																		
2	7311.00	43.37	74.00	-30.63	57.33	36.56	14.73	65.25	0.00	100	0	PEAK																																																																																																		

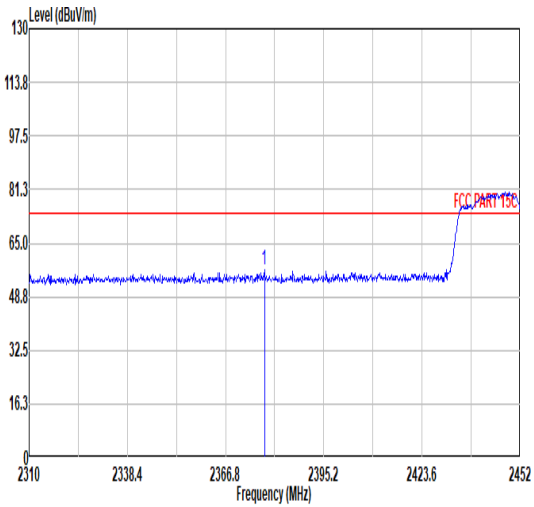
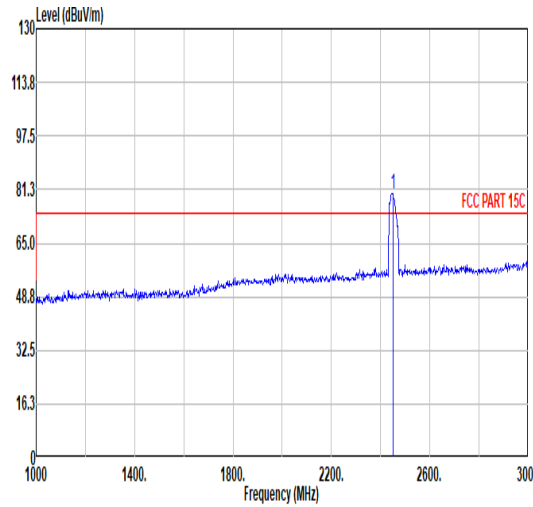
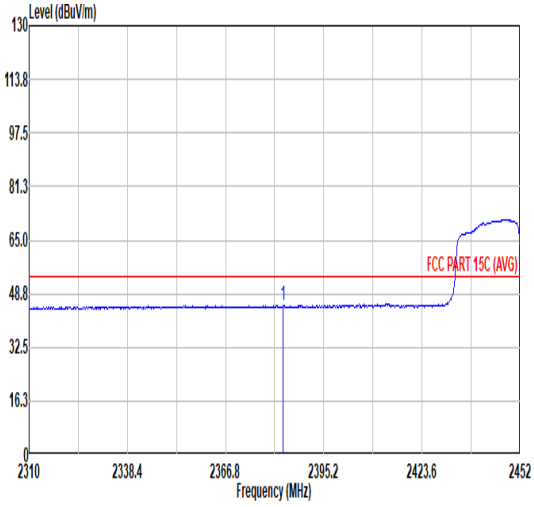
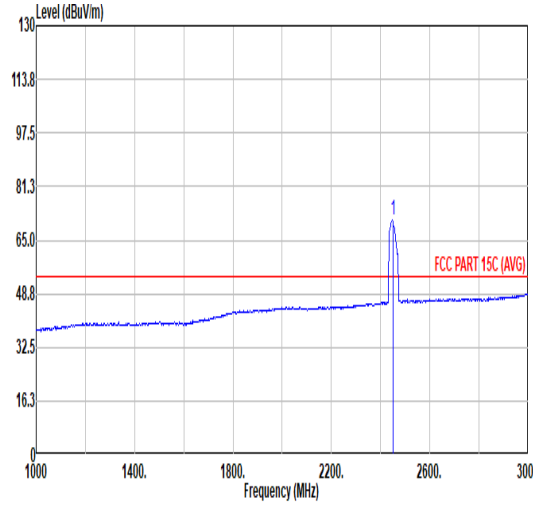


Mode	12																																																																																			
	Band Edge - L																																																																																			
	2400-2483.5_802.11n_HT40_CH09_2452MHz																																																																																			
ANT	10																																																																																			
Pol.	Horizontal	Fundamental																																																																																		
Peak	<table border="1"> <thead> <tr> <th>Limit</th> <th>Read</th> <th>Ant</th> <th>Cable</th> <th>Preamp</th> <th>Aux</th> <th>APos</th> <th>TPos</th> <th>Remark</th> </tr> <tr> <th>Freq</th> <th>Level</th> <th>Line Margin</th> <th>Level Factor</th> <th>Loss Factor</th> <th>Factor</th> <th>Factor</th> <th></th> <th></th> </tr> <tr> <th>MHz</th> <th>dBuV/m</th> <th>dBuV/m</th> <th>dB</th> <th>dBuV</th> <th>dB/m</th> <th>dB</th> <th>dB</th> <th>cm</th> <th>deg</th> </tr> </thead> <tbody> <tr> <td>1</td> <td>2382.70</td> <td>56.47</td> <td>74.00</td> <td>-17.53</td> <td>40.65</td> <td>31.96</td> <td>8.75</td> <td>30.89</td> <td>6.00</td> <td>148</td> <td>55</td> <td>PEAK</td> </tr> </tbody> </table>	Limit	Read	Ant	Cable	Preamp	Aux	APos	TPos	Remark	Freq	Level	Line Margin	Level Factor	Loss Factor	Factor	Factor			MHz	dBuV/m	dBuV/m	dB	dBuV	dB/m	dB	dB	cm	deg	1	2382.70	56.47	74.00	-17.53	40.65	31.96	8.75	30.89	6.00	148	55	PEAK	<table border="1"> <thead> <tr> <th>Limit</th> <th>Read</th> <th>Ant</th> <th>Cable</th> <th>Preamp</th> <th>Aux</th> <th>APos</th> <th>TPos</th> <th>Remark</th> </tr> <tr> <th>Freq</th> <th>Level</th> <th>Line Margin</th> <th>Level Factor</th> <th>Loss Factor</th> <th>Factor</th> <th>Factor</th> <th></th> <th></th> </tr> <tr> <th>MHz</th> <th>dBuV/m</th> <th>dBuV/m</th> <th>dB</th> <th>dBuV</th> <th>dB/m</th> <th>dB</th> <th>dB</th> <th>cm</th> <th>deg</th> </tr> </thead> <tbody> <tr> <td>1</td> <td>2452.00</td> <td>84.48</td> <td>-----</td> <td>-----</td> <td>68.22</td> <td>32.07</td> <td>8.94</td> <td>30.75</td> <td>6.00</td> <td>148</td> <td>55</td> <td>PEAK</td> </tr> </tbody> </table>	Limit	Read	Ant	Cable	Preamp	Aux	APos	TPos	Remark	Freq	Level	Line Margin	Level Factor	Loss Factor	Factor	Factor			MHz	dBuV/m	dBuV/m	dB	dBuV	dB/m	dB	dB	cm	deg	1	2452.00	84.48	-----	-----	68.22	32.07	8.94	30.75	6.00	148	55	PEAK
	Limit	Read	Ant	Cable	Preamp	Aux	APos	TPos	Remark																																																																											
Freq	Level	Line Margin	Level Factor	Loss Factor	Factor	Factor																																																																														
MHz	dBuV/m	dBuV/m	dB	dBuV	dB/m	dB	dB	cm	deg																																																																											
1	2382.70	56.47	74.00	-17.53	40.65	31.96	8.75	30.89	6.00	148	55	PEAK																																																																								
Limit	Read	Ant	Cable	Preamp	Aux	APos	TPos	Remark																																																																												
Freq	Level	Line Margin	Level Factor	Loss Factor	Factor	Factor																																																																														
MHz	dBuV/m	dBuV/m	dB	dBuV	dB/m	dB	dB	cm	deg																																																																											
1	2452.00	84.48	-----	-----	68.22	32.07	8.94	30.75	6.00	148	55	PEAK																																																																								
Avg	<table border="1"> <thead> <tr> <th>Limit</th> <th>Read</th> <th>Ant</th> <th>Cable</th> <th>Preamp</th> <th>Aux</th> <th>APos</th> <th>TPos</th> <th>Remark</th> </tr> <tr> <th>Freq</th> <th>Level</th> <th>Line Margin</th> <th>Level Factor</th> <th>Loss Factor</th> <th>Factor</th> <th>Factor</th> <th></th> <th></th> </tr> <tr> <th>MHz</th> <th>dBuV/m</th> <th>dBuV/m</th> <th>dB</th> <th>dBuV</th> <th>dB/m</th> <th>dB</th> <th>dB</th> <th>cm</th> <th>deg</th> </tr> </thead> <tbody> <tr> <td>1</td> <td>2372.62</td> <td>45.17</td> <td>54.00</td> <td>-8.83</td> <td>29.41</td> <td>31.94</td> <td>8.72</td> <td>30.90</td> <td>6.00</td> <td>148</td> <td>55</td> <td>AVERAGE</td> </tr> </tbody> </table>	Limit	Read	Ant	Cable	Preamp	Aux	APos	TPos	Remark	Freq	Level	Line Margin	Level Factor	Loss Factor	Factor	Factor			MHz	dBuV/m	dBuV/m	dB	dBuV	dB/m	dB	dB	cm	deg	1	2372.62	45.17	54.00	-8.83	29.41	31.94	8.72	30.90	6.00	148	55	AVERAGE	<table border="1"> <thead> <tr> <th>Limit</th> <th>Read</th> <th>Ant</th> <th>Cable</th> <th>Preamp</th> <th>Aux</th> <th>APos</th> <th>TPos</th> <th>Remark</th> </tr> <tr> <th>Freq</th> <th>Level</th> <th>Line Margin</th> <th>Level Factor</th> <th>Loss Factor</th> <th>Factor</th> <th>Factor</th> <th></th> <th></th> </tr> <tr> <th>MHz</th> <th>dBuV/m</th> <th>dBuV/m</th> <th>dB</th> <th>dBuV</th> <th>dB/m</th> <th>dB</th> <th>dB</th> <th>cm</th> <th>deg</th> </tr> </thead> <tbody> <tr> <td>1</td> <td>2452.00</td> <td>75.47</td> <td>-----</td> <td>-----</td> <td>59.21</td> <td>32.07</td> <td>8.94</td> <td>30.75</td> <td>6.00</td> <td>148</td> <td>55</td> <td>AVERAGE</td> </tr> </tbody> </table>	Limit	Read	Ant	Cable	Preamp	Aux	APos	TPos	Remark	Freq	Level	Line Margin	Level Factor	Loss Factor	Factor	Factor			MHz	dBuV/m	dBuV/m	dB	dBuV	dB/m	dB	dB	cm	deg	1	2452.00	75.47	-----	-----	59.21	32.07	8.94	30.75	6.00	148	55	AVERAGE
Limit	Read	Ant	Cable	Preamp	Aux	APos	TPos	Remark																																																																												
Freq	Level	Line Margin	Level Factor	Loss Factor	Factor	Factor																																																																														
MHz	dBuV/m	dBuV/m	dB	dBuV	dB/m	dB	dB	cm	deg																																																																											
1	2372.62	45.17	54.00	-8.83	29.41	31.94	8.72	30.90	6.00	148	55	AVERAGE																																																																								
Limit	Read	Ant	Cable	Preamp	Aux	APos	TPos	Remark																																																																												
Freq	Level	Line Margin	Level Factor	Loss Factor	Factor	Factor																																																																														
MHz	dBuV/m	dBuV/m	dB	dBuV	dB/m	dB	dB	cm	deg																																																																											
1	2452.00	75.47	-----	-----	59.21	32.07	8.94	30.75	6.00	148	55	AVERAGE																																																																								



Mode	12																																																		
	Band Edge - R																																																		
	2400-2483.5_802.11n HT40_CH09_2452MHz																																																		
ANT	10																																																		
Pol.	Horizontal	Fundamental																																																	
Peak	<table border="1"> <thead> <tr> <th>Limit</th> <th>Read</th> <th>Ant</th> <th>Cable</th> <th>Preamp</th> <th>Aux</th> <th>APos</th> <th>TPos</th> <th>Remark</th> </tr> <tr> <th>Freq</th> <th>Level</th> <th>Line</th> <th>Margin</th> <th>Level</th> <th>Factor</th> <th>Loss</th> <th>Factor</th> <th>Factor</th> </tr> <tr> <th>MHz</th> <th>dBuV/m</th> <th>dBuV/m</th> <th>dB</th> <th>dBuV</th> <th>dB/m</th> <th>dB</th> <th>dB</th> <th>dB</th> </tr> <tr> <th>cm</th> <th>deg</th> <th colspan="7"></th> </tr> </thead> <tbody> <tr> <td>1</td> <td>2492.32</td> <td>57.02</td> <td>74.00</td> <td>-16.98</td> <td>40.42</td> <td>32.14</td> <td>9.08</td> <td>30.62</td> <td>6.00</td> <td>148</td> <td>55</td> <td>PEAK</td> </tr> </tbody> </table>	Limit	Read	Ant	Cable	Preamp	Aux	APos	TPos	Remark	Freq	Level	Line	Margin	Level	Factor	Loss	Factor	Factor	MHz	dBuV/m	dBuV/m	dB	dBuV	dB/m	dB	dB	dB	cm	deg								1	2492.32	57.02	74.00	-16.98	40.42	32.14	9.08	30.62	6.00	148	55	PEAK	Blank
Limit	Read	Ant	Cable	Preamp	Aux	APos	TPos	Remark																																											
Freq	Level	Line	Margin	Level	Factor	Loss	Factor	Factor																																											
MHz	dBuV/m	dBuV/m	dB	dBuV	dB/m	dB	dB	dB																																											
cm	deg																																																		
1	2492.32	57.02	74.00	-16.98	40.42	32.14	9.08	30.62	6.00	148	55	PEAK																																							
Avg	<table border="1"> <thead> <tr> <th>Limit</th> <th>Read</th> <th>Ant</th> <th>Cable</th> <th>Preamp</th> <th>Aux</th> <th>APos</th> <th>TPos</th> <th>Remark</th> </tr> <tr> <th>Freq</th> <th>Level</th> <th>Line</th> <th>Margin</th> <th>Level</th> <th>Factor</th> <th>Loss</th> <th>Factor</th> <th>Factor</th> </tr> <tr> <th>MHz</th> <th>dBuV/m</th> <th>dBuV/m</th> <th>dB</th> <th>dBuV</th> <th>dB/m</th> <th>dB</th> <th>dB</th> <th>dB</th> </tr> <tr> <th>cm</th> <th>deg</th> <th colspan="7"></th> </tr> </thead> <tbody> <tr> <td>1</td> <td>2495.06</td> <td>46.31</td> <td>54.00</td> <td>-7.69</td> <td>29.69</td> <td>32.14</td> <td>9.09</td> <td>30.61</td> <td>6.00</td> <td>148</td> <td>55</td> <td>AVERAGE</td> </tr> </tbody> </table>	Limit	Read	Ant	Cable	Preamp	Aux	APos	TPos	Remark	Freq	Level	Line	Margin	Level	Factor	Loss	Factor	Factor	MHz	dBuV/m	dBuV/m	dB	dBuV	dB/m	dB	dB	dB	cm	deg								1	2495.06	46.31	54.00	-7.69	29.69	32.14	9.09	30.61	6.00	148	55	AVERAGE	Blank
Limit	Read	Ant	Cable	Preamp	Aux	APos	TPos	Remark																																											
Freq	Level	Line	Margin	Level	Factor	Loss	Factor	Factor																																											
MHz	dBuV/m	dBuV/m	dB	dBuV	dB/m	dB	dB	dB																																											
cm	deg																																																		
1	2495.06	46.31	54.00	-7.69	29.69	32.14	9.09	30.61	6.00	148	55	AVERAGE																																							



Mode	12																																																																																			
	Band Edge - L																																																																																			
	2400-2483.5_802.11n HT40_CH09_2452MHz																																																																																			
ANT	10																																																																																			
Pol.	Vertical	Fundamental																																																																																		
Peak	 <table border="1"> <thead> <tr> <th>Limit</th> <th>Read</th> <th>Ant</th> <th>Cable</th> <th>Preamp</th> <th>Aux</th> <th>APos</th> <th>TPos</th> <th>Remark</th> </tr> <tr> <th>Freq</th> <th>Level</th> <th>Line Margin</th> <th>Level Factor</th> <th>Loss Factor</th> <th>Factor</th> <th>Factor</th> <th></th> <th></th> </tr> <tr> <th>MHz</th> <th>dBuV/m</th> <th>dBuV/m</th> <th>dB</th> <th>dBuV</th> <th>dB/m</th> <th>dB</th> <th>dB</th> <th>cm</th> <th>deg</th> </tr> </thead> <tbody> <tr> <td>1</td> <td>2378.02</td> <td>56.83</td> <td>74.00</td> <td>-17.17</td> <td>41.05</td> <td>31.95</td> <td>8.73</td> <td>30.90</td> <td>6.00</td> <td>351</td> <td>261</td> <td>PEAK</td> </tr> </tbody> </table>	Limit	Read	Ant	Cable	Preamp	Aux	APos	TPos	Remark	Freq	Level	Line Margin	Level Factor	Loss Factor	Factor	Factor			MHz	dBuV/m	dBuV/m	dB	dBuV	dB/m	dB	dB	cm	deg	1	2378.02	56.83	74.00	-17.17	41.05	31.95	8.73	30.90	6.00	351	261	PEAK	 <table border="1"> <thead> <tr> <th>Limit</th> <th>Read</th> <th>Ant</th> <th>Cable</th> <th>Preamp</th> <th>Aux</th> <th>APos</th> <th>TPos</th> <th>Remark</th> </tr> <tr> <th>Freq</th> <th>Level</th> <th>Line Margin</th> <th>Level Factor</th> <th>Loss Factor</th> <th>Factor</th> <th>Factor</th> <th></th> <th></th> </tr> <tr> <th>MHz</th> <th>dBuV/m</th> <th>dBuV/m</th> <th>dB</th> <th>dBuV</th> <th>dB/m</th> <th>dB</th> <th>dB</th> <th>cm</th> <th>deg</th> </tr> </thead> <tbody> <tr> <td>1</td> <td>2452.00</td> <td>80.16</td> <td>-----</td> <td>-----</td> <td>63.90</td> <td>32.07</td> <td>8.94</td> <td>30.75</td> <td>6.00</td> <td>351</td> <td>261</td> <td>PEAK</td> </tr> </tbody> </table>	Limit	Read	Ant	Cable	Preamp	Aux	APos	TPos	Remark	Freq	Level	Line Margin	Level Factor	Loss Factor	Factor	Factor			MHz	dBuV/m	dBuV/m	dB	dBuV	dB/m	dB	dB	cm	deg	1	2452.00	80.16	-----	-----	63.90	32.07	8.94	30.75	6.00	351	261	PEAK
	Limit	Read	Ant	Cable	Preamp	Aux	APos	TPos	Remark																																																																											
Freq	Level	Line Margin	Level Factor	Loss Factor	Factor	Factor																																																																														
MHz	dBuV/m	dBuV/m	dB	dBuV	dB/m	dB	dB	cm	deg																																																																											
1	2378.02	56.83	74.00	-17.17	41.05	31.95	8.73	30.90	6.00	351	261	PEAK																																																																								
Limit	Read	Ant	Cable	Preamp	Aux	APos	TPos	Remark																																																																												
Freq	Level	Line Margin	Level Factor	Loss Factor	Factor	Factor																																																																														
MHz	dBuV/m	dBuV/m	dB	dBuV	dB/m	dB	dB	cm	deg																																																																											
1	2452.00	80.16	-----	-----	63.90	32.07	8.94	30.75	6.00	351	261	PEAK																																																																								
Avg	 <table border="1"> <thead> <tr> <th>Limit</th> <th>Read</th> <th>Ant</th> <th>Cable</th> <th>Preamp</th> <th>Aux</th> <th>APos</th> <th>TPos</th> <th>Remark</th> </tr> <tr> <th>Freq</th> <th>Level</th> <th>Line Margin</th> <th>Level Factor</th> <th>Loss Factor</th> <th>Factor</th> <th>Factor</th> <th></th> <th></th> </tr> <tr> <th>MHz</th> <th>dBuV/m</th> <th>dBuV/m</th> <th>dB</th> <th>dBuV</th> <th>dB/m</th> <th>dB</th> <th>dB</th> <th>cm</th> <th>deg</th> </tr> </thead> <tbody> <tr> <td>1</td> <td>2383.41</td> <td>45.11</td> <td>54.00</td> <td>-8.89</td> <td>29.29</td> <td>31.96</td> <td>8.75</td> <td>30.89</td> <td>6.00</td> <td>351</td> <td>261</td> <td>AVERAGE</td> </tr> </tbody> </table>	Limit	Read	Ant	Cable	Preamp	Aux	APos	TPos	Remark	Freq	Level	Line Margin	Level Factor	Loss Factor	Factor	Factor			MHz	dBuV/m	dBuV/m	dB	dBuV	dB/m	dB	dB	cm	deg	1	2383.41	45.11	54.00	-8.89	29.29	31.96	8.75	30.89	6.00	351	261	AVERAGE	 <table border="1"> <thead> <tr> <th>Limit</th> <th>Read</th> <th>Ant</th> <th>Cable</th> <th>Preamp</th> <th>Aux</th> <th>APos</th> <th>TPos</th> <th>Remark</th> </tr> <tr> <th>Freq</th> <th>Level</th> <th>Line Margin</th> <th>Level Factor</th> <th>Loss Factor</th> <th>Factor</th> <th>Factor</th> <th></th> <th></th> </tr> <tr> <th>MHz</th> <th>dBuV/m</th> <th>dBuV/m</th> <th>dB</th> <th>dBuV</th> <th>dB/m</th> <th>dB</th> <th>dB</th> <th>cm</th> <th>deg</th> </tr> </thead> <tbody> <tr> <td>1</td> <td>2452.00</td> <td>71.14</td> <td>-----</td> <td>-----</td> <td>54.88</td> <td>32.07</td> <td>8.94</td> <td>30.75</td> <td>6.00</td> <td>351</td> <td>261</td> <td>AVERAGE</td> </tr> </tbody> </table>	Limit	Read	Ant	Cable	Preamp	Aux	APos	TPos	Remark	Freq	Level	Line Margin	Level Factor	Loss Factor	Factor	Factor			MHz	dBuV/m	dBuV/m	dB	dBuV	dB/m	dB	dB	cm	deg	1	2452.00	71.14	-----	-----	54.88	32.07	8.94	30.75	6.00	351	261	AVERAGE
Limit	Read	Ant	Cable	Preamp	Aux	APos	TPos	Remark																																																																												
Freq	Level	Line Margin	Level Factor	Loss Factor	Factor	Factor																																																																														
MHz	dBuV/m	dBuV/m	dB	dBuV	dB/m	dB	dB	cm	deg																																																																											
1	2383.41	45.11	54.00	-8.89	29.29	31.96	8.75	30.89	6.00	351	261	AVERAGE																																																																								
Limit	Read	Ant	Cable	Preamp	Aux	APos	TPos	Remark																																																																												
Freq	Level	Line Margin	Level Factor	Loss Factor	Factor	Factor																																																																														
MHz	dBuV/m	dBuV/m	dB	dBuV	dB/m	dB	dB	cm	deg																																																																											
1	2452.00	71.14	-----	-----	54.88	32.07	8.94	30.75	6.00	351	261	AVERAGE																																																																								



Mode	12																																																		
	Band Edge - R																																																		
	2400-2483.5_802.11n HT40_CH09_2452MHz																																																		
ANT	10																																																		
Pol.	Vertical	Fundamental																																																	
Peak	<table border="1"> <thead> <tr> <th>Limit</th> <th>Read</th> <th>Ant</th> <th>Cable</th> <th>Preamp</th> <th>Aux</th> <th>APos</th> <th>TPos</th> <th>Remark</th> </tr> <tr> <th>Freq</th> <th>Level</th> <th>Line</th> <th>Margin</th> <th>Level</th> <th>Factor</th> <th>Loss</th> <th>Factor</th> <th>Factor</th> </tr> <tr> <th>MHz</th> <th>dBuV/m</th> <th>dBuV/m</th> <th>dB</th> <th>dBuV</th> <th>dB/m</th> <th>dB</th> <th>dB</th> <th>dB</th> </tr> <tr> <th>cm</th> <th>deg</th> <th colspan="7"></th> </tr> </thead> <tbody> <tr> <td>1</td> <td>2490.93</td> <td>57.17</td> <td>74.00</td> <td>-16.83</td> <td>40.59</td> <td>32.14</td> <td>9.07</td> <td>30.63</td> <td>6.00</td> <td>351</td> <td>261</td> <td>PEAK</td> </tr> </tbody> </table>	Limit	Read	Ant	Cable	Preamp	Aux	APos	TPos	Remark	Freq	Level	Line	Margin	Level	Factor	Loss	Factor	Factor	MHz	dBuV/m	dBuV/m	dB	dBuV	dB/m	dB	dB	dB	cm	deg								1	2490.93	57.17	74.00	-16.83	40.59	32.14	9.07	30.63	6.00	351	261	PEAK	Blank
Limit	Read	Ant	Cable	Preamp	Aux	APos	TPos	Remark																																											
Freq	Level	Line	Margin	Level	Factor	Loss	Factor	Factor																																											
MHz	dBuV/m	dBuV/m	dB	dBuV	dB/m	dB	dB	dB																																											
cm	deg																																																		
1	2490.93	57.17	74.00	-16.83	40.59	32.14	9.07	30.63	6.00	351	261	PEAK																																							
Avg	<table border="1"> <thead> <tr> <th>Limit</th> <th>Read</th> <th>Ant</th> <th>Cable</th> <th>Preamp</th> <th>Aux</th> <th>APos</th> <th>TPos</th> <th>Remark</th> </tr> <tr> <th>Freq</th> <th>Level</th> <th>Line</th> <th>Margin</th> <th>Level</th> <th>Factor</th> <th>Loss</th> <th>Factor</th> <th>Factor</th> </tr> <tr> <th>MHz</th> <th>dBuV/m</th> <th>dBuV/m</th> <th>dB</th> <th>dBuV</th> <th>dB/m</th> <th>dB</th> <th>dB</th> <th>dB</th> </tr> <tr> <th>cm</th> <th>deg</th> <th colspan="7"></th> </tr> </thead> <tbody> <tr> <td>1</td> <td>2493.81</td> <td>46.05</td> <td>54.00</td> <td>-7.95</td> <td>29.45</td> <td>32.14</td> <td>9.00</td> <td>30.62</td> <td>6.00</td> <td>351</td> <td>261</td> <td>AVERAGE</td> </tr> </tbody> </table>	Limit	Read	Ant	Cable	Preamp	Aux	APos	TPos	Remark	Freq	Level	Line	Margin	Level	Factor	Loss	Factor	Factor	MHz	dBuV/m	dBuV/m	dB	dBuV	dB/m	dB	dB	dB	cm	deg								1	2493.81	46.05	54.00	-7.95	29.45	32.14	9.00	30.62	6.00	351	261	AVERAGE	Blank
Limit	Read	Ant	Cable	Preamp	Aux	APos	TPos	Remark																																											
Freq	Level	Line	Margin	Level	Factor	Loss	Factor	Factor																																											
MHz	dBuV/m	dBuV/m	dB	dBuV	dB/m	dB	dB	dB																																											
cm	deg																																																		
1	2493.81	46.05	54.00	-7.95	29.45	32.14	9.00	30.62	6.00	351	261	AVERAGE																																							



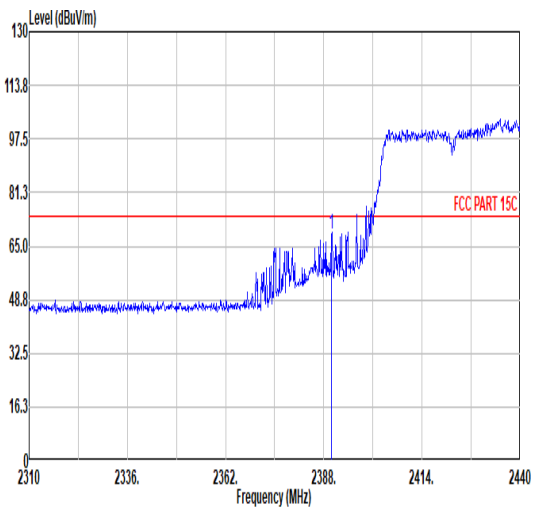
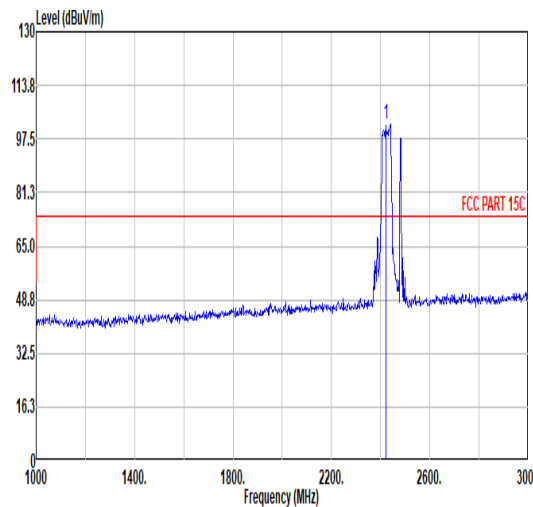
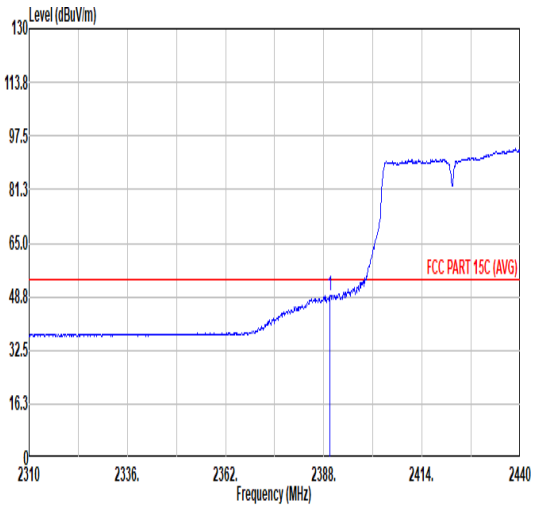
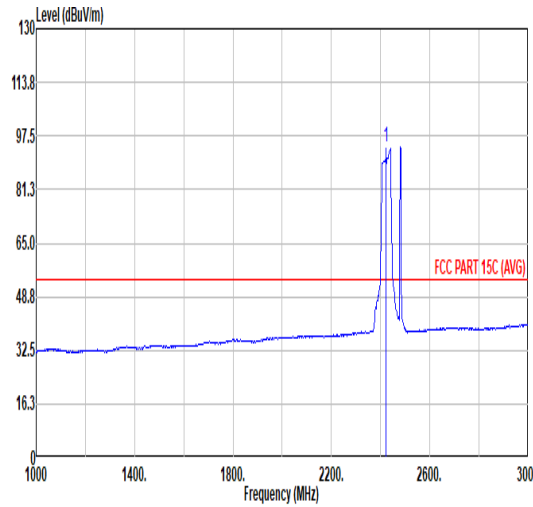
Mode	12																																																																																																													
	Harmonic																																																																																																													
	2400-2483.5_802.11n_HT40_CH09_2452MHz																																																																																																													
ANT	10																																																																																																													
Pol.	Horizontal	Vertical																																																																																																												
Peak Avg	<table border="1"> <thead> <tr> <th>Limit</th> <th>Read</th> <th>Ant</th> <th>Cable</th> <th>Preamp</th> <th>Aux</th> <th>APos</th> <th>TPos</th> <th>Remark</th> </tr> <tr> <th>Freq</th> <th>Level</th> <th>Line Margin</th> <th>Level Factor</th> <th>Loss Factor</th> <th>Loss Factor</th> <th>Factor</th> <th></th> <th></th> </tr> <tr> <th>MHz</th> <th>dBuV/m</th> <th>dBuV/m</th> <th>dB</th> <th>dBuV</th> <th>dB/m</th> <th>dB</th> <th>dB</th> <th>cm</th> <th>deg</th> </tr> </thead> <tbody> <tr> <td>1</td> <td>4904.00</td> <td>40.89</td> <td>74.00</td> <td>-33.11</td> <td>60.83</td> <td>34.10</td> <td>12.20</td> <td>65.44</td> <td>0.00</td> <td>300</td> <td>0</td> <td>PEAK</td> </tr> <tr> <td>2</td> <td>7356.00</td> <td>42.67</td> <td>74.00</td> <td>-31.33</td> <td>57.38</td> <td>35.80</td> <td>14.76</td> <td>65.27</td> <td>0.00</td> <td>300</td> <td>0</td> <td>PEAK</td> </tr> </tbody> </table>	Limit	Read	Ant	Cable	Preamp	Aux	APos	TPos	Remark	Freq	Level	Line Margin	Level Factor	Loss Factor	Loss Factor	Factor			MHz	dBuV/m	dBuV/m	dB	dBuV	dB/m	dB	dB	cm	deg	1	4904.00	40.89	74.00	-33.11	60.83	34.10	12.20	65.44	0.00	300	0	PEAK	2	7356.00	42.67	74.00	-31.33	57.38	35.80	14.76	65.27	0.00	300	0	PEAK	<table border="1"> <thead> <tr> <th>Limit</th> <th>Read</th> <th>Ant</th> <th>Cable</th> <th>Preamp</th> <th>Aux</th> <th>APos</th> <th>TPos</th> <th>Remark</th> </tr> <tr> <th>Freq</th> <th>Level</th> <th>Line Margin</th> <th>Level Factor</th> <th>Loss Factor</th> <th>Loss Factor</th> <th>Factor</th> <th></th> <th></th> </tr> <tr> <th>MHz</th> <th>dBuV/m</th> <th>dBuV/m</th> <th>dB</th> <th>dBuV</th> <th>dB/m</th> <th>dB</th> <th>dB</th> <th>cm</th> <th>deg</th> </tr> </thead> <tbody> <tr> <td>1</td> <td>4904.00</td> <td>40.50</td> <td>74.00</td> <td>-33.50</td> <td>59.64</td> <td>34.10</td> <td>12.20</td> <td>65.44</td> <td>0.00</td> <td>100</td> <td>0</td> <td>PEAK</td> </tr> <tr> <td>2</td> <td>7356.00</td> <td>43.22</td> <td>74.00</td> <td>-30.78</td> <td>57.93</td> <td>35.80</td> <td>14.76</td> <td>65.27</td> <td>0.00</td> <td>100</td> <td>0</td> <td>PEAK</td> </tr> </tbody> </table>	Limit	Read	Ant	Cable	Preamp	Aux	APos	TPos	Remark	Freq	Level	Line Margin	Level Factor	Loss Factor	Loss Factor	Factor			MHz	dBuV/m	dBuV/m	dB	dBuV	dB/m	dB	dB	cm	deg	1	4904.00	40.50	74.00	-33.50	59.64	34.10	12.20	65.44	0.00	100	0	PEAK	2	7356.00	43.22	74.00	-30.78	57.93	35.80	14.76	65.27	0.00	100	0	PEAK
Limit	Read	Ant	Cable	Preamp	Aux	APos	TPos	Remark																																																																																																						
Freq	Level	Line Margin	Level Factor	Loss Factor	Loss Factor	Factor																																																																																																								
MHz	dBuV/m	dBuV/m	dB	dBuV	dB/m	dB	dB	cm	deg																																																																																																					
1	4904.00	40.89	74.00	-33.11	60.83	34.10	12.20	65.44	0.00	300	0	PEAK																																																																																																		
2	7356.00	42.67	74.00	-31.33	57.38	35.80	14.76	65.27	0.00	300	0	PEAK																																																																																																		
Limit	Read	Ant	Cable	Preamp	Aux	APos	TPos	Remark																																																																																																						
Freq	Level	Line Margin	Level Factor	Loss Factor	Loss Factor	Factor																																																																																																								
MHz	dBuV/m	dBuV/m	dB	dBuV	dB/m	dB	dB	cm	deg																																																																																																					
1	4904.00	40.50	74.00	-33.50	59.64	34.10	12.20	65.44	0.00	100	0	PEAK																																																																																																		
2	7356.00	43.22	74.00	-30.78	57.93	35.80	14.76	65.27	0.00	100	0	PEAK																																																																																																		



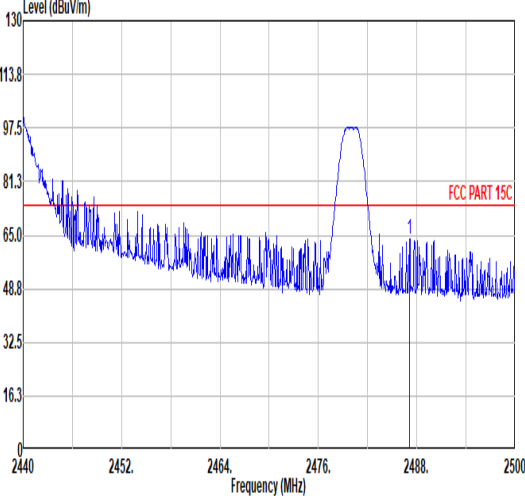
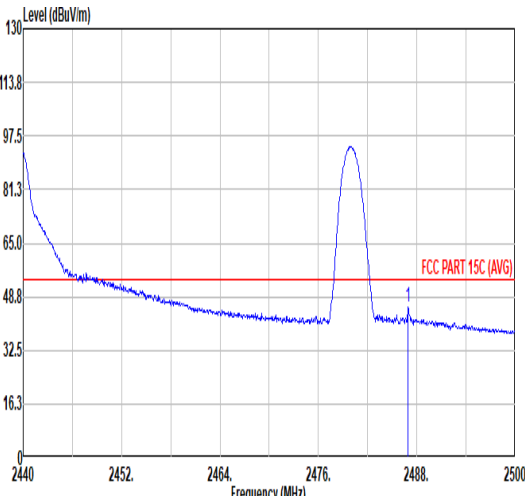
Mode	13																																																																																																																																																																																	
	LF																																																																																																																																																																																	
	2400-2483.5_802.11ax HE40_CH03_2422MHz																																																																																																																																																																																	
ANT	10																																																																																																																																																																																	
Pol.	Horizontal	Vertical																																																																																																																																																																																
Peak QP	<p>Site : 03CH05-KS Condition : FCC PART 15C 3m CBL6111D SN23188 HORIZONTAL Project : 311926 mode : 24 IMEI : #13</p> <table border="1"> <thead> <tr> <th>-04-1715:25:4</th> <th>Level</th> <th>Over</th> <th>Limit</th> <th>ReadAntenna</th> <th>Cable</th> <th>Preamp</th> <th>A/Pos</th> <th>T/Pos</th> <th>Remark</th> <th>Pol/Phas</th> </tr> <tr> <th>1H(1146)</th> <th>dBuV/m</th> <th>dB</th> <th>dBuV/m</th> <th>dBuV</th> <th>dB/m</th> <th>dB</th> <th>dB</th> <th>cm</th> <th>deg</th> <th></th> </tr> </thead> <tbody> <tr> <td>1</td> <td>70.74</td> <td>21.89</td> <td>-18.11</td> <td>40.00</td> <td>41.07</td> <td>12.35</td> <td>1.27</td> <td>32.00</td> <td>---</td> <td>Peak HORIZONTAL</td> </tr> <tr> <td>2</td> <td>114.39</td> <td>21.47</td> <td>-22.03</td> <td>43.50</td> <td>35.83</td> <td>16.88</td> <td>1.62</td> <td>32.86</td> <td>---</td> <td>Peak HORIZONTAL</td> </tr> <tr> <td>3</td> <td>149.31</td> <td>22.12</td> <td>-21.38</td> <td>43.50</td> <td>36.66</td> <td>16.43</td> <td>1.85</td> <td>32.82</td> <td>---</td> <td>Peak HORIZONTAL</td> </tr> <tr> <td>4</td> <td>256.98</td> <td>23.16</td> <td>-22.84</td> <td>46.00</td> <td>34.95</td> <td>18.54</td> <td>2.45</td> <td>32.78</td> <td>---</td> <td>Peak HORIZONTAL</td> </tr> <tr> <td>5</td> <td>777.87</td> <td>29.70</td> <td>-16.30</td> <td>46.00</td> <td>32.13</td> <td>26.07</td> <td>4.26</td> <td>32.76</td> <td>---</td> <td>Peak HORIZONTAL</td> </tr> <tr> <td>6</td> <td>898.15</td> <td>33.57</td> <td>-12.43</td> <td>46.00</td> <td>34.15</td> <td>26.67</td> <td>4.58</td> <td>31.83</td> <td>---</td> <td>Peak HORIZONTAL</td> </tr> </tbody> </table>	-04-1715:25:4	Level	Over	Limit	ReadAntenna	Cable	Preamp	A/Pos	T/Pos	Remark	Pol/Phas	1H(1146)	dBuV/m	dB	dBuV/m	dBuV	dB/m	dB	dB	cm	deg		1	70.74	21.89	-18.11	40.00	41.07	12.35	1.27	32.00	---	Peak HORIZONTAL	2	114.39	21.47	-22.03	43.50	35.83	16.88	1.62	32.86	---	Peak HORIZONTAL	3	149.31	22.12	-21.38	43.50	36.66	16.43	1.85	32.82	---	Peak HORIZONTAL	4	256.98	23.16	-22.84	46.00	34.95	18.54	2.45	32.78	---	Peak HORIZONTAL	5	777.87	29.70	-16.30	46.00	32.13	26.07	4.26	32.76	---	Peak HORIZONTAL	6	898.15	33.57	-12.43	46.00	34.15	26.67	4.58	31.83	---	Peak HORIZONTAL	<p>Site : 03CH05-KS Condition : FCC PART 15C 3m CBL6111D SN23188 VERTICAL Project : 311926 mode : 24 IMEI : #13</p> <table border="1"> <thead> <tr> <th>-04-1715:25:4</th> <th>Level</th> <th>Over</th> <th>Limit</th> <th>ReadAntenna</th> <th>Cable</th> <th>Preamp</th> <th>A/Pos</th> <th>T/Pos</th> <th>Remark</th> <th>Pol/Phas</th> </tr> <tr> <th>1H(1146)</th> <th>dBuV/m</th> <th>dB</th> <th>dBuV/m</th> <th>dBuV</th> <th>dB/m</th> <th>dB</th> <th>dB</th> <th>cm</th> <th>deg</th> <th></th> </tr> </thead> <tbody> <tr> <td>1</td> <td>62.98</td> <td>31.73</td> <td>-8.27</td> <td>40.00</td> <td>50.13</td> <td>13.18</td> <td>1.12</td> <td>32.70</td> <td>---</td> <td>Peak VERTICAL</td> </tr> <tr> <td>2</td> <td>108.57</td> <td>27.24</td> <td>-16.26</td> <td>43.50</td> <td>41.82</td> <td>16.69</td> <td>1.54</td> <td>32.81</td> <td>---</td> <td>Peak VERTICAL</td> </tr> <tr> <td>3</td> <td>257.95</td> <td>20.55</td> <td>-25.45</td> <td>46.00</td> <td>31.98</td> <td>19.45</td> <td>2.16</td> <td>33.04</td> <td>---</td> <td>Peak VERTICAL</td> </tr> <tr> <td>4</td> <td>504.33</td> <td>24.69</td> <td>-21.31</td> <td>46.00</td> <td>30.81</td> <td>24.12</td> <td>3.14</td> <td>33.38</td> <td>---</td> <td>Peak VERTICAL</td> </tr> <tr> <td>5</td> <td>633.64</td> <td>28.19</td> <td>-17.81</td> <td>46.00</td> <td>31.72</td> <td>26.31</td> <td>3.68</td> <td>33.52</td> <td>---</td> <td>Peak VERTICAL</td> </tr> <tr> <td>6</td> <td>933.07</td> <td>30.27</td> <td>-15.73</td> <td>46.00</td> <td>28.30</td> <td>29.59</td> <td>4.55</td> <td>32.17</td> <td>---</td> <td>Peak VERTICAL</td> </tr> </tbody> </table>	-04-1715:25:4	Level	Over	Limit	ReadAntenna	Cable	Preamp	A/Pos	T/Pos	Remark	Pol/Phas	1H(1146)	dBuV/m	dB	dBuV/m	dBuV	dB/m	dB	dB	cm	deg		1	62.98	31.73	-8.27	40.00	50.13	13.18	1.12	32.70	---	Peak VERTICAL	2	108.57	27.24	-16.26	43.50	41.82	16.69	1.54	32.81	---	Peak VERTICAL	3	257.95	20.55	-25.45	46.00	31.98	19.45	2.16	33.04	---	Peak VERTICAL	4	504.33	24.69	-21.31	46.00	30.81	24.12	3.14	33.38	---	Peak VERTICAL	5	633.64	28.19	-17.81	46.00	31.72	26.31	3.68	33.52	---	Peak VERTICAL	6	933.07	30.27	-15.73	46.00	28.30	29.59	4.55	32.17	---	Peak VERTICAL
	-04-1715:25:4	Level	Over	Limit	ReadAntenna	Cable	Preamp	A/Pos	T/Pos	Remark	Pol/Phas																																																																																																																																																																							
1H(1146)	dBuV/m	dB	dBuV/m	dBuV	dB/m	dB	dB	cm	deg																																																																																																																																																																									
1	70.74	21.89	-18.11	40.00	41.07	12.35	1.27	32.00	---	Peak HORIZONTAL																																																																																																																																																																								
2	114.39	21.47	-22.03	43.50	35.83	16.88	1.62	32.86	---	Peak HORIZONTAL																																																																																																																																																																								
3	149.31	22.12	-21.38	43.50	36.66	16.43	1.85	32.82	---	Peak HORIZONTAL																																																																																																																																																																								
4	256.98	23.16	-22.84	46.00	34.95	18.54	2.45	32.78	---	Peak HORIZONTAL																																																																																																																																																																								
5	777.87	29.70	-16.30	46.00	32.13	26.07	4.26	32.76	---	Peak HORIZONTAL																																																																																																																																																																								
6	898.15	33.57	-12.43	46.00	34.15	26.67	4.58	31.83	---	Peak HORIZONTAL																																																																																																																																																																								
-04-1715:25:4	Level	Over	Limit	ReadAntenna	Cable	Preamp	A/Pos	T/Pos	Remark	Pol/Phas																																																																																																																																																																								
1H(1146)	dBuV/m	dB	dBuV/m	dBuV	dB/m	dB	dB	cm	deg																																																																																																																																																																									
1	62.98	31.73	-8.27	40.00	50.13	13.18	1.12	32.70	---	Peak VERTICAL																																																																																																																																																																								
2	108.57	27.24	-16.26	43.50	41.82	16.69	1.54	32.81	---	Peak VERTICAL																																																																																																																																																																								
3	257.95	20.55	-25.45	46.00	31.98	19.45	2.16	33.04	---	Peak VERTICAL																																																																																																																																																																								
4	504.33	24.69	-21.31	46.00	30.81	24.12	3.14	33.38	---	Peak VERTICAL																																																																																																																																																																								
5	633.64	28.19	-17.81	46.00	31.72	26.31	3.68	33.52	---	Peak VERTICAL																																																																																																																																																																								
6	933.07	30.27	-15.73	46.00	28.30	29.59	4.55	32.17	---	Peak VERTICAL																																																																																																																																																																								



Co-location

Mode	14																																																																																			
	Band Edge - L																																																																																			
	2400-2483.5_802.11n HT40_CH03_2422MHZ																																																																																			
ANT	10																																																																																			
Pol.	Horizontal	Fundamental																																																																																		
Peak	 <table border="1"> <thead> <tr> <th>Limit</th> <th>Read</th> <th>Ant</th> <th>Cable</th> <th>Preamp</th> <th>Aux</th> <th>APos</th> <th>TPos</th> <th>Remark</th> </tr> <tr> <th>Freq</th> <th>Level</th> <th>Line Margin</th> <th>Level Factor</th> <th>Loss Factor</th> <th>Factor</th> <th></th> <th></th> <th></th> </tr> <tr> <th>MHz</th> <th>dBuV/m</th> <th>dBuV/m</th> <th>dB</th> <th>dBuV</th> <th>dB/m</th> <th>dB</th> <th>dB</th> <th>cm</th> <th>deg</th> </tr> </thead> <tbody> <tr> <td>1</td> <td>2389.95</td> <td>68.45</td> <td>74.00</td> <td>-5.55</td> <td>59.48</td> <td>32.38</td> <td>7.11</td> <td>36.52</td> <td>6.00</td> <td>110</td> <td>228</td> <td>PEAK</td> </tr> </tbody> </table>	Limit	Read	Ant	Cable	Preamp	Aux	APos	TPos	Remark	Freq	Level	Line Margin	Level Factor	Loss Factor	Factor				MHz	dBuV/m	dBuV/m	dB	dBuV	dB/m	dB	dB	cm	deg	1	2389.95	68.45	74.00	-5.55	59.48	32.38	7.11	36.52	6.00	110	228	PEAK	 <table border="1"> <thead> <tr> <th>Limit</th> <th>Read</th> <th>Ant</th> <th>Cable</th> <th>Preamp</th> <th>Aux</th> <th>APos</th> <th>TPos</th> <th>Remark</th> </tr> <tr> <th>Freq</th> <th>Level</th> <th>Line Margin</th> <th>Level Factor</th> <th>Loss Factor</th> <th>Factor</th> <th></th> <th></th> <th></th> </tr> <tr> <th>MHz</th> <th>dBuV/m</th> <th>dBuV/m</th> <th>dB</th> <th>dBuV</th> <th>dB/m</th> <th>dB</th> <th>dB</th> <th>cm</th> <th>deg</th> </tr> </thead> <tbody> <tr> <td>1</td> <td>2422.00</td> <td>101.97</td> <td>-----</td> <td>-----</td> <td>93.20</td> <td>32.37</td> <td>7.19</td> <td>36.79</td> <td>6.00</td> <td>110</td> <td>228</td> <td>PEAK</td> </tr> </tbody> </table>	Limit	Read	Ant	Cable	Preamp	Aux	APos	TPos	Remark	Freq	Level	Line Margin	Level Factor	Loss Factor	Factor				MHz	dBuV/m	dBuV/m	dB	dBuV	dB/m	dB	dB	cm	deg	1	2422.00	101.97	-----	-----	93.20	32.37	7.19	36.79	6.00	110	228	PEAK
Limit	Read	Ant	Cable	Preamp	Aux	APos	TPos	Remark																																																																												
Freq	Level	Line Margin	Level Factor	Loss Factor	Factor																																																																															
MHz	dBuV/m	dBuV/m	dB	dBuV	dB/m	dB	dB	cm	deg																																																																											
1	2389.95	68.45	74.00	-5.55	59.48	32.38	7.11	36.52	6.00	110	228	PEAK																																																																								
Limit	Read	Ant	Cable	Preamp	Aux	APos	TPos	Remark																																																																												
Freq	Level	Line Margin	Level Factor	Loss Factor	Factor																																																																															
MHz	dBuV/m	dBuV/m	dB	dBuV	dB/m	dB	dB	cm	deg																																																																											
1	2422.00	101.97	-----	-----	93.20	32.37	7.19	36.79	6.00	110	228	PEAK																																																																								
Avg	 <table border="1"> <thead> <tr> <th>Limit</th> <th>Read</th> <th>Ant</th> <th>Cable</th> <th>Preamp</th> <th>Aux</th> <th>APos</th> <th>TPos</th> <th>Remark</th> </tr> <tr> <th>Freq</th> <th>Level</th> <th>Line Margin</th> <th>Level Factor</th> <th>Loss Factor</th> <th>Factor</th> <th></th> <th></th> <th></th> </tr> <tr> <th>MHz</th> <th>dBuV/m</th> <th>dBuV/m</th> <th>dB</th> <th>dBuV</th> <th>dB/m</th> <th>dB</th> <th>dB</th> <th>cm</th> <th>deg</th> </tr> </thead> <tbody> <tr> <td>1</td> <td>2389.56</td> <td>49.04</td> <td>54.00</td> <td>-4.96</td> <td>40.08</td> <td>32.38</td> <td>7.10</td> <td>36.52</td> <td>6.00</td> <td>110</td> <td>228</td> <td>AVERAGE</td> </tr> </tbody> </table>	Limit	Read	Ant	Cable	Preamp	Aux	APos	TPos	Remark	Freq	Level	Line Margin	Level Factor	Loss Factor	Factor				MHz	dBuV/m	dBuV/m	dB	dBuV	dB/m	dB	dB	cm	deg	1	2389.56	49.04	54.00	-4.96	40.08	32.38	7.10	36.52	6.00	110	228	AVERAGE	 <table border="1"> <thead> <tr> <th>Limit</th> <th>Read</th> <th>Ant</th> <th>Cable</th> <th>Preamp</th> <th>Aux</th> <th>APos</th> <th>TPos</th> <th>Remark</th> </tr> <tr> <th>Freq</th> <th>Level</th> <th>Line Margin</th> <th>Level Factor</th> <th>Loss Factor</th> <th>Factor</th> <th></th> <th></th> <th></th> </tr> <tr> <th>MHz</th> <th>dBuV/m</th> <th>dBuV/m</th> <th>dB</th> <th>dBuV</th> <th>dB/m</th> <th>dB</th> <th>dB</th> <th>cm</th> <th>deg</th> </tr> </thead> <tbody> <tr> <td>1</td> <td>2422.00</td> <td>94.11</td> <td>-----</td> <td>-----</td> <td>85.55</td> <td>32.34</td> <td>7.25</td> <td>37.03</td> <td>6.00</td> <td>110</td> <td>228</td> <td>AVERAGE</td> </tr> </tbody> </table>	Limit	Read	Ant	Cable	Preamp	Aux	APos	TPos	Remark	Freq	Level	Line Margin	Level Factor	Loss Factor	Factor				MHz	dBuV/m	dBuV/m	dB	dBuV	dB/m	dB	dB	cm	deg	1	2422.00	94.11	-----	-----	85.55	32.34	7.25	37.03	6.00	110	228	AVERAGE
Limit	Read	Ant	Cable	Preamp	Aux	APos	TPos	Remark																																																																												
Freq	Level	Line Margin	Level Factor	Loss Factor	Factor																																																																															
MHz	dBuV/m	dBuV/m	dB	dBuV	dB/m	dB	dB	cm	deg																																																																											
1	2389.56	49.04	54.00	-4.96	40.08	32.38	7.10	36.52	6.00	110	228	AVERAGE																																																																								
Limit	Read	Ant	Cable	Preamp	Aux	APos	TPos	Remark																																																																												
Freq	Level	Line Margin	Level Factor	Loss Factor	Factor																																																																															
MHz	dBuV/m	dBuV/m	dB	dBuV	dB/m	dB	dB	cm	deg																																																																											
1	2422.00	94.11	-----	-----	85.55	32.34	7.25	37.03	6.00	110	228	AVERAGE																																																																								



Mode	14																																								
	Band Edge - R																																								
	2400-2483.5_802.11n HT40_CH03_2422MHz																																								
ANT	10																																								
Pol.	Horizontal	Fundamental																																							
Peak	 <table border="1" data-bbox="279 1153 805 1288"> <thead> <tr> <th>Limit</th> <th>Read</th> <th>Ant</th> <th>Cable</th> <th>Preamp</th> <th>Aux</th> <th>APos</th> <th>TPos</th> <th>Remark</th> </tr> <tr> <th>Freq</th> <th>Level</th> <th>Line Margin</th> <th>Level Factor</th> <th>Loss Factor</th> <th>Factor</th> <th></th> <th></th> <th></th> </tr> <tr> <th>MHz</th> <th>dBuV/m</th> <th>dBuV/m</th> <th>dB</th> <th>dBuV</th> <th>dB/m</th> <th>dB</th> <th>dB</th> <th>cm</th> <th>deg</th> </tr> </thead> <tbody> <tr> <td>1 2487.10</td> <td>63.76</td> <td>74.00</td> <td>-10.24</td> <td>55.23</td> <td>32.34</td> <td>7.26</td> <td>37.07</td> <td>6.00</td> <td>110</td> <td>228 PEAK</td> </tr> </tbody> </table>	Limit	Read	Ant	Cable	Preamp	Aux	APos	TPos	Remark	Freq	Level	Line Margin	Level Factor	Loss Factor	Factor				MHz	dBuV/m	dBuV/m	dB	dBuV	dB/m	dB	dB	cm	deg	1 2487.10	63.76	74.00	-10.24	55.23	32.34	7.26	37.07	6.00	110	228 PEAK	Blank
Limit	Read	Ant	Cable	Preamp	Aux	APos	TPos	Remark																																	
Freq	Level	Line Margin	Level Factor	Loss Factor	Factor																																				
MHz	dBuV/m	dBuV/m	dB	dBuV	dB/m	dB	dB	cm	deg																																
1 2487.10	63.76	74.00	-10.24	55.23	32.34	7.26	37.07	6.00	110	228 PEAK																															
Avg	 <table border="1" data-bbox="279 1825 805 1960"> <thead> <tr> <th>Limit</th> <th>Read</th> <th>Ant</th> <th>Cable</th> <th>Preamp</th> <th>Aux</th> <th>APos</th> <th>TPos</th> <th>Remark</th> </tr> <tr> <th>Freq</th> <th>Level</th> <th>Line Margin</th> <th>Level Factor</th> <th>Loss Factor</th> <th>Factor</th> <th></th> <th></th> <th></th> </tr> <tr> <th>MHz</th> <th>dBuV/m</th> <th>dBuV/m</th> <th>dB</th> <th>dBuV</th> <th>dB/m</th> <th>dB</th> <th>dB</th> <th>cm</th> <th>deg</th> </tr> </thead> <tbody> <tr> <td>1 2486.92</td> <td>45.41</td> <td>54.00</td> <td>-8.59</td> <td>36.88</td> <td>32.34</td> <td>7.26</td> <td>37.07</td> <td>6.00</td> <td>110</td> <td>228 AVERAGE</td> </tr> </tbody> </table>	Limit	Read	Ant	Cable	Preamp	Aux	APos	TPos	Remark	Freq	Level	Line Margin	Level Factor	Loss Factor	Factor				MHz	dBuV/m	dBuV/m	dB	dBuV	dB/m	dB	dB	cm	deg	1 2486.92	45.41	54.00	-8.59	36.88	32.34	7.26	37.07	6.00	110	228 AVERAGE	Blank
Limit	Read	Ant	Cable	Preamp	Aux	APos	TPos	Remark																																	
Freq	Level	Line Margin	Level Factor	Loss Factor	Factor																																				
MHz	dBuV/m	dBuV/m	dB	dBuV	dB/m	dB	dB	cm	deg																																
1 2486.92	45.41	54.00	-8.59	36.88	32.34	7.26	37.07	6.00	110	228 AVERAGE																															



	14																																																																													
11 Mode	Band Edge - L																																																																													
	2400-2483.5_802.11n HT40_CH03_2422MHz																																																																													
ANT	10																																																																													
Pol.	Vertical	Fundamental																																																																												
Peak	<table border="1"> <thead> <tr> <th>Limit</th> <th>Read</th> <th>Ant</th> <th>Cable</th> <th>Preamp</th> <th>Aux</th> <th>APos</th> <th>TPos</th> <th>Remark</th> </tr> <tr> <th>Freq</th> <th>Level</th> <th>Line Margin</th> <th>Level Factor</th> <th>Loss Factor</th> <th>Factor</th> <th>Factor</th> <th>Factor</th> <th></th> </tr> <tr> <th>MHz</th> <th>dBuV/m</th> <th>dBuV/m</th> <th>dB</th> <th>dBuV</th> <th>dB/m</th> <th>dB</th> <th>dB</th> <th>cm</th> </tr> </thead> <tbody> <tr> <td>1 2389.82</td> <td>63.17</td> <td>74.00</td> <td>-10.83</td> <td>54.20</td> <td>32.38</td> <td>7.11</td> <td>36.52</td> <td>6.00</td> <td>366</td> <td>297 PEAK</td> </tr> </tbody> </table>	Limit	Read	Ant	Cable	Preamp	Aux	APos	TPos	Remark	Freq	Level	Line Margin	Level Factor	Loss Factor	Factor	Factor	Factor		MHz	dBuV/m	dBuV/m	dB	dBuV	dB/m	dB	dB	cm	1 2389.82	63.17	74.00	-10.83	54.20	32.38	7.11	36.52	6.00	366	297 PEAK	<table border="1"> <thead> <tr> <th>Limit</th> <th>Read</th> <th>Ant</th> <th>Cable</th> <th>Preamp</th> <th>Aux</th> <th>APos</th> <th>TPos</th> <th>Remark</th> </tr> <tr> <th>Freq</th> <th>Level</th> <th>Line Margin</th> <th>Level Factor</th> <th>Loss Factor</th> <th>Factor</th> <th>Factor</th> <th>Factor</th> <th></th> </tr> <tr> <th>MHz</th> <th>dBuV/m</th> <th>dBuV/m</th> <th>dB</th> <th>dBuV</th> <th>dB/m</th> <th>dB</th> <th>dB</th> <th>cm</th> </tr> </thead> <tbody> <tr> <td>1 2422.00</td> <td>98.11</td> <td>-----</td> <td>-----</td> <td>89.31</td> <td>32.37</td> <td>7.18</td> <td>36.75</td> <td>6.00</td> <td>366</td> <td>297 PEAK</td> </tr> </tbody> </table>	Limit	Read	Ant	Cable	Preamp	Aux	APos	TPos	Remark	Freq	Level	Line Margin	Level Factor	Loss Factor	Factor	Factor	Factor		MHz	dBuV/m	dBuV/m	dB	dBuV	dB/m	dB	dB	cm	1 2422.00	98.11	-----	-----	89.31	32.37	7.18	36.75	6.00	366	297 PEAK
Limit	Read	Ant	Cable	Preamp	Aux	APos	TPos	Remark																																																																						
Freq	Level	Line Margin	Level Factor	Loss Factor	Factor	Factor	Factor																																																																							
MHz	dBuV/m	dBuV/m	dB	dBuV	dB/m	dB	dB	cm																																																																						
1 2389.82	63.17	74.00	-10.83	54.20	32.38	7.11	36.52	6.00	366	297 PEAK																																																																				
Limit	Read	Ant	Cable	Preamp	Aux	APos	TPos	Remark																																																																						
Freq	Level	Line Margin	Level Factor	Loss Factor	Factor	Factor	Factor																																																																							
MHz	dBuV/m	dBuV/m	dB	dBuV	dB/m	dB	dB	cm																																																																						
1 2422.00	98.11	-----	-----	89.31	32.37	7.18	36.75	6.00	366	297 PEAK																																																																				
Avg	<table border="1"> <thead> <tr> <th>Limit</th> <th>Read</th> <th>Ant</th> <th>Cable</th> <th>Preamp</th> <th>Aux</th> <th>APos</th> <th>TPos</th> <th>Remark</th> </tr> <tr> <th>Freq</th> <th>Level</th> <th>Line Margin</th> <th>Level Factor</th> <th>Loss Factor</th> <th>Factor</th> <th>Factor</th> <th>Factor</th> <th></th> </tr> <tr> <th>MHz</th> <th>dBuV/m</th> <th>dBuV/m</th> <th>dB</th> <th>dBuV</th> <th>dB/m</th> <th>dB</th> <th>dB</th> <th>cm</th> </tr> </thead> <tbody> <tr> <td>1 2389.56</td> <td>44.54</td> <td>54.00</td> <td>-9.46</td> <td>35.58</td> <td>32.38</td> <td>7.10</td> <td>36.52</td> <td>6.00</td> <td>366</td> <td>297 AVERAGE</td> </tr> </tbody> </table>	Limit	Read	Ant	Cable	Preamp	Aux	APos	TPos	Remark	Freq	Level	Line Margin	Level Factor	Loss Factor	Factor	Factor	Factor		MHz	dBuV/m	dBuV/m	dB	dBuV	dB/m	dB	dB	cm	1 2389.56	44.54	54.00	-9.46	35.58	32.38	7.10	36.52	6.00	366	297 AVERAGE	<table border="1"> <thead> <tr> <th>Limit</th> <th>Read</th> <th>Ant</th> <th>Cable</th> <th>Preamp</th> <th>Aux</th> <th>APos</th> <th>TPos</th> <th>Remark</th> </tr> <tr> <th>Freq</th> <th>Level</th> <th>Line Margin</th> <th>Level Factor</th> <th>Loss Factor</th> <th>Factor</th> <th>Factor</th> <th>Factor</th> <th></th> </tr> <tr> <th>MHz</th> <th>dBuV/m</th> <th>dBuV/m</th> <th>dB</th> <th>dBuV</th> <th>dB/m</th> <th>dB</th> <th>dB</th> <th>cm</th> </tr> </thead> <tbody> <tr> <td>1 2422.00</td> <td>88.06</td> <td>-----</td> <td>-----</td> <td>79.29</td> <td>32.37</td> <td>7.18</td> <td>36.78</td> <td>6.00</td> <td>366</td> <td>297 AVERAGE</td> </tr> </tbody> </table>	Limit	Read	Ant	Cable	Preamp	Aux	APos	TPos	Remark	Freq	Level	Line Margin	Level Factor	Loss Factor	Factor	Factor	Factor		MHz	dBuV/m	dBuV/m	dB	dBuV	dB/m	dB	dB	cm	1 2422.00	88.06	-----	-----	79.29	32.37	7.18	36.78	6.00	366	297 AVERAGE
Limit	Read	Ant	Cable	Preamp	Aux	APos	TPos	Remark																																																																						
Freq	Level	Line Margin	Level Factor	Loss Factor	Factor	Factor	Factor																																																																							
MHz	dBuV/m	dBuV/m	dB	dBuV	dB/m	dB	dB	cm																																																																						
1 2389.56	44.54	54.00	-9.46	35.58	32.38	7.10	36.52	6.00	366	297 AVERAGE																																																																				
Limit	Read	Ant	Cable	Preamp	Aux	APos	TPos	Remark																																																																						
Freq	Level	Line Margin	Level Factor	Loss Factor	Factor	Factor	Factor																																																																							
MHz	dBuV/m	dBuV/m	dB	dBuV	dB/m	dB	dB	cm																																																																						
1 2422.00	88.06	-----	-----	79.29	32.37	7.18	36.78	6.00	366	297 AVERAGE																																																																				



Mode	14																																																		
	Band Edge - R																																																		
	2400-2483.5_802.11n HT40_CH03_2422MHz																																																		
ANT	10																																																		
Pol.	Vertical	Fundamental																																																	
Peak	<table border="1"> <thead> <tr> <th>Limit</th> <th>Read</th> <th>Ant</th> <th>Cable</th> <th>Preamp</th> <th>Aux</th> <th>APos</th> <th>TPos</th> <th>Remark</th> </tr> <tr> <th>Freq</th> <th>Level</th> <th>Line</th> <th>Margin</th> <th>Level</th> <th>Factor</th> <th>Loss</th> <th>Factor</th> <th>Factor</th> </tr> <tr> <th>MHz</th> <th>dBuV/m</th> <th>dBuV/m</th> <th>dB</th> <th>dBuV</th> <th>dB/m</th> <th>dB</th> <th>dB</th> <th>dB</th> </tr> <tr> <th>cm</th> <th>deg</th> <th></th> <th></th> <th></th> <th></th> <th></th> <th></th> <th></th> </tr> </thead> <tbody> <tr> <td>1</td> <td>2483.62</td> <td>50.48</td> <td>74.00</td> <td>-23.52</td> <td>41.93</td> <td>32.34</td> <td>7.26</td> <td>37.05</td> <td>6.00</td> <td>366</td> <td>297</td> <td>PEAK</td> </tr> </tbody> </table>	Limit	Read	Ant	Cable	Preamp	Aux	APos	TPos	Remark	Freq	Level	Line	Margin	Level	Factor	Loss	Factor	Factor	MHz	dBuV/m	dBuV/m	dB	dBuV	dB/m	dB	dB	dB	cm	deg								1	2483.62	50.48	74.00	-23.52	41.93	32.34	7.26	37.05	6.00	366	297	PEAK	Blank
Limit	Read	Ant	Cable	Preamp	Aux	APos	TPos	Remark																																											
Freq	Level	Line	Margin	Level	Factor	Loss	Factor	Factor																																											
MHz	dBuV/m	dBuV/m	dB	dBuV	dB/m	dB	dB	dB																																											
cm	deg																																																		
1	2483.62	50.48	74.00	-23.52	41.93	32.34	7.26	37.05	6.00	366	297	PEAK																																							
Avg	<table border="1"> <thead> <tr> <th>Limit</th> <th>Read</th> <th>Ant</th> <th>Cable</th> <th>Preamp</th> <th>Aux</th> <th>APos</th> <th>TPos</th> <th>Remark</th> </tr> <tr> <th>Freq</th> <th>Level</th> <th>Line</th> <th>Margin</th> <th>Level</th> <th>Factor</th> <th>Loss</th> <th>Factor</th> <th>Factor</th> </tr> <tr> <th>MHz</th> <th>dBuV/m</th> <th>dBuV/m</th> <th>dB</th> <th>dBuV</th> <th>dB/m</th> <th>dB</th> <th>dB</th> <th>dB</th> </tr> <tr> <th>cm</th> <th>deg</th> <th></th> <th></th> <th></th> <th></th> <th></th> <th></th> <th></th> </tr> </thead> <tbody> <tr> <td>1</td> <td>2486.44</td> <td>37.69</td> <td>54.00</td> <td>-16.31</td> <td>29.16</td> <td>32.34</td> <td>7.26</td> <td>37.07</td> <td>6.00</td> <td>366</td> <td>297</td> <td>AVERAGE</td> </tr> </tbody> </table>	Limit	Read	Ant	Cable	Preamp	Aux	APos	TPos	Remark	Freq	Level	Line	Margin	Level	Factor	Loss	Factor	Factor	MHz	dBuV/m	dBuV/m	dB	dBuV	dB/m	dB	dB	dB	cm	deg								1	2486.44	37.69	54.00	-16.31	29.16	32.34	7.26	37.07	6.00	366	297	AVERAGE	Blank
Limit	Read	Ant	Cable	Preamp	Aux	APos	TPos	Remark																																											
Freq	Level	Line	Margin	Level	Factor	Loss	Factor	Factor																																											
MHz	dBuV/m	dBuV/m	dB	dBuV	dB/m	dB	dB	dB																																											
cm	deg																																																		
1	2486.44	37.69	54.00	-16.31	29.16	32.34	7.26	37.07	6.00	366	297	AVERAGE																																							

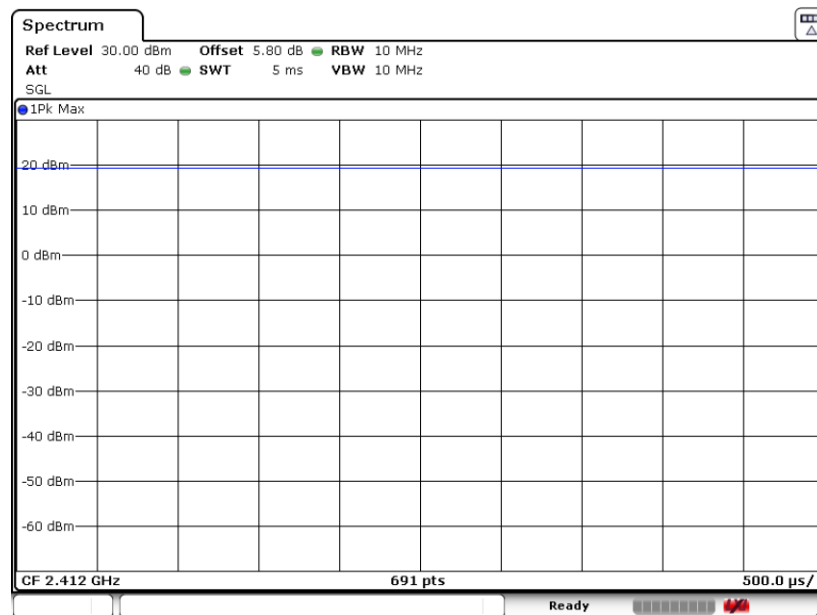


Mode	14																																																																																																													
	Harmonic																																																																																																													
	2400-2483.5_802.11n_HT40_CH03_2422MHz																																																																																																													
ANT	10																																																																																																													
Pol.	Horizontal	Vertical																																																																																																												
Peak Avg	<table border="1"> <thead> <tr> <th>Limit</th> <th>Read</th> <th>Ant</th> <th>Cable</th> <th>Preamp</th> <th>Aux</th> <th>APos</th> <th>TPos</th> <th>Remark</th> </tr> <tr> <th>Freq</th> <th>Level</th> <th>Line Margin</th> <th>Level Factor</th> <th>Loss Factor</th> <th>Loss Factor</th> <th>Factor</th> <th></th> <th></th> </tr> <tr> <th>MHz</th> <th>dBuV/m</th> <th>dBuV/m</th> <th>dB</th> <th>dBuV</th> <th>dB/m</th> <th>dB</th> <th>dB</th> <th>cm</th> <th>deg</th> </tr> </thead> <tbody> <tr> <td>1</td> <td>4844.00</td> <td>40.86</td> <td>74.00</td> <td>-33.14</td> <td>61.87</td> <td>34.00</td> <td>10.25</td> <td>65.26</td> <td>0.00</td> <td>---</td> <td>---</td> <td>PEAK</td> </tr> <tr> <td>2</td> <td>7266.00</td> <td>42.36</td> <td>74.00</td> <td>-31.64</td> <td>60.43</td> <td>35.75</td> <td>12.72</td> <td>66.54</td> <td>0.00</td> <td>---</td> <td>---</td> <td>PEAK</td> </tr> </tbody> </table>	Limit	Read	Ant	Cable	Preamp	Aux	APos	TPos	Remark	Freq	Level	Line Margin	Level Factor	Loss Factor	Loss Factor	Factor			MHz	dBuV/m	dBuV/m	dB	dBuV	dB/m	dB	dB	cm	deg	1	4844.00	40.86	74.00	-33.14	61.87	34.00	10.25	65.26	0.00	---	---	PEAK	2	7266.00	42.36	74.00	-31.64	60.43	35.75	12.72	66.54	0.00	---	---	PEAK	<table border="1"> <thead> <tr> <th>Limit</th> <th>Read</th> <th>Ant</th> <th>Cable</th> <th>Preamp</th> <th>Aux</th> <th>APos</th> <th>TPos</th> <th>Remark</th> </tr> <tr> <th>Freq</th> <th>Level</th> <th>Line Margin</th> <th>Level Factor</th> <th>Loss Factor</th> <th>Loss Factor</th> <th>Factor</th> <th></th> <th></th> </tr> <tr> <th>MHz</th> <th>dBuV/m</th> <th>dBuV/m</th> <th>dB</th> <th>dBuV</th> <th>dB/m</th> <th>dB</th> <th>dB</th> <th>cm</th> <th>deg</th> </tr> </thead> <tbody> <tr> <td>1</td> <td>4844.00</td> <td>40.71</td> <td>74.00</td> <td>-33.29</td> <td>61.72</td> <td>34.00</td> <td>10.25</td> <td>65.26</td> <td>0.00</td> <td>---</td> <td>---</td> <td>PEAK</td> </tr> <tr> <td>2</td> <td>7266.00</td> <td>42.09</td> <td>74.00</td> <td>-31.91</td> <td>60.16</td> <td>35.75</td> <td>12.72</td> <td>66.54</td> <td>0.00</td> <td>---</td> <td>---</td> <td>PEAK</td> </tr> </tbody> </table>	Limit	Read	Ant	Cable	Preamp	Aux	APos	TPos	Remark	Freq	Level	Line Margin	Level Factor	Loss Factor	Loss Factor	Factor			MHz	dBuV/m	dBuV/m	dB	dBuV	dB/m	dB	dB	cm	deg	1	4844.00	40.71	74.00	-33.29	61.72	34.00	10.25	65.26	0.00	---	---	PEAK	2	7266.00	42.09	74.00	-31.91	60.16	35.75	12.72	66.54	0.00	---	---	PEAK
	Limit	Read	Ant	Cable	Preamp	Aux	APos	TPos	Remark																																																																																																					
Freq	Level	Line Margin	Level Factor	Loss Factor	Loss Factor	Factor																																																																																																								
MHz	dBuV/m	dBuV/m	dB	dBuV	dB/m	dB	dB	cm	deg																																																																																																					
1	4844.00	40.86	74.00	-33.14	61.87	34.00	10.25	65.26	0.00	---	---	PEAK																																																																																																		
2	7266.00	42.36	74.00	-31.64	60.43	35.75	12.72	66.54	0.00	---	---	PEAK																																																																																																		
Limit	Read	Ant	Cable	Preamp	Aux	APos	TPos	Remark																																																																																																						
Freq	Level	Line Margin	Level Factor	Loss Factor	Loss Factor	Factor																																																																																																								
MHz	dBuV/m	dBuV/m	dB	dBuV	dB/m	dB	dB	cm	deg																																																																																																					
1	4844.00	40.71	74.00	-33.29	61.72	34.00	10.25	65.26	0.00	---	---	PEAK																																																																																																		
2	7266.00	42.09	74.00	-31.91	60.16	35.75	12.72	66.54	0.00	---	---	PEAK																																																																																																		

Appendix D. Duty Cycle Plots

Band	Duty Cycle(%)	T(ms)	1/T(kHz)	VBW Setting
802.11b	100	-	-	10Hz
802.11g	98.28	-	-	10Hz
802.11n HT20	98.16	-	-	10Hz
802.11n HT40	94.93	0.949	1.053	1.1KHz

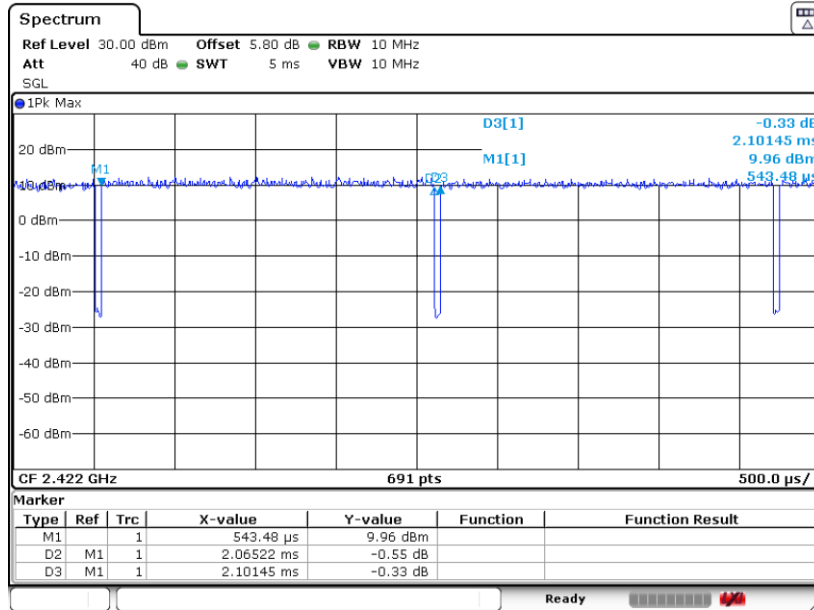
802.11b



Date: 17.FEB.2023 21:08:51

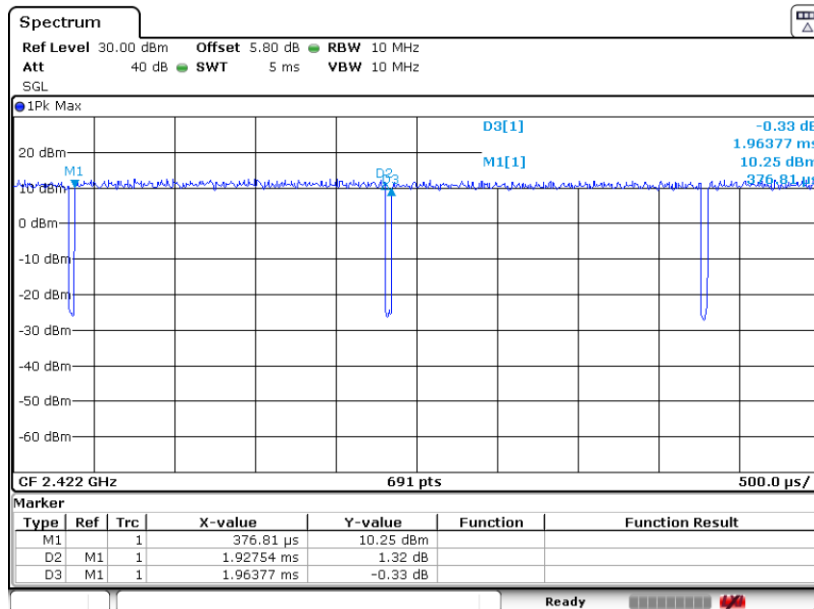


802.11g



Date: 17.FEB.2023 21:22:59

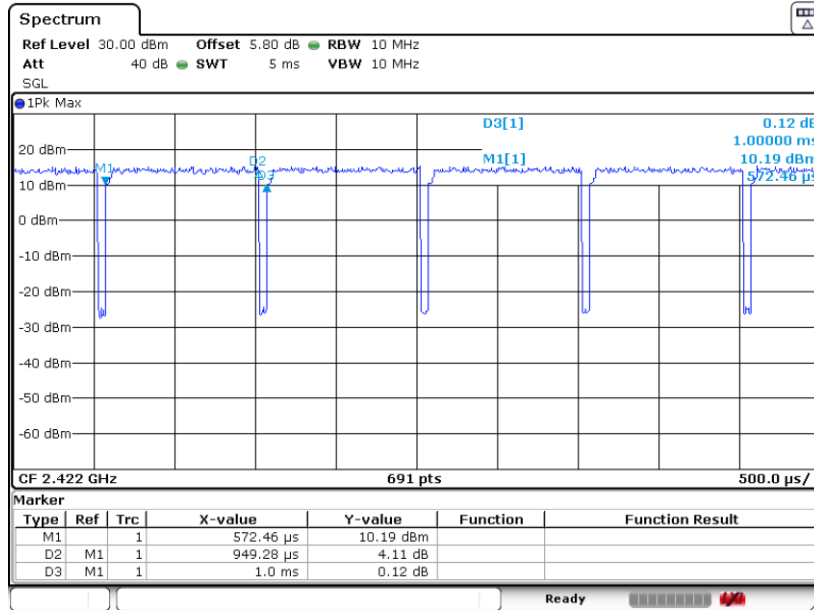
802.11n HT20



Date: 17.FEB.2023 21:22:11



802.11n HT40



Date: 17.FEB.2023 21:21:12