

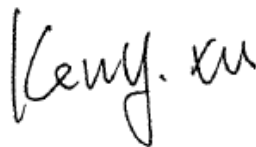
TEST REPORT

Application No.: SZCR2312003978AT
Applicant: Lenovo (Shanghai) Electronics Technology Co., Ltd.
Address of Applicant: Section 304-305, Building No. 4, # 222, Meiyue Road, China (Shanghai) Pilot Free Trade Zone
Manufacturer: Lenovo PC HK Limited
Address of Manufacturer: 23/F, Lincoln House, Taikoo Place 979 King's Road, Quarry Bay, Hong Kong, China

Equipment Under Test (EUT):
EUT Name: Portable Tablet Computer
Model No.: TB330XUP
Trade Mark: Lenovo
FCC ID: O57TB330XUP
Standard(s) : 47 CFR Part 15, Subpart B
Date of Receipt: 2023-09-01 (for report SZCR230900288201)
2023-12-06 (for report SZCR231200397801)
Date of Test: 2023-09-08 to 2023-09-13 (for report SZCR230900288201)
2023-12-13 to 2023-12-16 (for report SZCR231200397801)
Date of Issue: 2023-09-25 (for report SZCR230900288201)
2023-12-22 (for report SZCR231200397801)

Test Result:	Pass*
---------------------	--------------


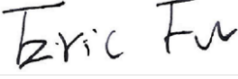
* In the configuration tested, the EUT complied with the standards specified above.



Keny Xu
EMC Laboratory Manager



Revision Record				
Version	Chapter	Date	Modifier	Remark
01		2023-12-22		Original

Authorized for issue by:			
			
		_____ Leo Lai/Project Engineer	
			
		_____ Eric Fu/Reviewer	



Unless otherwise agreed in writing, this document is issued by the Company subject to its General Conditions of Service printed overleaf, available on request or accessible at <https://www.sgs.com/en/Terms-and-Conditions>. Attention is drawn to the limitation of liability, indemnification and jurisdiction issues defined therein. Any holder of this document is advised that information contained hereon reflects the Company's findings at the time of its intervention only and within the limits of Client's instructions, if any. The Company's sole responsibility is to its Client and this document does not exonerate parties to a transaction from exercising all their rights and obligations under the transaction documents. This document cannot be reproduced except in full, without prior written approval of the Company. Any unauthorized alteration, forgery or falsification of the content or appearance of this document is unlawful and offenders may be prosecuted to the fullest extent of the law. Unless otherwise stated the results shown in this test report refer only to the sample(s) tested and such sample(s) are retained for 30 days only.

Attention: To check the authenticity of testing /inspection report & certificate, please contact us at telephone: (86-755) 8307 1443, or email: CN.Doccheck@sgs.com

2 Test Summary

Emission Part				
Item	Standard	Method	Requirement	Result
Conducted Emissions at Mains Terminals (150kHz-30MHz)	47 CFR Part 15, Subpart B	ANSI C63.4:2014	15.107(a);Class B	Pass
Radiated Emissions (30MHz-1GHz)		ANSI C63.4:2014	15.109(a);Class B	Pass
Radiated Emissions (Above 1GHz)		ANSI C63.4:2014	15.109(g);Class B	Pass

Remark:

Model No.: TB330XUP

This test report (Ref. No.: SZCR231200397801) is based on the original test report (Ref. No.: SZCR230900288201) which dated on 2023-09-25.

Review this report and original report, this report just changed the model number.

According to the declaration from the applicant, the models in this report and models in original report were identical, the difference as declared by applicant.

Considering to the difference, pre-scan was performed on the sample in this report to find the items which can be influential to the result in the original test report for fully retest.

Therefore in this report Conducted Emissions at Mains Terminals (150kHz-30MHz), Radiated Emissions (30MHz-1GHz) and Radiated Emissions (Above 1GHz) were fully retested on model and shown the data in this report, other test data were copied from to original report SZCR230900288201.



Unless otherwise agreed in writing, this document is issued by the Company subject to its General Conditions of Service printed overleaf, available on request or accessible at <https://www.sgs.com/en/Terms-and-Conditions>. Attention is drawn to the limitation of liability, indemnification and jurisdiction issues defined therein. Any holder of this document is advised that information contained hereon reflects the Company's findings at the time of its intervention only and within the limits of Client's instructions, if any. The Company's sole responsibility is to its Client and this document does not exonerate parties to a transaction from exercising all their rights and obligations under the transaction documents. This document cannot be reproduced except in full, without prior written approval of the Company. Any unauthorized alteration, forgery or falsification of the content or appearance of this document is unlawful and offenders may be prosecuted to the fullest extent of the law. Unless otherwise stated the results shown in this test report refer only to the sample(s) tested and such sample(s) are retained for 30 days only.

Attention: To check the authenticity of testing /inspection report & certificate, please contact us at telephone: (86-755) 8307 1443, or email: CN.Doccheck@sgs.com

3 Contents

	Page
1 Cover Page	1
2 Test Summary	3
3 Contents	4
4 General Information	5
4.1 Details of E.U.T.	5
4.2 Description of Support Units	5
4.3 Test modes.....	6
4.4 Measurement Uncertainty	8
4.5 Test Location.....	9
4.6 Test Facility	9
4.7 Deviation from Standards.....	9
4.8 Abnormalities from Standard Conditions	9
5 Equipment List	10
6 Emission Test Results	14
6.1 Conducted Emissions at Mains Terminals (150kHz-30MHz)	14
6.1.1 E.U.T. Operation	14
6.1.2 Test Mode Description	14
6.1.3 Test Setup Diagram	15
6.1.4 Measurement Procedure and Data.....	15
6.2 Radiated Emissions (30MHz-1GHz)	32
6.2.1 E.U.T. Operation	32
6.2.2 Test Mode Description	32
6.2.3 Test Setup Diagram	33
6.2.4 Measurement Procedure and Data.....	33
6.3 Radiated Emissions (Above 1GHz).....	54
6.3.1 E.U.T. Operation	54
6.3.2 Test Mode Description	54
6.3.3 Test Setup Diagram	55
6.3.4 Measurement Procedure and Data.....	55



Unless otherwise agreed in writing, this document is issued by the Company subject to its General Conditions of Service printed overleaf, available on request or accessible at <https://www.sgs.com/en/Terms-and-Conditions>. Attention is drawn to the limitation of liability, indemnification and jurisdiction issues defined therein. Any holder of this document is advised that information contained hereon reflects the Company's findings at the time of its intervention only and within the limits of Client's instructions, if any. The Company's sole responsibility is to its Client and this document does not exonerate parties to a transaction from exercising all their rights and obligations under the transaction documents. This document cannot be reproduced except in full, without prior written approval of the Company. Any unauthorized alteration, forgery or falsification of the content or appearance of this document is unlawful and offenders may be prosecuted to the fullest extent of the law. Unless otherwise stated the results shown in this test report refer only to the sample(s) tested and such sample(s) are retained for 30 days only.

Attention: To check the authenticity of testing /inspection report & certificate, please contact us at telephone: (86-755) 8307 1443, or email: CN.Doccheck@sgs.com

4 General Information

4.1 Details of E.U.T.

Power supply:	DC 3.91V from internal rechargeable battery which can be charge by AC/DC adapter
Highest Internal Frequency:	Above 1.2GHz

Remark: The information in this section is provided by the applicant or manufacturer, SGS is not liable to the accuracy, suitability, reliability or/and integrity of the information.

USB cable no.	Model no.	Manufacturer
1	K235-08646-HO	kingpower Electronics Co.,Ltd
2	SHQ-A168A	Saibao (Jiangxi) Industrial Co., Ltd

Battery no.	Model no.	Manufacturer
1	L23D2P31	NINGDE AMPEREX TECHNOLOGY LIMITED
2	L23D2P31	SUNWODA

Pen	Model no.	Manufacturer
1	AP500U	Lenovo
2	AP400U	Lenovo

Adapter no.	Model no.	Manufacturer
1	MC-101	Salcomp
2	MC-101	Chenyang

Screen no.	Model no.	Manufacturer
1	TV110WUM-LL0-D8P0	BOE
2	HD110IA-12B	Innolux

LED no.	Model no.	Manufacturer
1	LL828W1D-QR5T4	LIGHTING
2	SJ-TD2016QFX-5257	SUIJING

4.2 Description of Support Units

Description	Manufacturer	Model No.	Serial No.
Laptop	Lenovo	L480	REF. No.SEA18C00E
Mouse	Lenovo	M-U0025-O	REF. No.:SEA24A00
Router	NETGEAR	DGN2200	REF. No.SEA22A00
Earphone	Lianchuang	22040150	REF. No.SEA10A01
TF Card	Kingston	SDC8GB	REF. No.SEA04A00



4.3 Test modes

<p>Pretest these modes to find the worst case and show the worse data in the test items:</p>	00	Transfer data between the EUT1 and the PC+USB Cable1
	01	Transfer data between the EUT2 and the PC+USB Cable2
	02	Transfer data between the EUT3 and the PC+USB Cable(worst)
	03	Transfer data between the EUT4 and the PC+USB Cable(worst)
	04	BT+WLAN2.4G+EUT1+Playing MP4+USB Cable(worst)+adapter1
	05	BT+WLAN5G+EUT2+camera(Front)+USB Cable(worst)+adapter2
	06	BT+WLAN2.4G+EUT3+camera(Back)+USB Cable(worst)+adapter(worst)
	07	BT+WLAN2.4G+EUT4+camera(Back)+USB Cable(worst)+adapter(worst)
	08	GSM850+BT+WLAN5G+GNSS+EUT(worst)+USB Cable(worst)+adapter(worst)+earphone
	09	GSM1900+BT+WLAN2.4G+GNSS+EUT(worst)+USB Cable(worst)+adapter(worst)+earphone
	10	WCDMA Band II+BT+WLAN2.4G+GNSS+EUT(worst)+USB Cable(worst)+adapter(worst)+earphone
	11	WCDMA Band IV+BT+WLAN2.4G+GNSS+EUT(worst)+USB Cable(worst)+adapter(worst)+earphone
	12	WCDMA Band V+BT+WLAN2.4G+GNSS+EUT(worst)+USB Cable(worst)+adapter(worst)+earphone
	13	LTE Band2+BT+WLAN2.4G+GNSS+EUT(worst)+USB Cable(worst)+adapter(worst)+earphone
	14	LTE Band4+BT+WLAN2.4G+GNSS+EUT(worst)+USB Cable(worst)+adapter(worst)+earphone
	15	LTE Band5+BT+WLAN2.4G+GNSS+EUT(worst)+USB Cable(worst)+adapter(worst)+earphone
	16	LTE Band7+BT+WLAN2.4G+GNSS+EUT(worst)+USB Cable(worst)+adapter(worst)+earphone
	17	LTE Band12+BT+WLAN2.4G+GNSS+EUT(worst)+USB Cable(worst)+adapter(worst)+earphone
	18	LTE Band13+BT+WLAN2.4G+GNSS+EUT(worst)+USB Cable(worst)+adapter(worst)+earphone
	19	LTE Band14+BT+WLAN2.4G+GNSS+EUT(worst)+USB Cable(worst)+adapter(worst)+earphone
	20	LTE Band17+BT+WLAN2.4G+GNSS+EUT(worst)+USB Cable(worst)+adapter(worst)+earphone
	21	LTE Band25+BT+WLAN2.4G+GNSS+EUT(worst)+USB Cable(worst)+adapter(worst)+earphone
	22	LTE Band26+BT+WLAN2.4G+GNSS+EUT(worst)+USB Cable(worst)+adapter(worst)+earphone
	23	LTE Band30+BT+WLAN2.4G+GNSS+EUT(worst)+USB Cable(worst)+adapter(worst)+earphone
	24	LTE Band66+BT+WLAN2.4G+GNSS+EUT(worst)+USB Cable(worst)+adapter(worst)+earphone
25	LTE Band71+BT+WLAN2.4G+GNSS+EUT(worst)+USB	



Unless otherwise agreed in writing, this document is issued by the Company subject to its General Conditions of Service printed overleaf, available on request or accessible at <https://www.sgs.com/en/Terms-and-Conditions>. Attention is drawn to the limitation of liability, indemnification and jurisdiction issues defined therein. Any holder of this document is advised that information contained hereon reflects the Company's findings at the time of its intervention only and within the limits of Client's instructions, if any. The Company's sole responsibility is to its Client and this document does not exonerate parties to a transaction from exercising all their rights and obligations under the transaction documents. This document cannot be reproduced except in full, without prior written approval of the Company. Any unauthorized alteration, forgery or falsification of the content or appearance of this document is unlawful and offenders may be prosecuted to the fullest extent of the law. Unless otherwise stated the results shown in this test report refer only to the sample(s) tested and such sample(s) are retained for 30 days only.

Attention: To check the authenticity of testing /inspection report & certificate, please contact us at telephone: (86-755) 8307 1443, or email: CN.Doccheck@sgs.com

	Cable(worst)+adapter(worst)+earphone 26 LTE Band38+BT+WLAN2.4G+GNSS+EUT(worst)+USB Cable(worst)+adapter(worst)+earphone 27 LTE Band41+BT+WLAN2.4G+GNSS+EUT(worst)+USB Cable(worst)+adapter(worst)+earphone 28 BT+WLAN2.4G+EUT4+camera(Back)+USB Cable1+adapter2 29 BT+WLAN2.4G+EUT4+camera(Back)+USB Cable1+adapter2+Keyboard
--	---

Product description in original report of SZCR230900288201:

Object	EUT1 (4+64GB)SKU6		EUT2 (4+128GB)SKU5	
	Specifications	Supplier	Specifications	Supplier
Front	TF8T6SA	TXD	LE8664FM	LCE
Rear	LE8662AM	LCE	TMBS64A	TXD
DDR	K4UBE3D4AB-MGCL	Samsung	CXDB5CCBM-MA-A	CXMT
EMMC	FEMDNN064G-A3A56	Longsys	KLMDG2RCTE-B041	Samsung
Battery	L23D2P31	ATL	L23D2P31	XWD
PCB	H103C	RedBoard	8G	KINWONG
Housing	>PC-GF20FR (40) <	HUAYU	>PC-GF20FR (40) <	XIQIN

Object	EUT3 (8+128GB)SKU4		EUT4 (8+128GB)SKU7	
	Specifications	Supplier	Specifications	Supplier
Front	LE8664FM	TXD	TF8T6SA	TXD
Rear	SL08A0RA	LCE	LED663AM	LCE
DDR	CXDB6CCDM-MA-M	CXMT	K4UCE3Q4AB-MGCL	Samsung
EMMC	KLMDG2RCTE-B041	Samsung	FEMDNN128G-A3A56	Longsys
Battery	L23D2P31	ATL	L23D2P31	ATL
PCB	H103C	RedBoard	H103C	RedBoard
Housing	>PC-GF20FR (40) <	XIQIN	>PC-GF20FR (40) <	XIQIN

Product description in report of SZCR231200397801:

Object	Sample 1 (4+64GB)	Sample 2 (4+128GB)



	Specifications	Supplier	Specifications	Supplier
Front Camera	TF8T6SA	TXD	TF8T6SA	TXD
Rear Camera	LED663AM	LCE	LED663AM	LCE
DDR	K4UBE3D4AB-MGCL	Samsung	K4UBE3D4AB-MGCL	Samsung
EMMC	FEMDNN064G-A3A56	Longsys	FEMDNN128G-A3A56	Longsys
Battery	L23D2P31	ATL	L23D2P31	ATL
Main Board	H103C	RedBoard	H103C	RedBoard
LED	LL828W1D-QR5T4	LIGHTING	LL828W1D-QR5T4	LIGHTING
LCD	TV110WUM-LL0-D8P0	BOE	TV110WUM-LL0-D8P0	BOE

Object	Sample 3 (8+128GB)	
	Specifications	Supplier
Front Camera	LE8664FM	LCE
Rear Camera	TMBS64A	TXD
DDR	CXDB6CCDM-MA-M	CXMT
EMMC	KLMDG2RCTE-B041	Samsung
Battery	L23D2P31	XWD
Main Board	8G	KINWONG
LED	SJ-TD2016QNX-5257	Suijing
LCD	HD110IA-12B	Innolux

4.4 Measurement Uncertainty

Test Item	Measurement Uncertainty
Conducted Emissions at Mains Terminals (150kHz-30MHz)	± 3.1dB
Radiated Emissions (30MHz-1GHz)	± 6.0dB for 3m; ± 5.0dB for 10m
Radiated Emissions (Above 1GHz)	± 4.6dB

Remark:

The U_{lab} (lab Uncertainty) is less than $U_{CISPR/ETSI}$ (CISPR/ETSI Uncertainty), so the test results
 – compliance is deemed to occur if no measured disturbance level exceeds the disturbance limit;
 – non-compliance is deemed to occur if any measured disturbance level exceeds the disturbance limit.



Unless otherwise agreed in writing, this document is issued by the Company subject to its General Conditions of Service printed overleaf, available on request or accessible at <https://www.sgs.com/en/Terms-and-Conditions>. Attention is drawn to the limitation of liability, indemnification and jurisdiction issues defined therein. Any holder of this document is advised that information contained hereon reflects the Company's findings at the time of its intervention only and within the limits of Client's instructions, if any. The Company's sole responsibility is to its Client and this document does not exonerate parties to a transaction from exercising all their rights and obligations under the transaction documents. This document cannot be reproduced except in full, without prior written approval of the Company. Any unauthorized alteration, forgery or falsification of the content or appearance of this document is unlawful and offenders may be prosecuted to the fullest extent of the law. Unless otherwise stated the results shown in this test report refer only to the sample(s) tested and such sample(s) are retained for 30 days only.

4.5 Test Location

All tests were performed at:

SGS-CSTC Standards Technical Services Co., Ltd., Shenzhen Branch

No. 1 Workshop, M-10, Middle Section, Science & Technology Park, Nanshan District, Shenzhen, Guangdong, China. 518057.

Tel: +86 755 2601 2053 Fax: +86 755 2671 0594

No tests were sub-contracted.

4.6 Test Facility

The test facility is recognized, certified, or accredited by the following organizations:

• A2LA (Certificate No. 3816.01)

SGS-CSTC Standards Technical Services Co., Ltd., Shenzhen EMC Laboratory is accredited by the American Association for Laboratory Accreditation(A2LA). Certificate No. 3816.01.

• VCCI (Member No. 1937)

The 3m Fully-anechoic chamber for above 1GHz, 10m Semi-anechoic chamber for below 1GHz, Shielded Room for Mains Port Conducted Interference Measurement and Telecommunication Port Conducted Interference Measurement of SGS-CSTC Standards Technical Services Co., Ltd. Shenzhen EMC laboratory have been registered in accordance with the Regulations for Voluntary Control Measures with Registration No.: G-20026, R-14188, C-12383 and T-11153 respectively.

• FCC –Designation Number: CN1336

SGS-CSTC Standards Technical Services Co., Ltd., Shenzhen EMC Laboratory has been recognized as an accredited testing laboratory.

Designation Number: CN1336. Test Firm Registration Number: 787754.

• Innovation, Science and Economic Development Canada

SGS-CSTC Standards Technical Services Co., Ltd., Shenzhen EMC Laboratory has been recognized by ISED as an accredited testing laboratory.

CAB identifier: CN0006.

IC#: 4620C.

4.7 Deviation from Standards

None

4.8 Abnormalities from Standard Conditions

None



5 Equipment List

Test Equipment for original report of SZCR230900288201:

Conducted Emissions at Mains Terminals (150kHz-30MHz)					
Equipment	Manufacturer	Model No.	Inventory No.	Cal Date	Cal Due Date
Shielding Room	ZhongYu Electron	GB-88	SEM001-06	2022-05-14	2025-05-13
EMI Test Receiver	Rohde&Schwarz	ESCI	SEM004-02	2023-03-20	2024-03-19
Measurement Software	AUDIX	e3 V8.2014-6-27a	N/A	N/A	N/A
Coaxial Cable	SGS	N/A	SEM024-01	2023-07-07	2024-07-06
LISN	Rohde&Schwarz	ENV216	SEM007-01	2023-09-19	2024-09-18
LISN	ETS-LINDGREN	3816/2	SEM007-02	2023-03-20	2024-03-19

Radiated Emissions (30MHz-1GHz)					
Equipment	Manufacturer	Model No.	Inventory No.	Cal Date	Cal Due Date
10m Semi-Anechoic Chamber	SAEMC	FSAC1018	SEM001-03	2021-03-27	2024-03-26
MXE EMI receiver	KEYSIGHT	N9038A	SEM004-16	2022-10-20	2023-10-19
Trilog-Broadband Antenna	Schwarzbeck	VULB9168	SEM003-18	2021-10-28	2023-10-27
Pre-amplifier	Sonoma Instrument Co	310N	SEM005-04	2023-03-31	2024-03-30
Measurement Software	AUDIX	e3 V8.2014-6-27	N/A	N/A	N/A
Coaxial Cable	SGS	N/A	SEM029-01	2023-07-07	2024-07-06

Radiated Emissions (Above 1GHz)					
Equipment	Manufacturer	Model No.	Inventory No.	Cal Date	Cal Due Date
3m Fully-Anechoic Chamber	AUDIX	N/A	SEM001-02	2023-04-01	2026-03-31
Signal Analyzer	Rohde & Schwarz	FSV40	SEM008-04	2023-03-20	2024-03-19
Horn Antenna	Rohde&Schwarz	HF907	SEM003-07	2023-07-23	2025-07-22
Microwave system amplifier	Agilent	83017A	SEM005-25	2023-09-19	2024-09-18
Measurement Software	AUDIX	e3 V8.2014-6-27	N/A	N/A	N/A
Coaxial Cable	SGS	N/A	SEM026-01	2023-07-07	2024-07-06



Unless otherwise agreed in writing, this document is issued by the Company subject to its General Conditions of Service printed overleaf, available on request or accessible at <https://www.sgs.com/en/Terms-and-Conditions>. Attention is drawn to the limitation of liability, indemnification and jurisdiction issues defined therein. Any holder of this document is advised that information contained hereon reflects the Company's findings at the time of its intervention only and within the limits of Client's instructions, if any. The Company's sole responsibility is to its Client and this document does not exonerate parties to a transaction from exercising all their rights and obligations under the transaction documents. This document cannot be reproduced except in full, without prior written approval of the Company. Any unauthorized alteration, forgery or falsification of the content or appearance of this document is unlawful and offenders may be prosecuted to the fullest extent of the law. Unless otherwise stated the results shown in this test report refer only to the sample(s) tested and such sample(s) are retained for 30 days only.

Attention: To check the authenticity of testing /inspection report & certificate, please contact us at telephone: (86-755) 8307 1443, or email: CN.Doccheck@sgs.com
 No.1 Workshop, M-10, Middle Section, Science & Technology Park, Nanshan District, Shenzhen, Guangdong, China 518057 t (86-755) 26012053 f (86-755) 26710594 www.sgs.com.cn
 中国·广东·深圳市南山区科技园中区M-10栋1号厂房 邮编: 518057 t (86-755) 26012053 f (86-755) 26710594 sgs.china@sgs.com

SGS-CSTC Standards Technical Services Co., Ltd. Shenzhen Branch

SZEMC-TRF-01 Rev. A/1

Report No.: SZCR231200397801

Page: 11 of 77

General used equipment					
Equipment	Manufacturer	Model No.	Inventory No.	Cal Date	Cal Due Date
Humidity/ Temperature Indicator	deli	8838	SEM002-32	2023-07-28	2024-07-27
Humidity/ Temperature Indicator	deli	8838	SEM002-33	2023-07-28	2024-07-27
Barometer	Changchun Meteorological Industry Factory	DYM3	SEM002-01	2023-03-23	2024-03-22



Unless otherwise agreed in writing, this document is issued by the Company subject to its General Conditions of Service printed overleaf, available on request or accessible at <https://www.sgs.com/en/Terms-and-Conditions>. Attention is drawn to the limitation of liability, indemnification and jurisdiction issues defined therein. Any holder of this document is advised that information contained hereon reflects the Company's findings at the time of its intervention only and within the limits of Client's instructions, if any. The Company's sole responsibility is to its Client and this document does not exonerate parties to a transaction from exercising all their rights and obligations under the transaction documents. This document cannot be reproduced except in full, without prior written approval of the Company. Any unauthorized alteration, forgery or falsification of the content or appearance of this document is unlawful and offenders may be prosecuted to the fullest extent of the law. Unless otherwise stated the results shown in this test report refer only to the sample(s) tested and such sample(s) are retained for 30 days only.

Attention: To check the authenticity of testing /inspection report & certificate, please contact us at telephone: (86-755) 8307 1443, or email: CN.Doccheck@sgs.com

SGS-CSTC Standards Technical Services Co., Ltd. Shenzhen Branch

SZEMC-TRF-01 Rev. A/1

Report No.: SZCR231200397801

Page: 12 of 77

New Test Equipment for report of SZCR231200397801:

Conducted Emissions at Mains Terminals (150kHz-30MHz)					
Equipment	Manufacturer	Model No.	Inventory No.	Cal Date	Cal Due Date
Shielding Room	ZhongYu Electron	GB-88	SEM001-06	2022-05-14	2025-05-13
EMI Test Receiver	Rohde&Schwarz	ESCI	SEM004-02	2023-03-20	2024-03-19
Measurement Software	AUDIX	e3 V8.2014-6-27a	N/A	N/A	N/A
Coaxial Cable	SGS	N/A	SEM024-01	2023-07-07	2024-07-06
LISN	Rohde&Schwarz	ENV216	SEM007-01	2023-09-19	2024-09-18
LISN	ETS-LINDGREN	3816/2	SEM007-02	2023-03-20	2024-03-19

Radiated Emissions (30MHz-1GHz)					
Equipment	Manufacturer	Model No.	Inventory No.	Cal Date	Cal Due Date
10m Semi-Anechoic Chamber	SAEMC	FSAC1018	SEM001-03	2021-03-27	2024-03-26
MXE EMI receiver	KEYSIGHT	N9038A	SEM004-16	2023-10-19	2024-10-18
Trilog-Broadband Antenna	Schwarzbeck	VULB9168	SEM003-18	2023-09-23	2025-09-22
Pre-amplifier	Sonoma Instrument Co	310N	SEM005-04	2023-03-31	2024-03-30
Measurement Software	AUDIX	e3 V8.2014-6-27	N/A	N/A	N/A
Coaxial Cable	SGS	N/A	SEM029-01	2023-07-07	2024-07-06

Radiated Emissions (Above 1GHz)					
Equipment	Manufacturer	Model No.	Inventory No.	Cal Date	Cal Due Date
3m Fully-Anechoic Chamber	AUDIX	N/A	SEM001-02	2023-04-01	2026-03-31
Signal Analyzer	Rohde & Schwarz	FSV40	SEM008-04	2023-03-20	2024-03-19
Horn Antenna	Rohde&Schwarz	HF907	SEM003-07	2023-07-23	2025-07-22
Microwave system amplifier	Agilent	83017A	SEM005-25	2023-09-19	2024-09-18
Measurement Software	AUDIX	e3 V8.2014-6-27	N/A	N/A	N/A
Coaxial Cable	SGS	N/A	SEM026-01	2023-07-07	2024-07-06



Unless otherwise agreed in writing, this document is issued by the Company subject to its General Conditions of Service printed overleaf, available on request or accessible at <https://www.sgs.com/en/Terms-and-Conditions>. Attention is drawn to the limitation of liability, indemnification and jurisdiction issues defined therein. Any holder of this document is advised that information contained hereon reflects the Company's findings at the time of its intervention only and within the limits of Client's instructions, if any. The Company's sole responsibility is to its Client and this document does not exonerate parties to a transaction from exercising all their rights and obligations under the transaction documents. This document cannot be reproduced except in full, without prior written approval of the Company. Any unauthorized alteration, forgery or falsification of the content or appearance of this document is unlawful and offenders may be prosecuted to the fullest extent of the law. Unless otherwise stated the results shown in this test report refer only to the sample(s) tested and such sample(s) are retained for 30 days only.

Attention: To check the authenticity of testing /inspection report & certificate, please contact us at telephone: (86-755) 8307 1443, or email: CN.Doccheck@sgs.com

SGS-CSTC Standards Technical Services Co., Ltd. Shenzhen Branch

SZEMC-TRF-01 Rev. A/1

Report No.: SZCR231200397801

Page: 13 of 77

General used equipment					
Equipment	Manufacturer	Model No.	Inventory No.	Cal Date	Cal Due Date
Humidity/ Temperature Indicator	deli	8838	SEM002-32	2023-07-28	2024-07-27
Humidity/ Temperature Indicator	deli	8838	SEM002-33	2023-07-28	2024-07-27
Barometer	Changchun Meteorological Industry Factory	DYM3	SEM002-01	2023-03-23	2024-03-22



Unless otherwise agreed in writing, this document is issued by the Company subject to its General Conditions of Service printed overleaf, available on request or accessible at <https://www.sgs.com/en/Terms-and-Conditions>. Attention is drawn to the limitation of liability, indemnification and jurisdiction issues defined therein. Any holder of this document is advised that information contained hereon reflects the Company's findings at the time of its intervention only and within the limits of Client's instructions, if any. The Company's sole responsibility is to its Client and this document does not exonerate parties to a transaction from exercising all their rights and obligations under the transaction documents. This document cannot be reproduced except in full, without prior written approval of the Company. Any unauthorized alteration, forgery or falsification of the content or appearance of this document is unlawful and offenders may be prosecuted to the fullest extent of the law. Unless otherwise stated the results shown in this test report refer only to the sample(s) tested and such sample(s) are retained for 30 days only.

Attention: To check the authenticity of testing /inspection report & certificate, please contact us at telephone: (86-755) 8307 1443, or email: CN.Doccheck@sgs.com

6 Emission Test Results

6.1 Conducted Emissions at Mains Terminals (150kHz-30MHz)

Test Requirement: 47 CFR Part 15, Subpart B

Test Method: ANSI C63.4:2014

Limit:

0.15M-0.5MHz	66dB(μV)-56dB(μV) quasi-peak, 56dB(μV)-46dB(μV) average
0.5M-5MHz	56dB(μV) quasi-peak, 46dB(μV) average
5M-30MHz	60dB(μV) quasi-peak, 50dB(μV) average
Detector:	Peak for pre-scan (9kHz resolution bandwidth) 0.15M to 30MHz

6.1.1 E.U.T. Operation

Operating Environment:

Temperature: 23.4 °C Humidity: 47.3 % RH Atmospheric Pressure: 1000 mbar

6.1.2 Test Mode Description

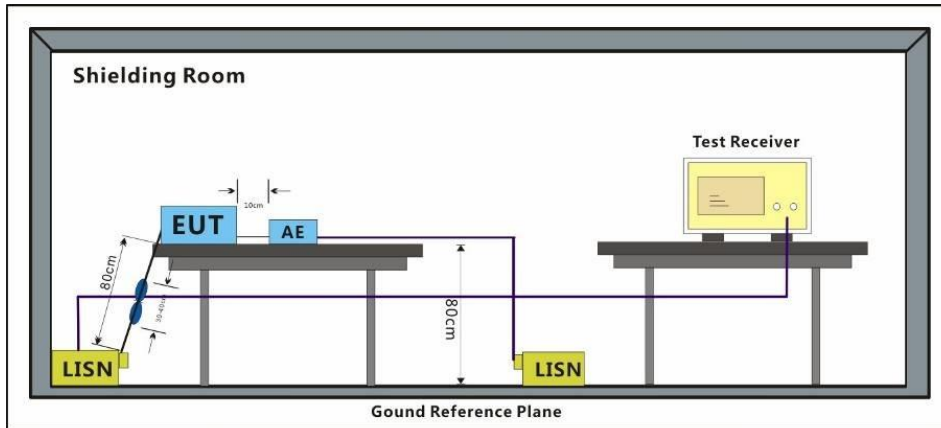
Pre-scan / Final test	Mode Code	Description
Final test	00	Transfer data between the EUT1 and the PC+USB Cable1
Final test	04	BT+WLAN2.4G+EUT1+Playing MP4+USB Cable1+adapter1
Final test	05	BT+WLAN5G+EUT2+camera(Front)+USB Cable1+adapter2
Final test	06	BT+WLAN2.4G+EUT3+camera(Back)+USB Cable1+adapter2
Final test	07	BT+WLAN2.4G+EUT4+camera(Back)+USB Cable1+adapter2
Final test	08	GSM850+BT+WLAN5G+GNSS+EUT1+USB Cable1+adapter2+earphone
Final test	28	BT+WLAN2.4G+EUT4+camera(Back)+USB Cable1+adapter2
Final test	29	BT+WLAN2.4G+EUT4+camera(Back)+USB Cable1+adapter2+Keyboard



Unless otherwise agreed in writing, this document is issued by the Company subject to its General Conditions of Service printed overleaf, available on request or accessible at <https://www.sgs.com/en/Terms-and-Conditions>. Attention is drawn to the limitation of liability, indemnification and jurisdiction issues defined therein. Any holder of this document is advised that information contained hereon reflects the Company's findings at the time of its intervention only and within the limits of Client's instructions, if any. The Company's sole responsibility is to its Client and this document does not exonerate parties to a transaction from exercising all their rights and obligations under the transaction documents. This document cannot be reproduced except in full, without prior written approval of the Company. Any unauthorized alteration, forgery or falsification of the content or appearance of this document is unlawful and offenders may be prosecuted to the fullest extent of the law. Unless otherwise stated the results shown in this test report refer only to the sample(s) tested and such sample(s) are retained for 30 days only.

Attention: To check the authenticity of testing /inspection report & certificate, please contact us at telephone: (86-755) 8307 1443, or email: CN.Doccheck@sgs.com

6.1.3 Test Setup Diagram



6.1.4 Measurement Procedure and Data

An initial pre-scan was performed with peak detector. Quasi-Peak or Average measurement were performed at the frequencies with maximized peak emission were detected.

Remark: Level= Read Level+ Cable Loss+ LISN Factor

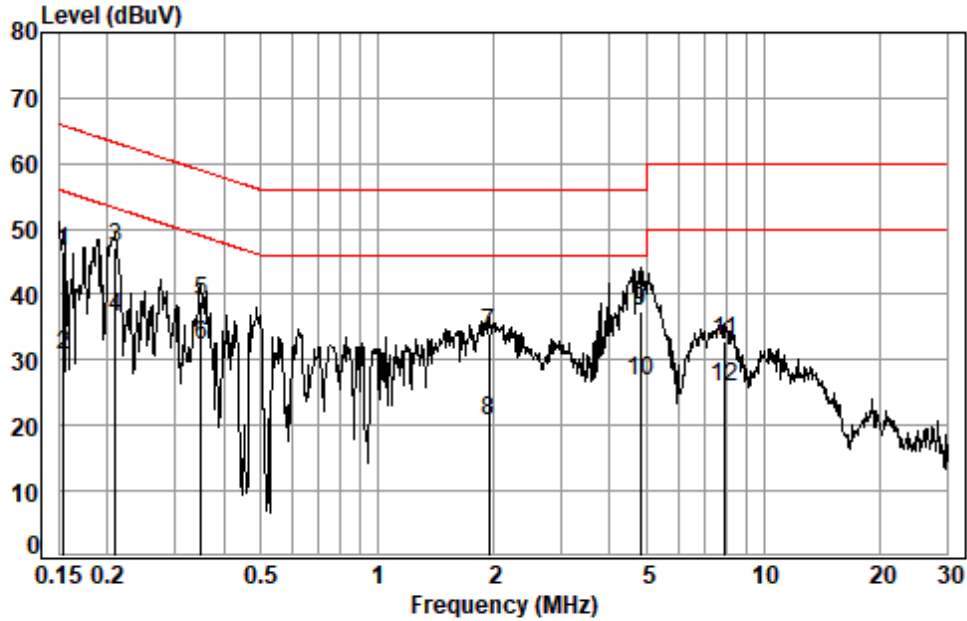


Unless otherwise agreed in writing, this document is issued by the Company subject to its General Conditions of Service printed overleaf, available on request or accessible at <https://www.sgs.com/en/Terms-and-Conditions>. Attention is drawn to the limitation of liability, indemnification and jurisdiction issues defined therein. Any holder of this document is advised that information contained hereon reflects the Company's findings at the time of its intervention only and within the limits of Client's instructions, if any. The Company's sole responsibility is to its Client and this document does not exonerate parties to a transaction from exercising all their rights and obligations under the transaction documents. This document cannot be reproduced except in full, without prior written approval of the Company. Any unauthorized alteration, forgery or falsification of the content or appearance of this document is unlawful and offenders may be prosecuted to the fullest extent of the law. Unless otherwise stated the results shown in this test report refer only to the sample(s) tested and such sample(s) are retained for 30 days only.

Attention: To check the authenticity of testing /inspection report & certificate, please contact us at telephone: (86-755) 8307 1443, or email: CN.Doccheck@sgs.com

Test data for original report of SZCR230900288201:

Test Mode: 00; Line: Live line



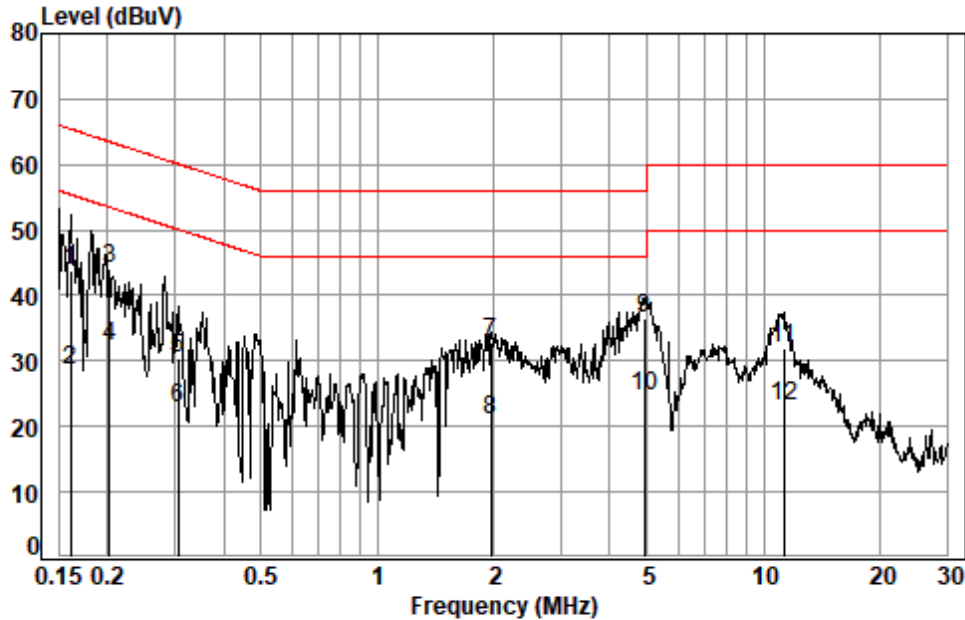
Site : Shielding Room
 Condition: Line
 Job No. : 02882AT
 Test mode: 00

	Freq	Cable Loss	LISN Factor	Read Level	Limit Line	Over Limit	Remark
	MHz	dB	dB	dBuV	dBuV	dB	
1	0.1540	0.02	9.63	36.74	65.78	-19.39	QP
2	0.1540	0.02	9.63	21.17	55.78	-24.96	Average
3 *	0.2094	0.02	9.62	37.58	63.23	-16.01	QP
4 *	0.2094	0.02	9.62	26.83	53.23	-16.76	Average
5	0.3502	0.03	9.62	29.29	58.96	-20.02	QP
6	0.3502	0.03	9.62	22.46	48.96	-16.85	Average
7	1.9489	0.07	9.64	24.29	56.00	-22.00	QP
8	1.9489	0.07	9.64	10.93	46.00	-25.36	Average
9	4.7969	0.09	9.67	27.68	56.00	-18.56	QP
10	4.7969	0.09	9.67	17.08	46.00	-19.16	Average
11	7.9353	0.14	9.72	23.02	60.00	-27.12	QP
12	7.9353	0.14	9.72	16.10	50.00	-24.04	Average



Unless otherwise agreed in writing, this document is issued by the Company subject to its General Conditions of Service printed overleaf, available on request or accessible at <https://www.sgs.com/en/Terms-and-Conditions>. Attention is drawn to the limitation of liability, indemnification and jurisdiction issues defined therein. Any holder of this document is advised that information contained hereon reflects the Company's findings at the time of its intervention only and within the limits of Client's instructions, if any. The Company's sole responsibility is to its Client and this document does not exonerate parties to a transaction from exercising all their rights and obligations under the transaction documents. This document cannot be reproduced except in full, without prior written approval of the Company. Any unauthorized alteration, forgery or falsification of the content or appearance of this document is unlawful and offenders may be prosecuted to the fullest extent of the law. Unless otherwise stated the results shown in this test report refer only to the sample(s) tested and such sample(s) are retained for 30 days only.

Test Mode: 00; Line: Neutral Line



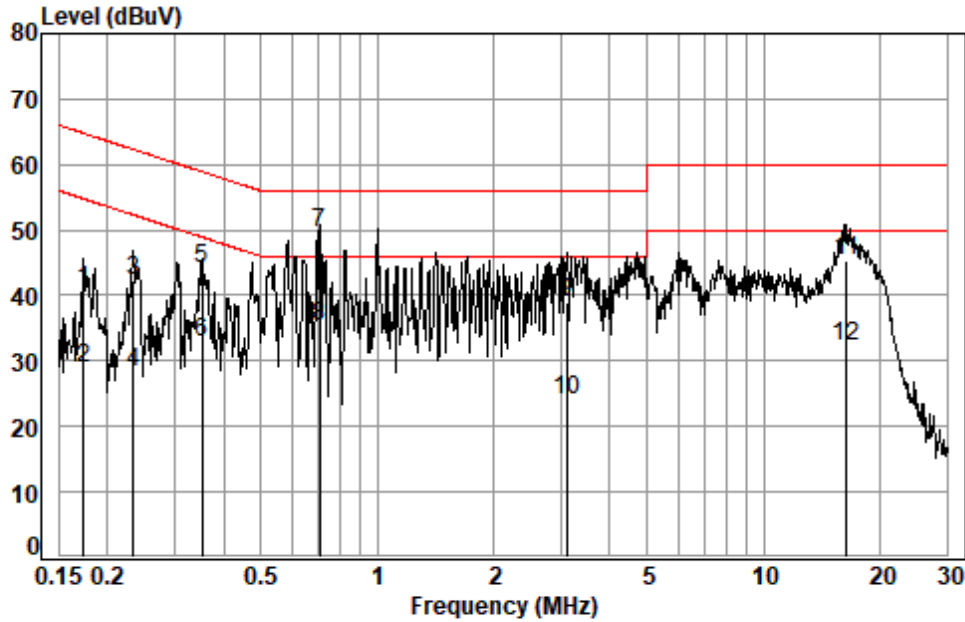
Site : Shielding Room
 Condition: Neutral
 Job No. : 02882AT
 Test mode: 00

	Freq	Cable Loss	LISN Factor	Read Level	Limit Line	Over Limit	Remark
	MHz	dB	dB	dBuV	dBuV	dB	
1	0.1607	0.02	9.62	34.10	43.74	65.43	QP
2	0.1607	0.02	9.62	18.82	28.46	55.43	Average
3 *	0.2029	0.02	9.62	34.55	44.19	63.49	QP
4 *	0.2029	0.02	9.62	22.69	32.33	53.49	Average
5	0.3051	0.03	9.62	20.90	30.55	60.10	QP
6	0.3051	0.03	9.62	13.21	22.86	50.10	Average
7	1.9697	0.07	9.64	23.07	32.78	56.00	QP
8	1.9697	0.07	9.64	11.35	21.06	46.00	Average
9	4.9257	0.09	9.68	26.80	36.57	56.00	QP
10	4.9257	0.09	9.68	14.91	24.68	46.00	Average
11	11.2572	0.19	9.83	21.91	31.93	60.00	QP
12	11.2572	0.19	9.83	13.23	23.25	50.00	Average



Unless otherwise agreed in writing, this document is issued by the Company subject to its General Conditions of Service printed overleaf, available on request or accessible at <https://www.sgs.com/en/Terms-and-Conditions>. Attention is drawn to the limitation of liability, indemnification and jurisdiction issues defined therein. Any holder of this document is advised that information contained hereon reflects the Company's findings at the time of its intervention only and within the limits of Client's instructions, if any. The Company's sole responsibility is to its Client and this document does not exonerate parties to a transaction from exercising all their rights and obligations under the transaction documents. This document cannot be reproduced except in full, without prior written approval of the Company. Any unauthorized alteration, forgery or falsification of the content or appearance of this document is unlawful and offenders may be prosecuted to the fullest extent of the law. Unless otherwise stated the results shown in this test report refer only to the sample(s) tested and such sample(s) are retained for 30 days only.

Test Mode: 04; Line: Live line



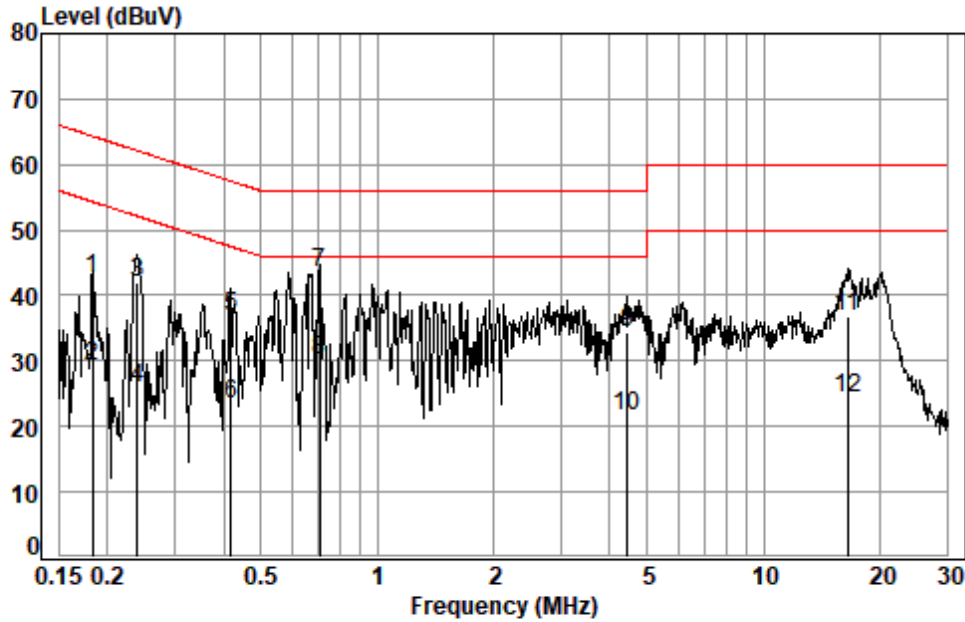
Site : Shielding Room
 Condition: Line
 Job No. : 02882AT
 Test mode: 04

	Freq	Cable Loss	LISN Factor	Read Level	Limit Level	Limit Line	Over Limit	Remark
	MHz	dB	dB	dBuV	dBuV	dBuV	dB	
1	0.1740	0.02	9.62	31.13	40.77	64.77	-24.00	QP
2	0.1740	0.02	9.62	19.31	28.95	54.77	-25.82	Average
3	0.2341	0.03	9.62	32.52	42.17	62.30	-20.13	QP
4	0.2341	0.03	9.62	18.73	28.38	52.30	-23.92	Average
5	0.3520	0.03	9.62	34.30	43.95	58.91	-14.96	QP
6	0.3520	0.03	9.62	23.13	32.78	48.91	-16.13	Average
7 *	0.7084	0.05	9.62	40.06	49.73	56.00	-6.27	QP
8 *	0.7084	0.05	9.62	25.69	35.36	46.00	-10.64	Average
9	3.0901	0.08	9.65	29.27	39.00	56.00	-17.00	QP
10	3.0901	0.08	9.65	14.28	24.01	46.00	-21.99	Average
11	16.3985	0.24	9.87	35.17	45.28	60.00	-14.72	QP
12	16.3985	0.24	9.87	22.09	32.20	50.00	-17.80	Average



Unless otherwise agreed in writing, this document is issued by the Company subject to its General Conditions of Service printed overleaf, available on request or accessible at <https://www.sgs.com/en/Terms-and-Conditions>. Attention is drawn to the limitation of liability, indemnification and jurisdiction issues defined therein. Any holder of this document is advised that information contained hereon reflects the Company's findings at the time of its intervention only and within the limits of Client's instructions, if any. The Company's sole responsibility is to its Client and this document does not exonerate parties to a transaction from exercising all their rights and obligations under the transaction documents. This document cannot be reproduced except in full, without prior written approval of the Company. Any unauthorized alteration, forgery or falsification of the content or appearance of this document is unlawful and offenders may be prosecuted to the fullest extent of the law. Unless otherwise stated the results shown in this test report refer only to the sample(s) tested and such sample(s) are retained for 30 days only.

Test Mode: 04; Line: Neutral Line



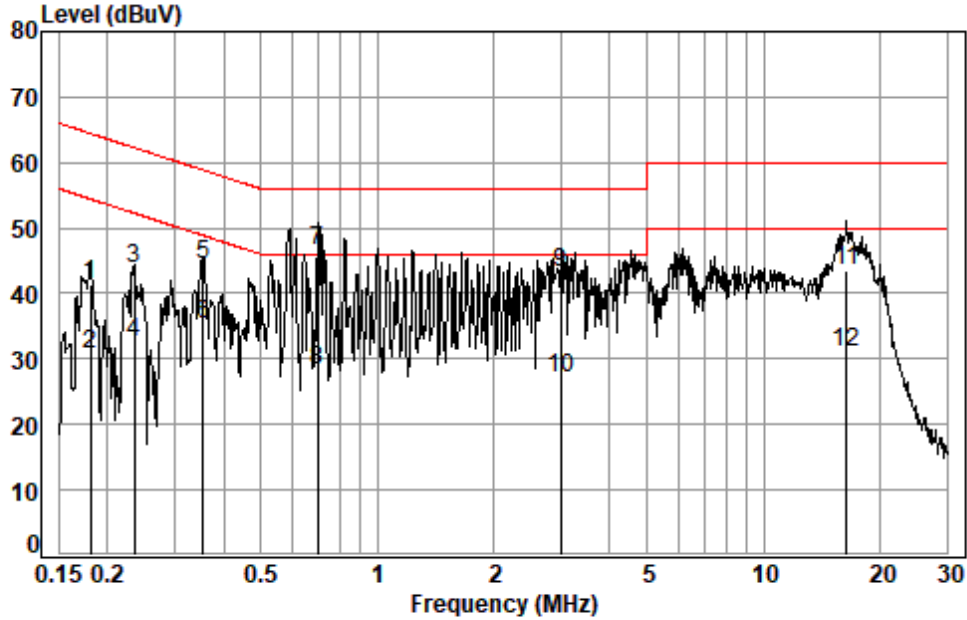
Site : Shielding Room
 Condition: Neutral
 Job No. : 02882AT
 Test mode: 04

	Freq	Cable Loss	LISN Factor	Read Level	Limit	Over	Remark
	MHz	dB	dB	dBuV	dBuV	dB	
1	0.1835	0.02	9.62	33.06	42.70	64.33	QP
2	0.1835	0.02	9.62	19.66	29.30	54.33	Average
3	0.2391	0.03	9.62	32.26	41.91	62.13	QP
4	0.2391	0.03	9.62	16.22	25.87	52.13	Average
5	0.4171	0.03	9.62	27.21	36.86	57.51	QP
6	0.4171	0.03	9.62	13.65	23.30	47.51	Average
7 *	0.7084	0.05	9.62	33.75	43.42	56.00	QP
8 *	0.7084	0.05	9.62	20.47	30.14	46.00	Average
9	4.4540	0.09	9.67	24.65	34.41	56.00	QP
10	4.4540	0.09	9.67	11.89	21.65	46.00	Average
11	16.4856	0.24	10.00	26.59	36.83	60.00	QP
12	16.4856	0.24	10.00	14.08	24.32	50.00	Average



Unless otherwise agreed in writing, this document is issued by the Company subject to its General Conditions of Service printed overleaf, available on request or accessible at <https://www.sgs.com/en/Terms-and-Conditions>. Attention is drawn to the limitation of liability, indemnification and jurisdiction issues defined therein. Any holder of this document is advised that information contained hereon reflects the Company's findings at the time of its intervention only and within the limits of Client's instructions, if any. The Company's sole responsibility is to its Client and this document does not exonerate parties to a transaction from exercising all their rights and obligations under the transaction documents. This document cannot be reproduced except in full, without prior written approval of the Company. Any unauthorized alteration, forgery or falsification of the content or appearance of this document is unlawful and offenders may be prosecuted to the fullest extent of the law. Unless otherwise stated the results shown in this test report refer only to the sample(s) tested and such sample(s) are retained for 30 days only.

Test Mode: 05; Line: Live line



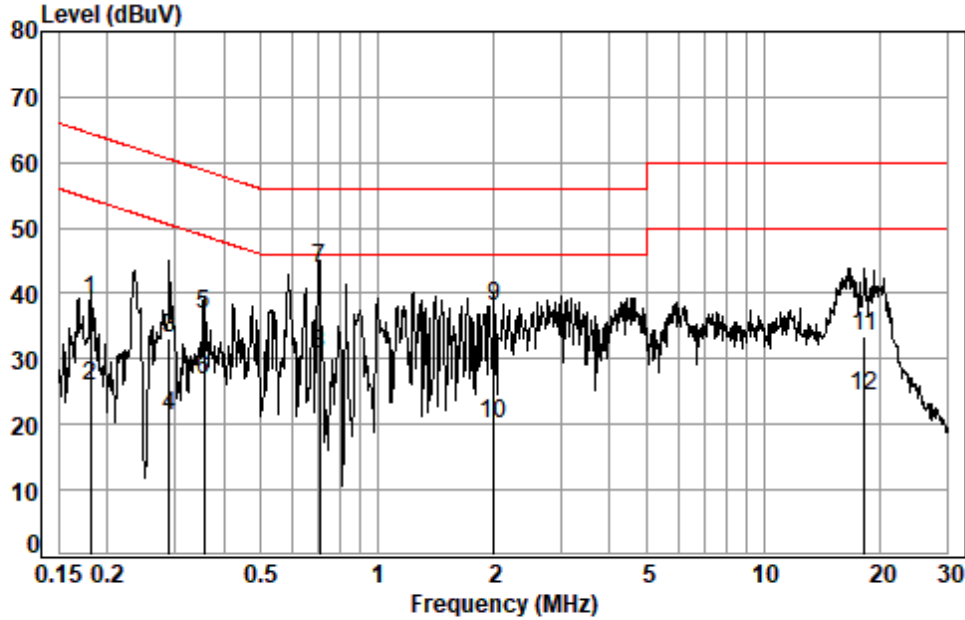
Site : Shielding Room
 Condition: Line
 Job No. : 02882AT
 Test mode: 05

	Freq	Cable Loss	LISN Factor	Read Level	Level	Limit Line	Over Limit	Remark
	MHz	dB	dB	dBuV	dBuV	dBuV	dB	
1	0.1806	0.02	9.62	31.62	41.26	64.46	-23.20	QP
2	0.1806	0.02	9.62	21.12	30.76	54.46	-23.70	Average
3	0.2353	0.03	9.62	34.14	43.79	62.26	-18.47	QP
4	0.2353	0.03	9.62	22.77	32.42	52.26	-19.84	Average
5	0.3539	0.03	9.62	34.74	44.39	58.87	-14.48	QP
6 *	0.3539	0.03	9.62	25.51	35.16	48.87	-13.71	Average
7 *	0.7010	0.05	9.62	36.97	46.64	56.00	-9.36	QP
8	0.7010	0.05	9.62	18.70	28.37	46.00	-17.63	Average
9	2.9935	0.07	9.65	33.46	43.18	56.00	-12.82	QP
10	2.9935	0.07	9.65	17.49	27.21	46.00	-18.79	Average
11	16.3985	0.24	9.87	33.30	43.41	60.00	-16.59	QP
12	16.3985	0.24	9.87	20.96	31.07	50.00	-18.93	Average



Unless otherwise agreed in writing, this document is issued by the Company subject to its General Conditions of Service printed overleaf, available on request or accessible at <https://www.sgs.com/en/Terms-and-Conditions>. Attention is drawn to the limitation of liability, indemnification and jurisdiction issues defined therein. Any holder of this document is advised that information contained hereon reflects the Company's findings at the time of its intervention only and within the limits of Client's instructions, if any. The Company's sole responsibility is to its Client and this document does not exonerate parties to a transaction from exercising all their rights and obligations under the transaction documents. This document cannot be reproduced except in full, without prior written approval of the Company. Any unauthorized alteration, forgery or falsification of the content or appearance of this document is unlawful and offenders may be prosecuted to the fullest extent of the law. Unless otherwise stated the results shown in this test report refer only to the sample(s) tested and such sample(s) are retained for 30 days only.

Test Mode: 05; Line: Neutral Line



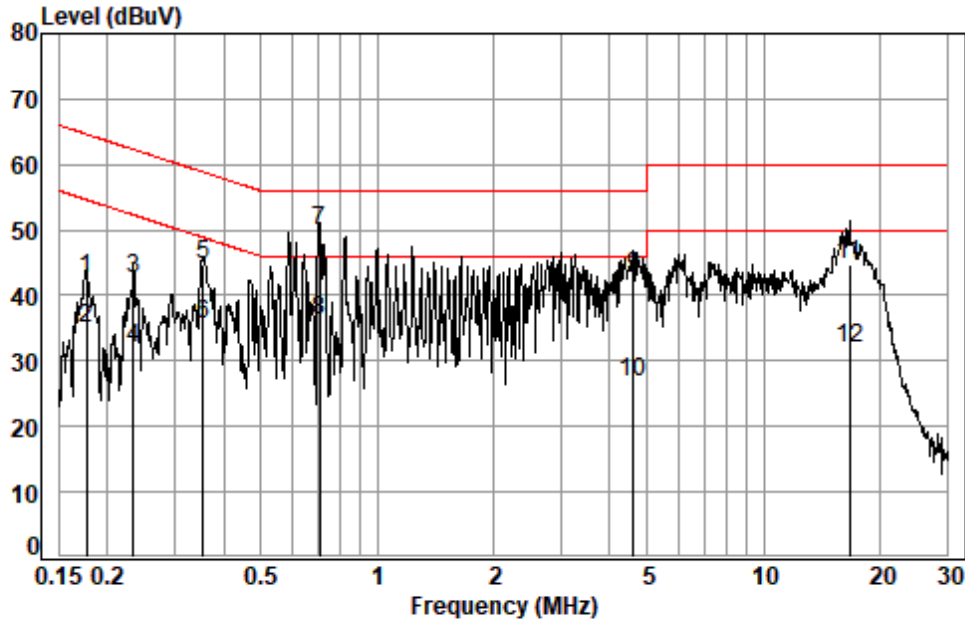
Site : Shielding Room
 Condition: Neutral
 Job No. : 02882AT
 Test mode: 05

	Freq	Cable Loss	LISN Factor	Read Level	Limit Line	Over Limit	Remark
	MHz	dB	dB	dBuV	dBuV	dB	
1	0.1806	0.02	9.62	29.16	38.80	64.46	QP
2	0.1806	0.02	9.62	16.11	25.75	54.46	Average
3	0.2893	0.03	9.62	23.41	33.06	60.54	QP
4	0.2893	0.03	9.62	11.53	21.18	50.54	Average
5	0.3558	0.03	9.62	27.06	36.71	58.83	QP
6	0.3558	0.03	9.62	17.13	26.78	48.83	Average
7 *	0.7084	0.05	9.62	33.98	43.65	56.00	QP
8 *	0.7084	0.05	9.62	21.06	30.73	46.00	Average
9	2.0012	0.07	9.64	28.20	37.91	56.00	QP
10	2.0012	0.07	9.64	10.23	19.94	46.00	Average
11	18.2316	0.26	10.07	23.21	33.54	60.00	QP
12	18.2316	0.26	10.07	14.13	24.46	50.00	Average



Unless otherwise agreed in writing, this document is issued by the Company subject to its General Conditions of Service printed overleaf, available on request or accessible at <https://www.sgs.com/en/Terms-and-Conditions>. Attention is drawn to the limitation of liability, indemnification and jurisdiction issues defined therein. Any holder of this document is advised that information contained hereon reflects the Company's findings at the time of its intervention only and within the limits of Client's instructions, if any. The Company's sole responsibility is to its Client and this document does not exonerate parties to a transaction from exercising all their rights and obligations under the transaction documents. This document cannot be reproduced except in full, without prior written approval of the Company. Any unauthorized alteration, forgery or falsification of the content or appearance of this document is unlawful and offenders may be prosecuted to the fullest extent of the law. Unless otherwise stated the results shown in this test report refer only to the sample(s) tested and such sample(s) are retained for 30 days only.

Test Mode: 06; Line: Live line



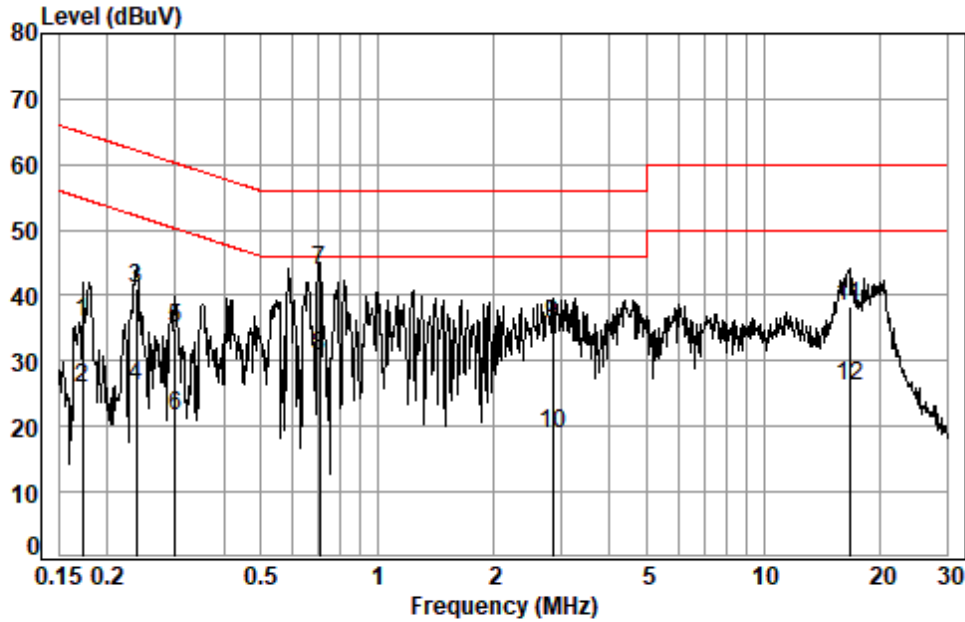
Site : Shielding Room
 Condition: Line
 Job No. : 02882AT
 Test mode: 06

	Freq	Cable Loss	LISN Factor	Read Level	Limit Line	Over Limit	Remark
	MHz	dB	dB	dBuV	dBuV	dB	
1	0.1768	0.02	9.62	32.86	42.50	64.64	-22.14 QP
2	0.1768	0.02	9.62	25.35	34.99	54.64	-19.65 Average
3	0.2341	0.03	9.62	33.07	42.72	62.30	-19.58 QP
4	0.2341	0.03	9.62	22.23	31.88	52.30	-20.42 Average
5	0.3539	0.03	9.62	35.01	44.66	58.87	-14.21 QP
6	0.3539	0.03	9.62	25.91	35.56	48.87	-13.31 Average
7 *	0.7084	0.05	9.62	40.29	49.96	56.00	-6.04 QP
8 *	0.7084	0.05	9.62	26.46	36.13	46.00	-9.87 Average
9	4.5979	0.09	9.67	33.24	43.00	56.00	-13.00 QP
10	4.5979	0.09	9.67	17.14	26.90	46.00	-19.10 Average
11	16.6612	0.24	9.88	34.70	44.82	60.00	-15.18 QP
12	16.6612	0.24	9.88	21.92	32.04	50.00	-17.96 Average



Unless otherwise agreed in writing, this document is issued by the Company subject to its General Conditions of Service printed overleaf, available on request or accessible at <https://www.sgs.com/en/Terms-and-Conditions>. Attention is drawn to the limitation of liability, indemnification and jurisdiction issues defined therein. Any holder of this document is advised that information contained hereon reflects the Company's findings at the time of its intervention only and within the limits of Client's instructions, if any. The Company's sole responsibility is to its Client and this document does not exonerate parties to a transaction from exercising all their rights and obligations under the transaction documents. This document cannot be reproduced except in full, without prior written approval of the Company. Any unauthorized alteration, forgery or falsification of the content or appearance of this document is unlawful and offenders may be prosecuted to the fullest extent of the law. Unless otherwise stated the results shown in this test report refer only to the sample(s) tested and such sample(s) are retained for 30 days only.

Test Mode: 06; Line: Neutral Line



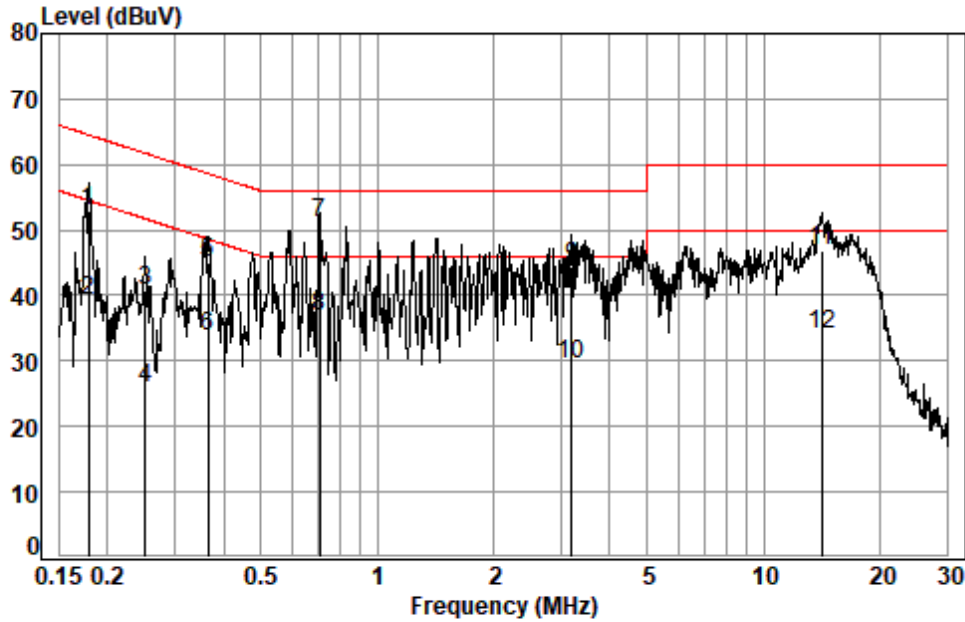
Site : Shielding Room
 Condition: Neutral
 Job No. : 02882AT
 Test mode: 06

	Freq	Cable Loss	LISN Factor	Read Level	Level	Limit Line	Over Limit	Remark
	MHz	dB	dB	dBuV	dBuV	dBuV	dB	
1	0.1731	0.02	9.62	26.33	35.97	64.81	-28.84	QP
2	0.1731	0.02	9.62	16.29	25.93	54.81	-28.88	Average
3	0.2378	0.03	9.62	31.26	40.91	62.17	-21.26	QP
4	0.2378	0.03	9.62	16.50	26.15	52.17	-26.02	Average
5	0.3003	0.03	9.62	25.38	35.03	60.24	-25.21	QP
6	0.3003	0.03	9.62	11.99	21.64	50.24	-28.60	Average
7 *	0.7084	0.05	9.62	34.01	43.68	56.00	-12.32	QP
8 *	0.7084	0.05	9.62	21.02	30.69	46.00	-15.31	Average
9	2.8390	0.07	9.65	25.89	35.61	56.00	-20.39	QP
10	2.8390	0.07	9.65	9.27	18.99	46.00	-27.01	Average
11	16.6612	0.24	10.00	27.99	38.23	60.00	-21.77	QP
12	16.6612	0.24	10.00	15.78	26.02	50.00	-23.98	Average



Unless otherwise agreed in writing, this document is issued by the Company subject to its General Conditions of Service printed overleaf, available on request or accessible at <https://www.sgs.com/en/Terms-and-Conditions>. Attention is drawn to the limitation of liability, indemnification and jurisdiction issues defined therein. Any holder of this document is advised that information contained hereon reflects the Company's findings at the time of its intervention only and within the limits of Client's instructions, if any. The Company's sole responsibility is to its Client and this document does not exonerate parties to a transaction from exercising all their rights and obligations under the transaction documents. This document cannot be reproduced except in full, without prior written approval of the Company. Any unauthorized alteration, forgery or falsification of the content or appearance of this document is unlawful and offenders may be prosecuted to the fullest extent of the law. Unless otherwise stated the results shown in this test report refer only to the sample(s) tested and such sample(s) are retained for 30 days only.

Test Mode: 07; Line: Live line



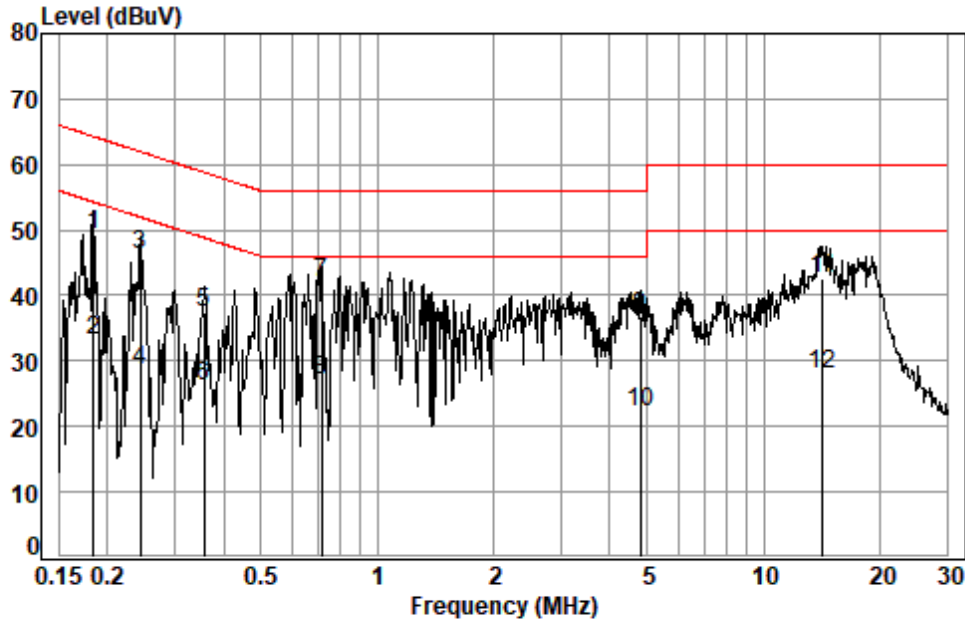
Site : Shielding Room
 Condition: Line
 Job No. : 02882AT
 Test mode: 07

	Freq	Cable Loss	LISN Factor	Read Level	Limit Level	Limit Line	Over Limit	Remark
	MHz	dB	dB	dBuV	dBuV	dBuV	dB	
1	0.1787	0.02	9.62	43.35	52.99	64.55	-11.56	QP
2	0.1787	0.02	9.62	29.69	39.33	54.55	-15.22	Average
3	0.2508	0.03	9.62	31.07	40.72	61.73	-21.01	QP
4	0.2508	0.03	9.62	16.15	25.80	51.73	-25.93	Average
5	0.3653	0.03	9.62	35.24	44.89	58.61	-13.72	QP
6	0.3653	0.03	9.62	24.10	33.75	48.61	-14.86	Average
7 *	0.7084	0.05	9.62	41.50	51.17	56.00	-4.83	QP
8 *	0.7084	0.05	9.62	27.15	36.82	46.00	-9.18	Average
9	3.1900	0.08	9.65	34.74	44.47	56.00	-11.53	QP
10	3.1900	0.08	9.65	19.92	29.65	46.00	-16.35	Average
11	14.1376	0.22	9.83	36.68	46.73	60.00	-13.27	QP
12	14.1376	0.22	9.83	23.92	33.97	50.00	-16.03	Average



Unless otherwise agreed in writing, this document is issued by the Company subject to its General Conditions of Service printed overleaf, available on request or accessible at <https://www.sgs.com/en/Terms-and-Conditions>. Attention is drawn to the limitation of liability, indemnification and jurisdiction issues defined therein. Any holder of this document is advised that information contained hereon reflects the Company's findings at the time of its intervention only and within the limits of Client's instructions, if any. The Company's sole responsibility is to its Client and this document does not exonerate parties to a transaction from exercising all their rights and obligations under the transaction documents. This document cannot be reproduced except in full, without prior written approval of the Company. Any unauthorized alteration, forgery or falsification of the content or appearance of this document is unlawful and offenders may be prosecuted to the fullest extent of the law. Unless otherwise stated the results shown in this test report refer only to the sample(s) tested and such sample(s) are retained for 30 days only.

Test Mode: 07; Line: Neutral Line



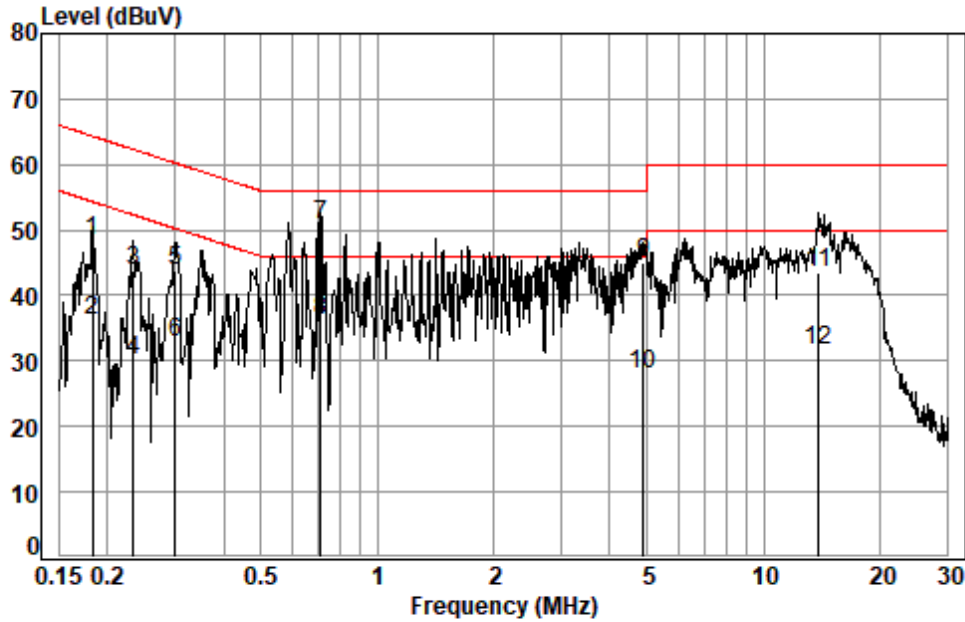
Site : Shielding Room
 Condition: Neutral
 Job No. : 02882AT
 Test mode: 07

	Freq	Cable Loss	LISN Factor	Read Level	Limit Level	Limit Line	Over Limit	Remark
	MHz	dB	dB	dBuV	dBuV	dBuV	dB	
1	0.1844	0.02	9.62	39.70	49.34	64.28	-14.94	QP
2	0.1844	0.02	9.62	23.50	33.14	54.28	-21.14	Average
3	0.2429	0.03	9.62	36.57	46.22	62.00	-15.78	QP
4	0.2429	0.03	9.62	19.07	28.72	52.00	-23.28	Average
5	0.3558	0.03	9.62	27.73	37.38	58.83	-21.45	QP
6	0.3558	0.03	9.62	16.47	26.12	48.83	-22.71	Average
7 *	0.7160	0.05	9.62	32.44	42.11	56.00	-13.89	QP
8 *	0.7160	0.05	9.62	17.47	27.14	46.00	-18.86	Average
9	4.7969	0.09	9.68	26.90	36.67	56.00	-19.33	QP
10	4.7969	0.09	9.68	12.35	22.12	46.00	-23.88	Average
11	14.2127	0.22	9.91	32.51	42.64	60.00	-17.36	QP
12	14.2127	0.22	9.91	17.72	27.85	50.00	-22.15	Average



Unless otherwise agreed in writing, this document is issued by the Company subject to its General Conditions of Service printed overleaf, available on request or accessible at <https://www.sgs.com/en/Terms-and-Conditions>. Attention is drawn to the limitation of liability, indemnification and jurisdiction issues defined therein. Any holder of this document is advised that information contained hereon reflects the Company's findings at the time of its intervention only and within the limits of Client's instructions, if any. The Company's sole responsibility is to its Client and this document does not exonerate parties to a transaction from exercising all their rights and obligations under the transaction documents. This document cannot be reproduced except in full, without prior written approval of the Company. Any unauthorized alteration, forgery or falsification of the content or appearance of this document is unlawful and offenders may be prosecuted to the fullest extent of the law. Unless otherwise stated the results shown in this test report refer only to the sample(s) tested and such sample(s) are retained for 30 days only.

Test Mode: 08; Line: Live line



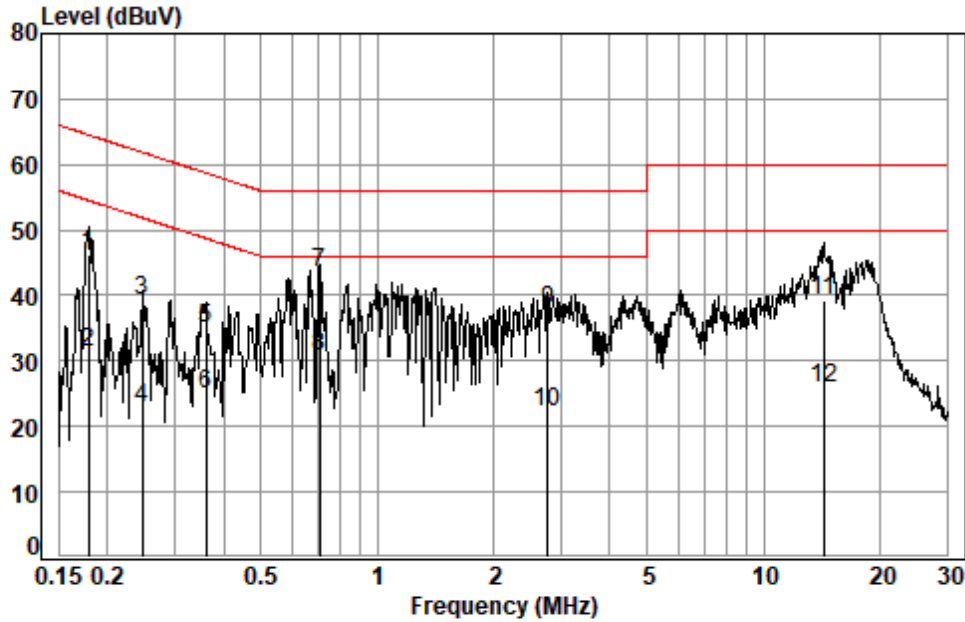
Site : Shielding Room
 Condition: Line
 Job No. : 02882AT
 Test mode: 08

	Freq	Cable Loss	LISN Factor	Read Level	Limit Level	Limit Line	Over Limit	Remark
	MHz	dB	dB	dBuV	dBuV	dBuV	dB	
1	0.1835	0.02	9.62	38.65	48.29	64.33	-16.04	QP
2	0.1835	0.02	9.62	26.61	36.25	54.33	-18.08	Average
3	0.2341	0.03	9.62	34.12	43.77	62.30	-18.53	QP
4	0.2341	0.03	9.62	20.54	30.19	52.30	-22.11	Average
5	0.3003	0.03	9.62	34.06	43.71	60.24	-16.53	QP
6	0.3003	0.03	9.62	23.06	32.71	50.24	-17.53	Average
7 *	0.7122	0.05	9.62	41.27	50.94	56.00	-5.06	QP
8 *	0.7122	0.05	9.62	26.53	36.20	46.00	-9.80	Average
9	4.8738	0.09	9.67	35.18	44.94	56.00	-11.06	QP
10	4.8738	0.09	9.67	18.19	27.95	46.00	-18.05	Average
11	13.9146	0.22	9.82	33.53	43.57	60.00	-16.43	QP
12	13.9146	0.22	9.82	21.47	31.51	50.00	-18.49	Average



Unless otherwise agreed in writing, this document is issued by the Company subject to its General Conditions of Service printed overleaf, available on request or accessible at <https://www.sgs.com/en/Terms-and-Conditions>. Attention is drawn to the limitation of liability, indemnification and jurisdiction issues defined therein. Any holder of this document is advised that information contained hereon reflects the Company's findings at the time of its intervention only and within the limits of Client's instructions, if any. The Company's sole responsibility is to its Client and this document does not exonerate parties to a transaction from exercising all their rights and obligations under the transaction documents. This document cannot be reproduced except in full, without prior written approval of the Company. Any unauthorized alteration, forgery or falsification of the content or appearance of this document is unlawful and offenders may be prosecuted to the fullest extent of the law. Unless otherwise stated the results shown in this test report refer only to the sample(s) tested and such sample(s) are retained for 30 days only.

Test Mode: 08; Line: Neutral Line



Site : Shielding Room
 Condition: Neutral
 Job No. : 02882AT
 Test mode: 08

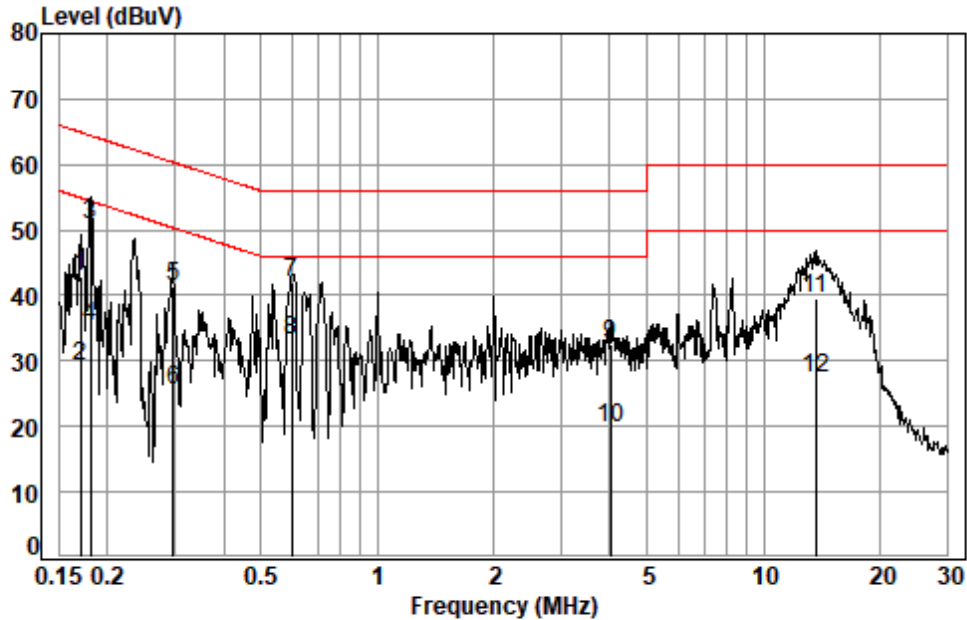
	Freq	Cable Loss	LISN Factor	Read Level	Level	Limit Line	Over Limit	Remark
	MHz	dB	dB	dBuV	dBuV	dBuV	dB	
1	0.1787	0.02	9.62	36.68	46.32	64.55	-18.23	QP
2	0.1787	0.02	9.62	21.63	31.27	54.55	-23.28	Average
3	0.2468	0.03	9.62	29.72	39.37	61.86	-22.49	QP
4	0.2468	0.03	9.62	13.05	22.70	51.86	-29.16	Average
5	0.3596	0.03	9.62	25.42	35.07	58.74	-23.67	QP
6	0.3596	0.03	9.62	15.17	24.82	48.74	-23.92	Average
7 *	0.7084	0.05	9.62	33.74	43.41	56.00	-12.59	QP
8 *	0.7084	0.05	9.62	21.11	30.78	46.00	-15.22	Average
9	2.7648	0.07	9.65	28.05	37.77	56.00	-18.23	QP
10	2.7648	0.07	9.65	12.64	22.36	46.00	-23.64	Average
11	14.2882	0.22	9.91	28.98	39.11	60.00	-20.89	QP
12	14.2882	0.22	9.91	15.81	25.94	50.00	-24.06	Average



Unless otherwise agreed in writing, this document is issued by the Company subject to its General Conditions of Service printed overleaf, available on request or accessible at <https://www.sgs.com/en/Terms-and-Conditions>. Attention is drawn to the limitation of liability, indemnification and jurisdiction issues defined therein. Any holder of this document is advised that information contained hereon reflects the Company's findings at the time of its intervention only and within the limits of Client's instructions, if any. The Company's sole responsibility is to its Client and this document does not exonerate parties to a transaction from exercising all their rights and obligations under the transaction documents. This document cannot be reproduced except in full, without prior written approval of the Company. Any unauthorized alteration, forgery or falsification of the content or appearance of this document is unlawful and offenders may be prosecuted to the fullest extent of the law. Unless otherwise stated the results shown in this test report refer only to the sample(s) tested and such sample(s) are retained for 30 days only.

New data for the report of SZCR231200397801:

Test Mode: 28; Line: Live line



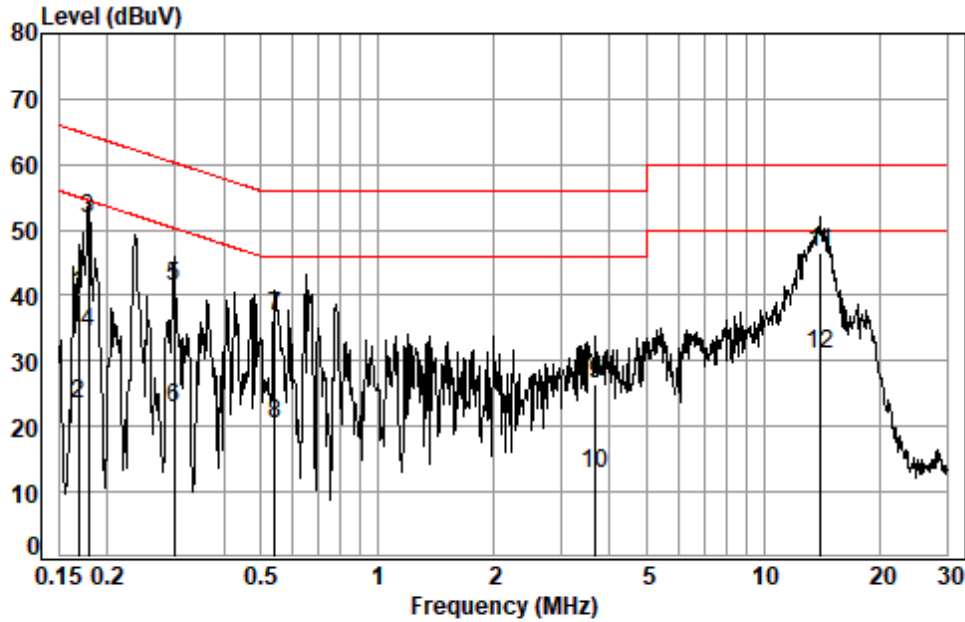
Site : Shielding Room
 Condition: Line
 Job No. : 03978AT
 Test mode: 28

	Freq	Cable Loss	LISN Factor	Read Level	Limit Level	Limit Line	Over Limit	Remark
	MHz	dB	dB	dBuV	dBuV	dBuV	dB	
1	0.1703	0.02	10.27	32.57	42.86	64.94	-22.08	QP
2	0.1703	0.02	10.27	18.91	29.20	54.94	-25.74	Average
3 *	0.1806	0.02	10.27	40.51	50.80	64.46	-13.66	QP
4	0.1806	0.02	10.27	25.12	35.41	54.46	-19.05	Average
5	0.2955	0.03	10.31	31.03	41.37	60.37	-19.00	QP
6	0.2955	0.03	10.31	15.21	25.55	50.37	-24.82	Average
7	0.6011	0.04	10.34	31.67	42.05	56.00	-13.95	QP
8 *	0.6011	0.04	10.34	22.90	33.28	46.00	-12.72	Average
9	4.0062	0.08	10.69	21.76	32.53	56.00	-23.47	QP
10	4.0062	0.08	10.69	9.13	19.90	46.00	-26.10	Average
11	13.6228	0.21	10.81	28.56	39.58	60.00	-20.42	QP
12	13.6228	0.21	10.81	16.24	27.26	50.00	-22.74	Average



Unless otherwise agreed in writing, this document is issued by the Company subject to its General Conditions of Service printed overleaf, available on request or accessible at <https://www.sgs.com/en/Terms-and-Conditions>. Attention is drawn to the limitation of liability, indemnification and jurisdiction issues defined therein. Any holder of this document is advised that information contained hereon reflects the Company's findings at the time of its intervention only and within the limits of Client's instructions, if any. The Company's sole responsibility is to its Client and this document does not exonerate parties to a transaction from exercising all their rights and obligations under the transaction documents. This document cannot be reproduced except in full, without prior written approval of the Company. Any unauthorized alteration, forgery or falsification of the content or appearance of this document is unlawful and offenders may be prosecuted to the fullest extent of the law. Unless otherwise stated the results shown in this test report refer only to the sample(s) tested and such sample(s) are retained for 30 days only.

Test Mode: 28; Line: Neutral Line



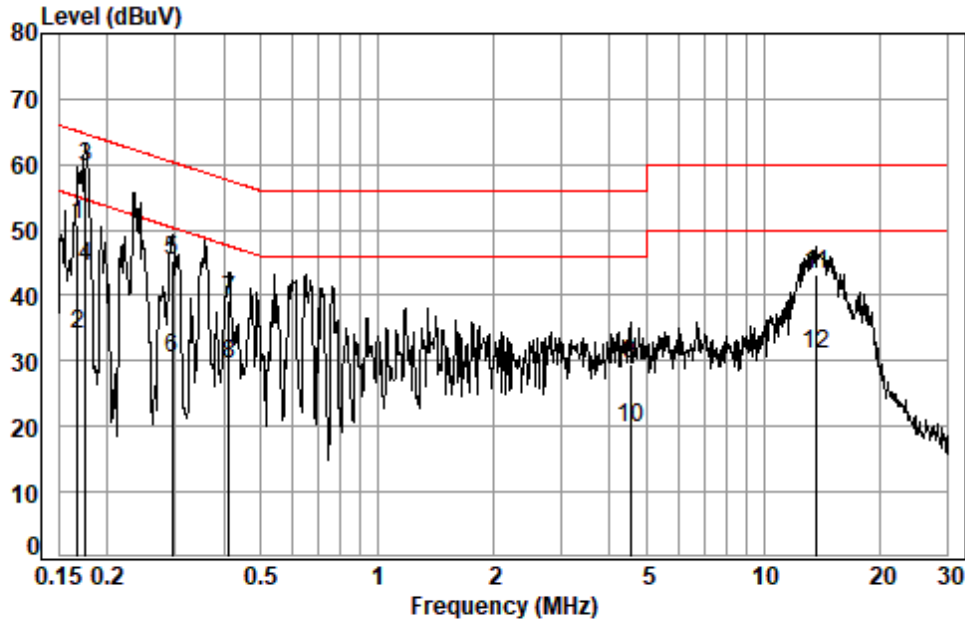
Site : Shielding Room
 Condition: Neutral
 Job No. : 03978AT
 Test mode: 28

	Freq	Cable Loss	LISN Factor	Read Level	Limit Level	Limit Line	Over Limit	Remark
	MHz	dB	dB	dBuV	dBuV	dBuV	dB	
1	0.1685	0.02	10.24	29.75	40.01	65.03	-25.02	QP
2	0.1685	0.02	10.24	13.08	23.34	55.03	-31.69	Average
3 *	0.1787	0.02	10.25	41.32	51.59	64.55	-12.96	QP
4	0.1787	0.02	10.25	24.22	34.49	54.55	-20.06	Average
5	0.2987	0.03	10.27	30.98	41.28	60.28	-19.00	QP
6	0.2987	0.03	10.27	12.62	22.92	50.28	-27.36	Average
7	0.5436	0.04	10.30	26.38	36.72	56.00	-19.28	QP
8	0.5436	0.04	10.30	9.97	20.31	46.00	-25.69	Average
9	3.6806	0.08	10.67	15.59	26.34	56.00	-29.66	QP
10	3.6806	0.08	10.67	2.01	12.76	46.00	-33.24	Average
11	14.0629	0.22	10.79	35.42	46.43	60.00	-13.57	QP
12 *	14.0629	0.22	10.79	20.08	31.09	50.00	-18.91	Average



Unless otherwise agreed in writing, this document is issued by the Company subject to its General Conditions of Service printed overleaf, available on request or accessible at <https://www.sgs.com/en/Terms-and-Conditions>. Attention is drawn to the limitation of liability, indemnification and jurisdiction issues defined therein. Any holder of this document is advised that information contained hereon reflects the Company's findings at the time of its intervention only and within the limits of Client's instructions, if any. The Company's sole responsibility is to its Client and this document does not exonerate parties to a transaction from exercising all their rights and obligations under the transaction documents. This document cannot be reproduced except in full, without prior written approval of the Company. Any unauthorized alteration, forgery or falsification of the content or appearance of this document is unlawful and offenders may be prosecuted to the fullest extent of the law. Unless otherwise stated the results shown in this test report refer only to the sample(s) tested and such sample(s) are retained for 30 days only.

Test Mode: 29; Line: Live line



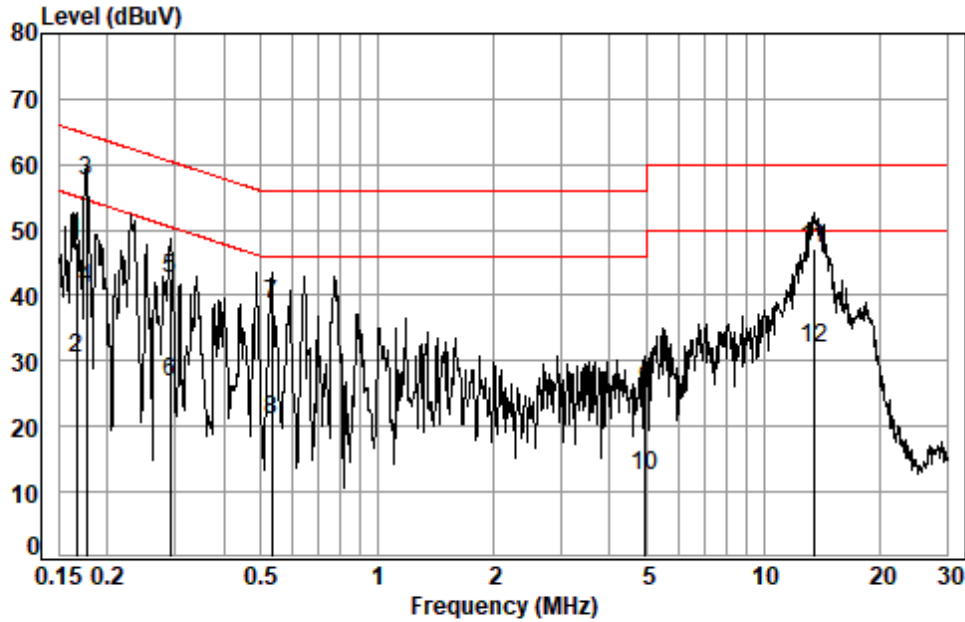
Site : Shielding Room
 Condition: Line
 Job No. : 03978AT
 Test mode: 29

	Freq	Cable Loss	LISN Factor	Read Level	Limit Level	Limit Line	Over Limit	Remark
	MHz	dB	dB	dBuV	dBuV	dBuV	dB	
1	0.1677	0.02	10.27	40.65	50.94	65.08	-14.14	QP
2	0.1677	0.02	10.27	23.70	33.99	55.08	-21.09	Average
3 *	0.1758	0.02	10.27	49.21	59.50	64.68	-5.18	QP
4 *	0.1758	0.02	10.27	34.10	44.39	54.68	-10.29	Average
5	0.2940	0.03	10.31	34.84	45.18	60.41	-15.23	QP
6	0.2940	0.03	10.31	20.21	30.55	50.41	-19.86	Average
7	0.4127	0.03	10.33	28.80	39.16	57.59	-18.43	QP
8	0.4127	0.03	10.33	19.28	29.64	47.59	-17.95	Average
9	4.5254	0.09	10.70	18.75	29.54	56.00	-26.46	QP
10	4.5254	0.09	10.70	8.98	19.77	46.00	-26.23	Average
11	13.7680	0.22	10.80	32.32	43.34	60.00	-16.66	QP
12	13.7680	0.22	10.80	20.05	31.07	50.00	-18.93	Average



Unless otherwise agreed in writing, this document is issued by the Company subject to its General Conditions of Service printed overleaf, available on request or accessible at <https://www.sgs.com/en/Terms-and-Conditions>. Attention is drawn to the limitation of liability, indemnification and jurisdiction issues defined therein. Any holder of this document is advised that information contained hereon reflects the Company's findings at the time of its intervention only and within the limits of Client's instructions, if any. The Company's sole responsibility is to its Client and this document does not exonerate parties to a transaction from exercising all their rights and obligations under the transaction documents. This document cannot be reproduced except in full, without prior written approval of the Company. Any unauthorized alteration, forgery or falsification of the content or appearance of this document is unlawful and offenders may be prosecuted to the fullest extent of the law. Unless otherwise stated the results shown in this test report refer only to the sample(s) tested and such sample(s) are retained for 30 days only.

Test Mode: 29; Line: Neutral Line



Site : Shielding Room
 Condition: Neutral
 Job No. : 03978AT
 Test mode: 29

	Freq	Cable Loss	LISN Factor	Read Level	Limit Level	Limit Line	Over Limit	Remark
	MHz	dB	dB	dBuV	dBuV	dBuV	dB	
1	0.1668	0.02	10.24	37.89	48.15	65.12	-16.97	QP
2	0.1668	0.02	10.24	20.18	30.44	55.12	-24.68	Average
3 *	0.1768	0.02	10.25	47.13	57.40	64.64	-7.24	QP
4 *	0.1768	0.02	10.25	30.86	41.13	54.64	-13.51	Average
5	0.2909	0.03	10.27	32.35	42.65	60.50	-17.85	QP
6	0.2909	0.03	10.27	16.56	26.86	50.50	-23.64	Average
7	0.5350	0.04	10.30	28.26	38.60	56.00	-17.40	QP
8	0.5350	0.04	10.30	10.55	20.89	46.00	-25.11	Average
9	4.9519	0.09	10.72	14.89	25.70	56.00	-30.30	QP
10	4.9519	0.09	10.72	1.73	12.54	46.00	-33.46	Average
11	13.4793	0.21	10.82	35.98	47.01	60.00	-12.99	QP
12	13.4793	0.21	10.82	21.00	32.03	50.00	-17.97	Average



6.2 Radiated Emissions (30MHz-1GHz)

Test Requirement: 47 CFR Part 15, Subpart B

Test Method: ANSI C63.4:2014

Measurement Distance: 10m

Limit:

FREQUENCY (MHz)	dBµV/m (At 10m)	dBµV/m (At 3m)
	Class B	Class B
30MHz -88MHz	29.5	40.0
88MHz-216MHz	33.1	43.5
216MHz-960MHz	35.6	46.0
960MHz-1000MHz	43.5	54.0

Detector: Peak for pre-scan (120kHz resolution bandwidth) 30M to 1000MHz

6.2.1 E.U.T. Operation

Operating Environment:

Temperature: 23.6 °C

Humidity: 51.5 % RH

Atmospheric Pressure: 1000 mbar

6.2.2 Test Mode Description

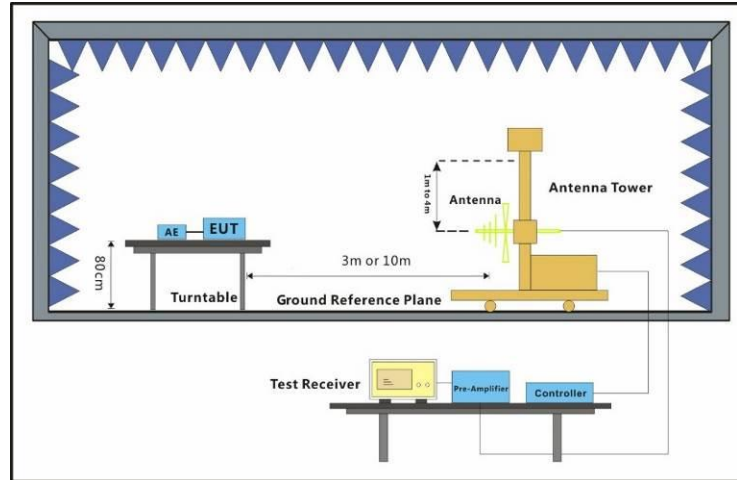
Pre-scan / Final test	Mode Code	Description
Final test	00	Transfer data between the EUT1 and the PC+USB Cable1
Final test	01	Transfer data between the EUT2 and the PC+USB Cable2
Final test	02	Transfer data between the EUT3 and the PC+USB Cable1
Final test	03	Transfer data between the EUT4 and the PC+USB Cable1
Final test	04	BT+WLAN2.4G+EUT1+Playing MP4+USB Cable1+adapter1
Final test	05	BT+WLAN5G+EUT2+camera(Front)+USB Cable1+adapter2
Final test	06	BT+WLAN2.4G+EUT3+camera(Back)+USB Cable1+adapter2
Final test	07	BT+WLAN2.4G+EUT4+camera(Back)+USB Cable1+adapter2
Pre-scan	08	GSM850+BT+WLAN5G+GNSS+EUT1+USB Cable1+adapter2+earphone
Final test	28	BT+WLAN2.4G+EUT4+camera(Back)+USB Cable1+adapter2
Final test	29	BT+WLAN2.4G+EUT4+camera(Back)+USB Cable1+adapter2+Keyboard



Unless otherwise agreed in writing, this document is issued by the Company subject to its General Conditions of Service printed overleaf, available on request or accessible at <https://www.sgs.com/en/Terms-and-Conditions>. Attention is drawn to the limitation of liability, indemnification and jurisdiction issues defined therein. Any holder of this document is advised that information contained hereon reflects the Company's findings at the time of its intervention only and within the limits of Client's instructions, if any. The Company's sole responsibility is to its Client and this document does not exonerate parties to a transaction from exercising all their rights and obligations under the transaction documents. This document cannot be reproduced except in full, without prior written approval of the Company. Any unauthorized alteration, forgery or falsification of the content or appearance of this document is unlawful and offenders may be prosecuted to the fullest extent of the law. Unless otherwise stated the results shown in this test report refer only to the sample(s) tested and such sample(s) are retained for 30 days only.

Attention: To check the authenticity of testing /inspection report & certificate, please contact us at telephone: (86-755) 8307 1443, or email: CN.Doccheck@sgs.com
 No.1 Workshop, M-10, Middle Section, Science & Technology Park, Nanshan District, Shenzhen, Guangdong, China 518057 t (86-755) 26012053 f (86-755) 26710594 www.sgs.com.cn
 中国·广东·深圳市南山区科技园中区M-10栋1号厂房 邮编: 518057 t (86-755) 26012053 f (86-755) 26710594 sgs.china@sgs.com

6.2.3 Test Setup Diagram



6.2.4 Measurement Procedure and Data

An initial pre-scan was performed in the chamber using the spectrum analyser in peak detection mode. Quasi-peak measurements were conducted based on the peak sweep graph. The EUT was measured by BiConiLog antenna with 2 orthogonal polarities.

Remark: Level= Read Level+ Cable Loss+ Antenna Factor- Preamp Factor

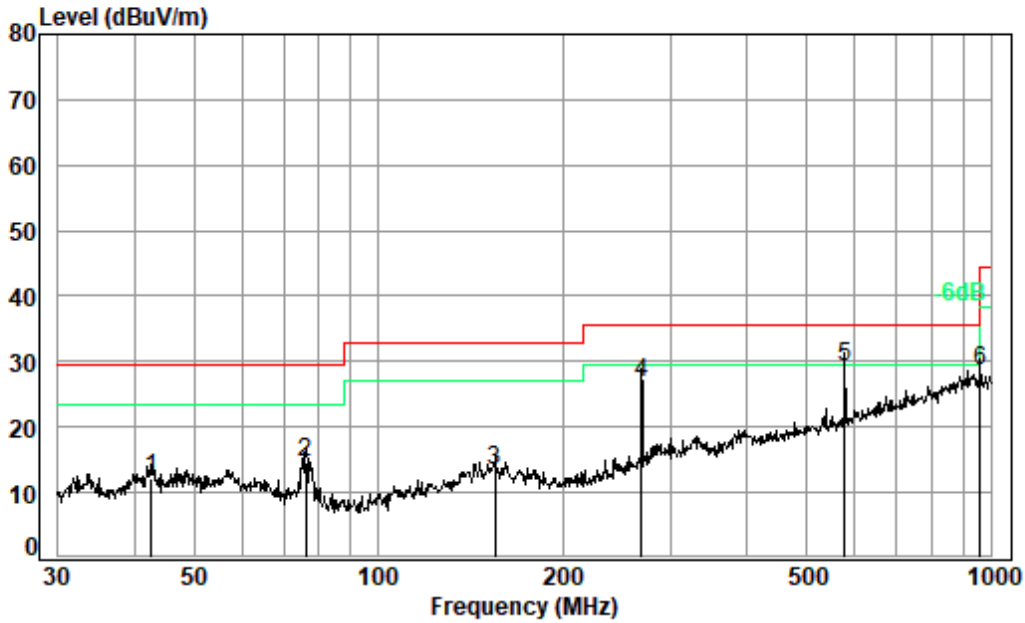


Unless otherwise agreed in writing, this document is issued by the Company subject to its General Conditions of Service printed overleaf, available on request or accessible at <https://www.sgs.com/en/Terms-and-Conditions>. Attention is drawn to the limitation of liability, indemnification and jurisdiction issues defined therein. Any holder of this document is advised that information contained hereon reflects the Company's findings at the time of its intervention only and within the limits of Client's instructions, if any. The Company's sole responsibility is to its Client and this document does not exonerate parties to a transaction from exercising all their rights and obligations under the transaction documents. This document cannot be reproduced except in full, without prior written approval of the Company. Any unauthorized alteration, forgery or falsification of the content or appearance of this document is unlawful and offenders may be prosecuted to the fullest extent of the law. Unless otherwise stated the results shown in this test report refer only to the sample(s) tested and such sample(s) are retained for 30 days only.

Attention: To check the authenticity of testing /inspection report & certificate, please contact us at telephone: (86-755) 8307 1443, or email: CN.Doccheck@sgs.com
 No.1 Workshop, M-10, Middle Section, Science & Technology Park, Nanshan District, Shenzhen, Guangdong, China 518057 t (86-755) 26012053 f (86-755) 26710594 www.sgs.com.cn
 中国·广东·深圳市南山区科技园中区M-10栋1号厂房 邮编: 518057 t (86-755) 26012053 f (86-755) 26710594 sgs.china@sgs.com

Test data for original report of SZCR230900288201:

Test Mode: 00; Polarity: Horizontal



Condition: 10m HORIZONTAL

Job No. : 02882AT

Test Mode: 00

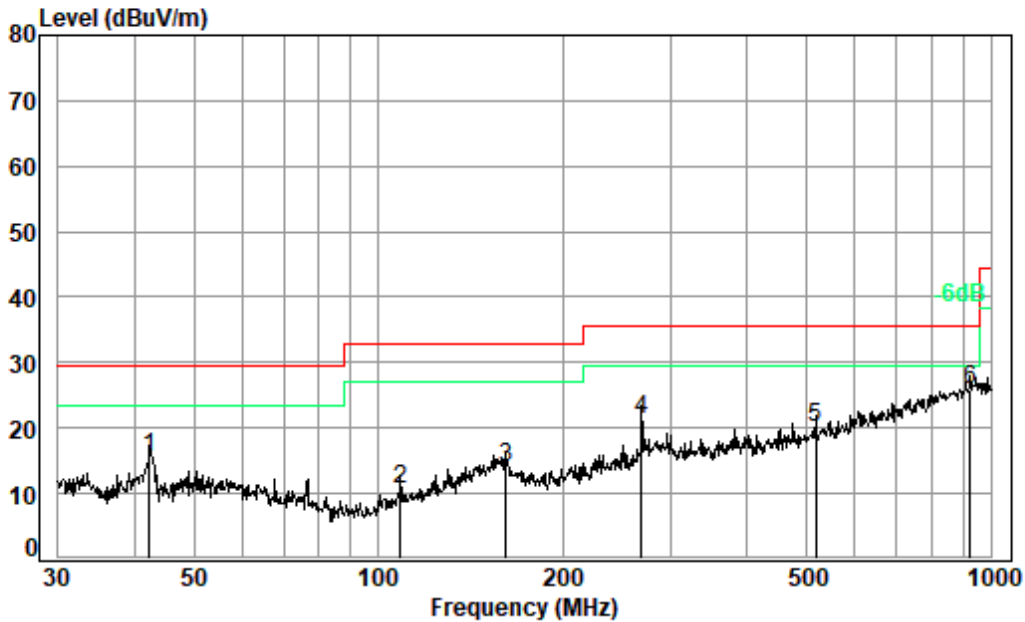
	Read Freq	Ant Level	Ant Factor	Cable Loss	Preamp Factor	Level	Limit Line	Over Limit	Remark
	MHz	dBuV	dB/m	dB	dB	dBuV/m	dBuV/m	dB	
1	42.600	27.08	17.24	0.47	32.50	12.29	29.50	-17.21	QP
2	76.244	32.63	13.92	0.62	32.45	14.72	29.50	-14.78	QP
3	154.821	27.13	17.82	0.94	32.40	13.49	33.00	-19.51	QP
4	268.485	40.97	16.83	1.32	32.33	26.79	35.60	-8.81	QP
5 pp	576.644	36.38	23.20	2.03	32.38	29.23	35.60	-6.37	QP
6	958.794	28.80	28.34	2.63	31.28	28.49	35.60	-7.11	QP



Unless otherwise agreed in writing, this document is issued by the Company subject to its General Conditions of Service printed overleaf, available on request or accessible at <https://www.sgs.com/en/Terms-and-Conditions>. Attention is drawn to the limitation of liability, indemnification and jurisdiction issues defined therein. Any holder of this document is advised that information contained hereon reflects the Company's findings at the time of its intervention only and within the limits of Client's instructions, if any. The Company's sole responsibility is to its Client and this document does not exonerate parties to a transaction from exercising all their rights and obligations under the transaction documents. This document cannot be reproduced except in full, without prior written approval of the Company. Any unauthorized alteration, forgery or falsification of the content or appearance of this document is unlawful and offenders may be prosecuted to the fullest extent of the law. Unless otherwise stated the results shown in this test report refer only to the sample(s) tested and such sample(s) are retained for 30 days only.

Attention: To check the authenticity of testing /inspection report & certificate, please contact us at telephone: (86-755) 8307 1443, or email: CN.Doccheck@sgs.com
 No.1 Workshop, M-10, Middle Section, Science & Technology Park, Nanshan District, Shenzhen, Guangdong, China 518057 t (86-755) 26012053 f (86-755) 26710594 www.sgs.com.cn
 中国·广东·深圳市南山区科技园中区M-10栋1号厂房 邮编: 518057 t (86-755) 26012053 f (86-755) 26710594 sgs.china@sgs.com

Test Mode: 00; Polarity: Vertical



Condition: 10m VERTICAL

Job No. : 02882AT

Test Mode: 00

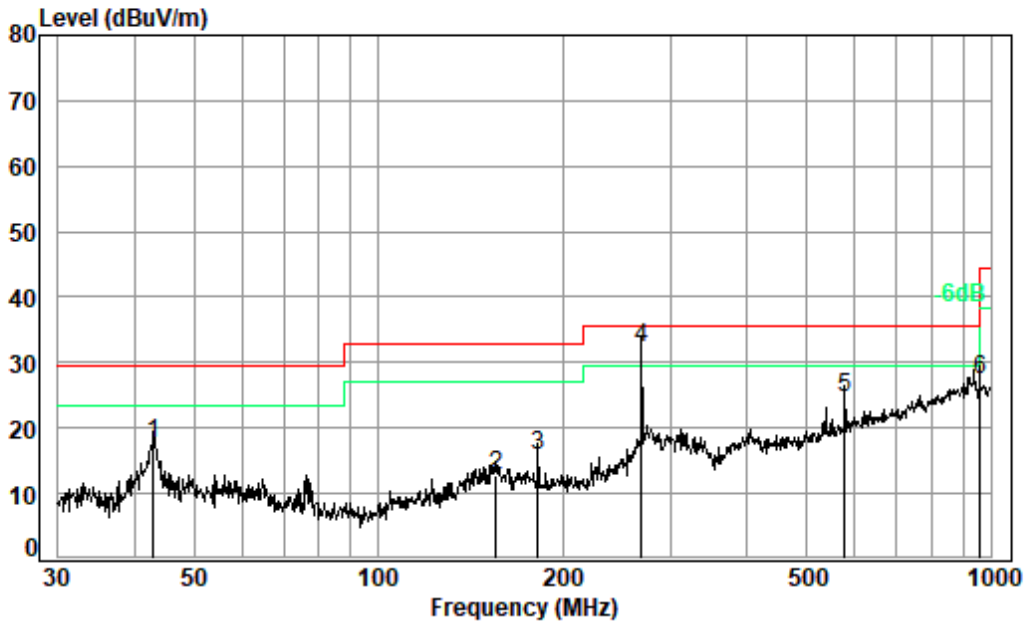
	Read Freq	Ant Level	Ant Factor	Cable Loss	Preamp Factor	Level	Limit	Over	Remark
	MHz	dBuV	dB/m	dB	dB	dBuV/m	dBuV/m	dB	
1	42.302	30.28	17.23	0.46	32.50	15.47	29.50	-14.03	QP
2	108.647	27.88	14.41	0.75	32.40	10.64	33.00	-22.36	QP
3	161.474	28.15	17.35	0.97	32.40	14.07	33.00	-18.93	QP
4	268.485	35.52	16.83	1.32	32.33	21.34	35.60	-14.26	QP
5	517.248	28.16	22.31	1.87	32.32	20.02	35.60	-15.58	QP
6 pp	925.756	26.60	28.04	2.60	31.35	25.89	35.60	-9.71	QP



Unless otherwise agreed in writing, this document is issued by the Company subject to its General Conditions of Service printed overleaf, available on request or accessible at <https://www.sgs.com/en/Terms-and-Conditions>. Attention is drawn to the limitation of liability, indemnification and jurisdiction issues defined therein. Any holder of this document is advised that information contained hereon reflects the Company's findings at the time of its intervention only and within the limits of Client's instructions, if any. The Company's sole responsibility is to its Client and this document does not exonerate parties to a transaction from exercising all their rights and obligations under the transaction documents. This document cannot be reproduced except in full, without prior written approval of the Company. Any unauthorized alteration, forgery or falsification of the content or appearance of this document is unlawful and offenders may be prosecuted to the fullest extent of the law. Unless otherwise stated the results shown in this test report refer only to the sample(s) tested and such sample(s) are retained for 30 days only.

Attention: To check the authenticity of testing /inspection report & certificate, please contact us at telephone: (86-755) 8307 1443, or email: CN.Doccheck@sgs.com
 No.1 Workshop, M-10, Middle Section, Science & Technology Park, Nanshan District, Shenzhen, Guangdong, China 518057 t (86-755) 26012053 f (86-755) 26710594 www.sgs.com.cn
 中国·广东·深圳市南山区科技园中区M-10栋1号厂房 邮编: 518057 t (86-755) 26012053 f (86-755) 26710594 sgs.china@sgs.com

Test Mode: 01; Polarity: Horizontal



Condition: 10m HORIZONTAL

Job No. : 02882AT

Test Mode: 01

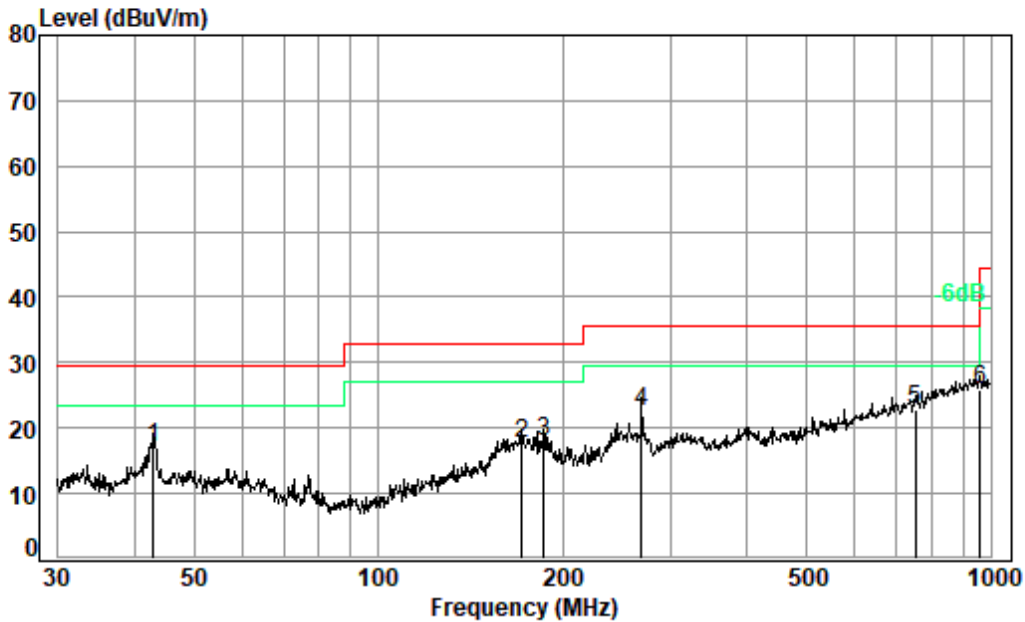
	Freq	Read Level	Ant Factor	Cable Loss	Preamp Factor	Level	Limit Line	Over Limit	Remark
	MHz	dBuV	dB/m	dB	dB	dBuV/m	dBuV/m	dB	
1	42.900	32.31	17.25	0.47	32.50	17.53	29.50	-11.97	QP
2	155.910	26.57	17.78	0.94	32.40	12.89	33.00	-20.11	QP
3	181.920	31.31	15.77	1.05	32.40	15.73	33.00	-17.27	QP
4 pp	268.485	46.30	16.83	1.32	32.33	32.12	35.60	-3.48	QP
5	576.644	31.67	23.20	2.03	32.38	24.52	35.60	-11.08	QP
6	958.794	27.79	28.34	2.63	31.28	27.48	35.60	-8.12	QP



Unless otherwise agreed in writing, this document is issued by the Company subject to its General Conditions of Service printed overleaf, available on request or accessible at <https://www.sgs.com/en/Terms-and-Conditions>. Attention is drawn to the limitation of liability, indemnification and jurisdiction issues defined therein. Any holder of this document is advised that information contained hereon reflects the Company's findings at the time of its intervention only and within the limits of Client's instructions, if any. The Company's sole responsibility is to its Client and this document does not exonerate parties to a transaction from exercising all their rights and obligations under the transaction documents. This document cannot be reproduced except in full, without prior written approval of the Company. Any unauthorized alteration, forgery or falsification of the content or appearance of this document is unlawful and offenders may be prosecuted to the fullest extent of the law. Unless otherwise stated the results shown in this test report refer only to the sample(s) tested and such sample(s) are retained for 30 days only.

Attention: To check the authenticity of testing /inspection report & certificate, please contact us at telephone: (86-755) 8307 1443, or email: CN.Doccheck@sgs.com
 No.1 Workshop, M-10, Middle Section, Science & Technology Park, Nanshan District, Shenzhen, Guangdong, China 518057 t (86-755) 26012053 f (86-755) 26710594 www.sgs.com.cn
 中国·广东·深圳市南山区科技园中区M-10栋1号厂房 邮编: 518057 t (86-755) 26012053 f (86-755) 26710594 sgs.china@sgs.com

Test Mode: 01; Polarity: Vertical



Condition: 10m VERTICAL

Job No. : 02882AT

Test Mode: 01

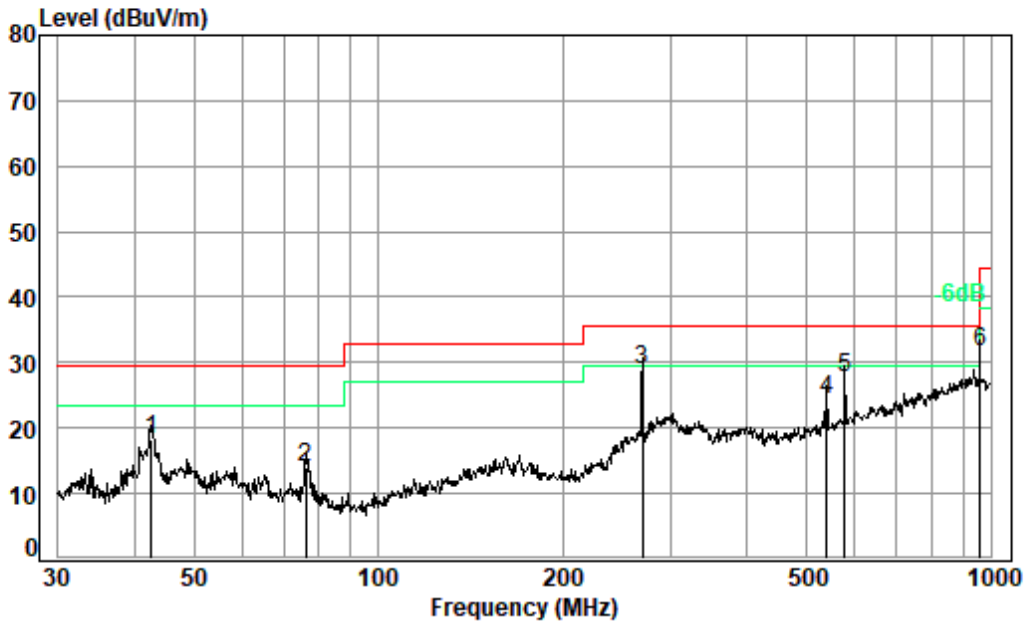
	Read Freq	Ant Level	Ant Factor	Cable Loss	Preamp Factor	Level	Limit	Over	Remark
	MHz	dBuV	dB/m	dB	dB	dBuV/m	dBuV/m	dB	
1	42.900	31.92	17.25	0.47	32.50	17.14	29.50	-12.36	QP
2	171.393	32.61	16.50	1.01	32.40	17.72	33.00	-15.28	QP
3	186.441	33.68	15.48	1.07	32.40	17.83	33.00	-15.17	QP
4	268.485	36.66	16.83	1.32	32.33	22.48	35.60	-13.12	QP
5	752.743	26.80	25.86	2.35	32.14	22.87	35.60	-12.73	QP
6 pp	958.794	26.21	28.34	2.63	31.28	25.90	35.60	-9.70	QP



Unless otherwise agreed in writing, this document is issued by the Company subject to its General Conditions of Service printed overleaf, available on request or accessible at <https://www.sgs.com/en/Terms-and-Conditions>. Attention is drawn to the limitation of liability, indemnification and jurisdiction issues defined therein. Any holder of this document is advised that information contained hereon reflects the Company's findings at the time of its intervention only and within the limits of Client's instructions, if any. The Company's sole responsibility is to its Client and this document does not exonerate parties to a transaction from exercising all their rights and obligations under the transaction documents. This document cannot be reproduced except in full, without prior written approval of the Company. Any unauthorized alteration, forgery or falsification of the content or appearance of this document is unlawful and offenders may be prosecuted to the fullest extent of the law. Unless otherwise stated the results shown in this test report refer only to the sample(s) tested and such sample(s) are retained for 30 days only.

Attention: To check the authenticity of testing /inspection report & certificate, please contact us at telephone: (86-755) 8307 1443, or email: CN.Doccheck@sgs.com
 No.1 Workshop, M-10, Middle Section, Science & Technology Park, Nanshan District, Shenzhen, Guangdong, China 518057 t (86-755) 26012053 f (86-755) 26710594 www.sgs.com.cn
 中国·广东·深圳市南山区科技园中区M-10栋1号厂房 邮编: 518057 t (86-755) 26012053 f (86-755) 26710594 sgs.china@sgs.com

Test Mode: 02; Polarity: Horizontal



Condition: 10m HORIZONTAL

Job No. : 02882AT

Test Mode: 02

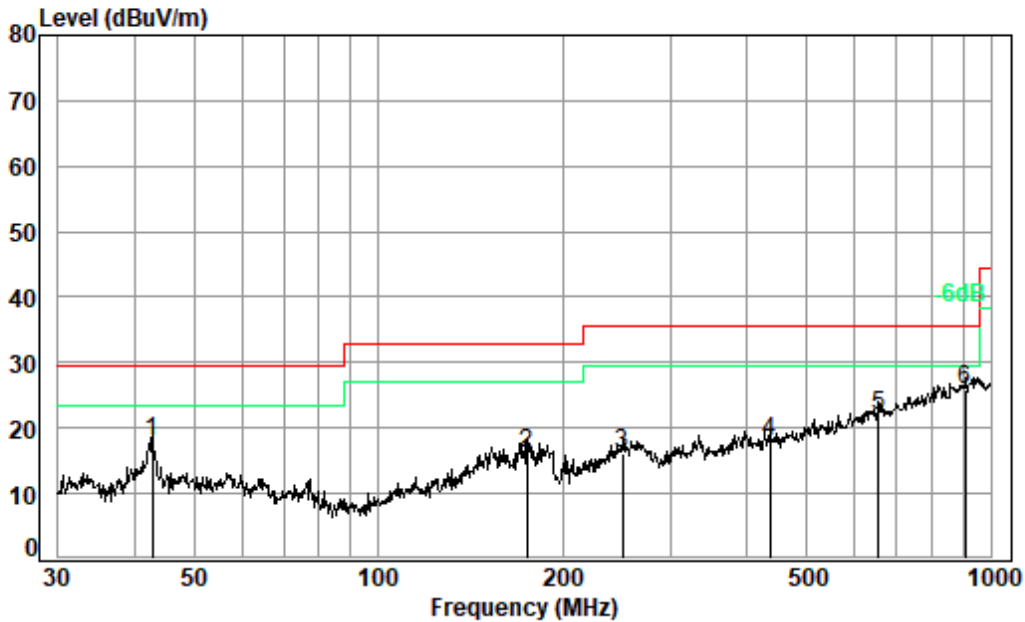
	Read Freq	Ant Level	Ant Factor	Cable Loss	Preamp Factor	Level	Limit Line	Over Limit	Remark
	MHz	dBuV	dB/m	dB	dB	dBuV/m	dBuV/m	dB	
1	42.600	33.18	17.24	0.47	32.50	18.39	29.50	-11.11	QP
2	76.244	32.05	13.92	0.62	32.45	14.14	29.50	-15.36	QP
3	269.428	42.96	16.87	1.32	32.33	28.82	35.60	-6.78	QP
4	539.478	32.22	22.66	1.93	32.34	24.47	35.60	-11.13	QP
5	576.644	34.84	23.20	2.03	32.38	27.69	35.60	-7.91	QP
6 pp	958.794	31.94	28.34	2.63	31.28	31.63	35.60	-3.97	QP



Unless otherwise agreed in writing, this document is issued by the Company subject to its General Conditions of Service printed overleaf, available on request or accessible at <https://www.sgs.com/en/Terms-and-Conditions>. Attention is drawn to the limitation of liability, indemnification and jurisdiction issues defined therein. Any holder of this document is advised that information contained hereon reflects the Company's findings at the time of its intervention only and within the limits of Client's instructions, if any. The Company's sole responsibility is to its Client and this document does not exonerate parties to a transaction from exercising all their rights and obligations under the transaction documents. This document cannot be reproduced except in full, without prior written approval of the Company. Any unauthorized alteration, forgery or falsification of the content or appearance of this document is unlawful and offenders may be prosecuted to the fullest extent of the law. Unless otherwise stated the results shown in this test report refer only to the sample(s) tested and such sample(s) are retained for 30 days only.

Attention: To check the authenticity of testing /inspection report & certificate, please contact us at telephone: (86-755) 8307 1443, or email: CN.Doccheck@sgs.com
 No.1 Workshop, M-10, Middle Section, Science & Technology Park, Nanshan District, Shenzhen, Guangdong, China 518057 t (86-755) 26012053 f (86-755) 26710594 www.sgs.com.cn
 中国·广东·深圳市南山区科技园中区M-10栋1号厂房 邮编: 518057 t (86-755) 26012053 f (86-755) 26710594 sgs.china@sgs.com

Test Mode: 02; Polarity: Vertical



Condition: 10m VERTICAL

Job No. : 02882AT

Test Mode: 02

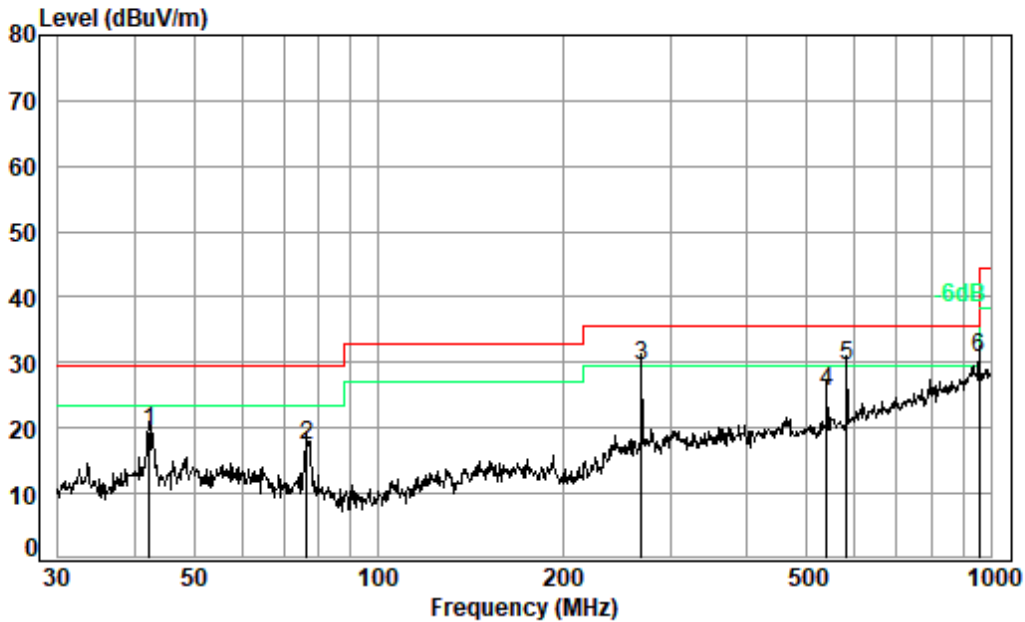
	Read	Ant	Cable	Preamp	Limit	Over	
Freq	Level	Factor	Loss	Factor	Level	Line	Limit Remark
MHz	dBuV	dB/m	dB	dB	dBuV/m	dBuV/m	dB
1	42.750	32.73	17.24	0.47	32.50	17.94	29.50 -11.56 QP
2	175.037	31.43	16.16	1.02	32.40	16.21	33.00 -16.79 QP
3	250.301	31.12	16.15	1.27	32.35	16.19	35.60 -19.41 QP
4	435.590	27.61	20.81	1.70	32.30	17.82	35.60 -17.78 QP
5	656.530	27.38	24.67	2.17	32.34	21.88	35.60 -13.72 QP
6 pp	909.667	26.76	27.78	2.58	31.38	25.74	35.60 -9.86 QP



Unless otherwise agreed in writing, this document is issued by the Company subject to its General Conditions of Service printed overleaf, available on request or accessible at <https://www.sgs.com/en/Terms-and-Conditions>. Attention is drawn to the limitation of liability, indemnification and jurisdiction issues defined therein. Any holder of this document is advised that information contained hereon reflects the Company's findings at the time of its intervention only and within the limits of Client's instructions, if any. The Company's sole responsibility is to its Client and this document does not exonerate parties to a transaction from exercising all their rights and obligations under the transaction documents. This document cannot be reproduced except in full, without prior written approval of the Company. Any unauthorized alteration, forgery or falsification of the content or appearance of this document is unlawful and offenders may be prosecuted to the fullest extent of the law. Unless otherwise stated the results shown in this test report refer only to the sample(s) tested and such sample(s) are retained for 30 days only.

Attention: To check the authenticity of testing /inspection report & certificate, please contact us at telephone: (86-755) 8307 1443, or email: CN.Doccheck@sgs.com
 No.1 Workshop, M-10, Middle Section, Science & Technology Park, Nanshan District, Shenzhen, Guangdong, China 518057 t (86-755) 26012053 f (86-755) 26710594 www.sgs.com.cn
 中国·广东·深圳市南山区科技园中区M-10栋1号厂房 邮编: 518057 t (86-755) 26012053 f (86-755) 26710594 sgs.china@sgs.com

Test Mode: 03; Polarity: Horizontal



Condition: 10m HORIZONTAL

Job No. : 02882AT

Test Mode: 03

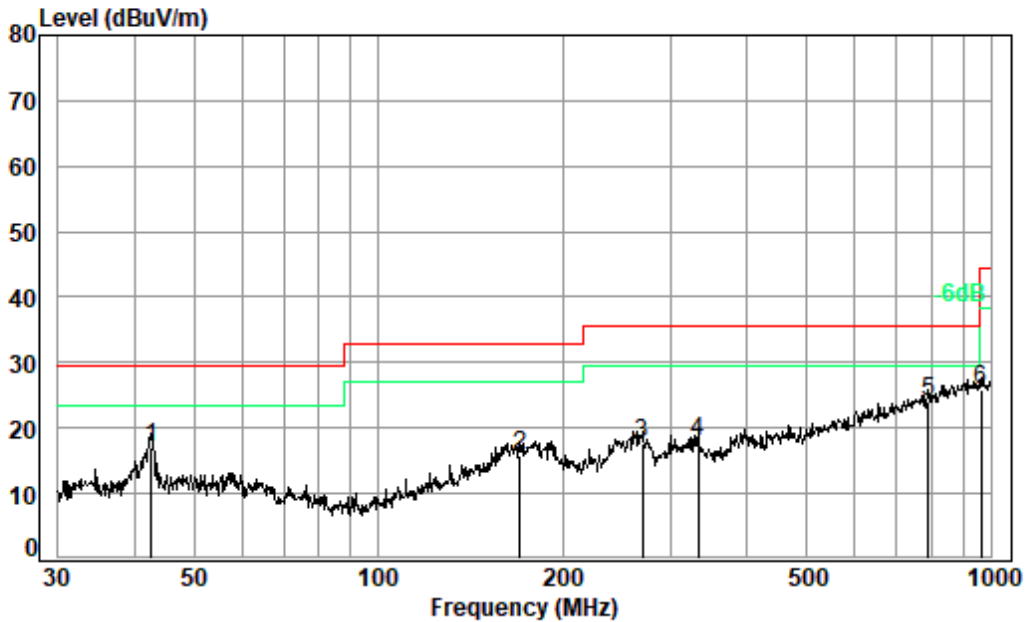
	Freq	Read Level	Ant Factor	Cable Loss	Preamp Factor	Level	Limit Line	Over Limit	Remark
	MHz	dBuV	dB/m	dB	dB	dBuV/m	dBuV/m	dB	
1	42.302	34.19	17.23	0.46	32.50	19.38	29.50	-10.12	QP
2	76.512	35.42	13.87	0.63	32.45	17.47	29.50	-12.03	QP
3	268.485	43.71	16.83	1.32	32.33	29.53	35.60	-6.07	QP
4	539.478	33.20	22.66	1.93	32.34	25.45	35.60	-10.15	QP
5	580.703	36.33	23.38	2.04	32.38	29.37	35.60	-6.23	QP
6 pp	955.438	31.02	28.42	2.63	31.29	30.78	35.60	-4.82	QP



Unless otherwise agreed in writing, this document is issued by the Company subject to its General Conditions of Service printed overleaf, available on request or accessible at <https://www.sgs.com/en/Terms-and-Conditions>. Attention is drawn to the limitation of liability, indemnification and jurisdiction issues defined therein. Any holder of this document is advised that information contained hereon reflects the Company's findings at the time of its intervention only and within the limits of Client's instructions, if any. The Company's sole responsibility is to its Client and this document does not exonerate parties to a transaction from exercising all their rights and obligations under the transaction documents. This document cannot be reproduced except in full, without prior written approval of the Company. Any unauthorized alteration, forgery or falsification of the content or appearance of this document is unlawful and offenders may be prosecuted to the fullest extent of the law. Unless otherwise stated the results shown in this test report refer only to the sample(s) tested and such sample(s) are retained for 30 days only.

Attention: To check the authenticity of testing /inspection report & certificate, please contact us at telephone: (86-755) 8307 1443, or email: CN.Doccheck@sgs.com

Test Mode: 03; Polarity: Vertical



Condition: 10m VERTICAL

Job No. : 02882AT

Test Mode: 03

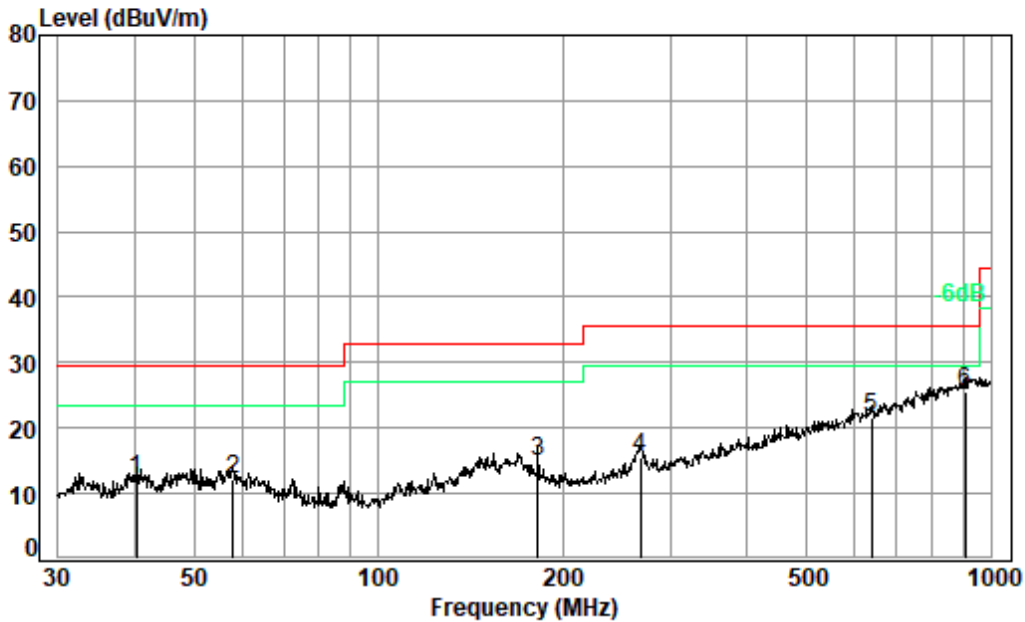
	Read Freq	Ant Level	Ant Factor	Cable Loss	Preamp Factor	Level	Limit Line	Over Limit	Remark
	MHz	dBuV	dB/m	dB	dB	dBuV/m	dBuV/m	dB	
1	42.600	31.81	17.24	0.47	32.50	17.02	29.50	-12.48	QP
2	170.195	30.47	16.64	1.00	32.40	15.71	33.00	-17.29	QP
3	269.428	31.69	16.87	1.32	32.33	17.55	35.60	-18.05	QP
4	332.519	30.18	18.52	1.48	32.30	17.88	35.60	-17.72	QP
5 pp	790.619	27.28	26.24	2.44	32.03	23.93	35.60	-11.67	QP
6	965.542	26.09	28.28	2.64	31.27	25.74	44.40	-18.66	QP



Unless otherwise agreed in writing, this document is issued by the Company subject to its General Conditions of Service printed overleaf, available on request or accessible at <https://www.sgs.com/en/Terms-and-Conditions>. Attention is drawn to the limitation of liability, indemnification and jurisdiction issues defined therein. Any holder of this document is advised that information contained hereon reflects the Company's findings at the time of its intervention only and within the limits of Client's instructions, if any. The Company's sole responsibility is to its Client and this document does not exonerate parties to a transaction from exercising all their rights and obligations under the transaction documents. This document cannot be reproduced except in full, without prior written approval of the Company. Any unauthorized alteration, forgery or falsification of the content or appearance of this document is unlawful and offenders may be prosecuted to the fullest extent of the law. Unless otherwise stated the results shown in this test report refer only to the sample(s) tested and such sample(s) are retained for 30 days only.

Attention: To check the authenticity of testing /inspection report & certificate, please contact us at telephone: (86-755) 8307 1443, or email: CN.Doccheck@sgs.com
 No.1 Workshop, M-10, Middle Section, Science & Technology Park, Nanshan District, Shenzhen, Guangdong, China 518057 t (86-755) 26012053 f (86-755) 26710594 www.sgs.com.cn
 中国·广东·深圳市南山区科技园中区M-10栋1号厂房 邮编: 518057 t (86-755) 26012053 f (86-755) 26710594 sgs.china@sgs.com

Test Mode: 04; Polarity: Horizontal



Condition: 10m HORIZONTAL

Job No. : 02882AT

Test Mode: 04

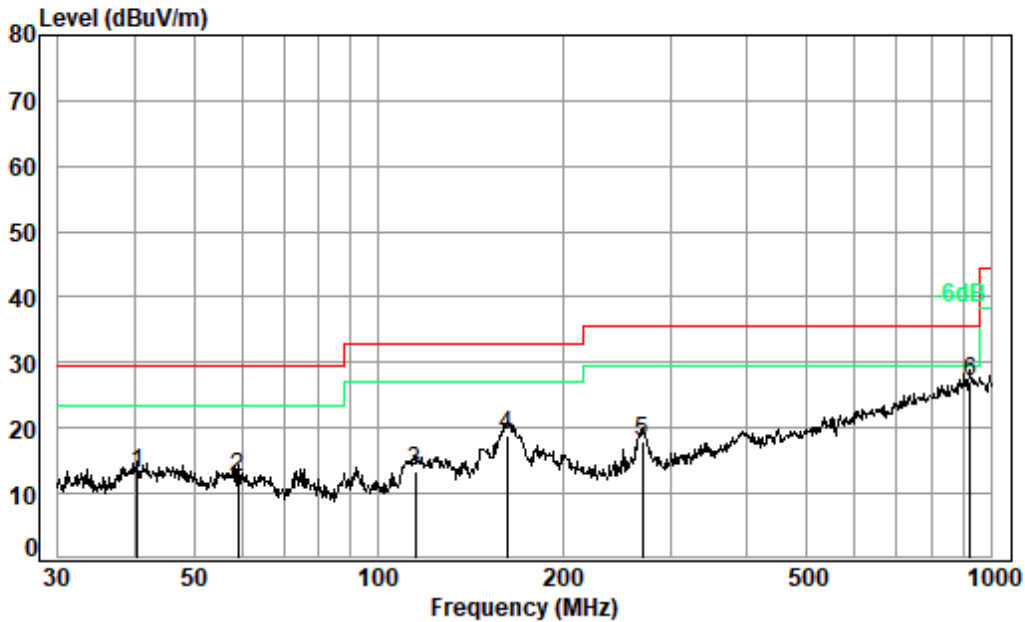
	Read Freq	Ant Level	Ant Factor	Cable Loss	Preamp Factor	Level	Limit	Over	Remark
	MHz	dBuV	dB/m	dB	dB	dBuV/m	dBuV/m	dB	
1	40.276	27.07	17.11	0.45	32.50	12.13	29.50	-17.37	QP
2	57.999	26.85	17.26	0.54	32.48	12.17	29.50	-17.33	QP
3	181.920	30.57	15.77	1.05	32.40	14.99	33.00	-18.01	QP
4	267.546	29.66	16.79	1.32	32.33	15.44	35.60	-20.16	QP
5	638.369	27.26	24.48	2.14	32.36	21.52	35.60	-14.08	QP
6 pp	906.482	26.69	27.71	2.58	31.39	25.59	35.60	-10.01	QP



Unless otherwise agreed in writing, this document is issued by the Company subject to its General Conditions of Service printed overleaf, available on request or accessible at <https://www.sgs.com/en/Terms-and-Conditions>. Attention is drawn to the limitation of liability, indemnification and jurisdiction issues defined therein. Any holder of this document is advised that information contained hereon reflects the Company's findings at the time of its intervention only and within the limits of Client's instructions, if any. The Company's sole responsibility is to its Client and this document does not exonerate parties to a transaction from exercising all their rights and obligations under the transaction documents. This document cannot be reproduced except in full, without prior written approval of the Company. Any unauthorized alteration, forgery or falsification of the content or appearance of this document is unlawful and offenders may be prosecuted to the fullest extent of the law. Unless otherwise stated the results shown in this test report refer only to the sample(s) tested and such sample(s) are retained for 30 days only.

Attention: To check the authenticity of testing /inspection report & certificate, please contact us at telephone: (86-755) 8307 1443, or email: CN.Doccheck@sgs.com
 No.1 Workshop, M-10, Middle Section, Science & Technology Park, Nanshan District, Shenzhen, Guangdong, China 518057 t (86-755) 26012053 f (86-755) 26710594 www.sgs.com.cn
 中国·广东·深圳市南山区科技园中区M-10栋1号厂房 邮编: 518057 t (86-755) 26012053 f (86-755) 26710594 sgs.china@sgs.com

Test Mode: 04; Polarity: Vertical



Condition: 10m VERTICAL

Job No. : 02882AT

Test Mode: 04

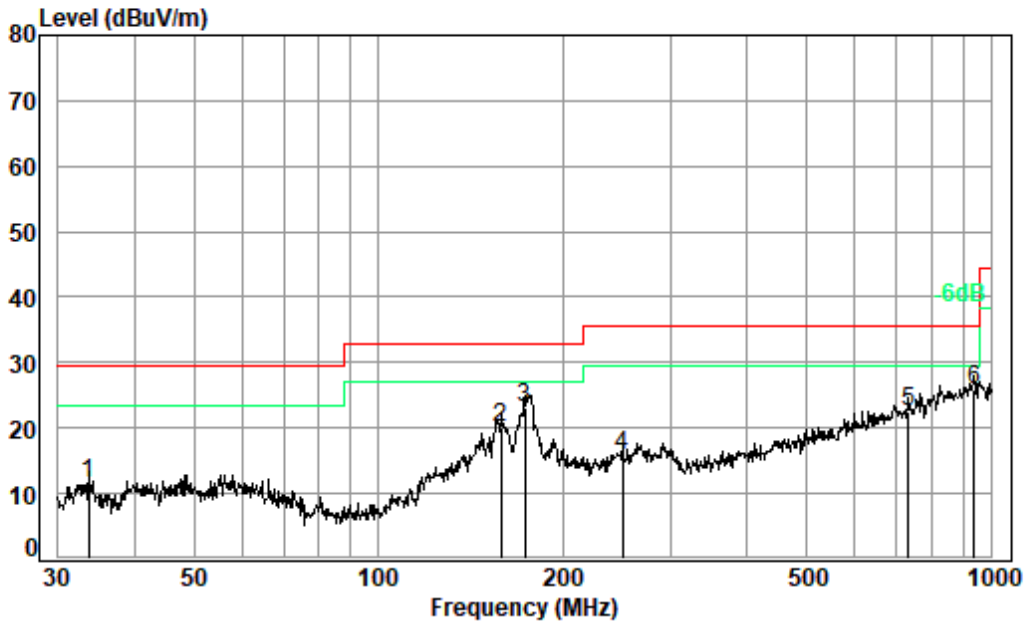
	Read Freq	Ant Level	Ant Factor	Cable Loss	Preamp Factor	Level	Limit Line	Over Limit	Remark
	MHz	dBuV	dB/m	dB	dB	dBuV/m	dBuV/m	dB	
1	40.417	27.87	17.12	0.45	32.50	12.94	29.50	-16.56	QP
2	59.025	27.13	17.18	0.55	32.48	12.38	29.50	-17.12	QP
3	114.917	30.60	14.51	0.78	32.40	13.49	33.00	-19.51	QP
4	162.041	33.01	17.31	0.97	32.40	18.89	33.00	-14.11	QP
5	269.428	32.18	16.87	1.32	32.33	18.04	35.60	-17.56	QP
6 pp	925.756	27.64	28.04	2.60	31.35	26.93	35.60	-8.67	QP



Unless otherwise agreed in writing, this document is issued by the Company subject to its General Conditions of Service printed overleaf, available on request or accessible at <https://www.sgs.com/en/Terms-and-Conditions>. Attention is drawn to the limitation of liability, indemnification and jurisdiction issues defined therein. Any holder of this document is advised that information contained hereon reflects the Company's findings at the time of its intervention only and within the limits of Client's instructions, if any. The Company's sole responsibility is to its Client and this document does not exonerate parties to a transaction from exercising all their rights and obligations under the transaction documents. This document cannot be reproduced except in full, without prior written approval of the Company. Any unauthorized alteration, forgery or falsification of the content or appearance of this document is unlawful and offenders may be prosecuted to the fullest extent of the law. Unless otherwise stated the results shown in this test report refer only to the sample(s) tested and such sample(s) are retained for 30 days only.

Attention: To check the authenticity of testing /inspection report & certificate, please contact us at telephone: (86-755) 8307 1443, or email: CN.Doccheck@sgs.com
 No.1 Workshop, M-10, Middle Section, Science & Technology Park, Nanshan District, Shenzhen, Guangdong, China 518057 t (86-755) 26012053 f (86-755) 26710594 www.sgs.com.cn
 中国·广东·深圳市南山区科技园中区M-10栋1号厂房 邮编: 518057 t (86-755) 26012053 f (86-755) 26710594 sgs.china@sgs.com

Test Mode: 05; Polarity: Horizontal



Condition: 10m HORIZONTAL

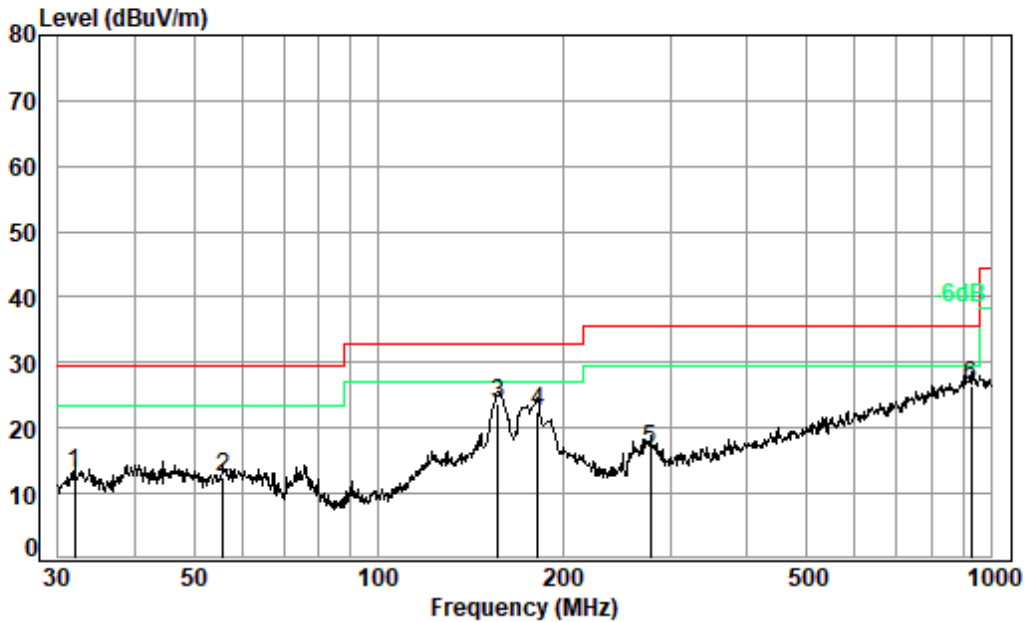
Job No. : 02882AT

Test Mode: 05

	Read Freq	Ant Level	Ant Factor	Cable Loss	Preamp Factor	Level	Limit Line	Over Limit	Remark
	MHz	dBuV	dB/m	dB	dB	dBuV/m	dBuV/m	dB	
1	33.680	27.27	16.31	0.41	32.50	11.49	29.50	-18.01	QP
2	158.668	34.06	17.56	0.95	32.40	20.17	33.00	-12.83	QP
3	173.814	38.25	16.23	1.02	32.40	23.10	33.00	-9.90	QP
4	250.301	30.70	16.15	1.27	32.35	15.77	35.60	-19.83	QP
5	734.491	26.93	25.61	2.31	32.20	22.65	35.60	-12.95	QP
6 pp	938.833	26.30	28.35	2.61	31.32	25.94	35.60	-9.66	QP



Test Mode: 05; Polarity: Vertical



Condition: 10m VERTICAL

Job No. : 02882AT

Test Mode: 05

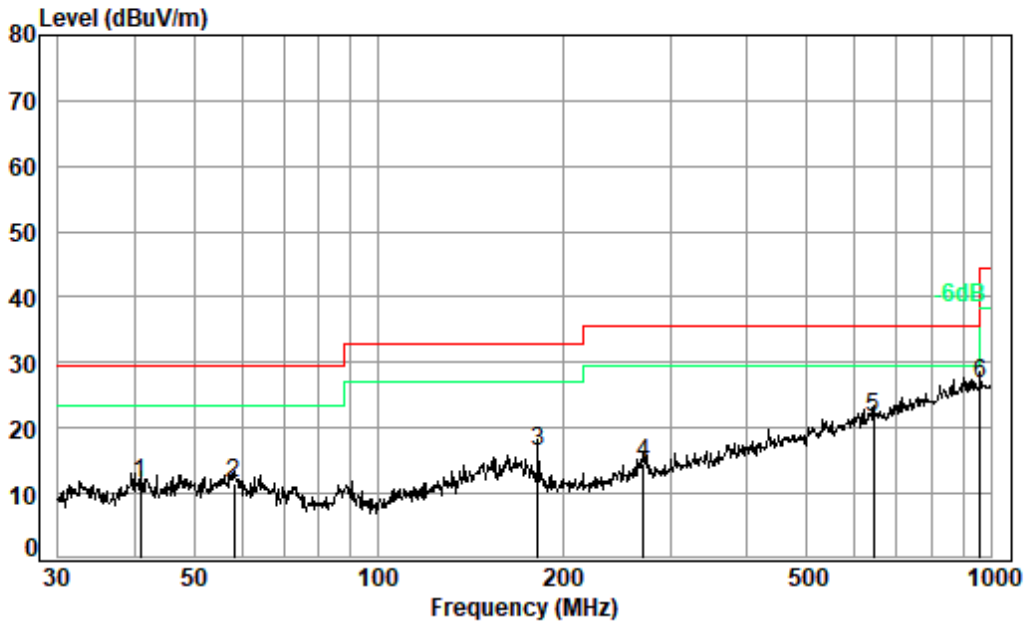
	Freq	Read Level	Ant Factor	Cable Loss	Preamp Factor	Level	Limit Line	Over Limit	Remark
	MHz	dBuV	dB/m	dB	dB	dBuV/m	dBuV/m	dB	
1	31.955	28.82	16.25	0.40	32.50	12.97	29.50	-16.53	QP
2	55.805	27.00	17.31	0.53	32.49	12.35	29.50	-17.15	QP
3	157.007	37.43	17.69	0.95	32.40	23.67	33.00	-9.33	QP
4	181.920	38.14	15.77	1.05	32.40	22.56	33.00	-10.44	QP
5	278.067	30.48	17.24	1.35	32.32	16.75	35.60	-18.85	QP
6 pp	929.008	27.21	28.10	2.60	31.34	26.57	35.60	-9.03	QP



Unless otherwise agreed in writing, this document is issued by the Company subject to its General Conditions of Service printed overleaf, available on request or accessible at <https://www.sgs.com/en/Terms-and-Conditions>. Attention is drawn to the limitation of liability, indemnification and jurisdiction issues defined therein. Any holder of this document is advised that information contained hereon reflects the Company's findings at the time of its intervention only and within the limits of Client's instructions, if any. The Company's sole responsibility is to its Client and this document does not exonerate parties to a transaction from exercising all their rights and obligations under the transaction documents. This document cannot be reproduced except in full, without prior written approval of the Company. Any unauthorized alteration, forgery or falsification of the content or appearance of this document is unlawful and offenders may be prosecuted to the fullest extent of the law. Unless otherwise stated the results shown in this test report refer only to the sample(s) tested and such sample(s) are retained for 30 days only.

Attention: To check the authenticity of testing /inspection report & certificate, please contact us at telephone: (86-755) 8307 1443, or email: CN.Doccheck@sgs.com

Test Mode: 06; Polarity: Horizontal



Condition: 10m HORIZONTAL

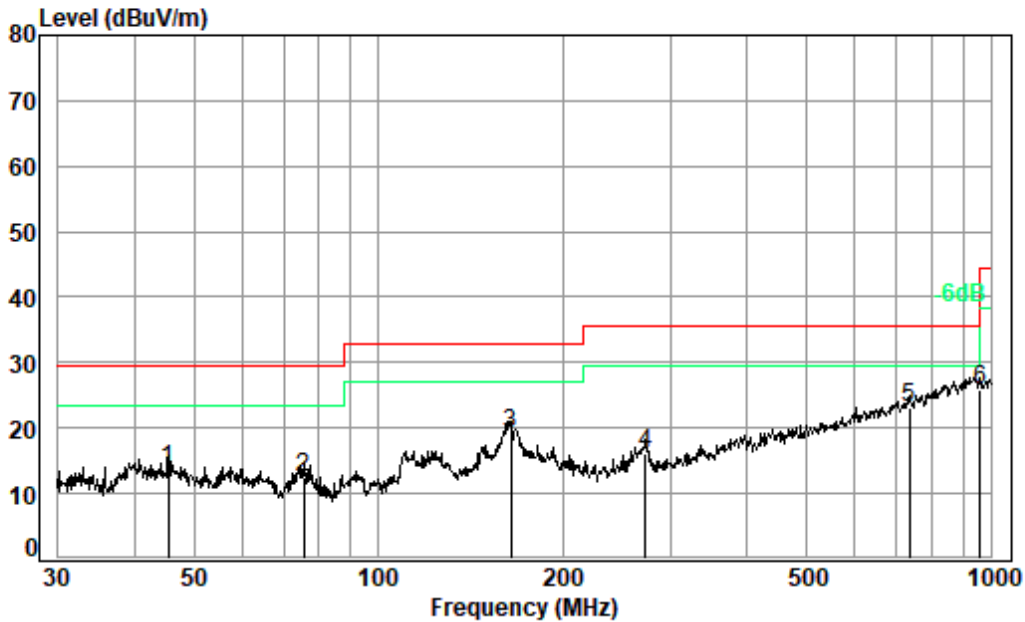
Job No. : 02882AT

Test Mode: 06

	Freq	Read Level	Ant Factor	Cable Loss	Preamp Factor	Level	Limit Line	Over Limit	Remark
	MHz	dBuV	dB/m	dB	dB	dBuV/m	dBuV/m	dB	
1	40.845	26.39	17.14	0.46	32.50	11.49	29.50	-18.01	QP
2	58.203	26.16	17.24	0.54	32.48	11.46	29.50	-18.04	QP
3	181.920	31.98	15.77	1.05	32.40	16.40	33.00	-16.60	QP
4	271.325	28.57	16.96	1.33	32.33	14.53	35.60	-21.07	QP
5 pp	642.861	27.19	24.48	2.15	32.36	21.46	35.60	-14.14	QP
6	962.162	27.10	28.30	2.64	31.28	26.76	44.40	-17.64	QP



Test Mode: 06; Polarity: Vertical



Condition: 10m VERTICAL

Job No. : 02882AT

Test Mode: 06

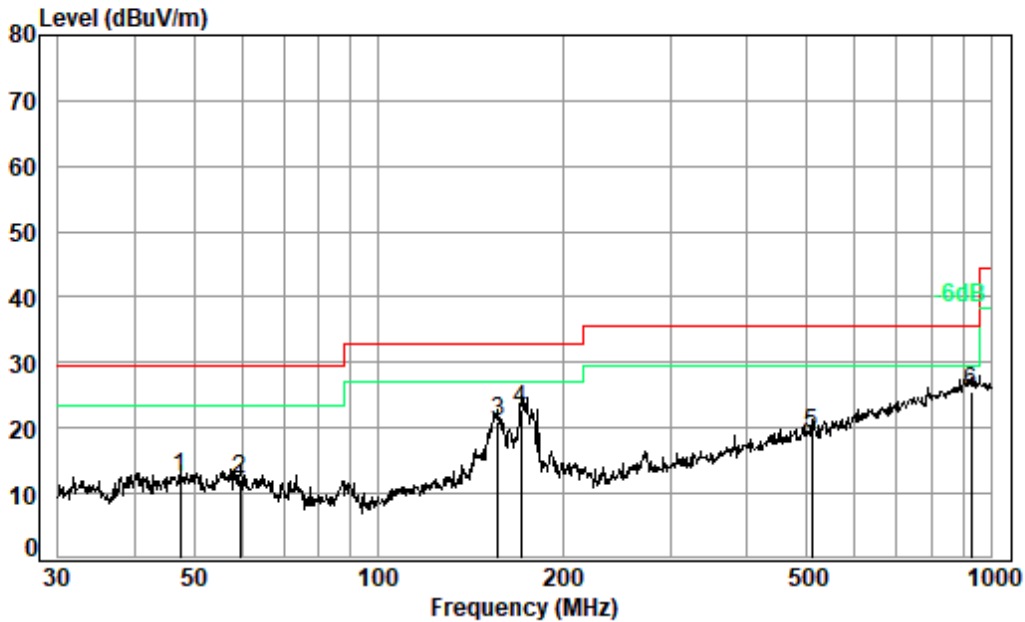
	Freq	Read Level	Ant Factor	Cable Loss	Preamp Factor	Level	Limit Line	Over Limit	Remark
	MHz	dBuV	dB/m	dB	dB	dBuV/m	dBuV/m	dB	
1	45.375	28.47	17.29	0.48	32.50	13.74	29.50	-15.76	QP
2	75.711	30.31	14.03	0.62	32.45	12.51	29.50	-16.99	QP
3	164.908	33.39	17.08	0.98	32.40	19.05	33.00	-13.95	QP
4	273.234	30.16	17.05	1.33	32.33	16.21	35.60	-19.39	QP
5 pp	737.071	27.22	25.68	2.32	32.19	23.03	35.60	-12.57	QP
6	962.162	26.12	28.30	2.64	31.28	25.78	44.40	-18.62	QP



Unless otherwise agreed in writing, this document is issued by the Company subject to its General Conditions of Service printed overleaf, available on request or accessible at <https://www.sgs.com/en/Terms-and-Conditions>. Attention is drawn to the limitation of liability, indemnification and jurisdiction issues defined therein. Any holder of this document is advised that information contained hereon reflects the Company's findings at the time of its intervention only and within the limits of Client's instructions, if any. The Company's sole responsibility is to its Client and this document does not exonerate parties to a transaction from exercising all their rights and obligations under the transaction documents. This document cannot be reproduced except in full, without prior written approval of the Company. Any unauthorized alteration, forgery or falsification of the content or appearance of this document is unlawful and offenders may be prosecuted to the fullest extent of the law. Unless otherwise stated the results shown in this test report refer only to the sample(s) tested and such sample(s) are retained for 30 days only.

Attention: To check the authenticity of testing /inspection report & certificate, please contact us at telephone: (86-755) 8307 1443, or email: CN.Doccheck@sgs.com
 No.1 Workshop, M-10, Middle Section, Science & Technology Park, Nanshan District, Shenzhen, Guangdong, China 518057 t (86-755) 26012053 f (86-755) 26710594 www.sgs.com.cn
 中国·广东·深圳市南山区科技园中区M-10栋1号厂房 邮编: 518057 t (86-755) 26012053 f (86-755) 26710594 sgs.china@sgs.com

Test Mode: 07; Polarity: Horizontal



Condition: 10m HORIZONTAL

Job No. : 02882AT

Test Mode: 07

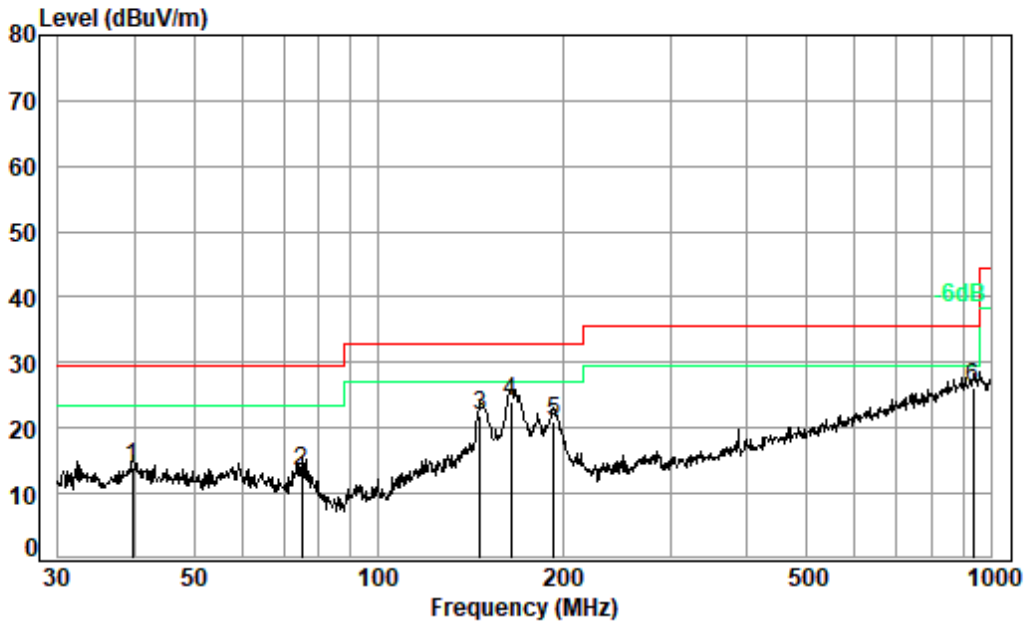
	Read Freq	Ant Level	Ant Factor	Cable Loss	Preamp Factor	Level	Limit Line	Over Limit	Remark
	MHz	dBuV	dB/m	dB	dB	dBuV/m	dBuV/m	dB	
1	47.492	27.23	17.24	0.49	32.50	12.46	29.50	-17.04	QP
2	59.441	26.98	17.14	0.55	32.48	12.19	29.50	-17.31	QP
3	157.007	34.76	17.69	0.95	32.40	21.00	33.00	-12.00	QP
4	170.793	37.70	16.57	1.00	32.40	22.87	33.00	-10.13	QP
5	510.044	27.55	22.12	1.85	32.31	19.21	35.60	-16.39	QP
6 pp	929.008	26.21	28.10	2.60	31.34	25.57	35.60	-10.03	QP



Unless otherwise agreed in writing, this document is issued by the Company subject to its General Conditions of Service printed overleaf, available on request or accessible at <https://www.sgs.com/en/Terms-and-Conditions>. Attention is drawn to the limitation of liability, indemnification and jurisdiction issues defined therein. Any holder of this document is advised that information contained hereon reflects the Company's findings at the time of its intervention only and within the limits of Client's instructions, if any. The Company's sole responsibility is to its Client and this document does not exonerate parties to a transaction from exercising all their rights and obligations under the transaction documents. This document cannot be reproduced except in full, without prior written approval of the Company. Any unauthorized alteration, forgery or falsification of the content or appearance of this document is unlawful and offenders may be prosecuted to the fullest extent of the law. Unless otherwise stated the results shown in this test report refer only to the sample(s) tested and such sample(s) are retained for 30 days only.

Attention: To check the authenticity of testing /inspection report & certificate, please contact us at telephone: (86-755) 8307 1443, or email: CN.Doccheck@sgs.com
 No.1 Workshop, M-10, Middle Section, Science & Technology Park, Nanshan District, Shenzhen, Guangdong, China 518057 t (86-755) 26012053 f (86-755) 26710594 www.sgs.com.cn
 中国·广东·深圳市南山区科技园中区M-10栋1号厂房 邮编: 518057 t (86-755) 26012053 f (86-755) 26710594 sgs.china@sgs.com

Test Mode: 07; Polarity: Vertical



Condition: 10m VERTICAL

Job No. : 02882AT

Test Mode: 07

	Freq	Read Level	Ant Factor	Cable Loss	Preamp Factor	Level	Limit Line	Over Limit	Remark
	MHz	dBuV	dB/m	dB	dB	dBuV/m	dBuV/m	dB	
1	39.715	28.86	17.04	0.45	32.50	13.85	29.50	-15.65	QP
2	74.919	31.07	14.22	0.62	32.45	13.46	29.50	-16.04	QP
3	146.374	36.14	17.35	0.91	32.40	22.00	33.00	-11.00	QP
4 pp	164.908	38.32	17.08	0.98	32.40	23.98	33.00	-9.02	QP
5	193.773	37.27	15.17	1.10	32.40	21.14	33.00	-11.86	QP
6	935.546	26.71	28.28	2.61	31.33	26.27	35.60	-9.33	QP

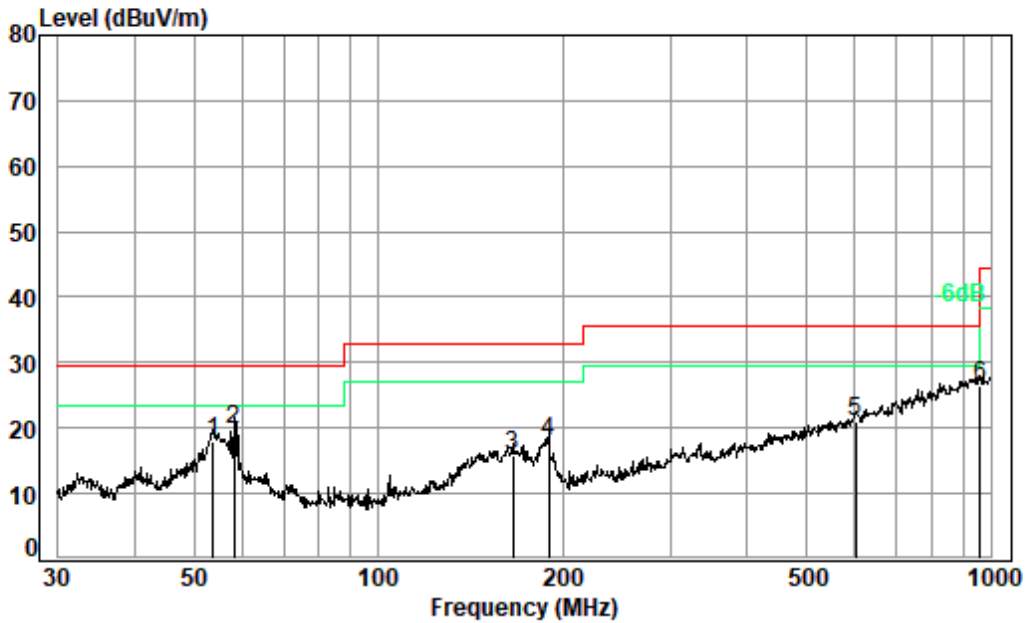


Unless otherwise agreed in writing, this document is issued by the Company subject to its General Conditions of Service printed overleaf, available on request or accessible at <https://www.sgs.com/en/Terms-and-Conditions>. Attention is drawn to the limitation of liability, indemnification and jurisdiction issues defined therein. Any holder of this document is advised that information contained hereon reflects the Company's findings at the time of its intervention only and within the limits of Client's instructions, if any. The Company's sole responsibility is to its Client and this document does not exonerate parties to a transaction from exercising all their rights and obligations under the transaction documents. This document cannot be reproduced except in full, without prior written approval of the Company. Any unauthorized alteration, forgery or falsification of the content or appearance of this document is unlawful and offenders may be prosecuted to the fullest extent of the law. Unless otherwise stated the results shown in this test report refer only to the sample(s) tested and such sample(s) are retained for 30 days only.

Attention: To check the authenticity of testing /inspection report & certificate, please contact us at telephone: (86-755) 8307 1443, or email: CN.Doccheck@sgs.com
 No.1 Workshop, M-10, Middle Section, Science & Technology Park, Nanshan District, Shenzhen, Guangdong, China 518057 t (86-755) 26012053 f (86-755) 26710594 www.sgs.com.cn
 中国·广东·深圳市南山区科技园中区M-10栋1号厂房 邮编: 518057 t (86-755) 26012053 f (86-755) 26710594 sgs.china@sgs.com

New data for the report of SZCR231200397801:

Test Mode: 28; Polarity: Horizontal



Condition: 10m HORIZONTAL

Job No. : 03976AT

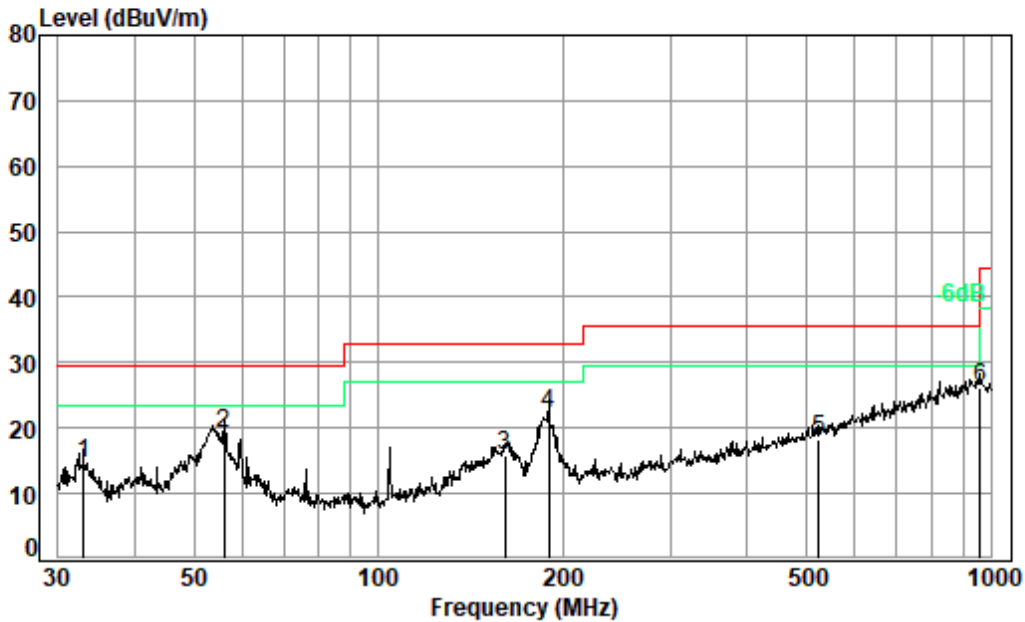
Test Mode: 28

	Read Freq	Ant Level	Ant Factor	Cable Loss	Preamp Factor	Level	Limit Line	Over Limit	Remark
	MHz	dBuV	dB/m	dB	dB	dBuV/m	dBuV/m	dB	
1	53.693	32.71	17.26	0.52	32.49	18.00	29.50	-11.50	QP
2	58.203	34.54	17.24	0.54	32.48	19.84	29.50	-9.66	QP
3	166.068	30.26	17.00	0.98	32.40	15.84	33.00	-17.16	QP
4	189.739	34.00	15.31	1.08	32.40	17.99	33.00	-15.01	QP
5	601.427	27.30	23.96	2.09	32.40	20.95	35.60	-14.65	QP
6 pp	958.794	26.70	28.34	2.63	31.28	26.39	35.60	-9.21	QP



Unless otherwise agreed in writing, this document is issued by the Company subject to its General Conditions of Service printed overleaf, available on request or accessible at <https://www.sgs.com/en/Terms-and-Conditions>. Attention is drawn to the limitation of liability, indemnification and jurisdiction issues defined therein. Any holder of this document is advised that information contained hereon reflects the Company's findings at the time of its intervention only and within the limits of Client's instructions, if any. The Company's sole responsibility is to its Client and this document does not exonerate parties to a transaction from exercising all their rights and obligations under the transaction documents. This document cannot be reproduced except in full, without prior written approval of the Company. Any unauthorized alteration, forgery or falsification of the content or appearance of this document is unlawful and offenders may be prosecuted to the fullest extent of the law. Unless otherwise stated the results shown in this test report refer only to the sample(s) tested and such sample(s) are retained for 30 days only.

Test Mode: 28; Polarity: Vertical



Condition: 10m VERTICAL

Job No. : 03976AT

Test Mode: 28

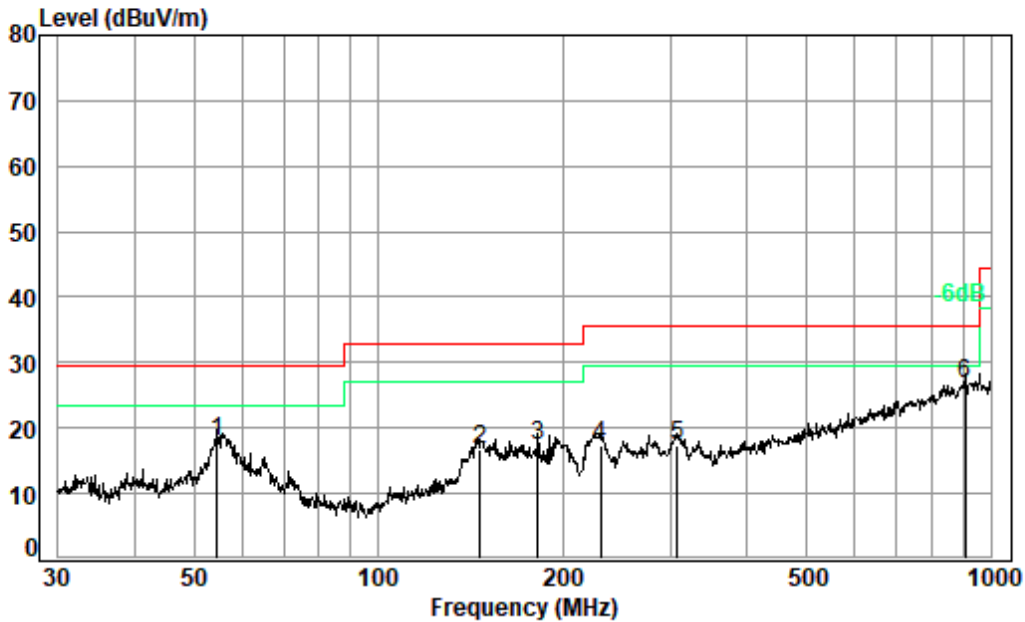
	Read Freq	Ant Level	Ant Factor	Cable Loss	Preamp Factor	Limit Level	Over Limit	Remark
	MHz	dBuV	dB/m	dB	dB	dBuV/m	dB	
1	32.979	30.45	16.28	0.41	32.50	14.64	29.50	-14.86 QP
2	56.001	33.80	17.31	0.53	32.49	19.15	29.50	-10.35 QP
3	160.909	29.73	17.39	0.96	32.40	15.68	33.00	-17.32 QP
4	189.739	38.22	15.31	1.08	32.40	22.21	33.00	-10.79 QP
5	522.718	26.38	22.39	1.88	32.32	18.33	35.60	-17.27 QP
6 pp	958.794	26.48	28.34	2.63	31.28	26.17	35.60	-9.43 QP



Unless otherwise agreed in writing, this document is issued by the Company subject to its General Conditions of Service printed overleaf, available on request or accessible at <https://www.sgs.com/en/Terms-and-Conditions>. Attention is drawn to the limitation of liability, indemnification and jurisdiction issues defined therein. Any holder of this document is advised that information contained hereon reflects the Company's findings at the time of its intervention only and within the limits of Client's instructions, if any. The Company's sole responsibility is to its Client and this document does not exonerate parties to a transaction from exercising all their rights and obligations under the transaction documents. This document cannot be reproduced except in full, without prior written approval of the Company. Any unauthorized alteration, forgery or falsification of the content or appearance of this document is unlawful and offenders may be prosecuted to the fullest extent of the law. Unless otherwise stated the results shown in this test report refer only to the sample(s) tested and such sample(s) are retained for 30 days only.

Attention: To check the authenticity of testing /inspection report & certificate, please contact us at telephone: (86-755) 8307 1443, or email: CN.Doccheck@sgs.com
 No.1 Workshop, M-10, Middle Section, Science & Technology Park, Nanshan District, Shenzhen, Guangdong, China 518057 t (86-755) 26012053 f (86-755) 26710594 www.sgs.com.cn
 中国·广东·深圳市南山区科技园中区M-10栋1号厂房 邮编: 518057 t (86-755) 26012053 f (86-755) 26710594 sgs.china@sgs.com

Test Mode: 29; Polarity: Horizontal



Condition: 10m HORIZONTAL

Job No. : 03978AT

Test Mode: 29

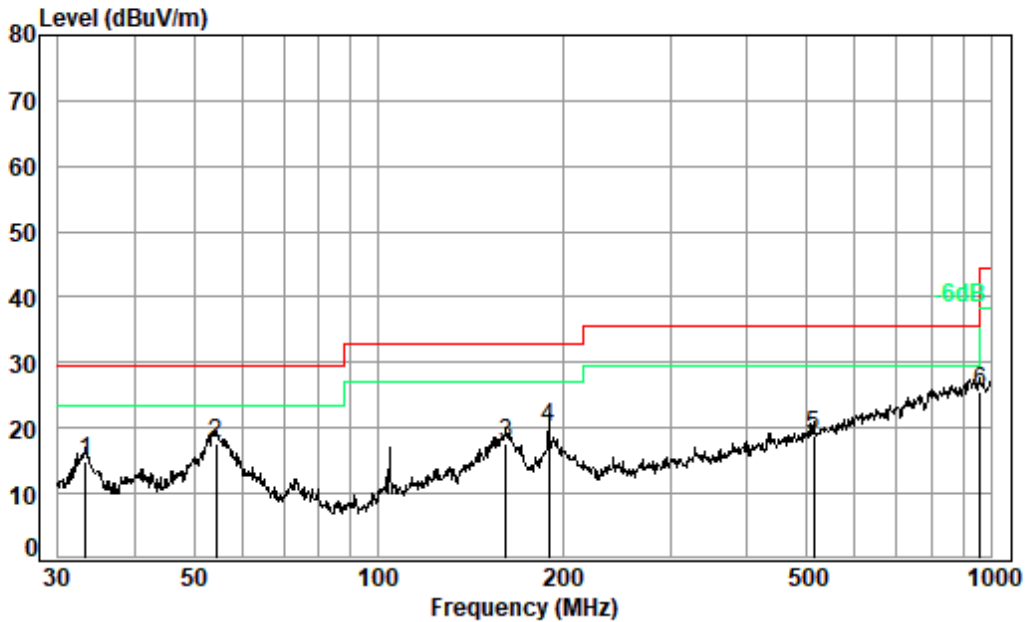
	Read Freq	Ant Level	Ant Factor	Cable Loss	Preamp Factor	Level	Limit	Over	Remark
	MHz	dBuV	dB/m	dB	dB	dBuV/m	dBuV/m	dB	
1	54.643	32.69	17.28	0.53	32.49	18.01	29.50	-11.49	QP
2	146.888	30.70	17.40	0.91	32.40	16.61	33.00	-16.39	QP
3	181.920	33.01	15.77	1.05	32.40	17.43	33.00	-15.57	QP
4	230.907	32.97	15.65	1.21	32.37	17.46	35.60	-18.14	QP
5	307.831	30.50	17.86	1.43	32.30	17.49	35.60	-18.11	QP
6 pp	906.482	27.81	27.71	2.58	31.39	26.71	35.60	-8.89	QP



Unless otherwise agreed in writing, this document is issued by the Company subject to its General Conditions of Service printed overleaf, available on request or accessible at <https://www.sgs.com/en/Terms-and-Conditions>. Attention is drawn to the limitation of liability, indemnification and jurisdiction issues defined therein. Any holder of this document is advised that information contained hereon reflects the Company's findings at the time of its intervention only and within the limits of Client's instructions, if any. The Company's sole responsibility is to its Client and this document does not exonerate parties to a transaction from exercising all their rights and obligations under the transaction documents. This document cannot be reproduced except in full, without prior written approval of the Company. Any unauthorized alteration, forgery or falsification of the content or appearance of this document is unlawful and offenders may be prosecuted to the fullest extent of the law. Unless otherwise stated the results shown in this test report refer only to the sample(s) tested and such sample(s) are retained for 30 days only.

Attention: To check the authenticity of testing /inspection report & certificate, please contact us at telephone: (86-755) 8307 1443, or email: CN.Doccheck@sgs.com
 No.1 Workshop, M-10, Middle Section, Science & Technology Park, Nanshan District, Shenzhen, Guangdong, China 518057 t (86-755) 26012053 f (86-755) 26710594 www.sgs.com.cn
 中国·广东·深圳市南山区科技园中区M-10栋1号厂房 邮编: 518057 t (86-755) 26012053 f (86-755) 26710594 sgs.china@sgs.com

Test Mode: 29; Polarity: Vertical



Condition: 10m VERTICAL

Job No. : 03978AT

Test Mode: 29

	Read Freq	Ant Level	Ant Factor	Cable Loss	Preamp Factor	Level	Limit Line	Over Limit	Remark
	MHz	dBuV	dB/m	dB	dB	dBuV/m	dBuV/m	dB	
1	33.328	30.61	16.30	0.41	32.50	14.82	29.50	-14.68	QP
2	54.261	32.18	17.28	0.53	32.49	17.50	29.50	-12.00	QP
3	161.474	31.69	17.35	0.97	32.40	17.61	33.00	-15.39	QP
4	189.739	36.08	15.31	1.08	32.40	20.07	33.00	-12.93	QP
5	513.633	27.23	22.22	1.86	32.31	19.00	35.60	-16.60	QP
6 pp	958.794	25.87	28.34	2.63	31.28	25.56	35.60	-10.04	QP



Unless otherwise agreed in writing, this document is issued by the Company subject to its General Conditions of Service printed overleaf, available on request or accessible at <https://www.sgs.com/en/Terms-and-Conditions>. Attention is drawn to the limitation of liability, indemnification and jurisdiction issues defined therein. Any holder of this document is advised that information contained hereon reflects the Company's findings at the time of its intervention only and within the limits of Client's instructions, if any. The Company's sole responsibility is to its Client and this document does not exonerate parties to a transaction from exercising all their rights and obligations under the transaction documents. This document cannot be reproduced except in full, without prior written approval of the Company. Any unauthorized alteration, forgery or falsification of the content or appearance of this document is unlawful and offenders may be prosecuted to the fullest extent of the law. Unless otherwise stated the results shown in this test report refer only to the sample(s) tested and such sample(s) are retained for 30 days only.

Attention: To check the authenticity of testing /inspection report & certificate, please contact us at telephone: (86-755) 8307 1443, or email: CN.Doccheck@sgs.com

6.3 Radiated Emissions (Above 1GHz)

Test Requirement: 47 CFR Part 15, Subpart B

Test Method: ANSI C63.4:2014

Measurement Distance: 3m

Limit:

Above 1GHz 74(dBµV/m) peak, 54(dBµV/m) average at 3m distance
83.54(dBµV/m) peak, 63.54(dBµV/m) average at 1m distance

Detector: Peak for pre-scan (1MHz resolution bandwidth) 1GHz to 40GHz

6.3.1 E.U.T. Operation

Operating Environment:

Temperature: 22.8 °C Humidity: 71.6 % RH Atmospheric Pressure: 1000 mbar

6.3.2 Test Mode Description

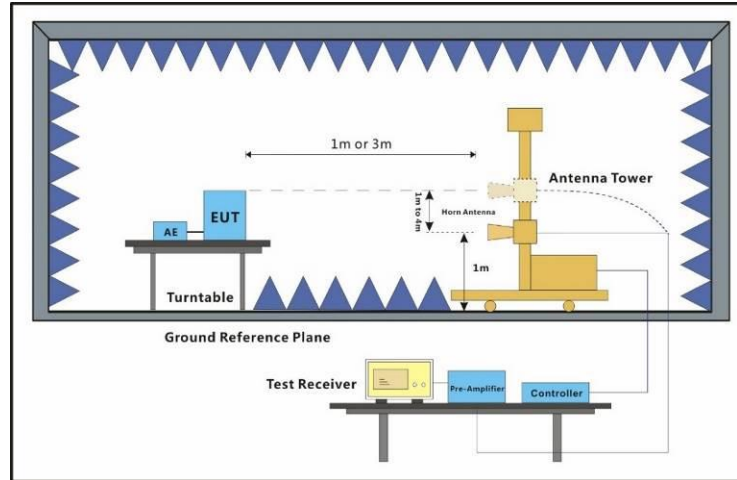
Pre-scan / Final test	Mode Code	Description
Final test	00	Transfer data between the EUT1 and the PC+USB Cable1
Final test	01	Transfer data between the EUT2 and the PC+USB Cable2
Final test	02	Transfer data between the EUT3 and the PC+USB Cable1
Final test	03	Transfer data between the EUT4 and the PC+USB Cable1
Final test	04	BT+WLAN2.4G+EUT1+Playing MP4+USB Cable1+adapter1
Final test	05	BT+WLAN5G+EUT2+camera(Front)+USB Cable1+adapter2
Final test	06	BT+WLAN2.4G+EUT3+camera(Back)+USB Cable1+adapter2
Final test	07	BT+WLAN2.4G+EUT4+camera(Back)+USB Cable1+adapter2
Final test	08	GSM850+BT+WLAN5G+GNSS+EUT1+USB Cable1+adapter2+earphone
Final test	28	BT+WLAN2.4G+EUT4+camera(Back)+USB Cable1+adapter2
Final test	29	BT+WLAN2.4G+EUT4+camera(Back)+USB Cable1+adapter2+Keyboard



Unless otherwise agreed in writing, this document is issued by the Company subject to its General Conditions of Service printed overleaf, available on request or accessible at <https://www.sgs.com/en/Terms-and-Conditions>. Attention is drawn to the limitation of liability, indemnification and jurisdiction issues defined therein. Any holder of this document is advised that information contained hereon reflects the Company's findings at the time of its intervention only and within the limits of Client's instructions, if any. The Company's sole responsibility is to its Client and this document does not exonerate parties to a transaction from exercising all their rights and obligations under the transaction documents. This document cannot be reproduced except in full, without prior written approval of the Company. Any unauthorized alteration, forgery or falsification of the content or appearance of this document is unlawful and offenders may be prosecuted to the fullest extent of the law. Unless otherwise stated the results shown in this test report refer only to the sample(s) tested and such sample(s) are retained for 30 days only.

Attention: To check the authenticity of testing /inspection report & certificate, please contact us at telephone: (86-755) 8307 1443, or email: CN.Doccheck@sgs.com
 No.1 Workshop, M-10, Middle Section, Science & Technology Park, Nanshan District, Shenzhen, Guangdong, China 518057 t (86-755) 26012053 f (86-755) 26710594 www.sgsgroup.com.cn
 中国·广东·深圳市南山区科技园中区M-10栋1号厂房 邮编: 518057 t (86-755) 26012053 f (86-755) 26710594 sgs.china@sgs.com

6.3.3 Test Setup Diagram



6.3.4 Measurement Procedure and Data

An initial pre-scan was performed in the chamber using the spectrum analyser in peak detection mode. Average measurements were conducted based on the peak sweep graph. The EUT was measured by Horn antenna with 2 orthogonal polarities.

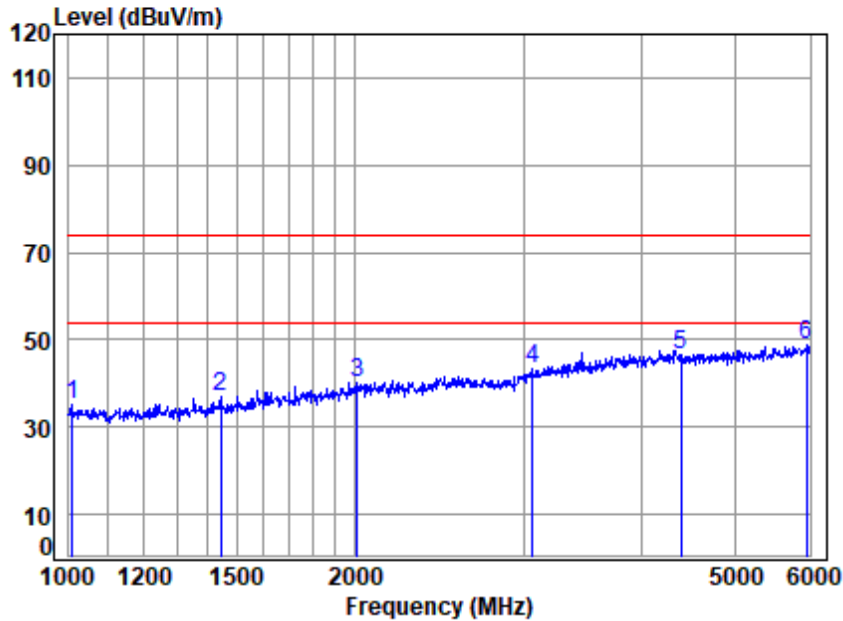
The red line show in graphic is the limit in standard used in this section.

Remark: $Level = Read\ Level + Cable\ Loss + Antenna\ Factor - Preamp\ Factor$



Test data for original report of SZCR230900288201:

Test Mode: 00; Polarity: Horizontal



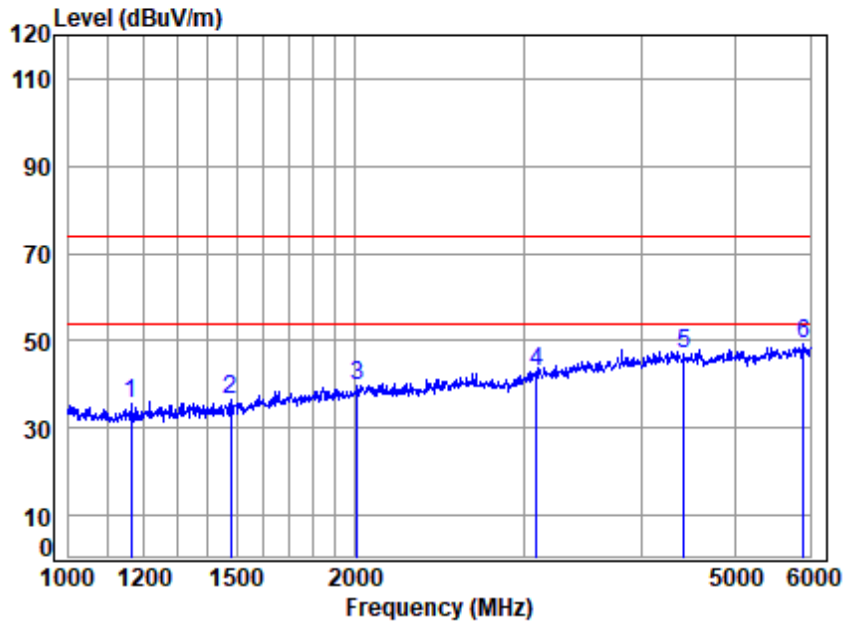
Site : chamber
 Condition: 3m HORIZONTAL
 Job No : 02882AT
 Mode : 00

	Freq	Cable Loss	Ant Factor	Preamp Factor	Read Level	Limit Level	Over Line	Over Limit	Remark
	MHz	dB	dB/m	dB	dBuV	dBuV/m	dBuV/m	dB	
1	1008.999	3.21	24.89	38.37	45.21	34.94	74.00	-39.06	peak
2	1443.846	3.98	25.18	37.02	44.83	36.97	74.00	-37.03	peak
3	2007.709	4.69	28.15	35.79	43.04	40.09	74.00	-33.91	peak
4	3069.889	5.68	31.34	35.36	41.75	43.41	74.00	-30.59	peak
5	4392.917	7.05	33.51	34.60	40.63	46.59	74.00	-27.41	peak
6 q	5946.487	8.13	34.89	35.04	40.64	48.62	74.00	-25.38	peak



Unless otherwise agreed in writing, this document is issued by the Company subject to its General Conditions of Service printed overleaf, available on request or accessible at <https://www.sgs.com/en/Terms-and-Conditions>. Attention is drawn to the limitation of liability, indemnification and jurisdiction issues defined therein. Any holder of this document is advised that information contained hereon reflects the Company's findings at the time of its intervention only and within the limits of Client's instructions, if any. The Company's sole responsibility is to its Client and this document does not exonerate parties to a transaction from exercising all their rights and obligations under the transaction documents. This document cannot be reproduced except in full, without prior written approval of the Company. Any unauthorized alteration, forgery or falsification of the content or appearance of this document is unlawful and offenders may be prosecuted to the fullest extent of the law. Unless otherwise stated the results shown in this test report refer only to the sample(s) tested and such sample(s) are retained for 30 days only.

Test Mode: 00; Polarity: Vertical



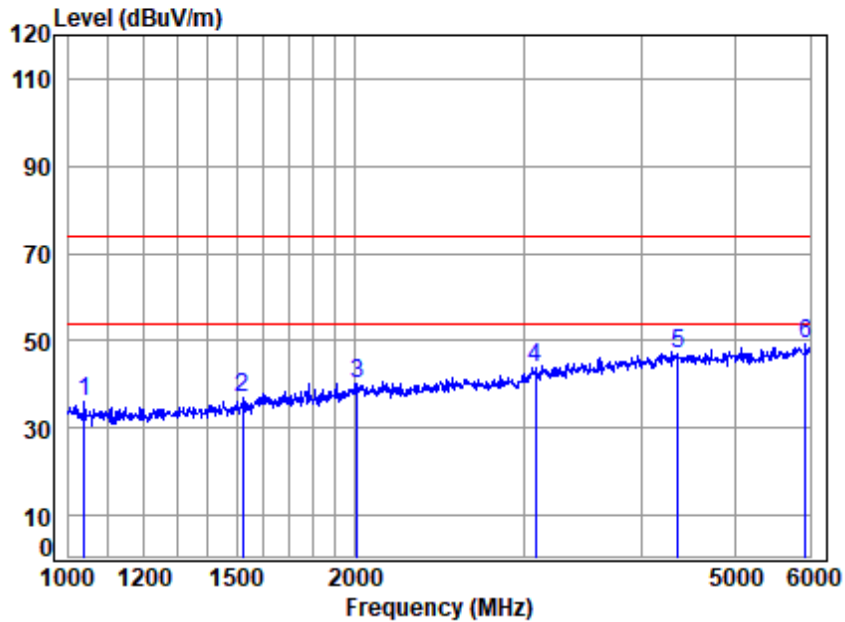
Site : chamber
 Condition: 3m VERTICAL
 Job No : 02882AT
 Mode : 00

	Freq	Cable Loss	Ant Factor	Preamp Factor	Read Level	Limit Level	Over Limit	Remark
	MHz	dB	dB/m	dB	dBuV	dBuV/m	dBuV/m	dB
1	1162.424	3.51	24.25	37.83	45.45	35.38	74.00	-38.62 peak
2	1477.873	4.03	25.31	36.93	43.91	36.32	74.00	-37.68 peak
3	2007.709	4.69	28.15	35.79	42.68	39.73	74.00	-34.27 peak
4	3097.515	5.71	31.40	35.33	41.22	43.00	74.00	-31.00 peak
5	4424.514	7.07	33.50	34.62	40.93	46.88	74.00	-27.12 peak
6 q	5904.021	8.10	34.81	35.03	41.34	49.22	74.00	-24.78 peak



Unless otherwise agreed in writing, this document is issued by the Company subject to its General Conditions of Service printed overleaf, available on request or accessible at <https://www.sgs.com/en/Terms-and-Conditions>. Attention is drawn to the limitation of liability, indemnification and jurisdiction issues defined therein. Any holder of this document is advised that information contained hereon reflects the Company's findings at the time of its intervention only and within the limits of Client's instructions, if any. The Company's sole responsibility is to its Client and this document does not exonerate parties to a transaction from exercising all their rights and obligations under the transaction documents. This document cannot be reproduced except in full, without prior written approval of the Company. Any unauthorized alteration, forgery or falsification of the content or appearance of this document is unlawful and offenders may be prosecuted to the fullest extent of the law. Unless otherwise stated the results shown in this test report refer only to the sample(s) tested and such sample(s) are retained for 30 days only.

Test Mode: 01; Polarity: Horizontal



Site : chamber
 Condition: 3m HORIZONTAL
 Job No : 02882AT
 Mode : 01

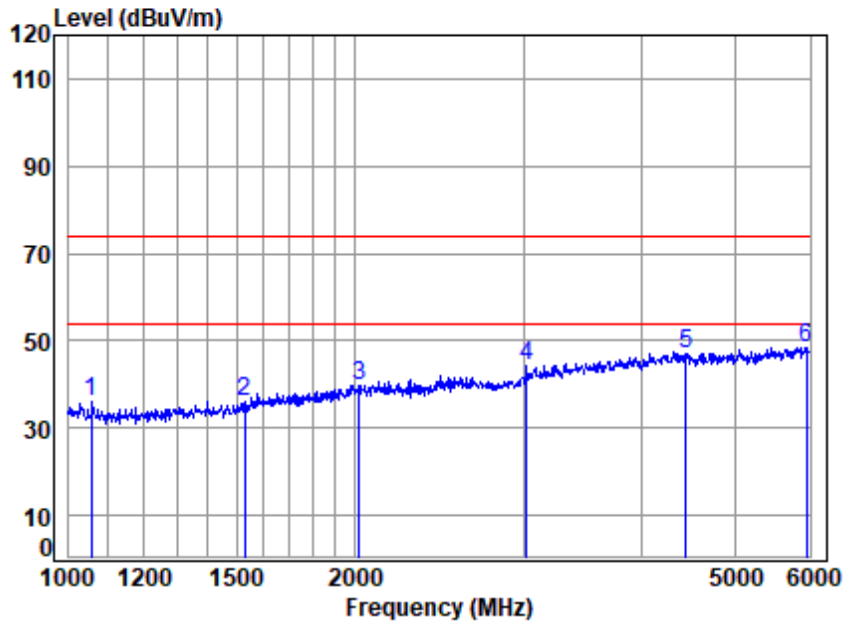
	Freq	Cable Loss	Ant Factor	Preamp Factor	Read Level	Limit Level	Limit Line	Over Limit	Remark
	MHz	dB	dB/m	dB	dBuV	dBuV/m	dBuV/m	dB	
1	1038.344	3.27	24.54	38.26	46.46	36.01	74.00	-37.99	peak
2	1520.854	4.09	25.61	36.82	44.18	37.06	74.00	-36.94	peak
3	2007.709	4.69	28.15	35.79	43.26	40.31	74.00	-33.69	peak
4	3086.435	5.70	31.37	35.34	41.98	43.71	74.00	-30.29	peak
5	4361.545	7.03	33.58	34.58	40.83	46.86	74.00	-27.14	peak
6 q	5935.842	8.13	34.87	35.04	41.37	49.33	74.00	-24.67	peak



Unless otherwise agreed in writing, this document is issued by the Company subject to its General Conditions of Service printed overleaf, available on request or accessible at <https://www.sgs.com/en/Terms-and-Conditions>. Attention is drawn to the limitation of liability, indemnification and jurisdiction issues defined therein. Any holder of this document is advised that information contained hereon reflects the Company's findings at the time of its intervention only and within the limits of Client's instructions, if any. The Company's sole responsibility is to its Client and this document does not exonerate parties to a transaction from exercising all their rights and obligations under the transaction documents. This document cannot be reproduced except in full, without prior written approval of the Company. Any unauthorized alteration, forgery or falsification of the content or appearance of this document is unlawful and offenders may be prosecuted to the fullest extent of the law. Unless otherwise stated the results shown in this test report refer only to the sample(s) tested and such sample(s) are retained for 30 days only.

Attention: To check the authenticity of testing /inspection report & certificate, please contact us at telephone: (86-755) 8307 1443, or email: CN.Doccheck@sgs.com
 No.1 Workshop, M-10, Middle Section, Science & Technology Park, Nanshan District, Shenzhen, Guangdong, China 518057 t (86-755) 26012053 f (86-755) 26710594 www.sgs.com.cn
 中国·广东·深圳市南山区科技园中区M-10栋1号厂房 邮编: 518057 t (86-755) 26012053 f (86-755) 26710594 sgs.china@sgs.com

Test Mode: 01; Polarity: Vertical



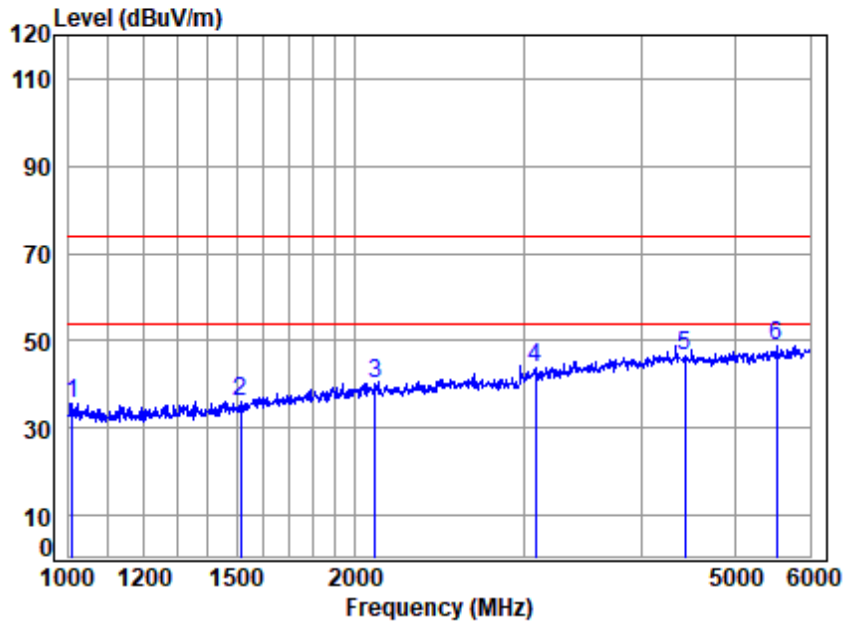
Site : chamber
 Condition: 3m VERTICAL
 Job No : 02882AT
 Mode : 01

	Freq	Cable Loss	Ant Factor	Preamp Factor	Read Level	Limit Level	Over Line	Limit	Over Limit	Remark
	MHz	dB	dB/m	dB	dBuV	dBuV/m	dBuV/m	dB	dB	
1	1057.116	3.31	24.34	38.19	46.67	36.13	74.00	-37.87	peak	
2	1529.051	4.10	25.69	36.80	43.03	36.02	74.00	-37.98	peak	
3	2018.530	4.70	28.21	35.78	42.74	39.87	74.00	-34.13	peak	
4	3026.199	5.62	31.06	35.42	42.82	44.08	74.00	-29.92	peak	
5	4440.397	7.08	33.50	34.63	41.07	47.02	74.00	-26.98	peak	
6	5946.487	8.13	34.89	35.04	40.52	48.50	74.00	-25.50	peak	



Unless otherwise agreed in writing, this document is issued by the Company subject to its General Conditions of Service printed overleaf, available on request or accessible at <https://www.sgs.com/en/Terms-and-Conditions>. Attention is drawn to the limitation of liability, indemnification and jurisdiction issues defined therein. Any holder of this document is advised that information contained hereon reflects the Company's findings at the time of its intervention only and within the limits of Client's instructions, if any. The Company's sole responsibility is to its Client and this document does not exonerate parties to a transaction from exercising all their rights and obligations under the transaction documents. This document cannot be reproduced except in full, without prior written approval of the Company. Any unauthorized alteration, forgery or falsification of the content or appearance of this document is unlawful and offenders may be prosecuted to the fullest extent of the law. Unless otherwise stated the results shown in this test report refer only to the sample(s) tested and such sample(s) are retained for 30 days only.

Test Mode: 02; Polarity: Horizontal



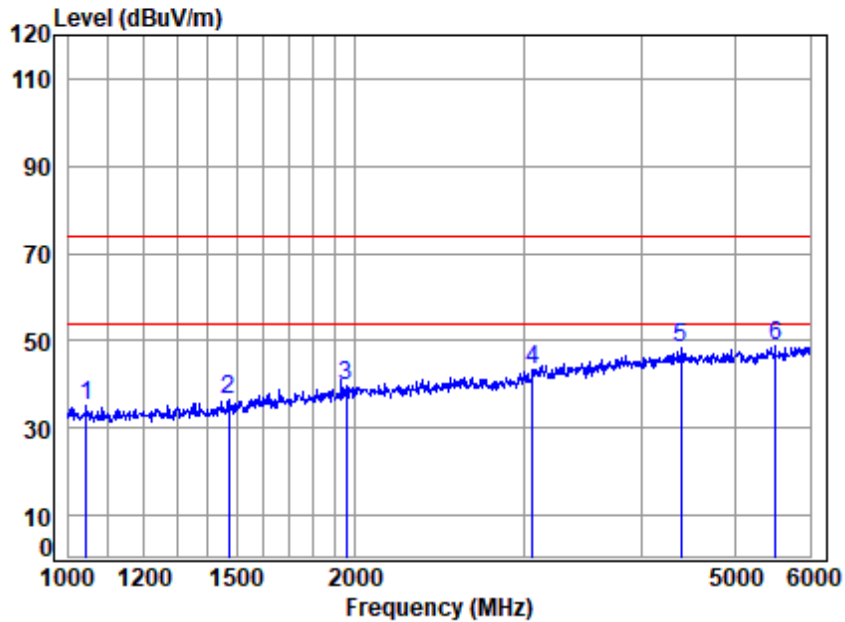
Site : chamber
 Condition: 3m HORIZONTAL
 Job No : 02882AT
 Mode : 02

	Freq	Cable Loss	Ant Factor	Preamp Factor	Read Level	Limit Level	Over Limit	Remark
	MHz	dB	dB/m	dB	dBuV	dBuV/m	dBuV/m	dB
1	1008.999	3.21	24.89	38.37	45.83	35.56	74.00	-38.44 peak
2	1515.413	4.08	25.56	36.83	43.43	36.24	74.00	-37.76 peak
3	2099.687	4.79	28.50	35.75	42.82	40.36	74.00	-33.64 peak
4	3091.970	5.71	31.38	35.33	41.82	43.58	74.00	-30.42 peak
5	4432.448	7.08	33.50	34.63	40.77	46.72	74.00	-27.28 peak
6	5535.214	7.84	34.60	35.01	41.19	48.62	74.00	-25.38 peak



Unless otherwise agreed in writing, this document is issued by the Company subject to its General Conditions of Service printed overleaf, available on request or accessible at <https://www.sgs.com/en/Terms-and-Conditions>. Attention is drawn to the limitation of liability, indemnification and jurisdiction issues defined therein. Any holder of this document is advised that information contained hereon reflects the Company's findings at the time of its intervention only and within the limits of Client's instructions, if any. The Company's sole responsibility is to its Client and this document does not exonerate parties to a transaction from exercising all their rights and obligations under the transaction documents. This document cannot be reproduced except in full, without prior written approval of the Company. Any unauthorized alteration, forgery or falsification of the content or appearance of this document is unlawful and offenders may be prosecuted to the fullest extent of the law. Unless otherwise stated the results shown in this test report refer only to the sample(s) tested and such sample(s) are retained for 30 days only.

Test Mode: 02; Polarity: Vertical



Site : chamber
 Condition: 3m VERTICAL
 Job No : 02882AT
 Mode : 02

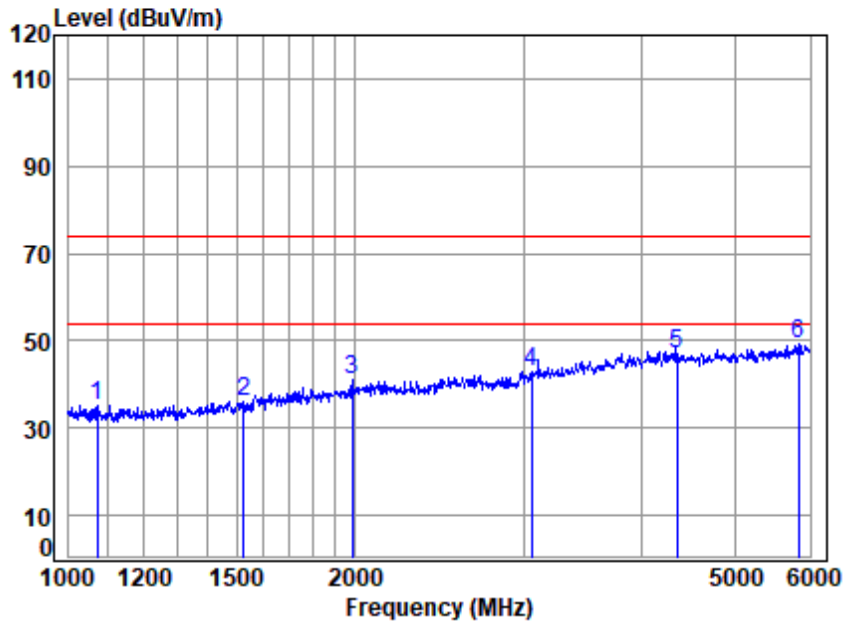
	Freq	Cable Loss	Ant Factor	Preamp Factor	Read Level	Limit Level	Over Limit	Remark
	MHz	dB	dB/m	dB	dBuV	dBuV/m	dBuV/m	dB
1	1043.940	3.28	24.47	38.24	45.50	35.01	74.00	-38.99 peak
2	1472.586	4.02	25.29	36.94	44.05	36.42	74.00	-37.58 peak
3	1954.468	4.63	27.74	35.88	43.40	39.89	74.00	-34.11 peak
4	3064.394	5.67	31.33	35.37	41.64	43.27	74.00	-30.73 peak
5	4392.917	7.05	33.51	34.60	42.58	48.54	74.00	-25.46 peak
6 q	5515.415	7.83	34.60	35.01	41.19	48.61	74.00	-25.39 peak



Unless otherwise agreed in writing, this document is issued by the Company subject to its General Conditions of Service printed overleaf, available on request or accessible at <https://www.sgs.com/en/Terms-and-Conditions>. Attention is drawn to the limitation of liability, indemnification and jurisdiction issues defined therein. Any holder of this document is advised that information contained hereon reflects the Company's findings at the time of its intervention only and within the limits of Client's instructions, if any. The Company's sole responsibility is to its Client and this document does not exonerate parties to a transaction from exercising all their rights and obligations under the transaction documents. This document cannot be reproduced except in full, without prior written approval of the Company. Any unauthorized alteration, forgery or falsification of the content or appearance of this document is unlawful and offenders may be prosecuted to the fullest extent of the law. Unless otherwise stated the results shown in this test report refer only to the sample(s) tested and such sample(s) are retained for 30 days only.

Attention: To check the authenticity of testing /inspection report & certificate, please contact us at telephone: (86-755) 8307 1443, or email: CN.Doccheck@sgs.com
 No.1 Workshop, M-10, Middle Section, Science & Technology Park, Nanshan District, Shenzhen, Guangdong, China 518057 t (86-755) 26012053 f (86-755) 26710594 www.sgs.com.cn
 中国·广东·深圳市南山区科技园中区M-10栋1号厂房 邮编: 518057 t (86-755) 26012053 f (86-755) 26710594 sgs.china@sgs.com

Test Mode: 03; Polarity: Horizontal



Site : chamber
 Condition: 3m HORIZONTAL
 Job No : 02882AT
 Mode : 03

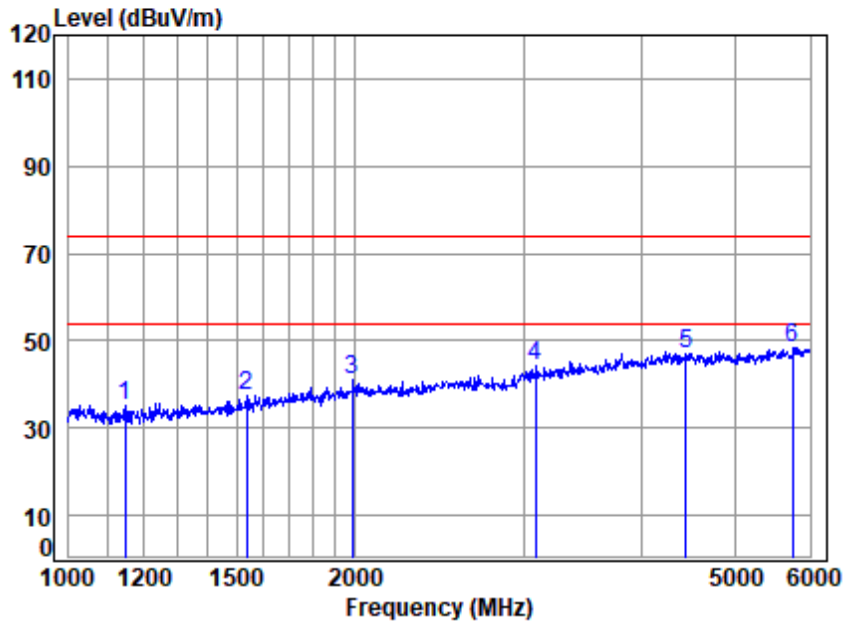
	Freq	Cable Loss	Ant Factor	Preamp Factor	Read Level	Limit Level	Over Limit	Remark
	MHz	dB	dB/m	dB	dBuV	dBuV/m	dBuV/m	dB
1	1072.378	3.34	24.22	38.14	45.83	35.25	74.00	-38.75 peak
2	1526.313	4.10	25.67	36.81	42.91	35.87	74.00	-38.13 peak
3	1982.685	4.66	27.96	35.82	44.21	41.01	74.00	-32.99 peak
4	3058.908	5.66	31.32	35.37	41.43	43.04	74.00	-30.96 peak
5	4353.737	7.03	33.59	34.58	40.77	46.81	74.00	-27.19 peak
6 q	5830.433	8.05	34.66	35.03	41.59	49.27	74.00	-24.73 peak



Unless otherwise agreed in writing, this document is issued by the Company subject to its General Conditions of Service printed overleaf, available on request or accessible at <https://www.sgs.com/en/Terms-and-Conditions>. Attention is drawn to the limitation of liability, indemnification and jurisdiction issues defined therein. Any holder of this document is advised that information contained hereon reflects the Company's findings at the time of its intervention only and within the limits of Client's instructions, if any. The Company's sole responsibility is to its Client and this document does not exonerate parties to a transaction from exercising all their rights and obligations under the transaction documents. This document cannot be reproduced except in full, without prior written approval of the Company. Any unauthorized alteration, forgery or falsification of the content or appearance of this document is unlawful and offenders may be prosecuted to the fullest extent of the law. Unless otherwise stated the results shown in this test report refer only to the sample(s) tested and such sample(s) are retained for 30 days only.

Attention: To check the authenticity of testing /inspection report & certificate, please contact us at telephone: (86-755) 8307 1443, or email: CN.Doccheck@sgs.com
 No.1 Workshop, M-10, Middle Section, Science & Technology Park, Nanshan District, Shenzhen, Guangdong, China 518057 t (86-755) 26012053 f (86-755) 26710594 www.sgs.com.cn
 中国·广东·深圳市南山区科技园中区M-10栋1号厂房 邮编: 518057 t (86-755) 26012053 f (86-755) 26710594 sgs.china@sgs.com

Test Mode: 03; Polarity: Vertical



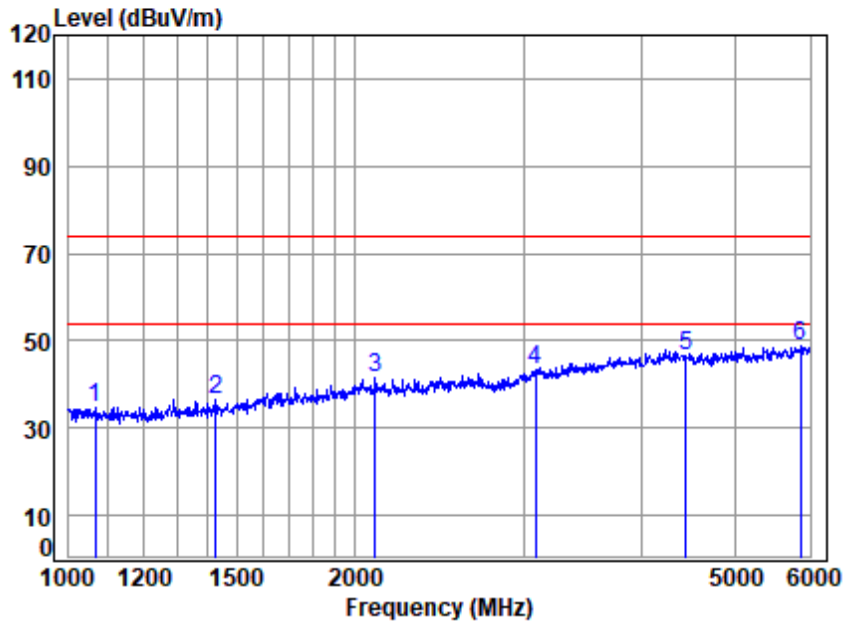
Site : chamber
 Condition: 3m VERTICAL
 Job No : 02882AT
 Mode : 03

	Freq	Cable Loss	Ant Factor	Preamp Factor	Read Level	Limit Level	Over Limit	Remark
	MHz	dB	dB/m	dB	dBuV	dBuV/m	dBuV/m	dB
1	1145.881	3.48	24.18	37.89	45.48	35.25	74.00	-38.75 peak
2	1537.292	4.11	25.77	36.78	44.15	37.25	74.00	-36.75 peak
3	1986.241	4.67	27.99	35.82	44.15	40.99	74.00	-33.01 peak
4	3091.970	5.71	31.38	35.33	42.32	44.08	74.00	-29.92 peak
5	4440.397	7.08	33.50	34.63	40.92	46.87	74.00	-27.13 peak
6 q	5757.763	8.00	34.52	35.03	40.88	48.37	74.00	-25.63 peak



Unless otherwise agreed in writing, this document is issued by the Company subject to its General Conditions of Service printed overleaf, available on request or accessible at <https://www.sgs.com/en/Terms-and-Conditions>. Attention is drawn to the limitation of liability, indemnification and jurisdiction issues defined therein. Any holder of this document is advised that information contained hereon reflects the Company's findings at the time of its intervention only and within the limits of Client's instructions, if any. The Company's sole responsibility is to its Client and this document does not exonerate parties to a transaction from exercising all their rights and obligations under the transaction documents. This document cannot be reproduced except in full, without prior written approval of the Company. Any unauthorized alteration, forgery or falsification of the content or appearance of this document is unlawful and offenders may be prosecuted to the fullest extent of the law. Unless otherwise stated the results shown in this test report refer only to the sample(s) tested and such sample(s) are retained for 30 days only.

Test Mode: 04; Polarity: Horizontal



Site : chamber
 Condition: 3m HORIZONTAL
 Job No : 02882AT
 Mode : 04

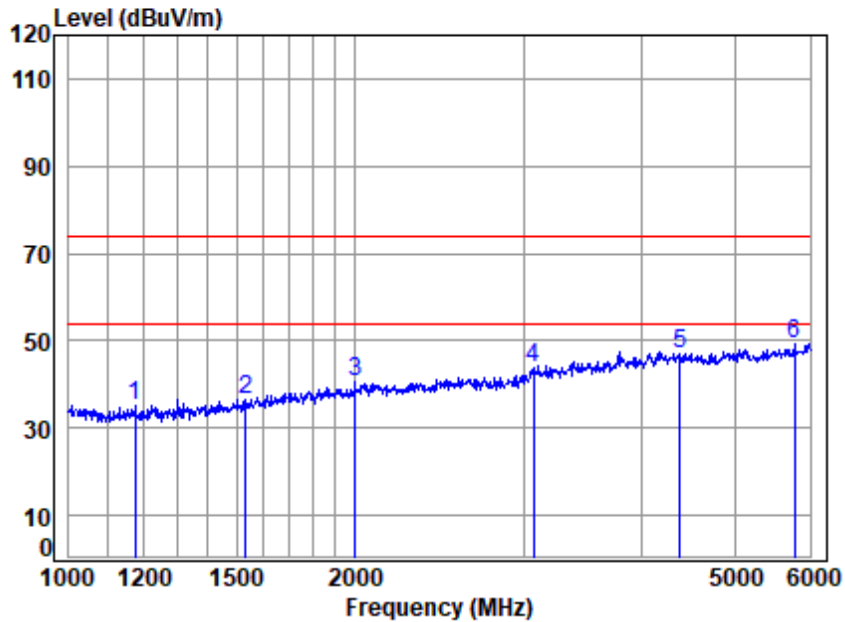
	Freq	Cable Loss	Ant Factor	Preamp Factor	Read Level	Limit Level	Limit Line	Over Limit	Remark
	MHz	dB	dB/m	dB	dBuV	dBuV/m	dBuV/m	dB	
1	1066.629	3.33	24.26	38.16	45.31	34.74	74.00	-39.26	peak
2	1428.407	3.96	25.11	37.06	44.44	36.45	74.00	-37.55	peak
3	2099.687	4.79	28.50	35.75	43.95	41.49	74.00	-32.51	peak
4	3086.435	5.70	31.37	35.34	41.52	43.25	74.00	-30.75	peak
5	4448.361	7.09	33.50	34.64	40.55	46.50	74.00	-27.50	peak
6	5861.858	8.08	34.72	35.03	40.97	48.74	74.00	-25.26	peak



Unless otherwise agreed in writing, this document is issued by the Company subject to its General Conditions of Service printed overleaf, available on request or accessible at <https://www.sgs.com/en/Terms-and-Conditions>. Attention is drawn to the limitation of liability, indemnification and jurisdiction issues defined therein. Any holder of this document is advised that information contained hereon reflects the Company's findings at the time of its intervention only and within the limits of Client's instructions, if any. The Company's sole responsibility is to its Client and this document does not exonerate parties to a transaction from exercising all their rights and obligations under the transaction documents. This document cannot be reproduced except in full, without prior written approval of the Company. Any unauthorized alteration, forgery or falsification of the content or appearance of this document is unlawful and offenders may be prosecuted to the fullest extent of the law. Unless otherwise stated the results shown in this test report refer only to the sample(s) tested and such sample(s) are retained for 30 days only.

Attention: To check the authenticity of testing /inspection report & certificate, please contact us at telephone: (86-755) 8307 1443, or email: CN.Doccheck@sgs.com
 No.1 Workshop, M-10, Middle Section, Science & Technology Park, Nanshan District, Shenzhen, Guangdong, China 518057 t (86-755) 26012053 f (86-755) 26710594 www.sgs.com.cn
 中国·广东·深圳市南山区科技园中区M-10栋1号厂房 邮编: 518057 t (86-755) 26012053 f (86-755) 26710594 sgs.china@sgs.com

Test Mode: 04; Polarity: Vertical



Site : chamber
 Condition: 3m VERTICAL
 Job No : 02882AT
 Mode : 04

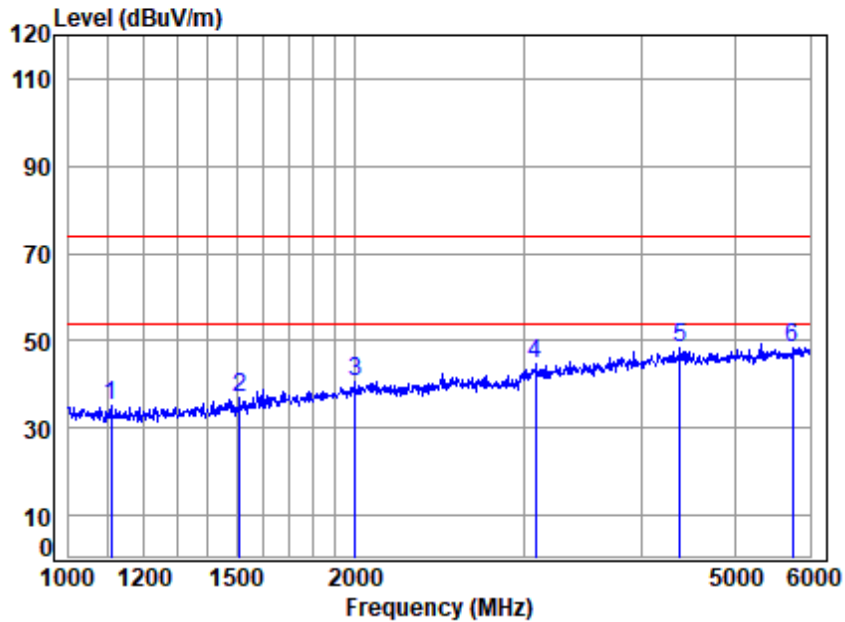
	Freq	Cable Loss	Ant Factor	Preamp Factor	Read Level	Limit Level	Over Line	Limit	Over Limit	Remark
	MHz	dB	dB/m	dB	dBuV	dBuV/m	dBuV/m	dB	dB	
1	1174.989	3.54	24.30	37.79	45.16	35.21	74.00	-38.79	peak	
2	1534.540	4.11	25.75	36.79	43.61	36.68	74.00	-37.32	peak	
3	1996.946	4.68	28.08	35.80	43.71	40.67	74.00	-33.33	peak	
4	3075.395	5.68	31.35	35.35	41.92	43.60	74.00	-30.40	peak	
5	4377.203	7.04	33.55	34.59	41.17	47.17	74.00	-26.83	peak	
6	5778.433	8.02	34.56	35.03	41.61	49.16	74.00	-24.84	peak	



Unless otherwise agreed in writing, this document is issued by the Company subject to its General Conditions of Service printed overleaf, available on request or accessible at <https://www.sgs.com/en/Terms-and-Conditions>. Attention is drawn to the limitation of liability, indemnification and jurisdiction issues defined therein. Any holder of this document is advised that information contained hereon reflects the Company's findings at the time of its intervention only and within the limits of Client's instructions, if any. The Company's sole responsibility is to its Client and this document does not exonerate parties to a transaction from exercising all their rights and obligations under the transaction documents. This document cannot be reproduced except in full, without prior written approval of the Company. Any unauthorized alteration, forgery or falsification of the content or appearance of this document is unlawful and offenders may be prosecuted to the fullest extent of the law. Unless otherwise stated the results shown in this test report refer only to the sample(s) tested and such sample(s) are retained for 30 days only.

Attention: To check the authenticity of testing /inspection report & certificate, please contact us at telephone: (86-755) 8307 1443, or email: CN.Doccheck@sgs.com
 No.1 Workshop, M-10, Middle Section, Science & Technology Park, Nanshan District, Shenzhen, Guangdong, China 518057 t (86-755) 26012053 f (86-755) 26710594 www.sgs.com.cn
 中国·广东·深圳市南山区科技园中区M-10栋1号厂房 邮编: 518057 t (86-755) 26012053 f (86-755) 26710594 sgs.china@sgs.com

Test Mode: 05; Polarity: Horizontal



Site : chamber
 Condition: 3m HORIZONTAL
 Job No : 02882AT
 Mode : 05

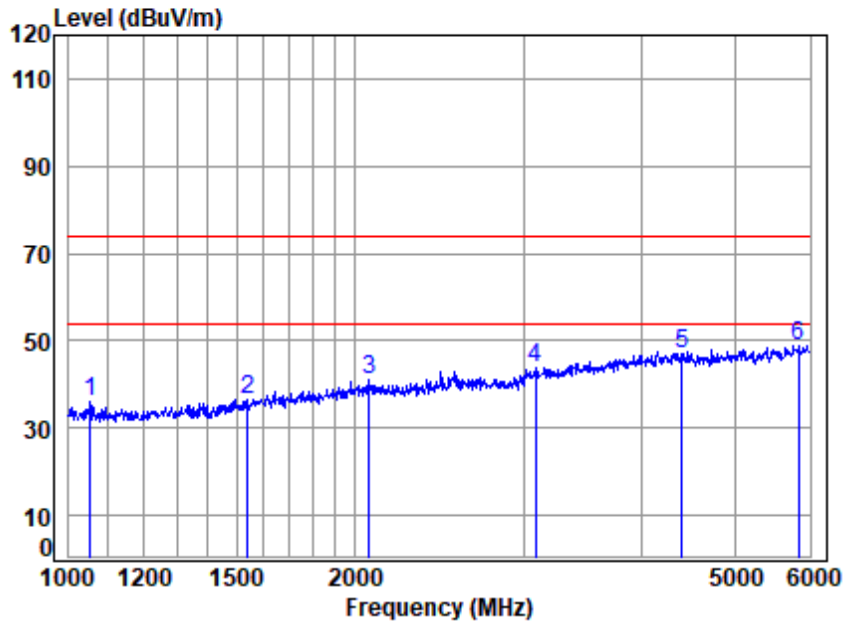
	Freq	Cable Loss	Ant Factor	Preamp Factor	Read Level	Limit Level	Over Limit	Remark
	MHz	dB	dB/m	dB	dBuV	dBuV/m	dBuV/m	dB
1	1107.528	3.41	24.03	38.02	45.52	34.94	74.00	-39.06 peak
2	1512.700	4.08	25.53	36.84	44.38	37.15	74.00	-36.85 peak
3	1996.946	4.68	28.08	35.80	43.72	40.68	74.00	-33.32 peak
4	3091.970	5.71	31.38	35.33	42.99	44.75	74.00	-29.25 peak
5	4385.052	7.05	33.53	34.60	42.17	48.15	74.00	-25.85 peak
6 q	5757.763	8.00	34.52	35.03	41.06	48.55	74.00	-25.45 peak



Unless otherwise agreed in writing, this document is issued by the Company subject to its General Conditions of Service printed overleaf, available on request or accessible at <https://www.sgs.com/en/Terms-and-Conditions>. Attention is drawn to the limitation of liability, indemnification and jurisdiction issues defined therein. Any holder of this document is advised that information contained hereon reflects the Company's findings at the time of its intervention only and within the limits of Client's instructions, if any. The Company's sole responsibility is to its Client and this document does not exonerate parties to a transaction from exercising all their rights and obligations under the transaction documents. This document cannot be reproduced except in full, without prior written approval of the Company. Any unauthorized alteration, forgery or falsification of the content or appearance of this document is unlawful and offenders may be prosecuted to the fullest extent of the law. Unless otherwise stated the results shown in this test report refer only to the sample(s) tested and such sample(s) are retained for 30 days only.

Attention: To check the authenticity of testing /inspection report & certificate, please contact us at telephone: (86-755) 8307 1443, or email: CN.Doccheck@sgs.com
 No.1 Workshop, M-10, Middle Section, Science & Technology Park, Nanshan District, Shenzhen, Guangdong, China 518057 t (86-755) 26012053 f (86-755) 26710594 www.sgs.com.cn
 中国·广东·深圳市南山区科技园中区M-10栋1号厂房 邮编: 518057 t (86-755) 26012053 f (86-755) 26710594 sgs.china@sgs.com

Test Mode: 05; Polarity: Vertical



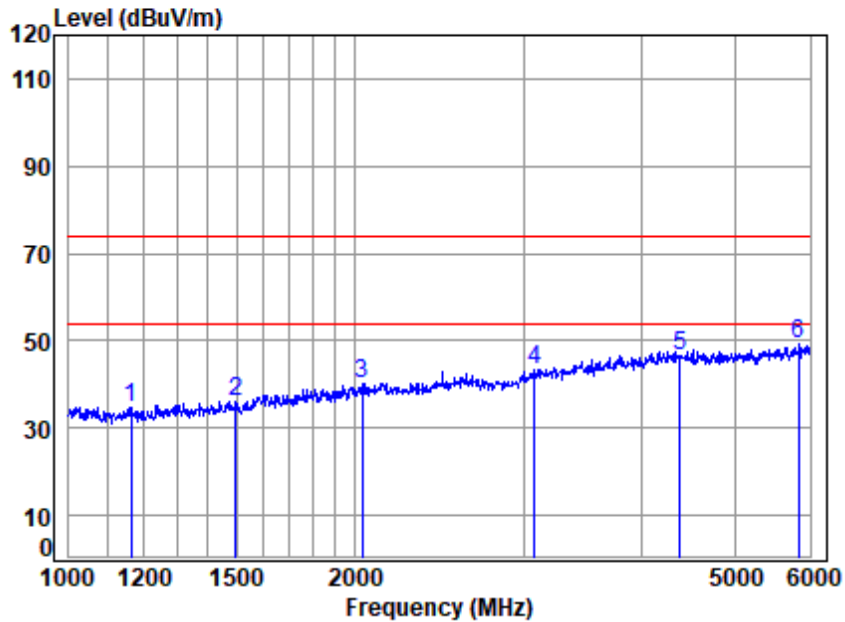
Site : chamber
 Condition: 3m VERTICAL
 Job No : 02882AT
 Mode : 05

	Freq	Cable Loss	Ant Factor	Preamp Factor	Read Level	Limit Level	Over Limit	Remark
	MHz	dB	dB/m	dB	dBuV	dBuV/m	dBuV/m	dB
1	1053.335	3.30	24.37	38.20	46.41	35.88	74.00	-38.12 peak
2	1540.049	4.12	25.80	36.77	43.52	36.67	74.00	-37.33 peak
3	2066.100	4.75	28.43	35.76	43.62	41.04	74.00	-32.96 peak
4	3091.970	5.71	31.38	35.33	41.83	43.59	74.00	-30.41 peak
5	4400.794	7.06	33.50	34.61	41.19	47.14	74.00	-26.86 peak
6 q	5830.433	8.05	34.66	35.03	41.14	48.82	74.00	-25.18 peak



Unless otherwise agreed in writing, this document is issued by the Company subject to its General Conditions of Service printed overleaf, available on request or accessible at <https://www.sgs.com/en/Terms-and-Conditions>. Attention is drawn to the limitation of liability, indemnification and jurisdiction issues defined therein. Any holder of this document is advised that information contained hereon reflects the Company's findings at the time of its intervention only and within the limits of Client's instructions, if any. The Company's sole responsibility is to its Client and this document does not exonerate parties to a transaction from exercising all their rights and obligations under the transaction documents. This document cannot be reproduced except in full, without prior written approval of the Company. Any unauthorized alteration, forgery or falsification of the content or appearance of this document is unlawful and offenders may be prosecuted to the fullest extent of the law. Unless otherwise stated the results shown in this test report refer only to the sample(s) tested and such sample(s) are retained for 30 days only.

Test Mode: 06; Polarity: Horizontal



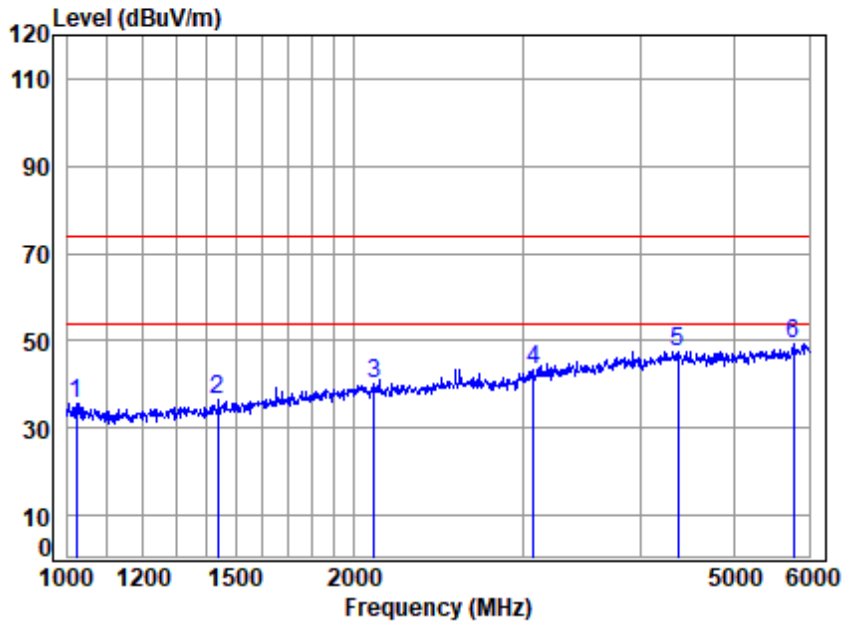
Site : chamber
 Condition: 3m HORIZONTAL
 Job No : 02882AT
 Mode : 06

	Freq	Cable Loss	Ant Factor	Preamp Factor	Read Level	Limit Level	Limit Line	Over Limit	Remark
	MHz	dB	dB/m	dB	dBuV	dBuV/m	dBuV/m	dB	
1	1162.424	3.51	24.25	37.83	44.89	34.82	74.00	-39.18	peak
2	1496.525	4.06	25.39	36.88	43.70	36.27	74.00	-37.73	peak
3	2033.049	4.72	28.30	35.78	42.92	40.16	74.00	-33.84	peak
4	3080.910	5.69	31.36	35.35	41.50	43.20	74.00	-30.80	peak
5	4385.052	7.05	33.53	34.60	40.72	46.70	74.00	-27.30	peak
6 q	5840.889	8.06	34.68	35.03	41.35	49.06	74.00	-24.94	peak



Unless otherwise agreed in writing, this document is issued by the Company subject to its General Conditions of Service printed overleaf, available on request or accessible at <https://www.sgs.com/en/Terms-and-Conditions>. Attention is drawn to the limitation of liability, indemnification and jurisdiction issues defined therein. Any holder of this document is advised that information contained hereon reflects the Company's findings at the time of its intervention only and within the limits of Client's instructions, if any. The Company's sole responsibility is to its Client and this document does not exonerate parties to a transaction from exercising all their rights and obligations under the transaction documents. This document cannot be reproduced except in full, without prior written approval of the Company. Any unauthorized alteration, forgery or falsification of the content or appearance of this document is unlawful and offenders may be prosecuted to the fullest extent of the law. Unless otherwise stated the results shown in this test report refer only to the sample(s) tested and such sample(s) are retained for 30 days only.

Test Mode: 06; Polarity: Vertical



Site : chamber
 Condition: 3m VERTICAL
 Job No : 02882AT
 Mode : 06

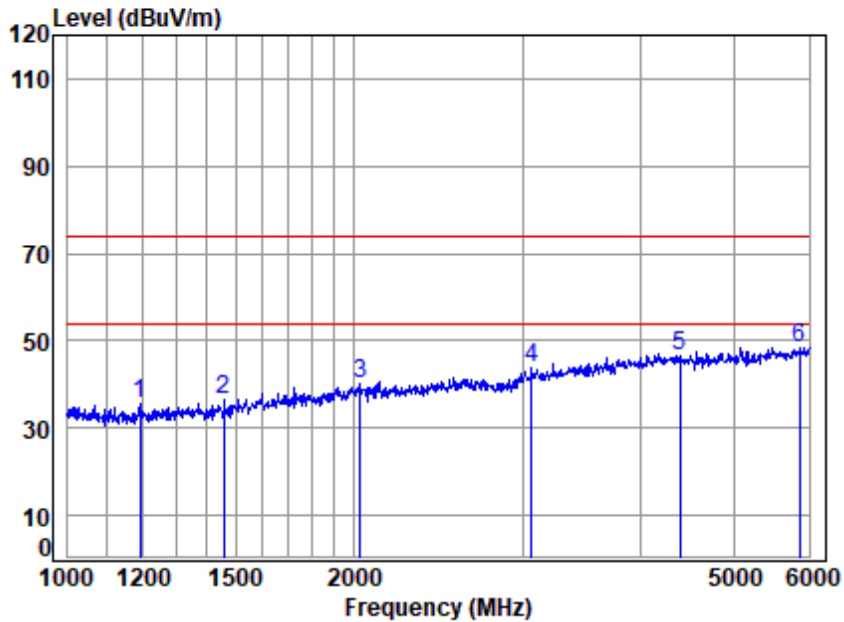
	Freq	Cable Loss	Ant Factor	Preamp Factor	Read Level	Limit Level	Over Limit	Remark
	MHz	dB	dB/m	dB	dBuV	dBuV/m	dBuV/m	dB
1	1019.905	3.23	24.76	38.33	46.13	35.79	74.00	-38.21 peak
2	1438.682	3.97	25.16	37.03	44.32	36.42	74.00	-37.58 peak
3	2099.687	4.79	28.50	35.75	42.59	40.13	74.00	-33.87 peak
4	3080.910	5.69	31.36	35.35	41.54	43.24	74.00	-30.76 peak
5	4369.367	7.04	33.56	34.59	41.58	47.59	74.00	-26.41 peak
6 q	5778.433	8.02	34.56	35.03	41.67	49.22	74.00	-24.78 peak



Unless otherwise agreed in writing, this document is issued by the Company subject to its General Conditions of Service printed overleaf, available on request or accessible at <https://www.sgs.com/en/Terms-and-Conditions>. Attention is drawn to the limitation of liability, indemnification and jurisdiction issues defined therein. Any holder of this document is advised that information contained hereon reflects the Company's findings at the time of its intervention only and within the limits of Client's instructions, if any. The Company's sole responsibility is to its Client and this document does not exonerate parties to a transaction from exercising all their rights and obligations under the transaction documents. This document cannot be reproduced except in full, without prior written approval of the Company. Any unauthorized alteration, forgery or falsification of the content or appearance of this document is unlawful and offenders may be prosecuted to the fullest extent of the law. Unless otherwise stated the results shown in this test report refer only to the sample(s) tested and such sample(s) are retained for 30 days only.

Attention: To check the authenticity of testing /inspection report & certificate, please contact us at telephone: (86-755) 8307 1443, or email: CN.Doccheck@sgs.com
 No.1 Workshop, M-10, Middle Section, Science & Technology Park, Nanshan District, Shenzhen, Guangdong, China 518057 t (86-755) 26012053 f (86-755) 26710594 www.sgs.com.cn
 中国·广东·深圳市南山区科技园中区M-10栋1号厂房 邮编: 518057 t (86-755) 26012053 f (86-755) 26710594 sgs.china@sgs.com

Test Mode: 07; Polarity: Horizontal



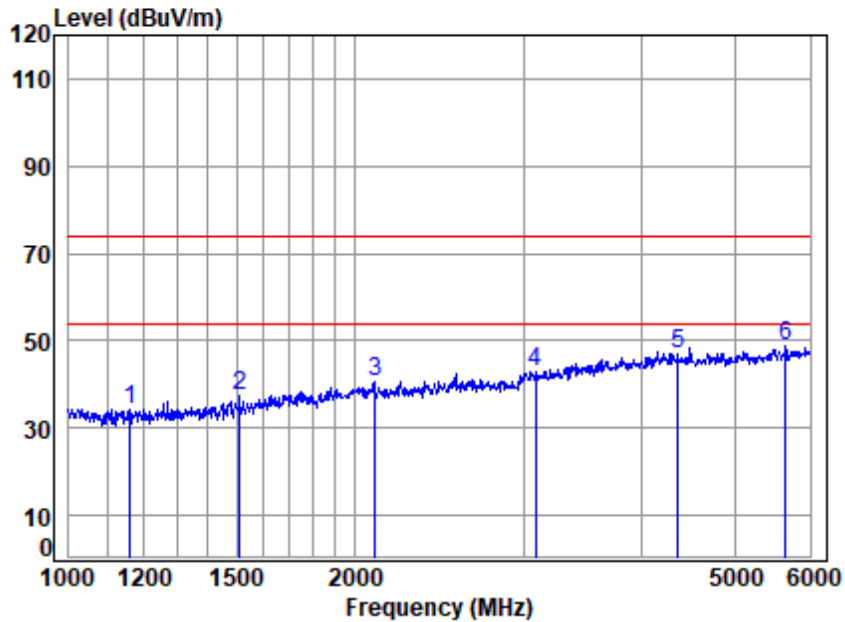
Site : chamber
 Condition: 3m HORIZONTAL
 Job No : 02882AT
 Mode : 07

	Freq	Cable Loss	Ant Factor	Preamp Factor	Read Level	Limit Level	Over Limit	Remark
	MHz	dB	dB/m	dB	dBuV	dBuV/m	dBuV/m	dB
1	1189.818	3.56	24.36	37.75	45.32	35.49	74.00	-38.51 peak
2	1459.452	4.00	25.24	36.98	44.17	36.43	74.00	-37.57 peak
3	2025.777	4.71	28.26	35.78	43.05	40.24	74.00	-33.76 peak
4	3064.394	5.67	31.33	35.37	42.12	43.75	74.00	-30.25 peak
5	4392.917	7.05	33.51	34.60	40.72	46.68	74.00	-27.32 peak
6 q	5861.858	8.08	34.72	35.03	40.74	48.51	74.00	-25.49 peak



Unless otherwise agreed in writing, this document is issued by the Company subject to its General Conditions of Service printed overleaf, available on request or accessible at <https://www.sgs.com/en/Terms-and-Conditions>. Attention is drawn to the limitation of liability, indemnification and jurisdiction issues defined therein. Any holder of this document is advised that information contained hereon reflects the Company's findings at the time of its intervention only and within the limits of Client's instructions, if any. The Company's sole responsibility is to its Client and this document does not exonerate parties to a transaction from exercising all their rights and obligations under the transaction documents. This document cannot be reproduced except in full, without prior written approval of the Company. Any unauthorized alteration, forgery or falsification of the content or appearance of this document is unlawful and offenders may be prosecuted to the fullest extent of the law. Unless otherwise stated the results shown in this test report refer only to the sample(s) tested and such sample(s) are retained for 30 days only.

Test Mode: 07; Polarity: Vertical



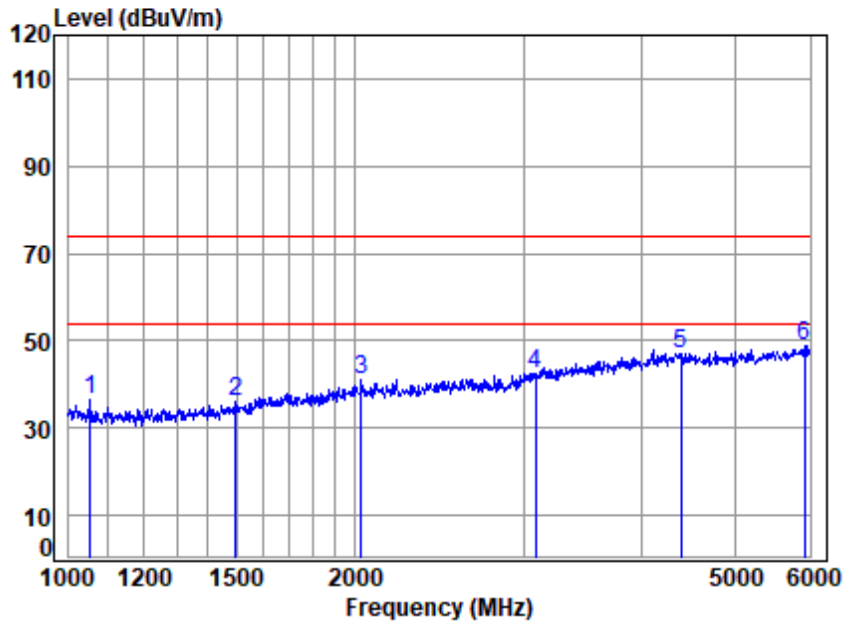
Site : chamber
 Condition: 3m VERTICAL
 Job No : 02882AT
 Mode : 07

	Freq	Cable Loss	Ant Factor	Preamp Factor	Read Level	Limit Level	Over Limit	Remark
	MHz	dB	dB/m	dB	dBuV	dBuV/m	dBuV/m	dB
1	1160.344	3.51	24.24	37.84	44.51	34.42	74.00	-39.58 peak
2	1509.992	4.08	25.50	36.85	44.79	37.52	74.00	-36.48 peak
3	2095.928	4.78	28.49	35.75	43.11	40.63	74.00	-33.37 peak
4	3091.970	5.71	31.38	35.33	41.13	42.89	74.00	-31.11 peak
5	4361.545	7.03	33.58	34.58	40.98	47.01	74.00	-26.99 peak
6 q	5655.516	7.93	34.50	35.02	41.28	48.69	74.00	-25.31 peak



Unless otherwise agreed in writing, this document is issued by the Company subject to its General Conditions of Service printed overleaf, available on request or accessible at <https://www.sgs.com/en/Terms-and-Conditions>. Attention is drawn to the limitation of liability, indemnification and jurisdiction issues defined therein. Any holder of this document is advised that information contained hereon reflects the Company's findings at the time of its intervention only and within the limits of Client's instructions, if any. The Company's sole responsibility is to its Client and this document does not exonerate parties to a transaction from exercising all their rights and obligations under the transaction documents. This document cannot be reproduced except in full, without prior written approval of the Company. Any unauthorized alteration, forgery or falsification of the content or appearance of this document is unlawful and offenders may be prosecuted to the fullest extent of the law. Unless otherwise stated the results shown in this test report refer only to the sample(s) tested and such sample(s) are retained for 30 days only.

Test Mode: 08; Polarity: Horizontal



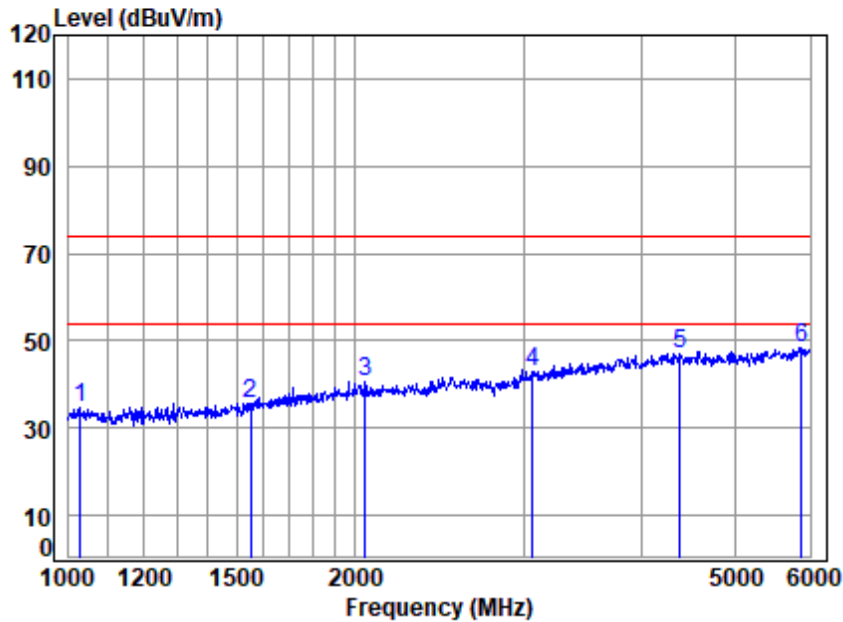
Site : chamber
 Condition: 3m HORIZONTAL
 Job No : 02882AT
 Mode : 08

	Freq	Cable Loss	Ant Factor	Preamp Factor	Read Level	Limit Level	Over Line	Limit	Remark
	MHz	dB	dB/m	dB	dBuV	dBuV/m	dBuV/m	dB	
1	1053.335	3.30	24.37	38.20	46.98	36.45	74.00	-37.55	peak
2	1496.525	4.06	25.39	36.88	43.42	35.99	74.00	-38.01	peak
3	2029.410	4.71	28.28	35.78	43.86	41.07	74.00	-32.93	peak
4	3086.435	5.70	31.37	35.34	40.86	42.59	74.00	-31.41	peak
5	4392.917	7.05	33.51	34.60	41.17	47.13	74.00	-26.87	peak
6	5914.609	8.11	34.83	35.04	41.07	48.97	74.00	-25.03	peak



Unless otherwise agreed in writing, this document is issued by the Company subject to its General Conditions of Service printed overleaf, available on request or accessible at <https://www.sgs.com/en/Terms-and-Conditions>. Attention is drawn to the limitation of liability, indemnification and jurisdiction issues defined therein. Any holder of this document is advised that information contained hereon reflects the Company's findings at the time of its intervention only and within the limits of Client's instructions, if any. The Company's sole responsibility is to its Client and this document does not exonerate parties to a transaction from exercising all their rights and obligations under the transaction documents. This document cannot be reproduced except in full, without prior written approval of the Company. Any unauthorized alteration, forgery or falsification of the content or appearance of this document is unlawful and offenders may be prosecuted to the fullest extent of the law. Unless otherwise stated the results shown in this test report refer only to the sample(s) tested and such sample(s) are retained for 30 days only.

Test Mode: 08; Polarity: Vertical



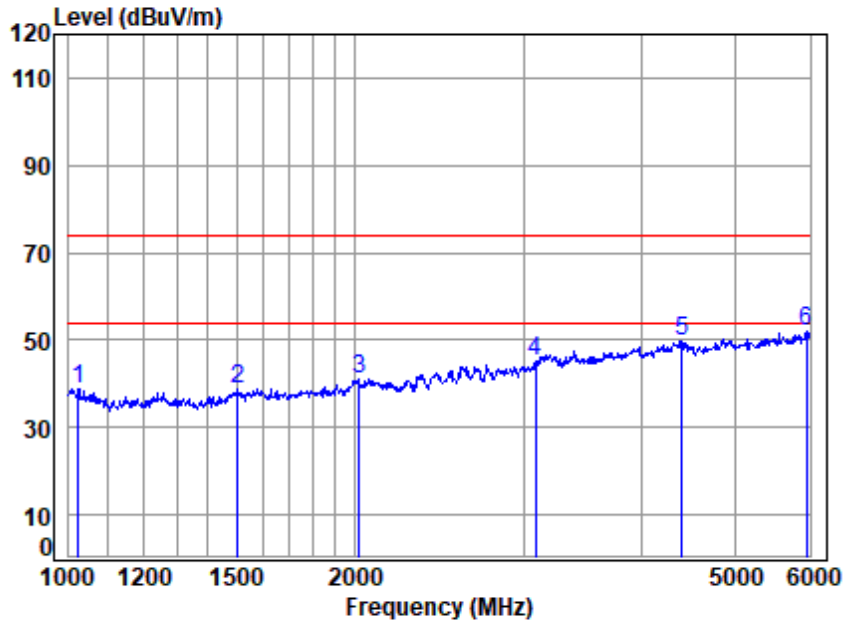
Site : chamber
 Condition: 3m VERTICAL
 Job No : 02882AT
 Mode : 08

	Freq	Cable Loss	Ant Factor	Preamp Factor	Read Level	Limit Level	Over Line	Over Limit	Remark
	MHz	dB	dB/m	dB	dBuV	dBuV/m	dBuV/m	dB	
1	1029.083	3.25	24.65	38.29	45.23	34.84	74.00	-39.16	peak
2	1551.126	4.13	25.91	36.75	42.42	35.71	74.00	-38.29	peak
3	2047.672	4.73	28.39	35.77	43.37	40.72	74.00	-33.28	peak
4	3064.394	5.67	31.33	35.37	41.42	43.05	74.00	-30.95	peak
5	4385.052	7.05	33.53	34.60	40.80	46.78	74.00	-27.22	peak
6 q	5872.370	8.08	34.74	35.03	40.63	48.42	74.00	-25.58	peak



New data for the report of SZCR231200397801:

Test Mode: 28; Polarity: Horizontal



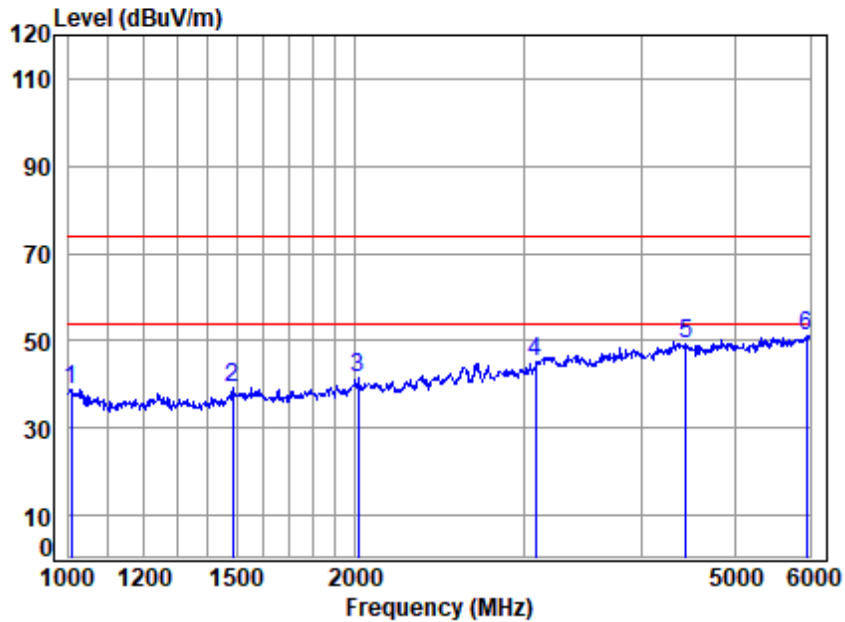
Site : chamber
 Condition: 3m HORIZONTAL
 Job No : 03978AT
 Mode : 28

	Freq	Cable Loss	Ant Factor	Preamp Factor	Read Level	Level	Limit Line	Over Limit	Remark
	MHz	dB	dB/m	dB	dBuV	dBuV/m	dBuV/m	dB	
1	1023.566	3.24	25.55	38.31	48.37	38.85	74.00	-35.15	peak
2	1504.591	4.07	26.82	38.39	46.10	38.60	74.00	-35.40	peak
3	2018.530	4.70	28.87	38.40	45.85	41.02	74.00	-32.98	peak
4	3091.970	5.71	31.38	36.14	44.11	45.06	74.00	-28.94	peak
5	4400.794	7.06	34.79	35.80	43.56	49.61	74.00	-24.39	peak
6 q	5946.487	8.13	34.69	34.92	44.03	51.93	74.00	-22.07	peak



Unless otherwise agreed in writing, this document is issued by the Company subject to its General Conditions of Service printed overleaf, available on request or accessible at <https://www.sgs.com/en/Terms-and-Conditions>. Attention is drawn to the limitation of liability, indemnification and jurisdiction issues defined therein. Any holder of this document is advised that information contained hereon reflects the Company's findings at the time of its intervention only and within the limits of Client's instructions, if any. The Company's sole responsibility is to its Client and this document does not exonerate parties to a transaction from exercising all their rights and obligations under the transaction documents. This document cannot be reproduced except in full, without prior written approval of the Company. Any unauthorized alteration, forgery or falsification of the content or appearance of this document is unlawful and offenders may be prosecuted to the fullest extent of the law. Unless otherwise stated the results shown in this test report refer only to the sample(s) tested and such sample(s) are retained for 30 days only.

Test Mode: 28; Polarity: Vertical



Site : chamber
 Condition: 3m VERTICAL
 Job No : 03978AT
 Mode : 28

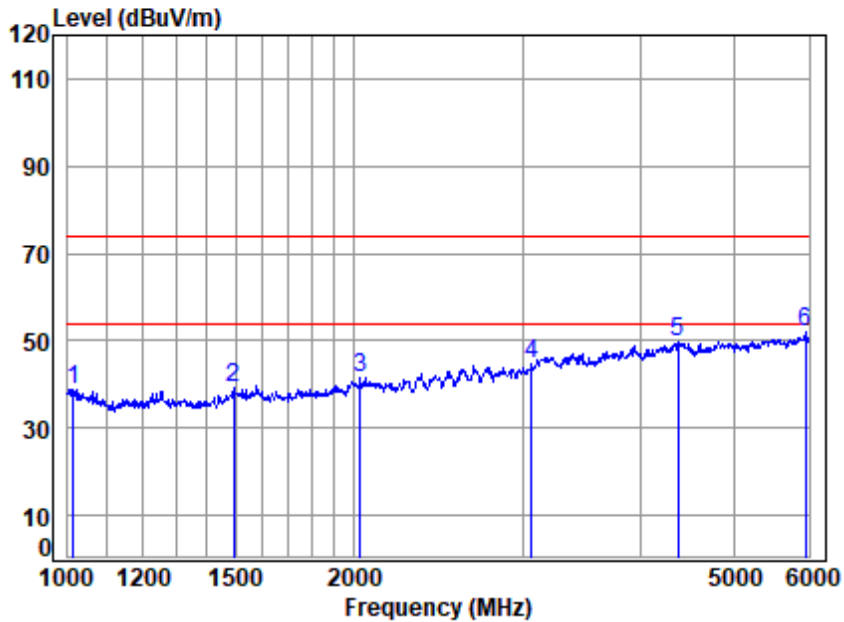
	Freq	Cable Loss	Ant Factor	Preamp Factor	Read Level	Limit Level	Over Line	Limit	Over Limit	Remark
	MHz	dB	dB/m	dB	dBuV	dBuV/m	dBuV/m	dB	dB	
1	1005.390	3.20	26.13	38.30	47.88	38.91	74.00	-35.09	peak	
2	1485.838	4.04	26.40	38.39	47.02	39.07	74.00	-34.93	peak	
3	2014.917	4.70	28.86	38.41	46.52	41.67	74.00	-32.33	peak	
4	3091.970	5.71	31.38	36.14	44.05	45.00	74.00	-29.00	peak	
5	4440.397	7.08	34.32	35.77	43.70	49.33	74.00	-24.67	peak	
6	5946.487	8.13	34.69	34.92	43.17	51.07	74.00	-22.93	peak	



Unless otherwise agreed in writing, this document is issued by the Company subject to its General Conditions of Service printed overleaf, available on request or accessible at <https://www.sgs.com/en/Terms-and-Conditions>. Attention is drawn to the limitation of liability, indemnification and jurisdiction issues defined therein. Any holder of this document is advised that information contained hereon reflects the Company's findings at the time of its intervention only and within the limits of Client's instructions, if any. The Company's sole responsibility is to its Client and this document does not exonerate parties to a transaction from exercising all their rights and obligations under the transaction documents. This document cannot be reproduced except in full, without prior written approval of the Company. Any unauthorized alteration, forgery or falsification of the content or appearance of this document is unlawful and offenders may be prosecuted to the fullest extent of the law. Unless otherwise stated the results shown in this test report refer only to the sample(s) tested and such sample(s) are retained for 30 days only.

Attention: To check the authenticity of testing /inspection report & certificate, please contact us at telephone: (86-755) 8307 1443, or email: CN.Doccheck@sgs.com
 No.1 Workshop, M-10, Middle Section, Science & Technology Park, Nanshan District, Shenzhen, Guangdong, China 518057 t (86-755) 26012053 f (86-755) 26710594 www.sgs.com.cn
 中国·广东·深圳市南山区科技园中区M-10栋1号厂房 邮编: 518057 t (86-755) 26012053 f (86-755) 26710594 sgs.china@sgs.com

Test Mode: 29; Polarity: Horizontal



Site : chamber
 Condition: 3m HORIZONTAL
 Job No : 03978AT
 Mode : 29

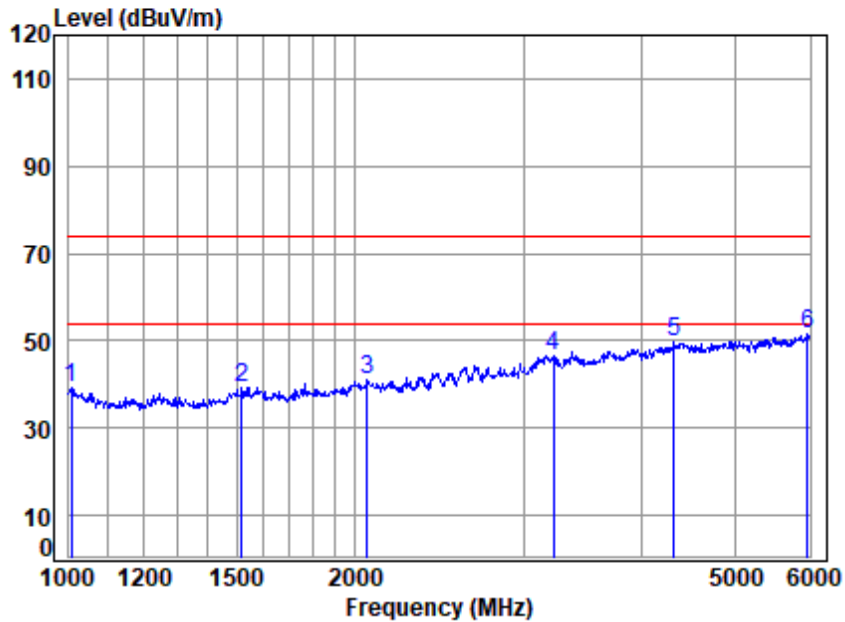
	Freq	Cable Loss	Ant Factor	Preamp Factor	Read Level	Limit Level	Limit Line	Over Limit	Remark
	MHz	dB	dB/m	dB	dBuV	dBuV/m	dBuV/m	dB	
1	1014.437	3.22	25.84	38.30	48.24	39.00	74.00	-35.00	peak
2	1493.846	4.05	26.63	38.39	47.00	39.29	74.00	-34.71	peak
3	2029.410	4.71	28.92	38.37	46.42	41.68	74.00	-32.32	peak
4	3069.889	5.68	30.76	36.14	44.32	44.62	74.00	-29.38	peak
5	4369.367	7.04	34.55	35.82	43.86	49.63	74.00	-24.37	peak
6	5946.487	8.13	34.69	34.92	43.97	51.87	74.00	-22.13	peak



Unless otherwise agreed in writing, this document is issued by the Company subject to its General Conditions of Service printed overleaf, available on request or accessible at <https://www.sgs.com/en/Terms-and-Conditions>. Attention is drawn to the limitation of liability, indemnification and jurisdiction issues defined therein. Any holder of this document is advised that information contained hereon reflects the Company's findings at the time of its intervention only and within the limits of Client's instructions, if any. The Company's sole responsibility is to its Client and this document does not exonerate parties to a transaction from exercising all their rights and obligations under the transaction documents. This document cannot be reproduced except in full, without prior written approval of the Company. Any unauthorized alteration, forgery or falsification of the content or appearance of this document is unlawful and offenders may be prosecuted to the fullest extent of the law. Unless otherwise stated the results shown in this test report refer only to the sample(s) tested and such sample(s) are retained for 30 days only.

Attention: To check the authenticity of testing /inspection report & certificate, please contact us at telephone: (86-755) 8307 1443, or email: CN.Doccheck@sgs.com
 No.1 Workshop, M-10, Middle Section, Science & Technology Park, Nanshan District, Shenzhen, Guangdong, China 518057 t (86-755) 26012053 f (86-755) 26710594 www.sgs.com.cn
 中国·广东·深圳市南山区科技园中区M-10栋1号厂房 邮编: 518057 t (86-755) 26012053 f (86-755) 26710594 sgs.china@sgs.com

Test Mode: 29; Polarity: Vertical



Site : chamber
 Condition: 3m VERTICAL
 Job No : 03978AT
 Mode : 29

	Freq	Cable Loss	Ant Factor	Preamp Factor	Read Level	Limit Level	Over Limit	Remark
	MHz	dB	dB/m	dB	dBuV	dBuV/m	dBuV/m	dB
1	1007.193	3.21	26.07	38.30	48.34	39.32	74.00	-34.68 Peak
2	1518.131	4.09	26.87	38.39	46.84	39.41	74.00	-34.59 Peak
3	2055.023	4.74	28.98	38.30	45.45	40.87	74.00	-33.13 Peak
4	3227.832	5.89	32.45	36.13	44.30	46.51	74.00	-27.49 Peak
5	4322.645	7.01	34.18	35.85	44.19	49.53	74.00	-24.47 Peak
6 q	5957.151	8.14	34.73	34.92	43.40	51.35	74.00	-22.65 Peak

- End of the Report -

