

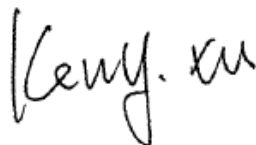
TEST REPORT

Application No.: SZCR2309002872AT
Applicant: Lenovo (Shanghai) Electronics Technology Co., Ltd.
Address of Applicant: Section 304-305, Building No. 4, # 222, Meiyue Road, China (Shanghai) Pilot Free Trade Zone
Manufacturer: Lenovo PC HK Limited
Address of Manufacturer: 23/F, Lincoln House, Taikoo Place 979 King's Road, Quarry Bay, Hong Kong, China

Equipment Under Test (EUT):
EUT Name: Portable Tablet Computer
Model No.: TB330FU
Trade Mark: Lenovo
FCC ID: O57TB330FU
Standard(s) : 47 CFR Part 15, Subpart B
Date of Receipt: 2023-09-01
Date of Test: 2023-09-07 to 2023-09-09
Date of Issue: 2023-09-25

Test Result:	Pass*
---------------------	--------------


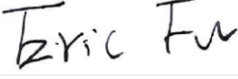
* In the configuration tested, the EUT complied with the standards specified above.



Keny Xu
EMC Laboratory Manager



Revision Record				
Version	Chapter	Date	Modifier	Remark
01		2023-09-25		Original

Authorized for issue by:			
			
		_____ Leo Lai/Project Engineer	
			
		_____ Eric Fu/Reviewer	



Unless otherwise agreed in writing, this document is issued by the Company subject to its General Conditions of Service printed overleaf, available on request or accessible at <https://www.sgs.com/en/Terms-and-Conditions>. Attention is drawn to the limitation of liability, indemnification and jurisdiction issues defined therein. Any holder of this document is advised that information contained hereon reflects the Company's findings at the time of its intervention only and within the limits of Client's instructions, if any. The Company's sole responsibility is to its Client and this document does not exonerate parties to a transaction from exercising all their rights and obligations under the transaction documents. This document cannot be reproduced except in full, without prior written approval of the Company. Any unauthorized alteration, forgery or falsification of the content or appearance of this document is unlawful and offenders may be prosecuted to the fullest extent of the law. Unless otherwise stated the results shown in this test report refer only to the sample(s) tested and such sample(s) are retained for 30 days only.

Attention: To check the authenticity of testing /inspection report & certificate, please contact us at telephone: (86-755) 8307 1443, or email: CN.Doccheck@sgs.com

2 Test Summary

Emission Part				
Item	Standard	Method	Requirement	Result
Conducted Emissions at Mains Terminals (150kHz-30MHz)	47 CFR Part 15, Subpart B	ANSI C63.4:2014	15.107(a);Class B	Pass
Radiated Emissions (30MHz-1GHz)		ANSI C63.4:2014	15.109(a);Class B	Pass
Radiated Emissions (Above 1GHz)		ANSI C63.4:2014	15.109(g);Class B	Pass



Unless otherwise agreed in writing, this document is issued by the Company subject to its General Conditions of Service printed overleaf, available on request or accessible at <https://www.sgs.com/en/Terms-and-Conditions>. Attention is drawn to the limitation of liability, indemnification and jurisdiction issues defined therein. Any holder of this document is advised that information contained hereon reflects the Company's findings at the time of its intervention only and within the limits of Client's instructions, if any. The Company's sole responsibility is to its Client and this document does not exonerate parties to a transaction from exercising all their rights and obligations under the transaction documents. This document cannot be reproduced except in full, without prior written approval of the Company. Any unauthorized alteration, forgery or falsification of the content or appearance of this document is unlawful and offenders may be prosecuted to the fullest extent of the law. Unless otherwise stated the results shown in this test report refer only to the sample(s) tested and such sample(s) are retained for 30 days only.

Attention: To check the authenticity of testing /inspection report & certificate, please contact us at telephone: (86-755) 8307 1443, or email: CN.Doccheck@sgs.com

3 Contents

	Page
1 Cover Page	1
2 Test Summary	3
3 Contents	4
4 General Information	5
4.1 Details of E.U.T.	5
4.2 Description of Support Units	5
4.3 Test modes.....	5
4.4 Measurement Uncertainty	6
4.5 Test Location.....	6
4.6 Test Facility	6
4.7 Deviation from Standards.....	7
4.8 Abnormalities from Standard Conditions	7
5 Equipment List	8
6 Emission Test Results	10
6.1 Conducted Emissions at Mains Terminals (150kHz-30MHz)	10
6.1.1 E.U.T. Operation	10
6.1.2 Test Mode Description	10
6.1.3 Test Setup Diagram	10
6.1.4 Measurement Procedure and Data.....	11
6.2 Radiated Emissions (30MHz-1GHz)	22
6.2.1 E.U.T. Operation	22
6.2.2 Test Mode Description	22
6.2.3 Test Setup Diagram	23
6.2.4 Measurement Procedure and Data.....	23
6.3 Radiated Emissions (Above 1GHz).....	36
6.3.1 E.U.T. Operation	36
6.3.2 Test Mode Description	36
6.3.3 Test Setup Diagram	36
6.3.4 Measurement Procedure and Data.....	37
7 Test Setup Photo	50



Unless otherwise agreed in writing, this document is issued by the Company subject to its General Conditions of Service printed overleaf, available on request or accessible at <https://www.sgs.com/en/Terms-and-Conditions>. Attention is drawn to the limitation of liability, indemnification and jurisdiction issues defined therein. Any holder of this document is advised that information contained hereon reflects the Company's findings at the time of its intervention only and within the limits of Client's instructions, if any. The Company's sole responsibility is to its Client and this document does not exonerate parties to a transaction from exercising all their rights and obligations under the transaction documents. This document cannot be reproduced except in full, without prior written approval of the Company. Any unauthorized alteration, forgery or falsification of the content or appearance of this document is unlawful and offenders may be prosecuted to the fullest extent of the law. Unless otherwise stated the results shown in this test report refer only to the sample(s) tested and such sample(s) are retained for 30 days only.

Attention: To check the authenticity of testing /inspection report & certificate, please contact us at telephone: (86-755) 8307 1443, or email: CN.Doccheck@sgs.com

4 General Information

4.1 Details of E.U.T.

Power supply:	DC 3.91V from internal rechargeable battery which can be charge by AC/DC adapter
Highest Internal Frequency:	Above 1.2GHz

Remark:The information in this section is provided by the applicant or manufacturer, SGS is not liable to the accuracy, suitability, reliability or/and integrity of the information.

USB cable no.	Model no.	Manufacturer
1	K235-08646-HO	kingpower Electronics Co.,Ltd
2	SHQ-A168A	Saibao (Jiangxi) Industrial Co., Ltd

Battery no.	Model no.	Manufacturer
1	L23D2P31	NINGDE AMPEREX TECHNOLOGY LIMITED
2	L23D2P31	SUNWODA

Pen	Model no.	Manufacturer
1	AP500U	Lenovo
2	AP400U	Lenovo

Adapter no.	Model no.	Manufacturer
1	MC-101	Salcomp
2	MC-101	Chenyang

4.2 Description of Support Units

Description	Manufacturer	Model No.	Serial No.
Laptop	Lenovo	L480	REF. No.SEA18C00E
Mouse	Lenovo	M-U0025-O	REF. No.:SEA24A00
Router	NETGEAR	DGN2200	REF. No.SEA22A00
Earphone	Lianchuang	22040150	REF. No.SEA10A01
TF Card	Kingston	SDC8GB	REF. No.SEA04A00

4.3 Test modes

Pretest these modes to find the worst case and show the worse data in the test items:	00	Transfer data between the EUT1 and the PC+USB Cable1
	01	Transfer data between the EUT2 and the PC+USB Cable2
	02	Transfer data between the EUT3 and the PC+USB Cable(worst)
	03	BT+WLAN2.4G+EUT1+Playing MP4+USB Cable(worst)+adapter1
	04	BT+WLAN5G+EUT2+camera(Front)+USB Cable(worst)+adapter2
	05	BT+WLAN2.4G+EUT3+camera(Back)+USB Cable(worst)+adapter(worst)



Unless otherwise agreed in writing, this document is issued by the Company subject to its General Conditions of Service printed overleaf, available on request or accessible at <https://www.sgs.com/en/Terms-and-Conditions>. Attention is drawn to the limitation of liability, indemnification and jurisdiction issues defined therein. Any holder of this document is advised that information contained hereon reflects the Company's findings at the time of its intervention only and within the limits of Client's instructions, if any. The Company's sole responsibility is to its Client and this document does not exonerate parties to a transaction from exercising all their rights and obligations under the transaction documents. This document cannot be reproduced except in full, without prior written approval of the Company. Any unauthorized alteration, forgery or falsification of the content or appearance of this document is unlawful and offenders may be prosecuted to the fullest extent of the law. Unless otherwise stated the results shown in this test report refer only to the sample(s) tested and such sample(s) are retained for 30 days only.

Attention: To check the authenticity of testing /inspection report & certificate, please contact us at telephone: (86-755) 8307 1443, or email: CN.Doccheck@sgs.com

Object	EUT1 (4+64GB)SKU1		EUT2 (4+128GB)SKU2		EUT3 (8+128GB)SKU3	
	Specifications	Supplier	Specifications	Supplier	Specifications	Supplier
Front Camera	TF8T6SA	TXD	TF8T6SA	TXD	LE8664FM	LCE
Rear Camera	LE8662AM	LCE	LED663AM	LCE	SL08A0RA	SUNWIN
DDR	CXDB5CCBM-MA-A	CXMT	K4UBE3D4AB-MGCL	Samsung	K4UCE3Q4AB-MGCL	Samsung
EMMC	BWCTAKJ11X64G	BIWIN	FEMDNN128G-A3A56	Longsys	FEMDNN128G-A3A56	Longsys
Battery	L23D2P31	ATL	L23D2P31	ATL	L23D2P31	XWD
PCB	H103C	RedBoard	H103C	RedBoard	8G	KINWONG
Housing	>PC-GF20FR (40) <	HUAYU	>PC-GF20FR (40) <	HUAYU	>PC-GF20FR (40) <	XIQIN

4.4 Measurement Uncertainty

Test Item	Measurement Uncertainty
Conducted Emissions at Mains Terminals (150kHz-30MHz)	± 3.1dB
Radiated Emissions (30MHz-1GHz)	± 6.0dB for 3m; ± 5.0dB for 10m
Radiated Emissions (Above 1GHz)	± 4.6dB

Remark:
 The U_{lab} (lab Uncertainty) is less than $U_{CISPR/ETSI}$ (CISPR/ETSI Uncertainty), so the test results
 – compliance is deemed to occur if no measured disturbance level exceeds the disturbance limit;
 – non-compliance is deemed to occur if any measured disturbance level exceeds the disturbance limit.

4.5 Test Location

All tests were performed at:

SGS-CSTC Standards Technical Services Co., Ltd., Shenzhen Branch

No. 1 Workshop, M-10, Middle Section, Science & Technology Park, Nanshan District, Shenzhen, Guangdong, China. 518057.

Tel: +86 755 2601 2053 Fax: +86 755 2671 0594

No tests were sub-contracted.

4.6 Test Facility

The test facility is recognized, certified, or accredited by the following organizations:



Unless otherwise agreed in writing, this document is issued by the Company subject to its General Conditions of Service printed overleaf, available on request or accessible at <https://www.sgs.com/en/Terms-and-Conditions>. Attention is drawn to the limitation of liability, indemnification and jurisdiction issues defined therein. Any holder of this document is advised that information contained hereon reflects the Company's findings at the time of its intervention only and within the limits of Client's instructions, if any. The Company's sole responsibility is to its Client and this document does not exonerate parties to a transaction from exercising all their rights and obligations under the transaction documents. This document cannot be reproduced except in full, without prior written approval of the Company. Any unauthorized alteration, forgery or falsification of the content or appearance of this document is unlawful and offenders may be prosecuted to the fullest extent of the law. Unless otherwise stated the results shown in this test report refer only to the sample(s) tested and such sample(s) are retained for 30 days only.

Attention: To check the authenticity of testing /inspection report & certificate, please contact us at telephone: (86-755) 8307 1443, or email: CN.Doccheck@sgs.com
 No.1 Workshop, M-10, Middle Section, Science & Technology Park, Nanshan District, Shenzhen, Guangdong, China 518057 t (86-755) 26012053 f (86-755) 26710594 www.sgs.com.cn
 中国·广东·深圳市南山区科技园中区M-10栋1号厂房 邮编: 518057 t (86-755) 26012053 f (86-755) 26710594 sgs.china@sgs.com

• **A2LA (Certificate No. 3816.01)**

SGS-CSTC Standards Technical Services Co., Ltd., Shenzhen EMC Laboratory is accredited by the American Association for Laboratory Accreditation(A2LA). Certificate No. 3816.01.

• **VCCI (Member No. 1937)**

The 3m Fully-anechoic chamber for above 1GHz, 10m Semi-anechoic chamber for below 1GHz, Shielded Room for Mains Port Conducted Interference Measurement and Telecommunication Port Conducted Interference Measurement of SGS-CSTC Standards Technical Services Co., Ltd. Shenzhen EMC laboratory have been registered in accordance with the Regulations for Voluntary Control Measures with Registration No.: G-20026, R-14188, C-12383 and T-11153 respectively.

• **FCC –Designation Number: CN1336**

SGS-CSTC Standards Technical Services Co., Ltd., Shenzhen EMC Laboratory has been recognized as an accredited testing laboratory.

Designation Number: CN1336. Test Firm Registration Number: 787754.

• **Innovation, Science and Economic Development Canada**

SGS-CSTC Standards Technical Services Co., Ltd., Shenzhen EMC Laboratory has been recognized by ISED as an accredited testing laboratory.

CAB identifier: CN0006.

IC#: 4620C.

4.7 Deviation from Standards

None

4.8 Abnormalities from Standard Conditions

None



5 Equipment List

Conducted Emissions at Mains Terminals (150kHz-30MHz)					
Equipment	Manufacturer	Model No.	Inventory No.	Cal Date	Cal Due Date
Shielding Room	ZhongYu Electron	GB-88	SEM001-06	2022-05-14	2025-05-13
EMI Test Receiver	Rohde&Schwarz	ESCI	SEM004-02	2023-03-20	2024-03-19
Measurement Software	AUDIX	e3 V8.2014-6-27a	N/A	N/A	N/A
Coaxial Cable	SGS	N/A	SEM024-01	2023-07-07	2024-07-06
LISN	Rohde&Schwarz	ENV216	SEM007-01	2023-09-19	2024-09-18
LISN	ETS-LINDGREN	3816/2	SEM007-02	2023-03-20	2024-03-19

Radiated Emissions (30MHz-1GHz)					
Equipment	Manufacturer	Model No.	Inventory No.	Cal Date	Cal Due Date
10m Semi-Anechoic Chamber	SAEMC	FSAC1018	SEM001-03	2021-03-27	2024-03-26
MXE EMI receiver	KEYSIGHT	N9038A	SEM004-16	2022-10-20	2023-10-19
Trilog-Broadband Antenna	Schwarzbeck	VULB9168	SEM003-18	2021-10-28	2023-10-27
Pre-amplifier	Sonoma Instrument Co	310N	SEM005-04	2023-03-31	2024-03-30
Measurement Software	AUDIX	e3 V8.2014-6-27	N/A	N/A	N/A
Coaxial Cable	SGS	N/A	SEM029-01	2023-07-07	2024-07-06

Radiated Emissions (Above 1GHz)					
Equipment	Manufacturer	Model No.	Inventory No.	Cal Date	Cal Due Date
3m Fully-Anechoic Chamber	AUDIX	N/A	SEM001-02	2023-04-01	2026-03-31
Signal Analyzer	Rohde & Schwarz	FSV40	SEM008-04	2023-03-20	2024-03-19
Horn Antenna	Rohde&Schwarz	HF907	SEM003-07	2023-07-23	2025-07-22
Microwave system amplifier	Agilent	83017A	SEM005-25	2023-09-19	2024-09-18
Measurement Software	AUDIX	e3 V8.2014-6-27	N/A	N/A	N/A
Coaxial Cable	SGS	N/A	SEM026-01	2023-07-07	2024-07-06



Unless otherwise agreed in writing, this document is issued by the Company subject to its General Conditions of Service printed overleaf, available on request or accessible at <https://www.sgs.com/en/Terms-and-Conditions>. Attention is drawn to the limitation of liability, indemnification and jurisdiction issues defined therein. Any holder of this document is advised that information contained hereon reflects the Company's findings at the time of its intervention only and within the limits of Client's instructions, if any. The Company's sole responsibility is to its Client and this document does not exonerate parties to a transaction from exercising all their rights and obligations under the transaction documents. This document cannot be reproduced except in full, without prior written approval of the Company. Any unauthorized alteration, forgery or falsification of the content or appearance of this document is unlawful and offenders may be prosecuted to the fullest extent of the law. Unless otherwise stated the results shown in this test report refer only to the sample(s) tested and such sample(s) are retained for 30 days only.

Attention: To check the authenticity of testing /inspection report & certificate, please contact us at telephone: (86-755) 8307 1443, or email: CN.Doccheck@sgs.com

SGS-CSTC Standards Technical Services Co., Ltd. Shenzhen Branch

SZEMC-TRF-01 Rev. A/0 Aug01,2022

Report No.: SZCR230900287201

Page: 9 of 50

General used equipment					
Equipment	Manufacturer	Model No.	Inventory No.	Cal Date	Cal Due Date
Humidity/ Temperature Indicator	deli	8838	SEM002-32	2023-07-28	2024-07-27
Humidity/ Temperature Indicator	deli	8838	SEM002-33	2023-07-28	2024-07-27
Barometer	Changchun Meteorological Industry Factory	DYM3	SEM002-01	2023-03-23	2024-03-22



Unless otherwise agreed in writing, this document is issued by the Company subject to its General Conditions of Service printed overleaf, available on request or accessible at <https://www.sgs.com/en/Terms-and-Conditions>. Attention is drawn to the limitation of liability, indemnification and jurisdiction issues defined therein. Any holder of this document is advised that information contained hereon reflects the Company's findings at the time of its intervention only and within the limits of Client's instructions, if any. The Company's sole responsibility is to its Client and this document does not exonerate parties to a transaction from exercising all their rights and obligations under the transaction documents. This document cannot be reproduced except in full, without prior written approval of the Company. Any unauthorized alteration, forgery or falsification of the content or appearance of this document is unlawful and offenders may be prosecuted to the fullest extent of the law. Unless otherwise stated the results shown in this test report refer only to the sample(s) tested and such sample(s) are retained for 30 days only.

Attention: To check the authenticity of testing /inspection report & certificate, please contact us at telephone: (86-755) 8307 1443, or email: CN.Doccheck@sgs.com

6 Emission Test Results

6.1 Conducted Emissions at Mains Terminals (150kHz-30MHz)

Test Requirement: 47 CFR Part 15, Subpart B

Test Method: ANSI C63.4:2014

Limit:

0.15M-0.5MHz 66dB(μV)-56dB(μV) quasi-peak, 56dB(μV)-46dB(μV) average

0.5M-5MHz 56dB(μV) quasi-peak, 46dB(μV) average

5M-30MHz 60dB(μV) quasi-peak, 50dB(μV) average

Detector: Peak for pre-scan (9kHz resolution bandwidth) 0.15M to 30MHz

6.1.1 E.U.T. Operation

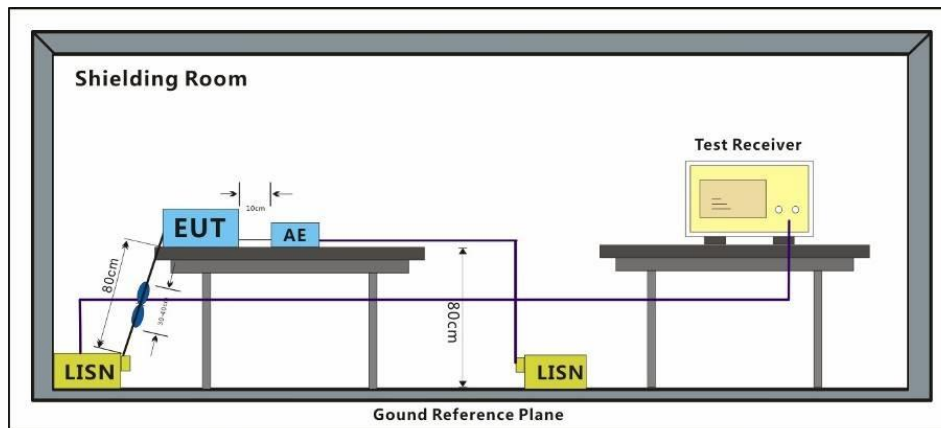
Operating Environment:

Temperature: 23.4 °C Humidity: 47.3 % RH Atmospheric Pressure: 1000 mbar

6.1.2 Test Mode Description

Pre-scan / Final test	Mode Code	Description
Final test	00	Transfer data between the EUT1 and the PC+USB Cable1
Final test	02	Transfer data between the EUT3 and the PC+USB Cable1
Final test	03	BT+WLAN2.4G+EUT1+Playing MP4+USB Cable1+adapter1
Final test	04	BT+WLAN5G+EUT2+camera(Front)+USB Cable1+adapter2
Final test	05	BT+WLAN2.4G+EUT3+camera(Back)+USB Cable1+adapter2

6.1.3 Test Setup Diagram



Unless otherwise agreed in writing, this document is issued by the Company subject to its General Conditions of Service printed overleaf, available on request or accessible at <https://www.sgs.com/en/Terms-and-Conditions>. Attention is drawn to the limitation of liability, indemnification and jurisdiction issues defined therein. Any holder of this document is advised that information contained hereon reflects the Company's findings at the time of its intervention only and within the limits of Client's instructions, if any. The Company's sole responsibility is to its Client and this document does not exonerate parties to a transaction from exercising all their rights and obligations under the transaction documents. This document cannot be reproduced except in full, without prior written approval of the Company. Any unauthorized alteration, forgery or falsification of the content or appearance of this document is unlawful and offenders may be prosecuted to the fullest extent of the law. Unless otherwise stated the results shown in this test report refer only to the sample(s) tested and such sample(s) are retained for 30 days only.

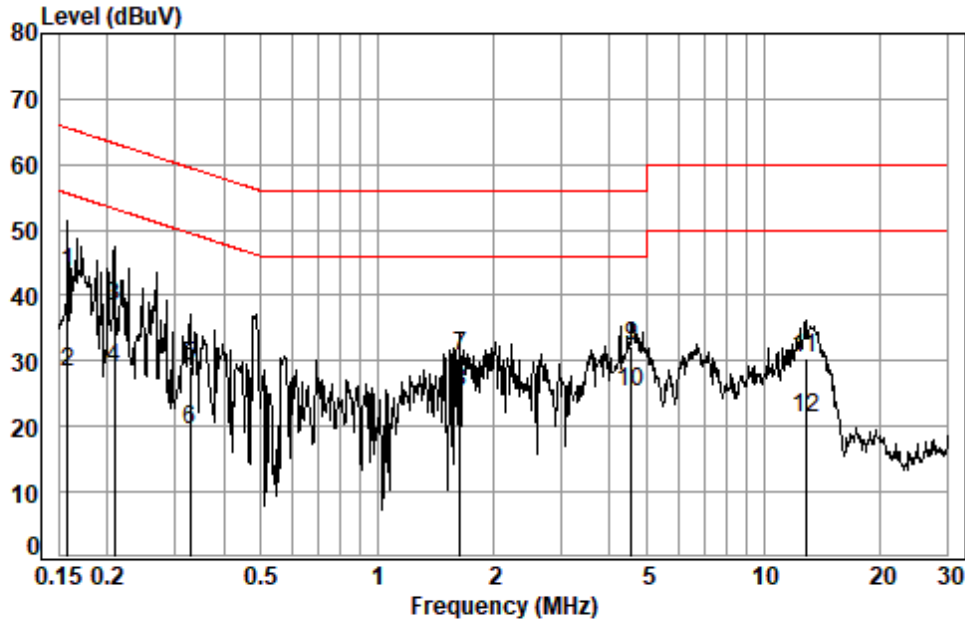
Attention: To check the authenticity of testing /inspection report & certificate, please contact us at telephone: (86-755) 8307 1443, or email: CN.Doccheck@sgs.com

6.1.4 Measurement Procedure and Data

An initial pre-scan was performed with peak detector. Quasi-Peak or Average measurement were performed at the frequencies with maximized peak emission were detected.

Remark: Level= Read Level+ Cable Loss+ LISN Factor





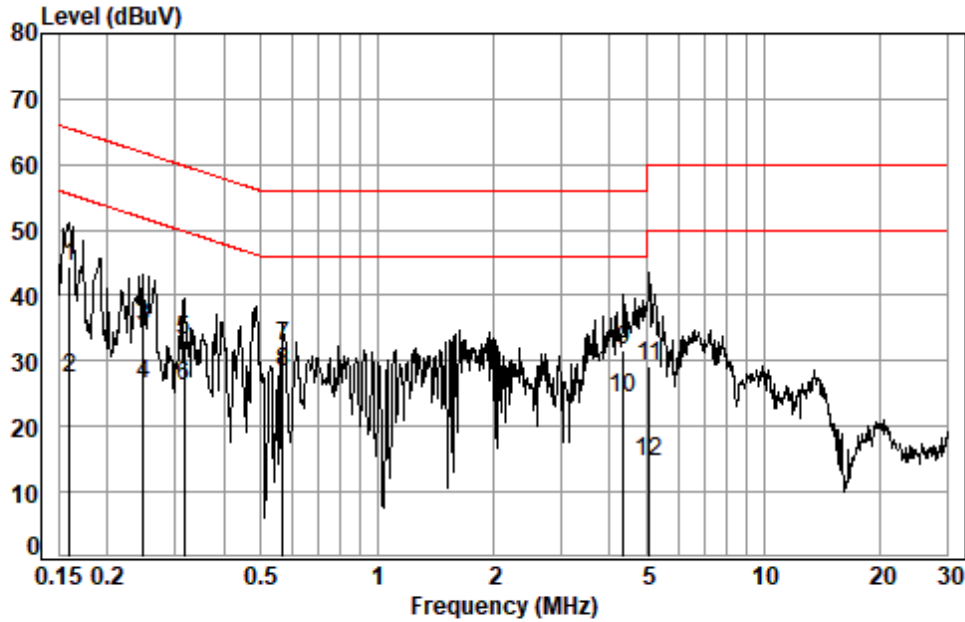
Site : Shielding Room
 Condition: Neutral
 Job No. : 02872AT
 Test mode: 00

	Freq	Cable Loss	LISN Factor	Read Level	Limit Level	Limit Line	Over Limit	Remark
	MHz	dB	dB	dBuV	dBuV	dBuV	dB	
1 *	0.1582	0.02	9.62	33.87	43.51	65.56	-22.05	QP
2	0.1582	0.02	9.62	18.57	28.21	55.56	-27.35	Average
3	0.2083	0.02	9.62	28.69	38.33	63.27	-24.94	QP
4	0.2083	0.02	9.62	19.25	28.89	53.27	-24.38	Average
5	0.3268	0.03	9.62	19.70	29.35	59.53	-30.18	QP
6	0.3268	0.03	9.62	9.85	19.50	49.53	-30.03	Average
7	1.6363	0.06	9.63	21.07	30.76	56.00	-25.24	QP
8 *	1.6363	0.06	9.63	15.62	25.31	46.00	-20.69	Average
9	4.5494	0.09	9.68	22.48	32.25	56.00	-23.75	QP
10	4.5494	0.09	9.68	15.46	25.23	46.00	-20.77	Average
11	12.8516	0.20	9.88	20.39	30.47	60.00	-29.53	QP
12	12.8516	0.20	9.88	11.15	21.23	50.00	-28.77	Average



Unless otherwise agreed in writing, this document is issued by the Company subject to its General Conditions of Service printed overleaf, available on request or accessible at <https://www.sgs.com/en/Terms-and-Conditions>. Attention is drawn to the limitation of liability, indemnification and jurisdiction issues defined therein. Any holder of this document is advised that information contained hereon reflects the Company's findings at the time of its intervention only and within the limits of Client's instructions, if any. The Company's sole responsibility is to its Client and this document does not exonerate parties to a transaction from exercising all their rights and obligations under the transaction documents. This document cannot be reproduced except in full, without prior written approval of the Company. Any unauthorized alteration, forgery or falsification of the content or appearance of this document is unlawful and offenders may be prosecuted to the fullest extent of the law. Unless otherwise stated the results shown in this test report refer only to the sample(s) tested and such sample(s) are retained for 30 days only.

Test Mode: 00; Line: Live line



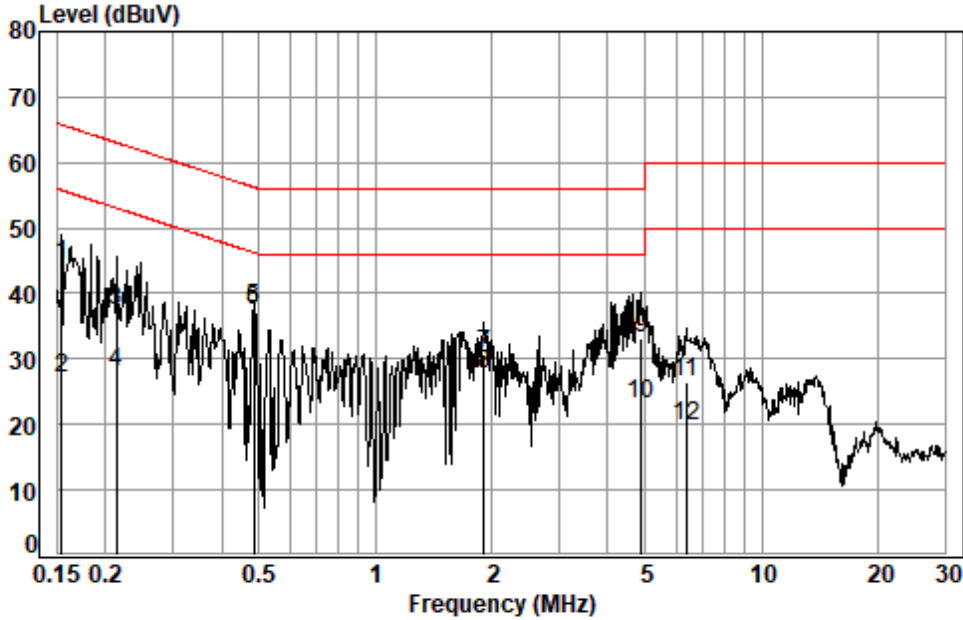
Site : Shielding Room
 Condition: Line
 Job No. : 02872AT
 Test mode: 00

	Freq	Cable Loss	LISN Factor	Read Level	Level	Limit Line	Over Limit	Remark
	MHz	dB	dB	dBuV	dBuV	dBuV	dB	
1 *	0.1598	0.02	9.62	34.66	44.30	65.47	-21.17	QP
2	0.1598	0.02	9.62	17.77	27.41	55.47	-28.06	Average
3	0.2481	0.03	9.62	25.54	35.19	61.82	-26.63	QP
4	0.2481	0.03	9.62	16.87	26.52	51.82	-25.30	Average
5	0.3166	0.03	9.62	23.62	33.27	59.80	-26.53	QP
6	0.3166	0.03	9.62	16.42	26.07	49.80	-23.73	Average
7	0.5701	0.04	9.62	22.70	32.36	56.00	-23.64	QP
8 *	0.5701	0.04	9.62	18.48	28.14	46.00	-17.86	Average
9	4.3376	0.09	9.66	21.77	31.52	56.00	-24.48	QP
10	4.3376	0.09	9.66	14.53	24.28	46.00	-21.72	Average
11	5.0580	0.09	9.67	19.41	29.17	60.00	-30.83	QP
12	5.0580	0.09	9.67	4.83	14.59	50.00	-35.41	Average



Unless otherwise agreed in writing, this document is issued by the Company subject to its General Conditions of Service printed overleaf, available on request or accessible at <https://www.sgs.com/en/Terms-and-Conditions>. Attention is drawn to the limitation of liability, indemnification and jurisdiction issues defined therein. Any holder of this document is advised that information contained hereon reflects the Company's findings at the time of its intervention only and within the limits of Client's instructions, if any. The Company's sole responsibility is to its Client and this document does not exonerate parties to a transaction from exercising all their rights and obligations under the transaction documents. This document cannot be reproduced except in full, without prior written approval of the Company. Any unauthorized alteration, forgery or falsification of the content or appearance of this document is unlawful and offenders may be prosecuted to the fullest extent of the law. Unless otherwise stated the results shown in this test report refer only to the sample(s) tested and such sample(s) are retained for 30 days only.

Test Mode: 02; Line: Live line



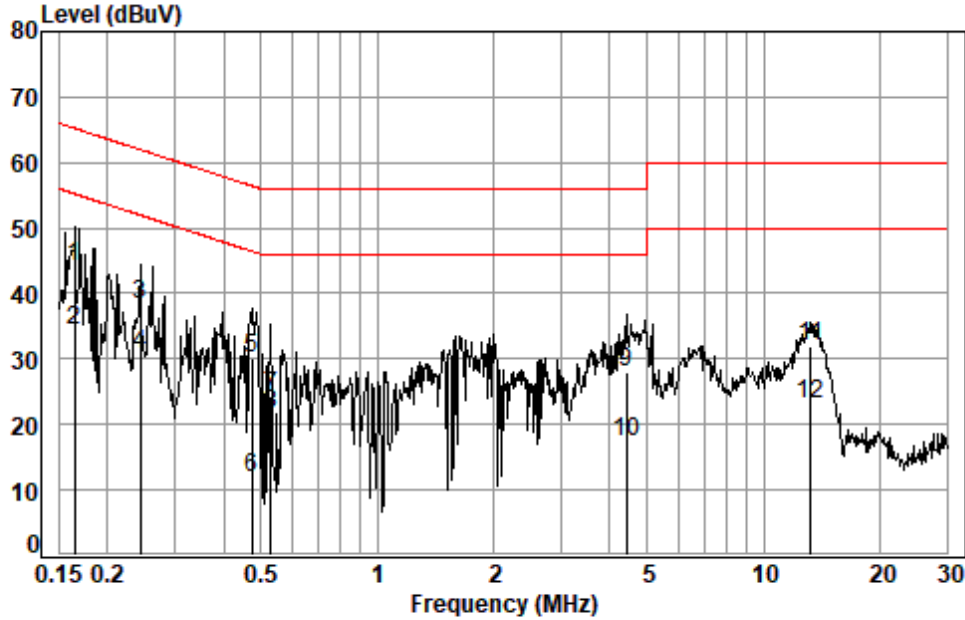
Site : Shielding Room
 Condition: Line
 Job No. : 02872AT
 Test mode: 02

	Freq	Cable Loss	LISN Factor	Read Level	Level	Limit Line	Over Limit	Remark
	MHz	dB	dB	dBuV	dBuV	dBuV	dB	
1	0.1540	0.02	9.63	34.74	44.39	65.78	-21.39	QP
2	0.1540	0.02	9.63	17.42	27.07	55.78	-28.71	Average
3	0.2139	0.03	9.62	27.86	37.51	63.05	-25.54	QP
4	0.2139	0.03	9.62	18.36	28.01	53.05	-25.04	Average
5 *	0.4863	0.04	9.62	28.13	37.79	56.23	-18.44	QP
6 *	0.4863	0.04	9.62	27.66	37.32	46.23	-8.91	Average
7	1.9080	0.07	9.64	21.03	30.74	56.00	-25.26	QP
8	1.9080	0.07	9.64	17.95	27.66	46.00	-18.34	Average
9	4.8997	0.09	9.67	23.29	33.05	56.00	-22.95	QP
10	4.8997	0.09	9.67	13.23	22.99	46.00	-23.01	Average
11	6.3859	0.11	9.70	16.79	26.60	60.00	-33.40	QP
12	6.3859	0.11	9.70	10.06	19.87	50.00	-30.13	Average



Unless otherwise agreed in writing, this document is issued by the Company subject to its General Conditions of Service printed overleaf, available on request or accessible at <https://www.sgs.com/en/Terms-and-Conditions>. Attention is drawn to the limitation of liability, indemnification and jurisdiction issues defined therein. Any holder of this document is advised that information contained hereon reflects the Company's findings at the time of its intervention only and within the limits of Client's instructions, if any. The Company's sole responsibility is to its Client and this document does not exonerate parties to a transaction from exercising all their rights and obligations under the transaction documents. This document cannot be reproduced except in full, without prior written approval of the Company. Any unauthorized alteration, forgery or falsification of the content or appearance of this document is unlawful and offenders may be prosecuted to the fullest extent of the law. Unless otherwise stated the results shown in this test report refer only to the sample(s) tested and such sample(s) are retained for 30 days only.

Test Mode: 02; Line: Neutral Line



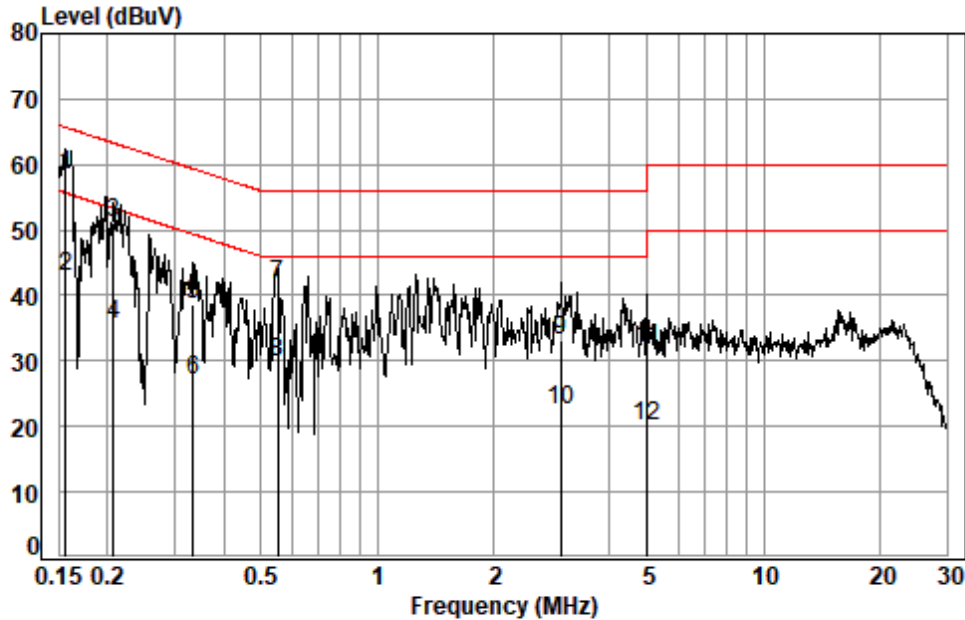
Site : Shielding Room
 Condition: Neutral
 Job No. : 02872AT
 Test mode: 02

	Freq	Cable Loss	LISN Factor	Read Level	Level	Limit Line	Over Limit	Remark
	MHz	dB	dB	dBuV	dBuV	dBuV	dB	
1 *	0.1650	0.02	9.62	34.58	44.22	65.21	-20.99	QP
2 *	0.1650	0.02	9.62	24.86	34.50	55.21	-20.71	Average
3	0.2429	0.03	9.62	28.72	38.37	62.00	-23.63	QP
4	0.2429	0.03	9.62	21.11	30.76	52.00	-21.24	Average
5	0.4736	0.04	9.62	20.48	30.14	56.45	-26.31	QP
6	0.4736	0.04	9.62	2.22	11.88	46.45	-34.57	Average
7	0.5293	0.04	9.62	14.83	24.49	56.00	-31.51	QP
8	0.5293	0.04	9.62	11.92	21.58	46.00	-24.42	Average
9	4.4071	0.09	9.67	18.30	28.06	56.00	-27.94	QP
10	4.4071	0.09	9.67	7.58	17.34	46.00	-28.66	Average
11	13.2667	0.21	9.89	21.90	32.00	60.00	-28.00	QP
12	13.2667	0.21	9.89	12.95	23.05	50.00	-26.95	Average



Unless otherwise agreed in writing, this document is issued by the Company subject to its General Conditions of Service printed overleaf, available on request or accessible at <https://www.sgs.com/en/Terms-and-Conditions>. Attention is drawn to the limitation of liability, indemnification and jurisdiction issues defined therein. Any holder of this document is advised that information contained hereon reflects the Company's findings at the time of its intervention only and within the limits of Client's instructions, if any. The Company's sole responsibility is to its Client and this document does not exonerate parties to a transaction from exercising all their rights and obligations under the transaction documents. This document cannot be reproduced except in full, without prior written approval of the Company. Any unauthorized alteration, forgery or falsification of the content or appearance of this document is unlawful and offenders may be prosecuted to the fullest extent of the law. Unless otherwise stated the results shown in this test report refer only to the sample(s) tested and such sample(s) are retained for 30 days only.

Test Mode: 03; Line: Live line



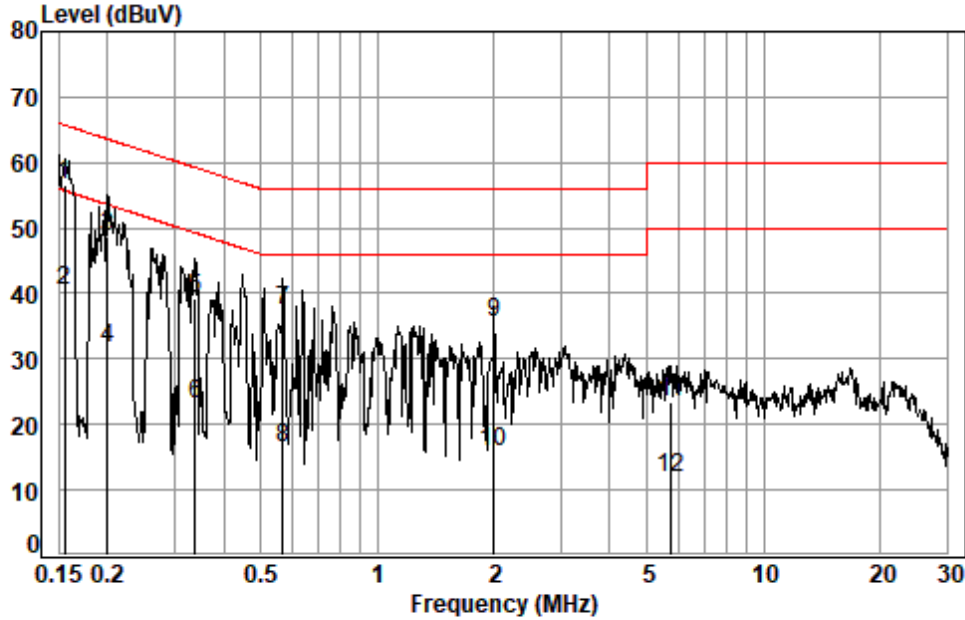
Site : Shielding Room
 Condition: Line
 Job No. : 02872AT
 Test mode: 03

	Freq	Cable Loss	LISN Factor	Read Level	Limit Level	Limit Line	Over Limit	Remark
	MHz	dB	dB	dBuV	dBuV	dBuV	dB	
1 *	0.1565	0.02	9.63	48.84	58.49	65.65	-7.16	QP
2 *	0.1565	0.02	9.63	33.27	42.92	55.65	-12.73	Average
3	0.2072	0.02	9.62	41.58	51.22	63.32	-12.10	QP
4	0.2072	0.02	9.62	26.01	35.65	53.32	-17.67	Average
5	0.3338	0.03	9.62	28.99	38.64	59.35	-20.71	QP
6	0.3338	0.03	9.62	17.53	27.18	49.35	-22.17	Average
7	0.5523	0.04	9.62	32.03	41.69	56.00	-14.31	QP
8	0.5523	0.04	9.62	20.22	29.88	46.00	-16.12	Average
9	2.9935	0.07	9.65	23.51	33.23	56.00	-22.77	QP
10	2.9935	0.07	9.65	12.71	22.43	46.00	-23.57	Average
11	5.0046	0.09	9.67	22.25	32.01	60.00	-27.99	QP
12	5.0046	0.09	9.67	10.25	20.01	50.00	-29.99	Average



Unless otherwise agreed in writing, this document is issued by the Company subject to its General Conditions of Service printed overleaf, available on request or accessible at <https://www.sgs.com/en/Terms-and-Conditions>. Attention is drawn to the limitation of liability, indemnification and jurisdiction issues defined therein. Any holder of this document is advised that information contained hereon reflects the Company's findings at the time of its intervention only and within the limits of Client's instructions, if any. The Company's sole responsibility is to its Client and this document does not exonerate parties to a transaction from exercising all their rights and obligations under the transaction documents. This document cannot be reproduced except in full, without prior written approval of the Company. Any unauthorized alteration, forgery or falsification of the content or appearance of this document is unlawful and offenders may be prosecuted to the fullest extent of the law. Unless otherwise stated the results shown in this test report refer only to the sample(s) tested and such sample(s) are retained for 30 days only.

Test Mode: 03; Line: Neutral Line



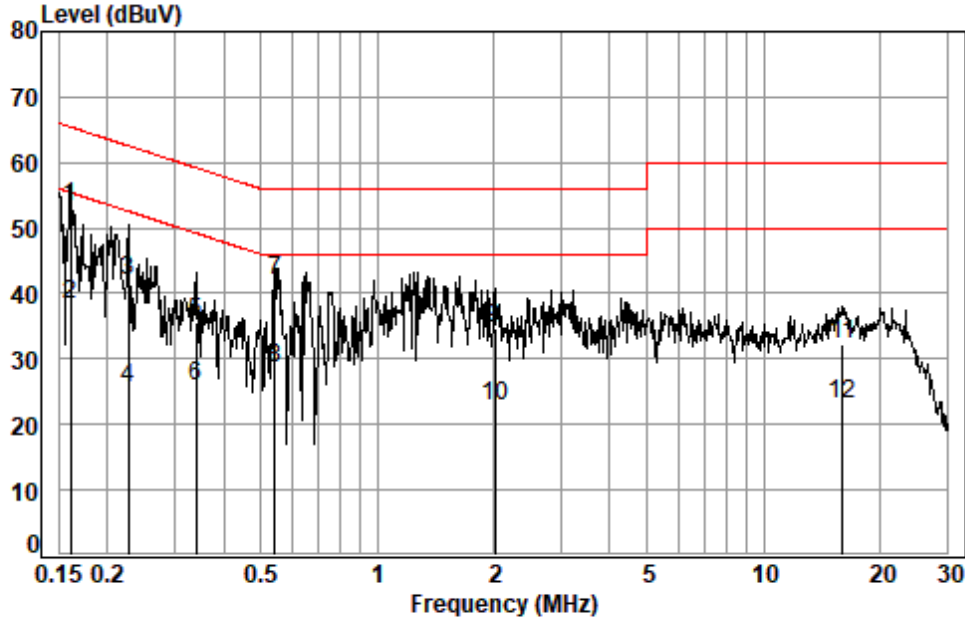
Site : Shielding Room
 Condition: Neutral
 Job No. : 02872AT
 Test mode: 03

	Freq	Cable Loss	LISN Factor	Read Level	Limit Line	Over Limit	Remark
	MHz	dB	dB	dBuV	dBuV	dB	
1 *	0.1548	0.02	9.62	46.99	56.63	65.74	-9.11 QP
2 *	0.1548	0.02	9.62	30.83	40.47	55.74	-15.27 Average
3	0.2007	0.02	9.62	38.93	48.57	63.58	-15.01 QP
4	0.2007	0.02	9.62	21.95	31.59	53.58	-21.99 Average
5	0.3374	0.03	9.62	29.47	39.12	59.27	-20.15 QP
6	0.3374	0.03	9.62	13.59	23.24	49.27	-26.03 Average
7	0.5701	0.04	9.62	27.82	37.48	56.00	-18.52 QP
8	0.5701	0.04	9.62	6.91	16.57	46.00	-29.43 Average
9	2.0012	0.07	9.64	25.95	35.66	56.00	-20.34 QP
10	2.0012	0.07	9.64	6.26	15.97	46.00	-30.03 Average
11	5.7743	0.10	9.70	13.61	23.41	60.00	-36.59 QP
12	5.7743	0.10	9.70	2.08	11.88	50.00	-38.12 Average



Unless otherwise agreed in writing, this document is issued by the Company subject to its General Conditions of Service printed overleaf, available on request or accessible at <https://www.sgs.com/en/Terms-and-Conditions>. Attention is drawn to the limitation of liability, indemnification and jurisdiction issues defined therein. Any holder of this document is advised that information contained hereon reflects the Company's findings at the time of its intervention only and within the limits of Client's instructions, if any. The Company's sole responsibility is to its Client and this document does not exonerate parties to a transaction from exercising all their rights and obligations under the transaction documents. This document cannot be reproduced except in full, without prior written approval of the Company. Any unauthorized alteration, forgery or falsification of the content or appearance of this document is unlawful and offenders may be prosecuted to the fullest extent of the law. Unless otherwise stated the results shown in this test report refer only to the sample(s) tested and such sample(s) are retained for 30 days only.

Test Mode: 04; Line: Live line



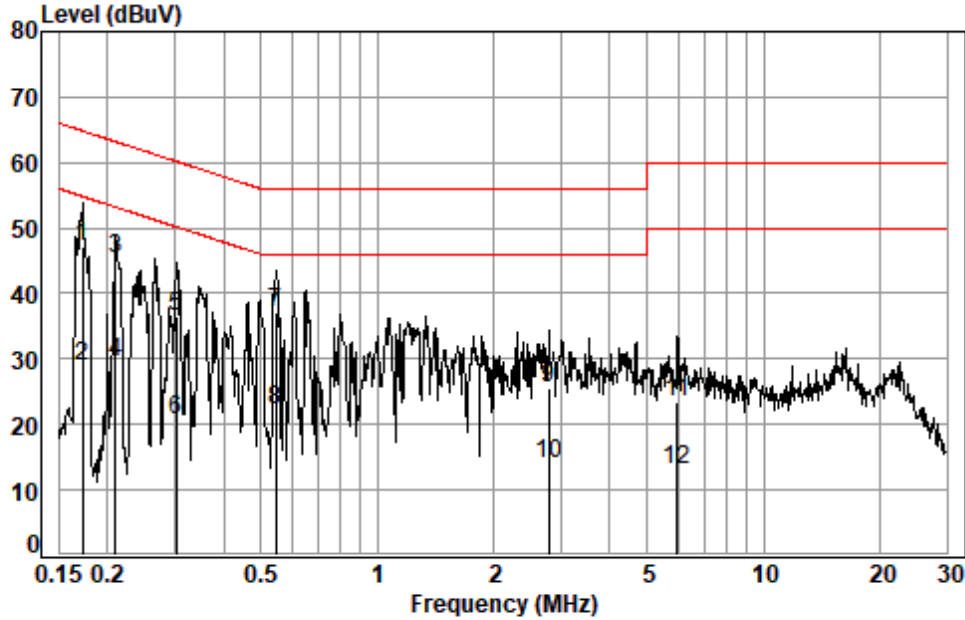
Site : Shielding Room
 Condition: Line
 Job No. : 02872AT
 Test mode: 04

	Freq	Cable Loss	LISN Factor	Read Level	Level	Limit Line	Over Limit	Remark
	MHz	dB	dB	dBuV	dBuV	dBuV	dB	
1 *	0.1607	0.02	9.62	43.65	53.29	65.43	-12.14	QP
2 *	0.1607	0.02	9.62	28.68	38.32	55.43	-17.11	Average
3	0.2268	0.03	9.62	32.46	42.11	62.57	-20.46	QP
4	0.2268	0.03	9.62	15.79	25.44	52.57	-27.13	Average
5	0.3392	0.03	9.62	25.90	35.55	59.22	-23.67	QP
6	0.3392	0.03	9.62	16.20	25.85	49.22	-23.37	Average
7	0.5436	0.04	9.62	32.46	42.12	56.00	-13.88	QP
8	0.5436	0.04	9.62	18.92	28.58	46.00	-17.42	Average
9	2.0119	0.07	9.64	24.88	34.59	56.00	-21.41	QP
10	2.0119	0.07	9.64	12.99	22.70	46.00	-23.30	Average
11	16.0546	0.24	9.86	22.18	32.28	60.00	-27.72	QP
12	16.0546	0.24	9.86	12.93	23.03	50.00	-26.97	Average



Unless otherwise agreed in writing, this document is issued by the Company subject to its General Conditions of Service printed overleaf, available on request or accessible at <https://www.sgs.com/en/Terms-and-Conditions>. Attention is drawn to the limitation of liability, indemnification and jurisdiction issues defined therein. Any holder of this document is advised that information contained hereon reflects the Company's findings at the time of its intervention only and within the limits of Client's instructions, if any. The Company's sole responsibility is to its Client and this document does not exonerate parties to a transaction from exercising all their rights and obligations under the transaction documents. This document cannot be reproduced except in full, without prior written approval of the Company. Any unauthorized alteration, forgery or falsification of the content or appearance of this document is unlawful and offenders may be prosecuted to the fullest extent of the law. Unless otherwise stated the results shown in this test report refer only to the sample(s) tested and such sample(s) are retained for 30 days only.

Test Mode: 04; Line: Neutral Line

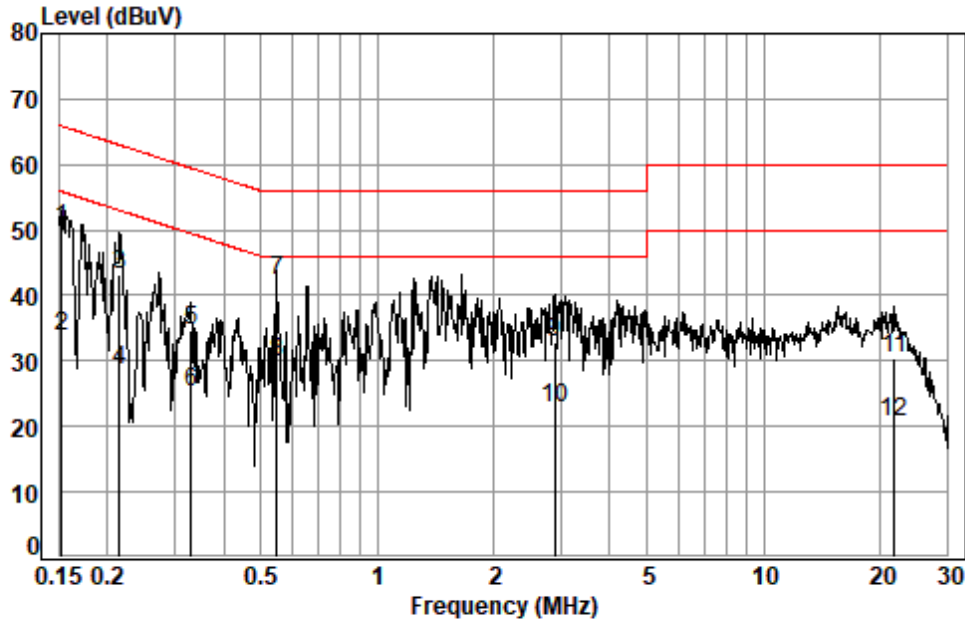


Site : Shielding Room
 Condition: Neutral
 Job No. : 02872AT
 Test mode: 04

	Freq	Cable Loss	LISN Factor	Read Level	Limit Level	Limit Line	Over Limit	Remark
	MHz	dB	dB	dBuV	dBuV	dBuV	dB	
1 *	0.1722	0.02	9.62	37.50	47.14	64.86	-17.72	QP
2	0.1722	0.02	9.62	19.40	29.04	54.86	-25.82	Average
3	0.2106	0.02	9.62	35.59	45.23	63.18	-17.95	QP
4 *	0.2106	0.02	9.62	19.79	29.43	53.18	-23.75	Average
5	0.3019	0.03	9.62	26.99	36.64	60.19	-23.55	QP
6	0.3019	0.03	9.62	10.96	20.61	50.19	-29.58	Average
7	0.5464	0.04	9.62	27.37	37.03	56.00	-18.97	QP
8	0.5464	0.04	9.62	12.52	22.18	46.00	-23.82	Average
9	2.7794	0.07	9.65	15.88	25.60	56.00	-30.40	QP
10	2.7794	0.07	9.65	4.36	14.08	46.00	-31.92	Average
11	5.9925	0.11	9.70	13.57	23.38	60.00	-36.62	QP
12	5.9925	0.11	9.70	3.28	13.09	50.00	-36.91	Average



Test Mode: 05; Line: Live line



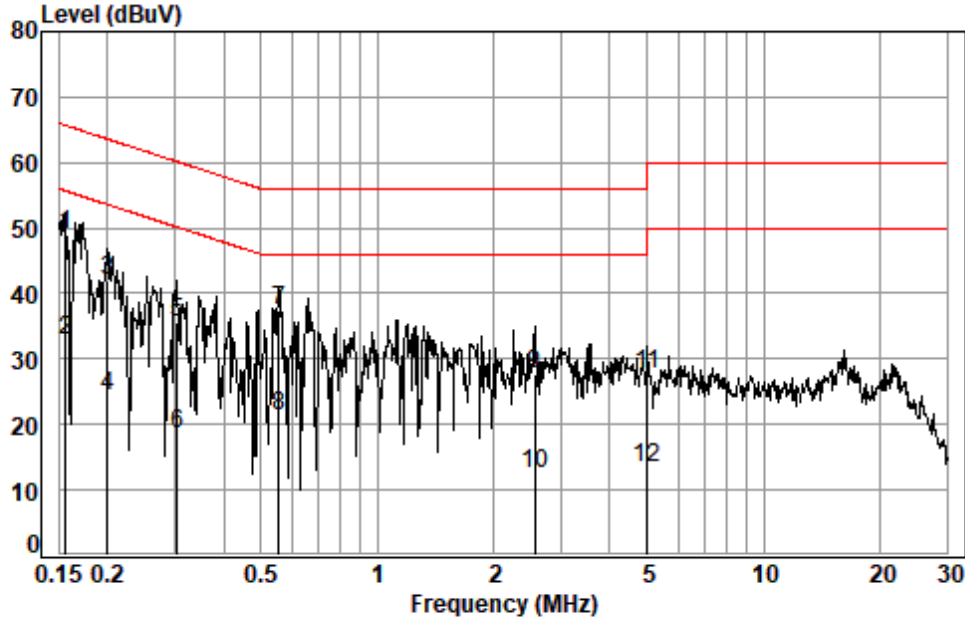
Site : Shielding Room
 Condition: Line
 Job No. : 02872AT
 Test mode: 05

	Freq	Cable Loss	LISN Factor	Read Level	Limit Level	Limit Line	Over Limit	Remark
	MHz	dB	dB	dBuV	dBuV	dBuV	dB	
1	0.1524	0.02	9.63	40.60	50.25	65.87	-15.62	QP
2	0.1524	0.02	9.63	24.08	33.73	55.87	-22.14	Average
3	0.2151	0.03	9.62	33.63	43.28	63.01	-19.73	QP
4	0.2151	0.03	9.62	18.90	28.55	53.01	-24.46	Average
5	0.3303	0.03	9.62	25.14	34.79	59.44	-24.65	QP
6	0.3303	0.03	9.62	15.51	25.16	49.44	-24.28	Average
7 *	0.5493	0.04	9.62	32.66	42.32	56.00	-13.68	QP
8 *	0.5493	0.04	9.62	20.26	29.92	46.00	-16.08	Average
9	2.8845	0.07	9.65	23.28	33.00	56.00	-23.00	QP
10	2.8845	0.07	9.65	13.16	22.88	46.00	-23.12	Average
11	21.8303	0.28	9.99	20.03	30.30	60.00	-29.70	QP
12	21.8303	0.28	9.99	10.43	20.70	50.00	-29.30	Average



Unless otherwise agreed in writing, this document is issued by the Company subject to its General Conditions of Service printed overleaf, available on request or accessible at <https://www.sgs.com/en/Terms-and-Conditions>. Attention is drawn to the limitation of liability, indemnification and jurisdiction issues defined therein. Any holder of this document is advised that information contained hereon reflects the Company's findings at the time of its intervention only and within the limits of Client's instructions, if any. The Company's sole responsibility is to its Client and this document does not exonerate parties to a transaction from exercising all their rights and obligations under the transaction documents. This document cannot be reproduced except in full, without prior written approval of the Company. Any unauthorized alteration, forgery or falsification of the content or appearance of this document is unlawful and offenders may be prosecuted to the fullest extent of the law. Unless otherwise stated the results shown in this test report refer only to the sample(s) tested and such sample(s) are retained for 30 days only.

Test Mode: 05; Line: Neutral Line



Site : Shielding Room
 Condition: Neutral
 Job No. : 02872AT
 Test mode: 05

	Freq	Cable Loss	LISN Factor	Read Level	Limit Level	Limit Line	Over Limit	Remark
	MHz	dB	dB	dBuV	dBuV	dBuV	dB	
1 *	0.1557	0.02	9.62	39.45	49.09	65.69	-16.60	QP
2 *	0.1557	0.02	9.62	23.16	32.80	55.69	-22.89	Average
3	0.2007	0.02	9.62	32.27	41.91	63.58	-21.67	QP
4	0.2007	0.02	9.62	14.82	24.46	53.58	-29.12	Average
5	0.3035	0.03	9.62	25.85	35.50	60.15	-24.65	QP
6	0.3035	0.03	9.62	8.98	18.63	50.15	-31.52	Average
7	0.5552	0.04	9.62	27.74	37.40	56.00	-18.60	QP
8	0.5552	0.04	9.62	11.49	21.15	46.00	-24.85	Average
9	2.5535	0.07	9.64	17.99	27.70	56.00	-28.30	QP
10	2.5535	0.07	9.64	2.73	12.44	46.00	-33.56	Average
11	5.0046	0.09	9.68	17.87	27.64	60.00	-32.36	QP
12	5.0046	0.09	9.68	3.67	13.44	50.00	-36.56	Average



Unless otherwise agreed in writing, this document is issued by the Company subject to its General Conditions of Service printed overleaf, available on request or accessible at <https://www.sgs.com/en/Terms-and-Conditions>. Attention is drawn to the limitation of liability, indemnification and jurisdiction issues defined therein. Any holder of this document is advised that information contained hereon reflects the Company's findings at the time of its intervention only and within the limits of Client's instructions, if any. The Company's sole responsibility is to its Client and this document does not exonerate parties to a transaction from exercising all their rights and obligations under the transaction documents. This document cannot be reproduced except in full, without prior written approval of the Company. Any unauthorized alteration, forgery or falsification of the content or appearance of this document is unlawful and offenders may be prosecuted to the fullest extent of the law. Unless otherwise stated the results shown in this test report refer only to the sample(s) tested and such sample(s) are retained for 30 days only.

6.2 Radiated Emissions (30MHz-1GHz)

Test Requirement: 47 CFR Part 15, Subpart B

Test Method: ANSI C63.4:2014

Measurement Distance: 10m

Limit:

FREQUENCY (MHz)	dBµV/m (At 10m)	dBµV/m (At 3m)
	Class B	Class B
30MHz -88MHz	29.5	40.0
88MHz-216MHz	33.1	43.5
216MHz-960MHz	35.6	46.0
960MHz-1000MHz	43.5	54.0

Detector: Peak for pre-scan (120kHz resolution bandwidth) 30M to 1000MHz

6.2.1 E.U.T. Operation

Operating Environment:

Temperature: 23.6 °C

Humidity: 51.5 % RH

Atmospheric Pressure: 1000 mbar

6.2.2 Test Mode Description

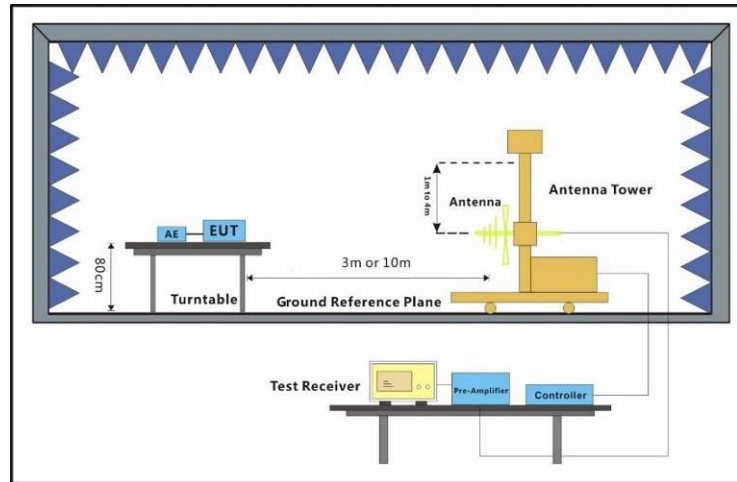
Pre-scan / Final test	Mode Code	Description
Final test	00	Transfer data between the EUT1 and the PC+USB Cable1
Final test	01	Transfer data between the EUT2 and the PC+USB Cable2
Final test	02	Transfer data between the EUT3 and the PC+USB Cable1
Final test	03	BT+WLAN2.4G+EUT1+Playing MP4+USB Cable1+adapter1
Final test	04	BT+WLAN5G+EUT2+camera(Front)+USB Cable1+adapter2
Final test	05	BT+WLAN2.4G+EUT3+camera(Back)+USB Cable1+adapter2



Unless otherwise agreed in writing, this document is issued by the Company subject to its General Conditions of Service printed overleaf, available on request or accessible at <https://www.sgs.com/en/Terms-and-Conditions>. Attention is drawn to the limitation of liability, indemnification and jurisdiction issues defined therein. Any holder of this document is advised that information contained hereon reflects the Company's findings at the time of its intervention only and within the limits of Client's instructions, if any. The Company's sole responsibility is to its Client and this document does not exonerate parties to a transaction from exercising all their rights and obligations under the transaction documents. This document cannot be reproduced except in full, without prior written approval of the Company. Any unauthorized alteration, forgery or falsification of the content or appearance of this document is unlawful and offenders may be prosecuted to the fullest extent of the law. Unless otherwise stated the results shown in this test report refer only to the sample(s) tested and such sample(s) are retained for 30 days only.

Attention: To check the authenticity of testing /inspection report & certificate, please contact us at telephone: (86-755) 8307 1443, or email: CN.Doccheck@sgs.com

6.2.3 Test Setup Diagram



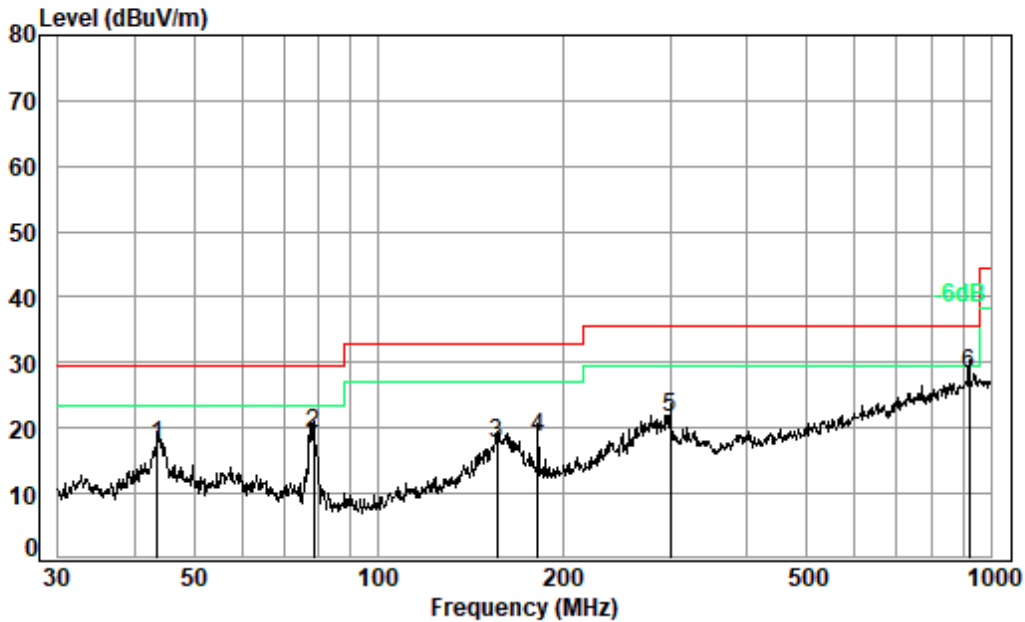
6.2.4 Measurement Procedure and Data

An initial pre-scan was performed in the chamber using the spectrum analyser in peak detection mode. Quasi-peak measurements were conducted based on the peak sweep graph. The EUT was measured by BiConiLog antenna with 2 orthogonal polarities.

Remark: $Level = Read\ Level + Cable\ Loss + Antenna\ Factor - Preamp\ Factor$



Test Mode: 00; Polarity: Horizontal



Condition: 10m HORIZONTAL

Job No. : 02872AT

Test Mode: 00

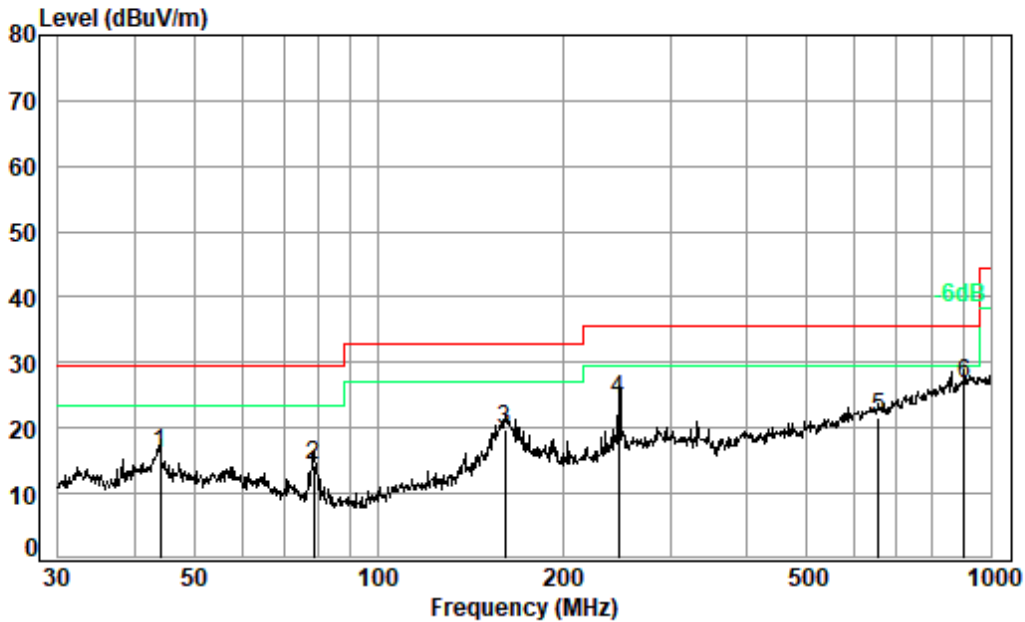
	Read Freq	Ant Level	Ant Factor	Cable Loss	Preamp Factor	Level	Limit Line	Over Limit	Remark
	MHz	dBuV	dB/m	dB	dB	dBuV/m	dBuV/m	dB	
1	43.659	32.21	17.27	0.47	32.50	17.45	29.50	-12.05	QP
2	78.413	37.42	13.53	0.63	32.44	19.14	29.50	-10.36	QP
3	156.458	31.37	17.74	0.95	32.40	17.66	33.00	-15.34	QP
4	181.920	34.24	15.77	1.05	32.40	18.66	33.00	-14.34	QP
5	299.316	34.97	17.61	1.41	32.30	21.69	35.60	-13.91	QP
6 pp	922.516	29.21	27.96	2.59	31.35	28.41	35.60	-7.19	QP



Unless otherwise agreed in writing, this document is issued by the Company subject to its General Conditions of Service printed overleaf, available on request or accessible at <https://www.sgs.com/en/Terms-and-Conditions>. Attention is drawn to the limitation of liability, indemnification and jurisdiction issues defined therein. Any holder of this document is advised that information contained hereon reflects the Company's findings at the time of its intervention only and within the limits of Client's instructions, if any. The Company's sole responsibility is to its Client and this document does not exonerate parties to a transaction from exercising all their rights and obligations under the transaction documents. This document cannot be reproduced except in full, without prior written approval of the Company. Any unauthorized alteration, forgery or falsification of the content or appearance of this document is unlawful and offenders may be prosecuted to the fullest extent of the law. Unless otherwise stated the results shown in this test report refer only to the sample(s) tested and such sample(s) are retained for 30 days only.

Attention: To check the authenticity of testing /inspection report & certificate, please contact us at telephone: (86-755) 8307 1443, or email: CN.Doccheck@sgs.com

Test Mode: 00; Polarity: Vertical



Condition: 10m VERTICAL

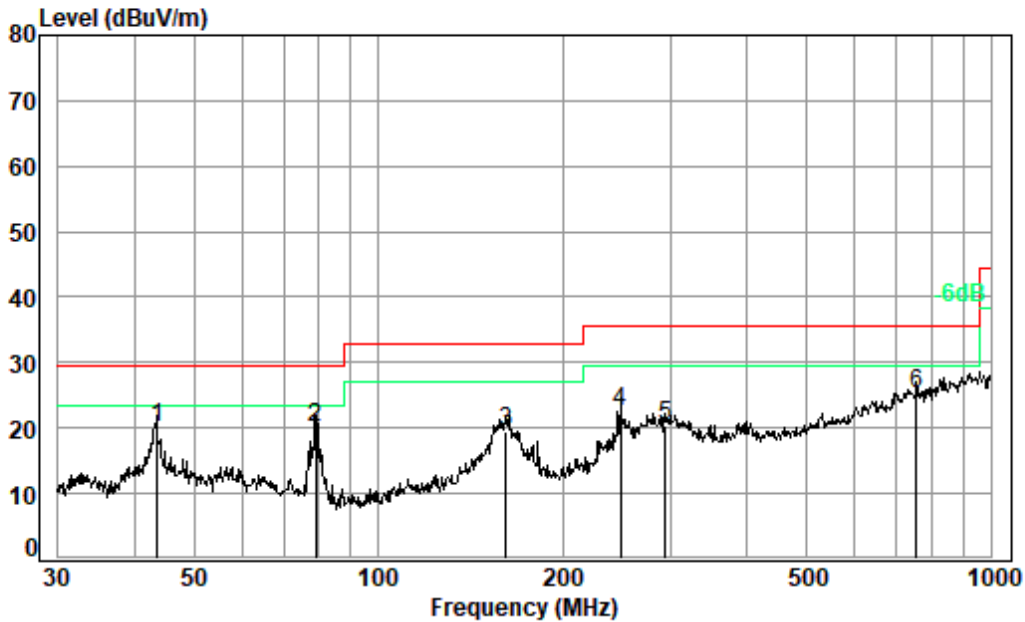
Job No. : 02872AT

Test Mode: 00

	Read Freq	Ant Level	Ant Factor	Cable Loss	Preamp Factor	Level	Limit Line	Over Limit	Remark
	MHz	dBuV	dB/m	dB	dB	dBuV/m	dBuV/m	dB	
1	44.120	30.99	17.28	0.47	32.50	16.24	29.50	-13.26	QP
2	78.413	32.70	13.53	0.63	32.44	14.42	29.50	-15.08	QP
3	160.909	33.83	17.39	0.96	32.40	19.78	33.00	-13.22	QP
4	246.815	39.35	16.05	1.26	32.35	24.31	35.60	-11.29	QP
5	656.530	27.15	24.67	2.17	32.34	21.65	35.60	-13.95	QP
6 pp	903.309	28.08	27.61	2.57	31.39	26.87	35.60	-8.73	QP



Test Mode: 01; Polarity: Horizontal



Condition: 10m HORIZONTAL

Job No. : 02872AT

Test Mode: 01

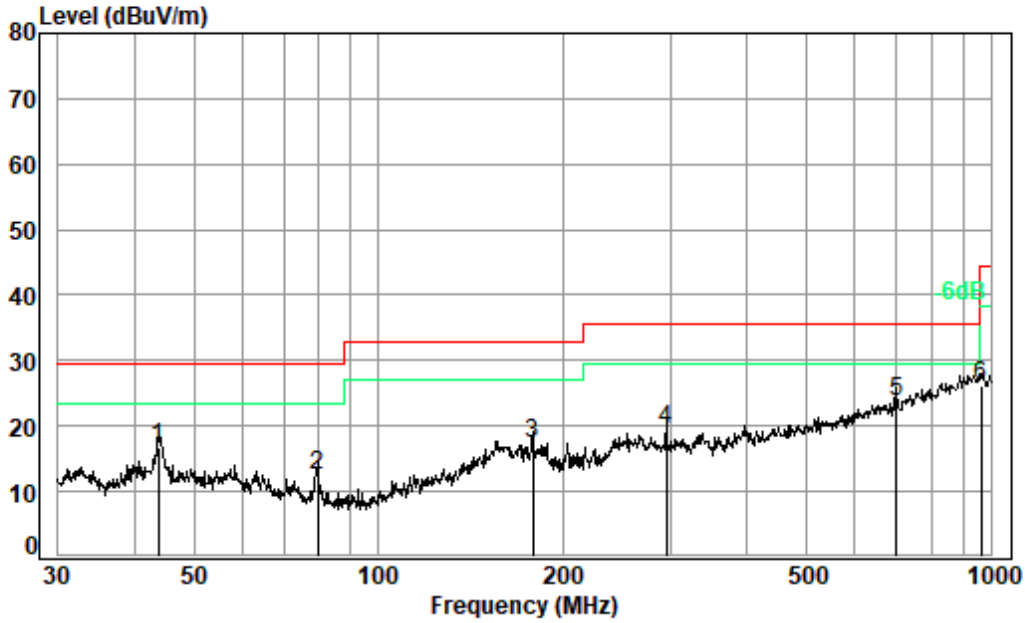
	Read Freq	Ant Level	Ant Factor	Cable Loss	Preamp Factor	Level	Limit Line	Over Limit	Remark
	MHz	dBuV	dB/m	dB	dB	dBuV/m	dBuV/m	dB	
1	43.506	34.78	17.27	0.47	32.50	20.02	29.50	-9.48	QP
2	pp 78.965	38.45	13.44	0.64	32.44	20.09	29.50	-9.41	QP
3	161.474	33.64	17.35	0.97	32.40	19.56	33.00	-13.44	QP
4	248.552	37.60	16.10	1.26	32.35	22.61	35.60	-12.99	QP
5	294.114	33.66	17.57	1.39	32.31	20.31	35.60	-15.29	QP
6	755.387	28.98	25.89	2.36	32.13	25.10	35.60	-10.50	QP



Unless otherwise agreed in writing, this document is issued by the Company subject to its General Conditions of Service printed overleaf, available on request or accessible at <https://www.sgs.com/en/Terms-and-Conditions>. Attention is drawn to the limitation of liability, indemnification and jurisdiction issues defined therein. Any holder of this document is advised that information contained hereon reflects the Company's findings at the time of its intervention only and within the limits of Client's instructions, if any. The Company's sole responsibility is to its Client and this document does not exonerate parties to a transaction from exercising all their rights and obligations under the transaction documents. This document cannot be reproduced except in full, without prior written approval of the Company. Any unauthorized alteration, forgery or falsification of the content or appearance of this document is unlawful and offenders may be prosecuted to the fullest extent of the law. Unless otherwise stated the results shown in this test report refer only to the sample(s) tested and such sample(s) are retained for 30 days only.

Attention: To check the authenticity of testing /inspection report & certificate, please contact us at telephone: (86-755) 8307 1443, or email: CN.Doccheck@sgs.com

Test Mode: 01; Polarity: Vertical



Condition: 10m VERTICAL

Job No. : 02872AT

Test Mode: 01

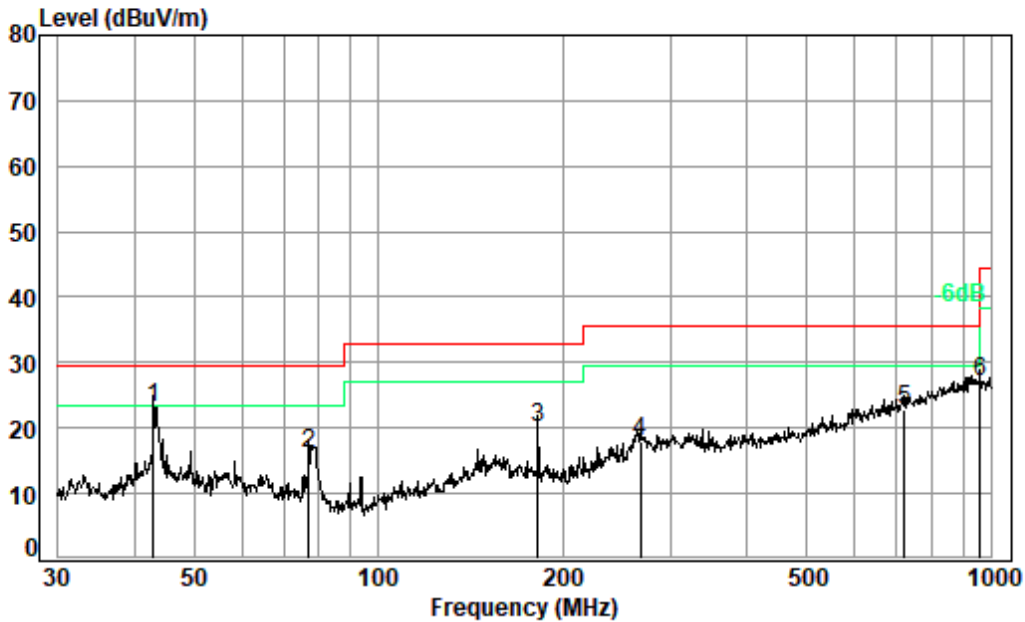
	Read Freq	Ant Level	Ant Factor	Cable Loss	Preamp Factor	Level	Limit Line	Over Limit	Remark
	MHz	dBuV	dB/m	dB	dB	dBuV/m	dBuV/m	dB	
1	43.812	31.45	17.27	0.47	32.50	16.69	29.50	-12.81	QP
2	79.521	30.91	13.35	0.64	32.44	12.46	29.50	-17.04	QP
3	178.758	32.64	15.95	1.04	32.40	17.23	33.00	-15.77	QP
4	295.147	32.64	17.58	1.40	32.30	19.32	35.60	-16.28	QP
5 pp	701.761	28.81	25.08	2.23	32.29	23.83	35.60	-11.77	QP
6	965.542	26.36	28.28	2.64	31.27	26.01	44.40	-18.39	QP



Unless otherwise agreed in writing, this document is issued by the Company subject to its General Conditions of Service printed overleaf, available on request or accessible at <https://www.sgs.com/en/Terms-and-Conditions>. Attention is drawn to the limitation of liability, indemnification and jurisdiction issues defined therein. Any holder of this document is advised that information contained hereon reflects the Company's findings at the time of its intervention only and within the limits of Client's instructions, if any. The Company's sole responsibility is to its Client and this document does not exonerate parties to a transaction from exercising all their rights and obligations under the transaction documents. This document cannot be reproduced except in full, without prior written approval of the Company. Any unauthorized alteration, forgery or falsification of the content or appearance of this document is unlawful and offenders may be prosecuted to the fullest extent of the law. Unless otherwise stated the results shown in this test report refer only to the sample(s) tested and such sample(s) are retained for 30 days only.

Attention: To check the authenticity of testing /inspection report & certificate, please contact us at telephone: (86-755) 8307 1443, or email: CN.Doccheck@sgs.com

Test Mode: 02; Polarity: Horizontal



Condition: 10m HORIZONTAL

Job No. : 02872AT

Test Mode: 02

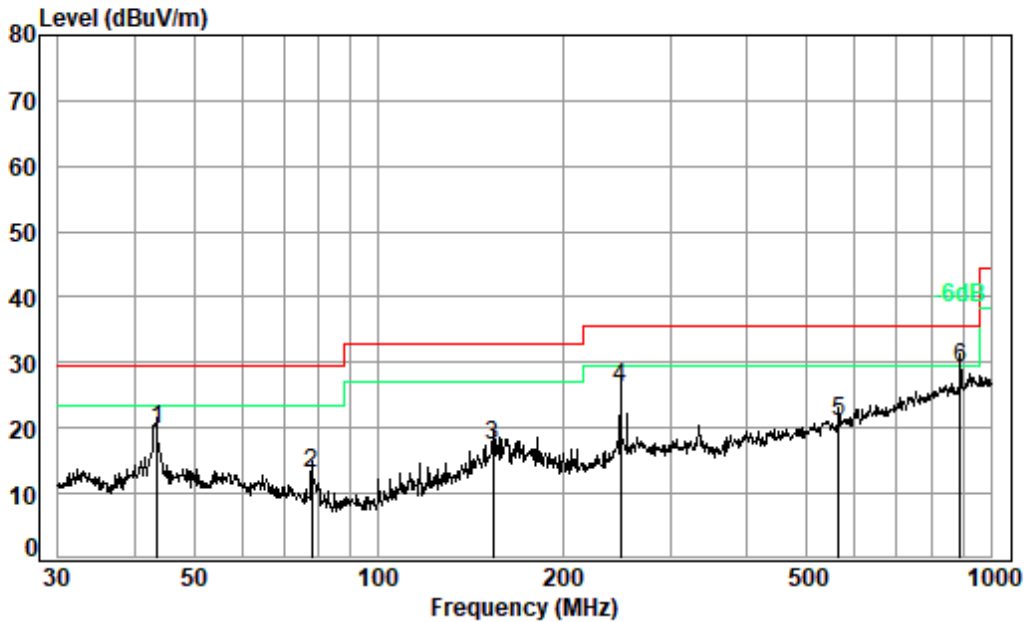
	Read	Ant	Cable	Preamp	Limit	Over	
Freq	Level	Factor	Loss	Factor	Level	Line	Limit Remark
MHz	dBuV	dB/m	dB	dB	dBuV/m	dBuV/m	dB
1 pp	42.900	37.86	17.25	0.47	32.50	23.08	29.50 -6.42 QP
2	77.051	34.11	13.77	0.63	32.45	16.06	29.50 -13.44 QP
3	181.920	35.57	15.77	1.05	32.40	19.99	33.00 -13.01 QP
4	267.546	32.15	16.79	1.32	32.33	17.93	35.60 -17.67 QP
5	721.726	27.44	25.44	2.28	32.23	22.93	35.60 -12.67 QP
6	958.794	27.26	28.34	2.63	31.28	26.95	35.60 -8.65 QP



Unless otherwise agreed in writing, this document is issued by the Company subject to its General Conditions of Service printed overleaf, available on request or accessible at <https://www.sgs.com/en/Terms-and-Conditions>. Attention is drawn to the limitation of liability, indemnification and jurisdiction issues defined therein. Any holder of this document is advised that information contained hereon reflects the Company's findings at the time of its intervention only and within the limits of Client's instructions, if any. The Company's sole responsibility is to its Client and this document does not exonerate parties to a transaction from exercising all their rights and obligations under the transaction documents. This document cannot be reproduced except in full, without prior written approval of the Company. Any unauthorized alteration, forgery or falsification of the content or appearance of this document is unlawful and offenders may be prosecuted to the fullest extent of the law. Unless otherwise stated the results shown in this test report refer only to the sample(s) tested and such sample(s) are retained for 30 days only.

Attention: To check the authenticity of testing /inspection report & certificate, please contact us at telephone: (86-755) 8307 1443, or email: CN.Doccheck@sgs.com

Test Mode: 02; Polarity: Vertical



Condition: 10m VERTICAL

Job No. : 02872AT

Test Mode: 02

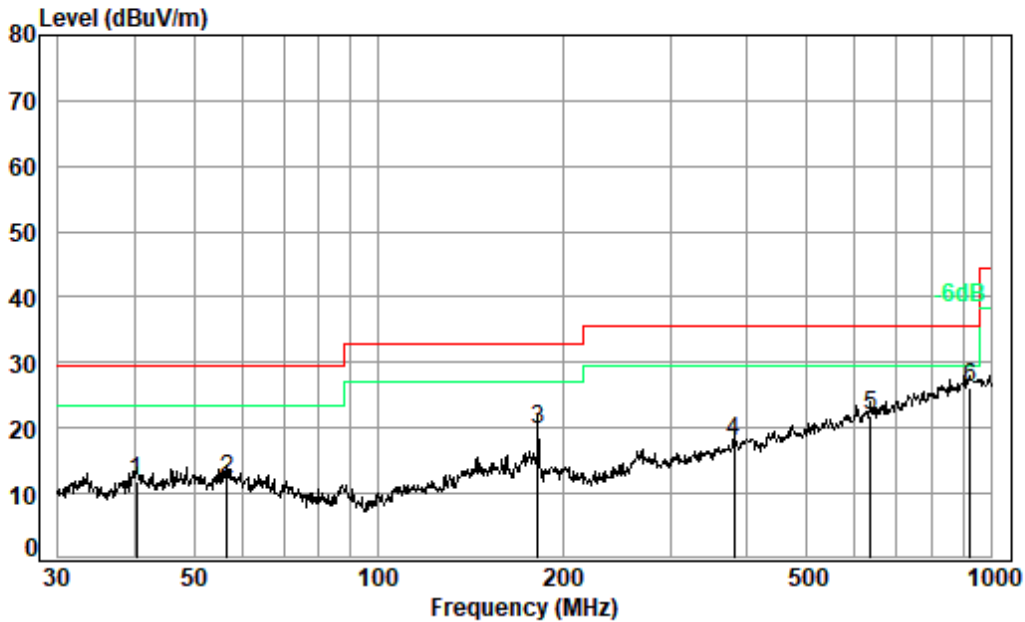
	Read Freq	Ant Level	Ant Factor	Cable Loss	Preamp Factor	Level	Limit Line	Over Limit	Remark
	MHz	dBuV	dB/m	dB	dB	dBuV/m	dBuV/m	dB	
1	43.506	34.45	17.27	0.47	32.50	19.69	29.50	-9.81	QP
2	77.865	31.13	13.62	0.63	32.44	12.94	29.50	-16.56	QP
3	153.739	31.03	17.84	0.93	32.40	17.40	33.00	-15.60	QP
4	248.552	41.06	16.10	1.26	32.35	26.07	35.60	-9.53	QP
5	564.639	28.74	22.75	1.99	32.36	21.12	35.60	-14.48	QP
6 pp	890.728	30.61	27.46	2.56	31.46	29.17	35.60	-6.43	QP



Unless otherwise agreed in writing, this document is issued by the Company subject to its General Conditions of Service printed overleaf, available on request or accessible at <https://www.sgs.com/en/Terms-and-Conditions>. Attention is drawn to the limitation of liability, indemnification and jurisdiction issues defined therein. Any holder of this document is advised that information contained hereon reflects the Company's findings at the time of its intervention only and within the limits of Client's instructions, if any. The Company's sole responsibility is to its Client and this document does not exonerate parties to a transaction from exercising all their rights and obligations under the transaction documents. This document cannot be reproduced except in full, without prior written approval of the Company. Any unauthorized alteration, forgery or falsification of the content or appearance of this document is unlawful and offenders may be prosecuted to the fullest extent of the law. Unless otherwise stated the results shown in this test report refer only to the sample(s) tested and such sample(s) are retained for 30 days only.

Attention: To check the authenticity of testing /inspection report & certificate, please contact us at telephone: (86-755) 8307 1443, or email: CN.Doccheck@sgs.com
 No.1 Workshop, M-10, Middle Section, Science & Technology Park, Nanshan District, Shenzhen, Guangdong, China 518057 t (86-755) 26012053 f (86-755) 26710594 www.sgs.com.cn
 中国·广东·深圳市南山区科技园中区M-10栋1号厂房 邮编: 518057 t (86-755) 26012053 f (86-755) 26710594 sgs.china@sgs.com

Test Mode: 03; Polarity: Horizontal



Condition: 10m HORIZONTAL

Job No. : 02872AT

Test Mode: 03

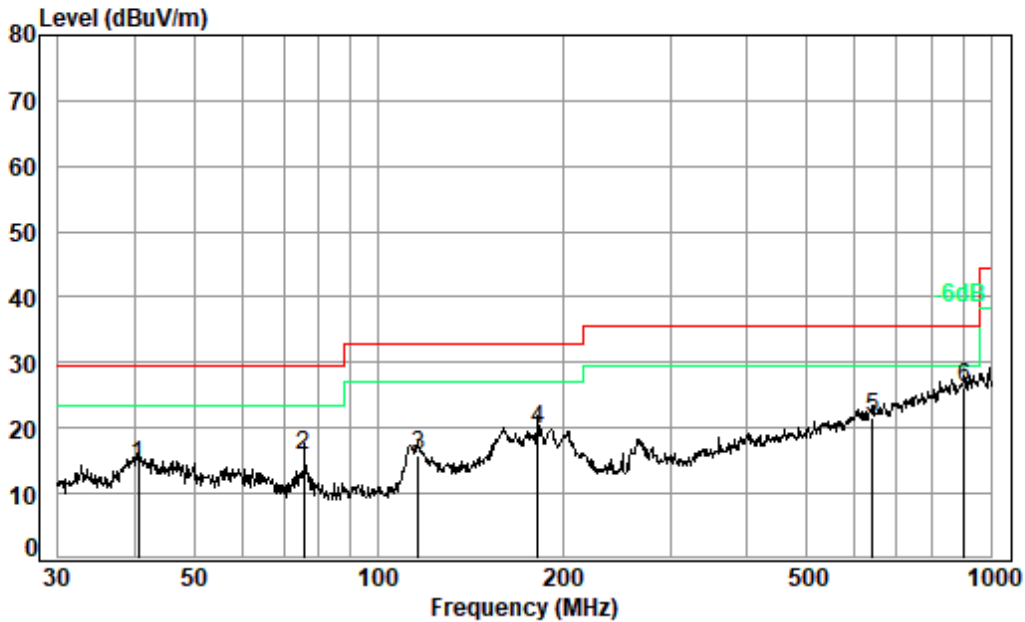
	Read Freq	Ant Level	Ant Factor	Cable Loss	Preamp Factor	Level	Limit Line	Over Limit	Remark
	MHz	dBuV	dB/m	dB	dB	dBuV/m	dBuV/m	dB	
1	40.276	26.84	17.11	0.45	32.50	11.90	29.50	-17.60	QP
2	56.593	26.88	17.30	0.54	32.49	12.23	29.50	-17.27	QP
3	181.920	35.48	15.77	1.05	32.40	19.90	33.00	-13.10	QP
4	381.249	28.94	19.59	1.59	32.30	17.82	35.60	-17.78	QP
5	636.134	27.73	24.46	2.14	32.36	21.97	35.60	-13.63	QP
6 pp	925.756	26.76	28.04	2.60	31.35	26.05	35.60	-9.55	QP



Unless otherwise agreed in writing, this document is issued by the Company subject to its General Conditions of Service printed overleaf, available on request or accessible at <https://www.sgs.com/en/Terms-and-Conditions>. Attention is drawn to the limitation of liability, indemnification and jurisdiction issues defined therein. Any holder of this document is advised that information contained hereon reflects the Company's findings at the time of its intervention only and within the limits of Client's instructions, if any. The Company's sole responsibility is to its Client and this document does not exonerate parties to a transaction from exercising all their rights and obligations under the transaction documents. This document cannot be reproduced except in full, without prior written approval of the Company. Any unauthorized alteration, forgery or falsification of the content or appearance of this document is unlawful and offenders may be prosecuted to the fullest extent of the law. Unless otherwise stated the results shown in this test report refer only to the sample(s) tested and such sample(s) are retained for 30 days only.

Attention: To check the authenticity of testing /inspection report & certificate, please contact us at telephone: (86-755) 8307 1443, or email: CN.Doccheck@sgs.com

Test Mode: 03; Polarity: Vertical



Condition: 10m VERTICAL

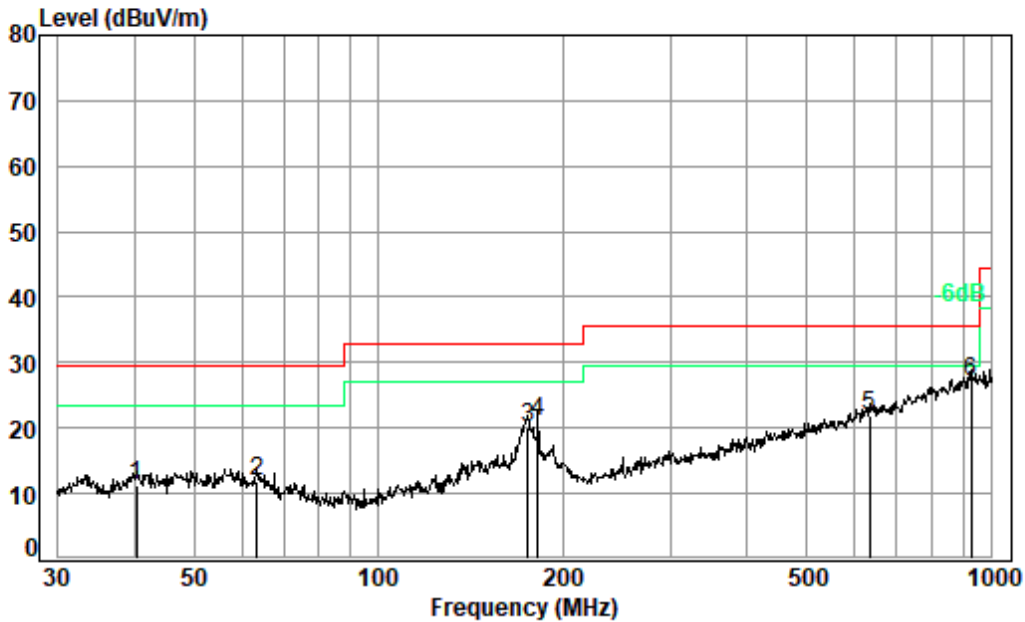
Job No. : 02872AT

Test Mode: 03

	Read Freq	Ant Level	Ant Factor	Cable Loss	Preamp Factor	Level	Limit Line	Over Limit	Remark
	MHz	dBuV	dB/m	dB	dB	dBuV/m	dBuV/m	dB	
1	40.559	29.29	17.13	0.45	32.50	14.37	29.50	-15.13	QP
2	75.711	33.49	14.03	0.62	32.45	15.69	29.50	-13.81	QP
3	116.132	32.91	14.56	0.78	32.40	15.85	33.00	-17.15	QP
4	181.920	35.39	15.77	1.05	32.40	19.81	33.00	-13.19	QP
5	640.611	27.26	24.49	2.15	32.36	21.54	35.60	-14.06	QP
6 pp	903.309	27.22	27.61	2.57	31.39	26.01	35.60	-9.59	QP



Test Mode: 04; Polarity: Horizontal



Condition: 10m HORIZONTAL

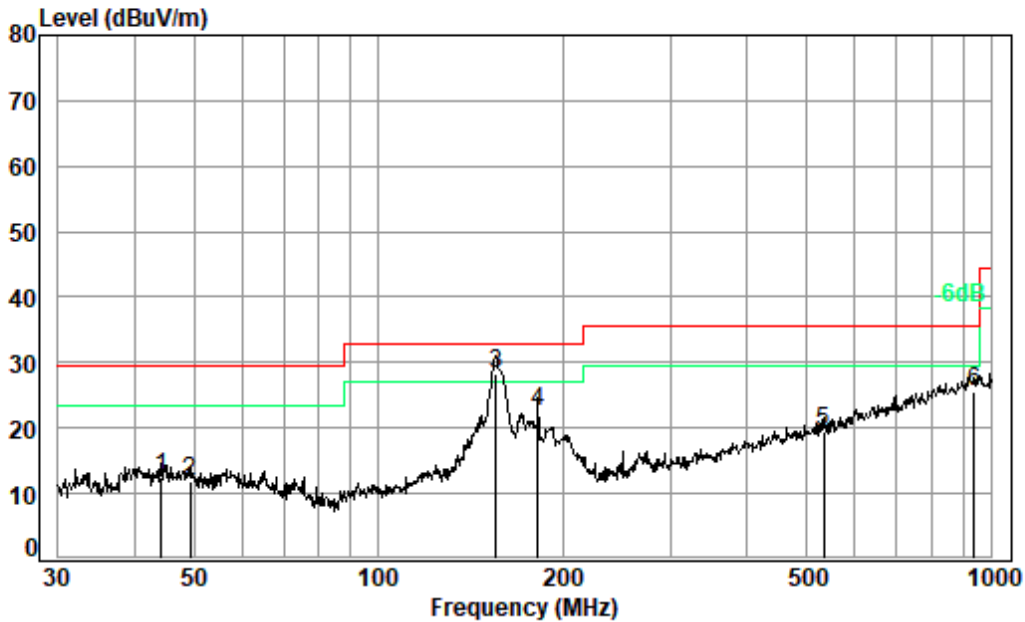
Job No. : 02872AT

Test Mode: 04

	Read Freq	Level	Ant Factor	Cable Loss	Preamp Factor	Level	Limit	Over	Remark
	MHz	dBuV	dB/m	dB	dB	dBuV/m	dBuV/m	dB	
1	40.276	26.23	17.11	0.45	32.50	11.29	29.50	-18.21	QP
2	63.313	27.15	16.50	0.57	32.47	11.75	29.50	-17.75	QP
3	175.652	35.30	16.14	1.02	32.40	20.06	33.00	-12.94	QP
4	181.920	36.57	15.77	1.05	32.40	20.99	33.00	-12.01	QP
5	633.907	27.65	24.46	2.14	32.37	21.88	35.60	-13.72	QP
6 pp	929.008	27.57	28.10	2.60	31.34	26.93	35.60	-8.67	QP



Test Mode: 04; Polarity: Vertical



Condition: 10m VERTICAL

Job No. : 02872AT

Test Mode: 04

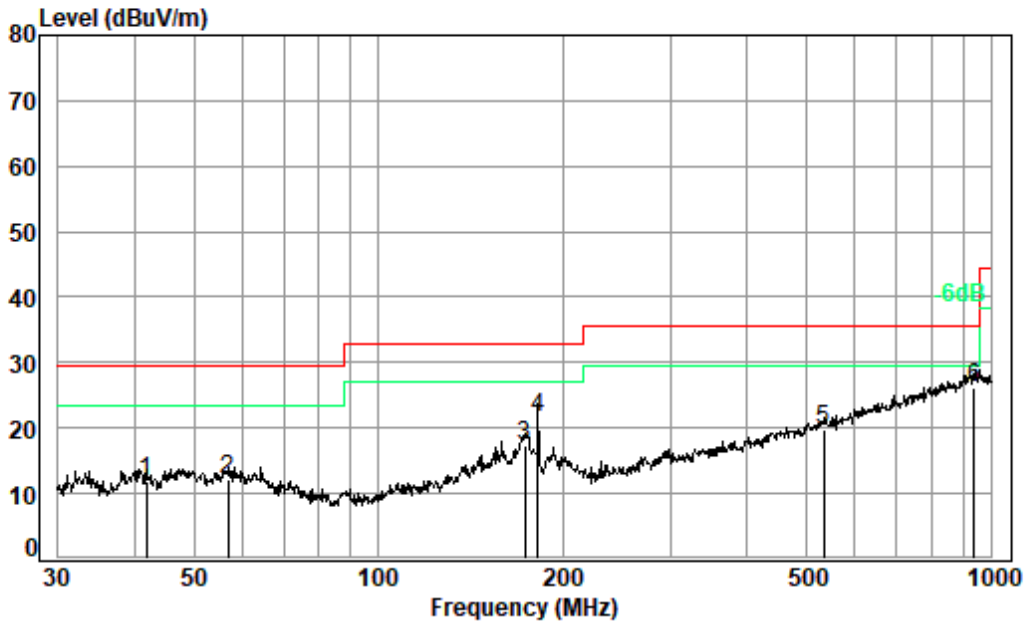
	Read Freq	Ant Level	Ant Factor	Cable Loss	Preamp Factor	Level	Limit Line	Over Limit	Remark
	MHz	dBuV	dB/m	dB	dB	dBuV/m	dBuV/m	dB	
1	44.275	27.23	17.28	0.48	32.50	12.49	29.50	-17.01	QP
2	49.359	26.64	17.19	0.51	32.50	11.84	29.50	-17.66	QP
3 pp	155.910	42.04	17.78	0.94	32.40	28.36	33.00	-4.64	QP
4	181.920	38.17	15.77	1.05	32.40	22.59	33.00	-10.41	QP
5	533.832	27.33	22.56	1.91	32.33	19.47	35.60	-16.13	QP
6	938.833	26.00	28.35	2.61	31.32	25.64	35.60	-9.96	QP



Unless otherwise agreed in writing, this document is issued by the Company subject to its General Conditions of Service printed overleaf, available on request or accessible at <https://www.sgs.com/en/Terms-and-Conditions>. Attention is drawn to the limitation of liability, indemnification and jurisdiction issues defined therein. Any holder of this document is advised that information contained hereon reflects the Company's findings at the time of its intervention only and within the limits of Client's instructions, if any. The Company's sole responsibility is to its Client and this document does not exonerate parties to a transaction from exercising all their rights and obligations under the transaction documents. This document cannot be reproduced except in full, without prior written approval of the Company. Any unauthorized alteration, forgery or falsification of the content or appearance of this document is unlawful and offenders may be prosecuted to the fullest extent of the law. Unless otherwise stated the results shown in this test report refer only to the sample(s) tested and such sample(s) are retained for 30 days only.

Attention: To check the authenticity of testing /inspection report & certificate, please contact us at telephone: (86-755) 8307 1443, or email: CN.Doccheck@sgs.com
 No.1 Workshop, M-10, Middle Section, Science & Technology Park, Nanshan District, Shenzhen, Guangdong, China 518057 t (86-755) 26012053 f (86-755) 26710594 www.sgs.com.cn
 中国·广东·深圳市南山区科技园中区M-10栋1号厂房 邮编: 518057 t (86-755) 26012053 f (86-755) 26710594 sgs.china@sgs.com

Test Mode: 05; Polarity: Horizontal



Condition: 10m HORIZONTAL

Job No. : 02872AT

Test Mode: 05

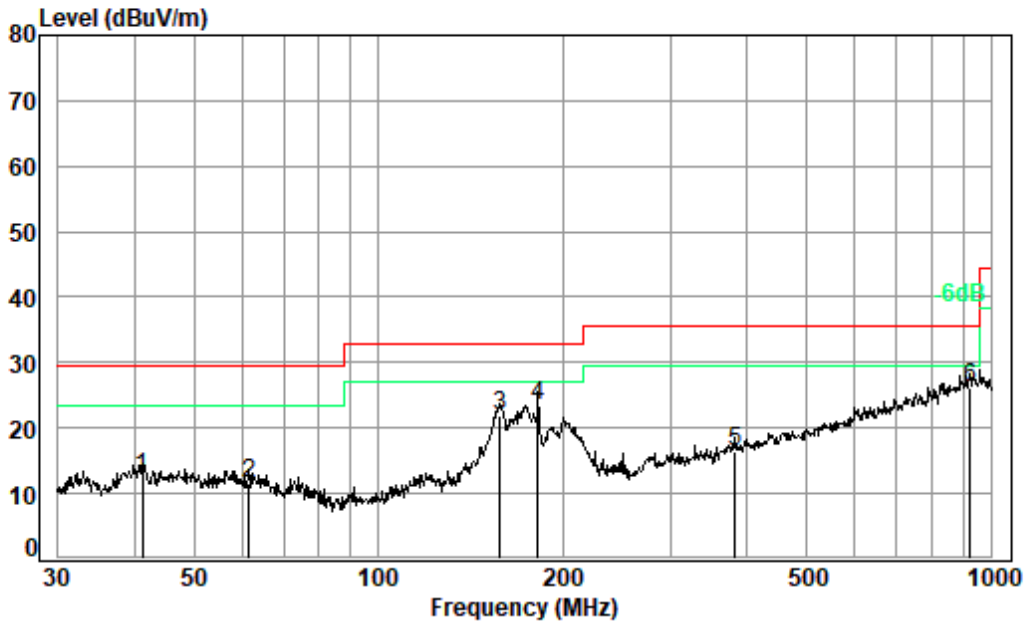
	Read Freq	Ant Level	Ant Factor	Cable Loss	Preamp Factor	Level	Limit	Over	Remark
	MHz	dBuV	dB/m	dB	dB	dBuV/m	dBuV/m	dB	
1	41.860	26.62	17.21	0.46	32.50	11.79	29.50	-17.71	QP
2	56.792	26.69	17.29	0.54	32.49	12.03	29.50	-17.47	QP
3	173.814	32.44	16.23	1.02	32.40	17.29	33.00	-15.71	QP
4	181.920	37.24	15.77	1.05	32.40	21.66	33.00	-11.34	QP
5	533.832	27.50	22.56	1.91	32.33	19.64	35.60	-15.96	QP
6 pp	938.833	26.57	28.35	2.61	31.32	26.21	35.60	-9.39	QP



Unless otherwise agreed in writing, this document is issued by the Company subject to its General Conditions of Service printed overleaf, available on request or accessible at <https://www.sgs.com/en/Terms-and-Conditions>. Attention is drawn to the limitation of liability, indemnification and jurisdiction issues defined therein. Any holder of this document is advised that information contained hereon reflects the Company's findings at the time of its intervention only and within the limits of Client's instructions, if any. The Company's sole responsibility is to its Client and this document does not exonerate parties to a transaction from exercising all their rights and obligations under the transaction documents. This document cannot be reproduced except in full, without prior written approval of the Company. Any unauthorized alteration, forgery or falsification of the content or appearance of this document is unlawful and offenders may be prosecuted to the fullest extent of the law. Unless otherwise stated the results shown in this test report refer only to the sample(s) tested and such sample(s) are retained for 30 days only.

Attention: To check the authenticity of testing /inspection report & certificate, please contact us at telephone: (86-755) 8307 1443, or email: CN.Doccheck@sgs.com

Test Mode: 05; Polarity: Vertical



Condition: 10m VERTICAL

Job No. : 02872AT

Test Mode: 05

	Freq	Read Level	Ant Factor	Cable Loss	Preamp Factor	Level	Limit Line	Over Limit	Remark
	MHz	dBuV	dB/m	dB	dB	dBuV/m	dBuV/m	dB	
1	41.277	27.37	17.17	0.46	32.50	12.50	29.50	-17.00	QP
2	61.562	26.64	16.85	0.56	32.48	11.57	29.50	-17.93	QP
3	158.112	35.69	17.60	0.95	32.40	21.84	33.00	-11.16	QP
4	181.920	39.06	15.77	1.05	32.40	23.48	33.00	-9.52	QP
5	382.588	27.61	19.63	1.59	32.30	16.53	35.60	-19.07	QP
6 pp	925.756	26.99	28.04	2.60	31.35	26.28	35.60	-9.32	QP



Unless otherwise agreed in writing, this document is issued by the Company subject to its General Conditions of Service printed overleaf, available on request or accessible at <https://www.sgs.com/en/Terms-and-Conditions>. Attention is drawn to the limitation of liability, indemnification and jurisdiction issues defined therein. Any holder of this document is advised that information contained hereon reflects the Company's findings at the time of its intervention only and within the limits of Client's instructions, if any. The Company's sole responsibility is to its Client and this document does not exonerate parties to a transaction from exercising all their rights and obligations under the transaction documents. This document cannot be reproduced except in full, without prior written approval of the Company. Any unauthorized alteration, forgery or falsification of the content or appearance of this document is unlawful and offenders may be prosecuted to the fullest extent of the law. Unless otherwise stated the results shown in this test report refer only to the sample(s) tested and such sample(s) are retained for 30 days only.

Attention: To check the authenticity of testing /inspection report & certificate, please contact us at telephone: (86-755) 8307 1443, or email: CN.Doccheck@sgs.com

6.3 Radiated Emissions (Above 1GHz)

Test Requirement: 47 CFR Part 15, Subpart B

Test Method: ANSI C63.4:2014

Measurement Distance: 3m

Limit:

Above 1GHz 74(dBµV/m) peak, 54(dBµV/m) average at 3m distance
83.54(dBµV/m) peak, 63.54(dBµV/m) average at 1m distance

Detector: Peak for pre-scan (1MHz resolution bandwidth) 1GHz to 40GHz

6.3.1 E.U.T. Operation

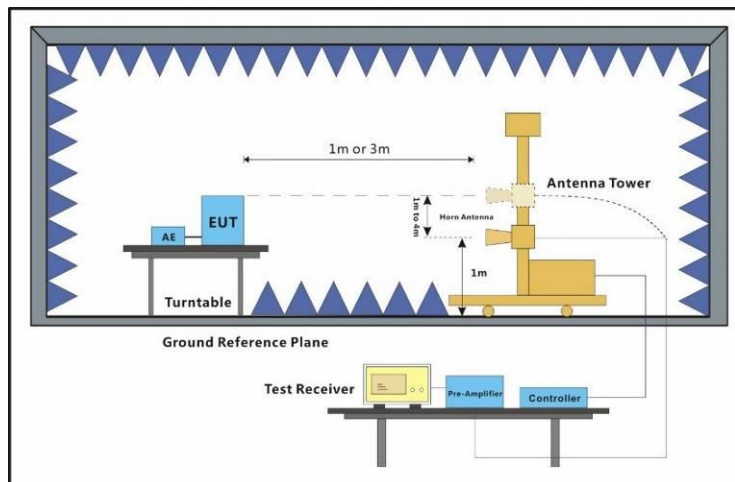
Operating Environment:

Temperature: 22.1 °C Humidity: 67.6 % RH Atmospheric Pressure: 1000 mbar

6.3.2 Test Mode Description

Pre-scan / Final test	Mode Code	Description
Final test	00	Transfer data between the EUT1 and the PC+USB Cable1
Final test	01	Transfer data between the EUT2 and the PC+USB Cable2
Final test	02	Transfer data between the EUT3 and the PC+USB Cable1
Final test	03	BT+WLAN2.4G+EUT1+Playing MP4+USB Cable1+adapter1
Final test	04	BT+WLAN5G+EUT2+camera(Front)+USB Cable1+adapter2
Final test	05	BT+WLAN2.4G+EUT3+camera(Back)+USB Cable1+adapter2

6.3.3 Test Setup Diagram



Unless otherwise agreed in writing, this document is issued by the Company subject to its General Conditions of Service printed overleaf, available on request or accessible at <https://www.sgs.com/en/Terms-and-Conditions>. Attention is drawn to the limitation of liability, indemnification and jurisdiction issues defined therein. Any holder of this document is advised that information contained hereon reflects the Company's findings at the time of its intervention only and within the limits of Client's instructions, if any. The Company's sole responsibility is to its Client and this document does not exonerate parties to a transaction from exercising all their rights and obligations under the transaction documents. This document cannot be reproduced except in full, without prior written approval of the Company. Any unauthorized alteration, forgery or falsification of the content or appearance of this document is unlawful and offenders may be prosecuted to the fullest extent of the law. Unless otherwise stated the results shown in this test report refer only to the sample(s) tested and such sample(s) are retained for 30 days only.

6.3.4 Measurement Procedure and Data

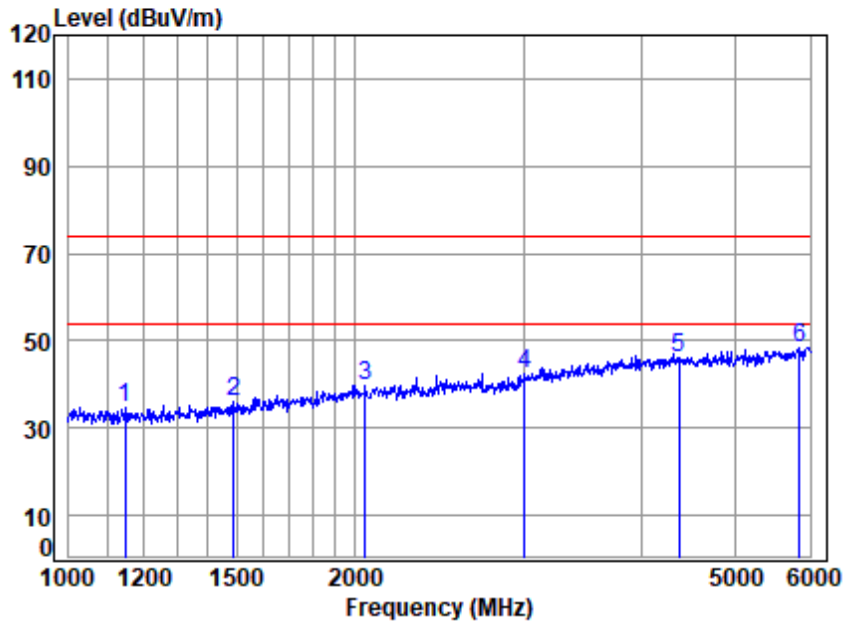
An initial pre-scan was performed in the chamber using the spectrum analyser in peak detection mode. Average measurements were conducted based on the peak sweep graph. The EUT was measured by Horn antenna with 2 orthogonal polarities.

The red line show in graphic is the limit in standard used in this section.

Remark: Level= Read Level+ Cable Loss+ Antenna Factor- Preamp Factor



Test Mode: 00; Polarity: Horizontal



Site : chamber
 Condition: 3m HORIZONTAL
 Job No : 02872AT
 Mode : 00

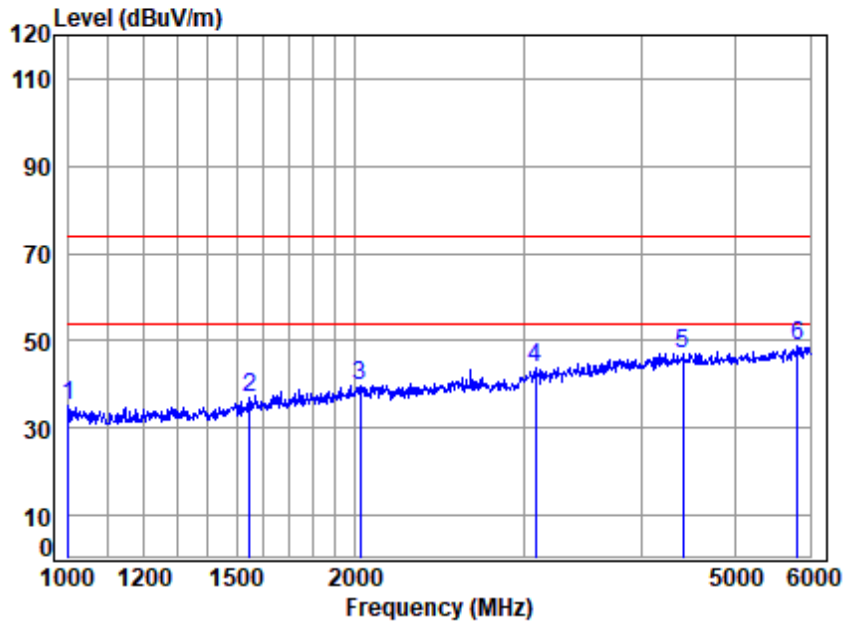
	Freq	Cable Loss	Ant Factor	Preamp Factor	Read Level	Limit Level	Over Line	Limit	Over Limit	Remark
	MHz	dB	dB/m	dB	dBuV	dBuV/m	dBuV/m	dB	dB	
1	1145.881	3.48	24.18	37.89	45.02	34.79	74.00	-39.21	peak	
2	1491.172	4.05	25.37	36.90	43.70	36.22	74.00	-37.78	peak	
3	2047.672	4.73	28.39	35.77	42.33	39.68	74.00	-34.32	peak	
4	3009.976	5.59	30.90	35.44	41.51	42.56	74.00	-31.44	peak	
5	4369.367	7.04	33.56	34.59	40.14	46.15	74.00	-27.85	peak	
6 q	5851.364	8.07	34.70	35.03	40.73	48.47	74.00	-25.53	peak	



Unless otherwise agreed in writing, this document is issued by the Company subject to its General Conditions of Service printed overleaf, available on request or accessible at <https://www.sgs.com/en/Terms-and-Conditions>. Attention is drawn to the limitation of liability, indemnification and jurisdiction issues defined therein. Any holder of this document is advised that information contained hereon reflects the Company's findings at the time of its intervention only and within the limits of Client's instructions, if any. The Company's sole responsibility is to its Client and this document does not exonerate parties to a transaction from exercising all their rights and obligations under the transaction documents. This document cannot be reproduced except in full, without prior written approval of the Company. Any unauthorized alteration, forgery or falsification of the content or appearance of this document is unlawful and offenders may be prosecuted to the fullest extent of the law. Unless otherwise stated the results shown in this test report refer only to the sample(s) tested and such sample(s) are retained for 30 days only.

Attention: To check the authenticity of testing /inspection report & certificate, please contact us at telephone: (86-755) 8307 1443, or email: CN.Doccheck@sgs.com
 No.1 Workshop, M-10, Middle Section, Science & Technology Park, Nanshan District, Shenzhen, Guangdong, China 518057 t (86-755) 26012053 f (86-755) 26710594 www.sgs.com.cn
 中国·广东·深圳市南山区科技园中区M-10栋1号厂房 邮编: 518057 t (86-755) 26012053 f (86-755) 26710594 sgs.china@sgs.com

Test Mode: 00; Polarity: Vertical



Site : chamber
 Condition: 3m VERTICAL
 Job No : 02872AT
 Mode : 00

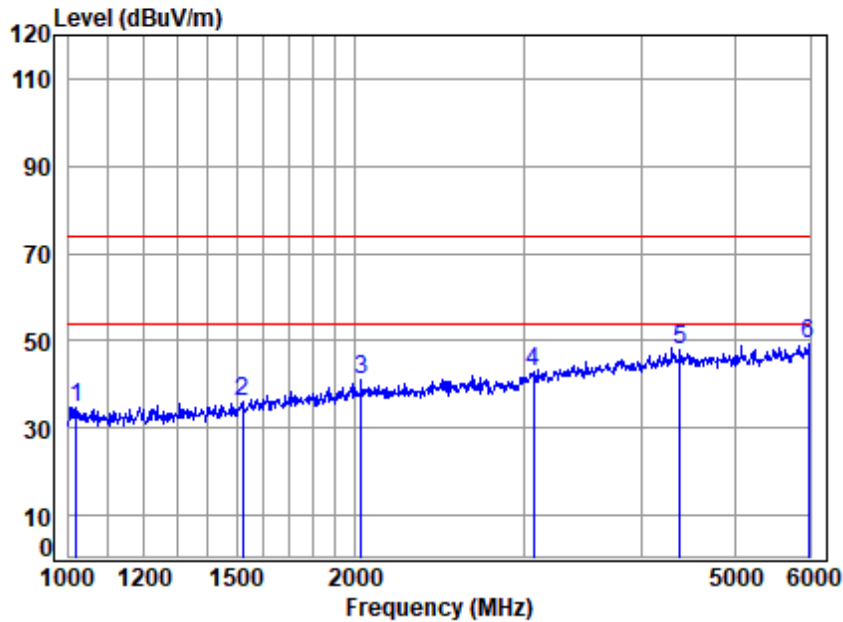
	Freq	Cable Loss	Ant Factor	Preamp Factor	Read Level	Limit Level	Limit Line	Over Limit	Remark
	MHz	dB	dB/m	dB	dBuV	dBuV/m	dBuV/m	dB	
1	1000.000	3.19	25.00	38.40	45.28	35.07	74.00	-38.93	peak
2	1548.349	4.13	25.88	36.75	43.50	36.76	74.00	-37.24	peak
3	2022.150	4.70	28.23	35.78	42.42	39.57	74.00	-34.43	peak
4	3091.970	5.71	31.38	35.33	41.94	43.70	74.00	-30.30	peak
5	4416.593	7.07	33.50	34.62	40.85	46.80	74.00	-27.20	peak
6 q	5819.996	8.05	34.64	35.03	41.00	48.66	74.00	-25.34	peak



Unless otherwise agreed in writing, this document is issued by the Company subject to its General Conditions of Service printed overleaf, available on request or accessible at <https://www.sgs.com/en/Terms-and-Conditions>. Attention is drawn to the limitation of liability, indemnification and jurisdiction issues defined therein. Any holder of this document is advised that information contained hereon reflects the Company's findings at the time of its intervention only and within the limits of Client's instructions, if any. The Company's sole responsibility is to its Client and this document does not exonerate parties to a transaction from exercising all their rights and obligations under the transaction documents. This document cannot be reproduced except in full, without prior written approval of the Company. Any unauthorized alteration, forgery or falsification of the content or appearance of this document is unlawful and offenders may be prosecuted to the fullest extent of the law. Unless otherwise stated the results shown in this test report refer only to the sample(s) tested and such sample(s) are retained for 30 days only.

Attention: To check the authenticity of testing /inspection report & certificate, please contact us at telephone: (86-755) 8307 1443, or email: CN.Doccheck@sgs.com

Test Mode: 01; Polarity: Horizontal



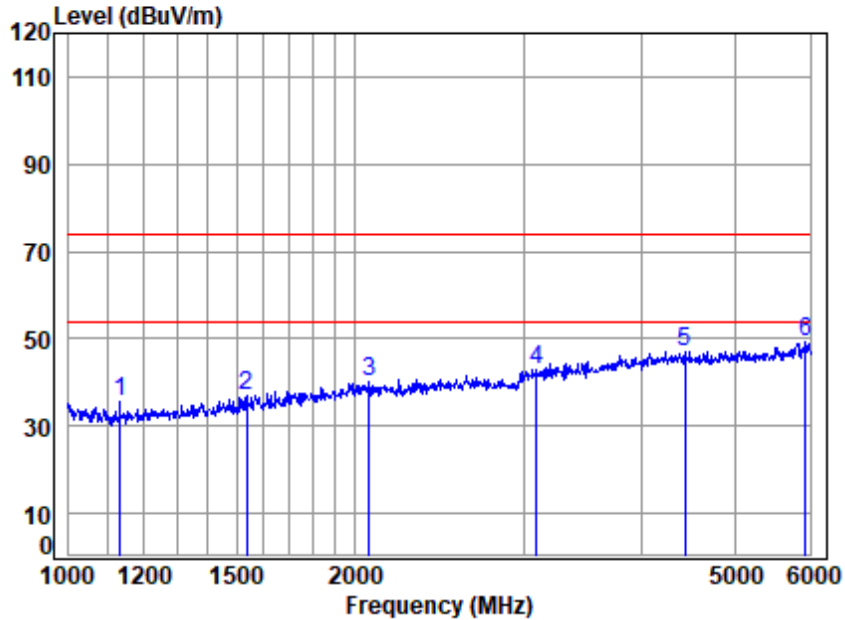
Site : chamber
 Condition: 3m HORIZONTAL
 Job No : 02872AT
 Mode : 01

	Freq	Cable Loss	Ant Factor	Preamp Factor	Read Level	Limit Level	Over Line	Over Limit	Remark
	MHz	dB	dB/m	dB	dBuV	dBuV/m	dBuV/m	dB	
1	1018.079	3.23	24.78	38.33	45.20	34.88	74.00	-39.12	peak
2	1523.581	4.10	25.64	36.81	43.02	35.95	74.00	-38.05	peak
3	2029.410	4.71	28.28	35.78	43.81	41.02	74.00	-32.98	peak
4	3075.395	5.68	31.35	35.35	41.02	42.70	74.00	-31.30	peak
5	4385.052	7.05	33.53	34.60	41.71	47.69	74.00	-26.31	peak
6	5978.538	8.16	34.96	35.04	41.26	49.34	74.00	-24.66	peak



Unless otherwise agreed in writing, this document is issued by the Company subject to its General Conditions of Service printed overleaf, available on request or accessible at <https://www.sgs.com/en/Terms-and-Conditions>. Attention is drawn to the limitation of liability, indemnification and jurisdiction issues defined therein. Any holder of this document is advised that information contained hereon reflects the Company's findings at the time of its intervention only and within the limits of Client's instructions, if any. The Company's sole responsibility is to its Client and this document does not exonerate parties to a transaction from exercising all their rights and obligations under the transaction documents. This document cannot be reproduced except in full, without prior written approval of the Company. Any unauthorized alteration, forgery or falsification of the content or appearance of this document is unlawful and offenders may be prosecuted to the fullest extent of the law. Unless otherwise stated the results shown in this test report refer only to the sample(s) tested and such sample(s) are retained for 30 days only.

Test Mode: 01; Polarity: Vertical



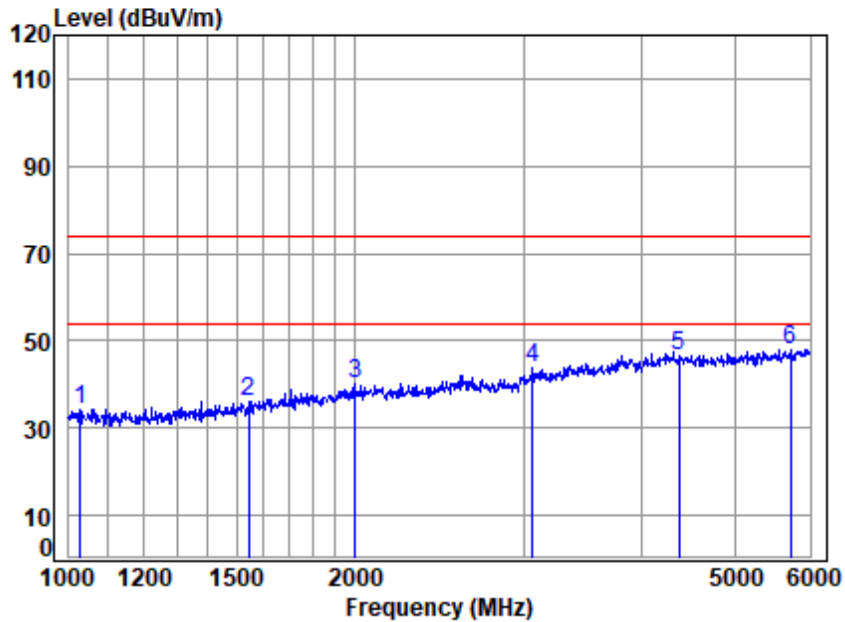
Site : chamber
 Condition: 3m VERTICAL
 Job No : 02872AT
 Mode : 01

	Freq	Cable Loss	Ant Factor	Preamp Factor	Read Level	Limit Level	Over Limit	Remark
	MHz	dB	dB/m	dB	dBuV	dBuV/m	dBuV/m	dB
1	1131.599	3.46	24.13	37.93	46.04	35.70	74.00	-38.30 peak
2	1537.292	4.11	25.77	36.78	43.85	36.95	74.00	-37.05 peak
3	2066.100	4.75	28.43	35.76	42.78	40.20	74.00	-33.80 peak
4	3097.515	5.71	31.40	35.33	41.31	43.09	74.00	-30.91 peak
5	4432.448	7.08	33.50	34.63	41.19	47.14	74.00	-26.86 peak
6 q	5935.842	8.13	34.87	35.04	41.11	49.07	74.00	-24.93 peak



Unless otherwise agreed in writing, this document is issued by the Company subject to its General Conditions of Service printed overleaf, available on request or accessible at <https://www.sgs.com/en/Terms-and-Conditions>. Attention is drawn to the limitation of liability, indemnification and jurisdiction issues defined therein. Any holder of this document is advised that information contained hereon reflects the Company's findings at the time of its intervention only and within the limits of Client's instructions, if any. The Company's sole responsibility is to its Client and this document does not exonerate parties to a transaction from exercising all their rights and obligations under the transaction documents. This document cannot be reproduced except in full, without prior written approval of the Company. Any unauthorized alteration, forgery or falsification of the content or appearance of this document is unlawful and offenders may be prosecuted to the fullest extent of the law. Unless otherwise stated the results shown in this test report refer only to the sample(s) tested and such sample(s) are retained for 30 days only.

Test Mode: 02; Polarity: Horizontal



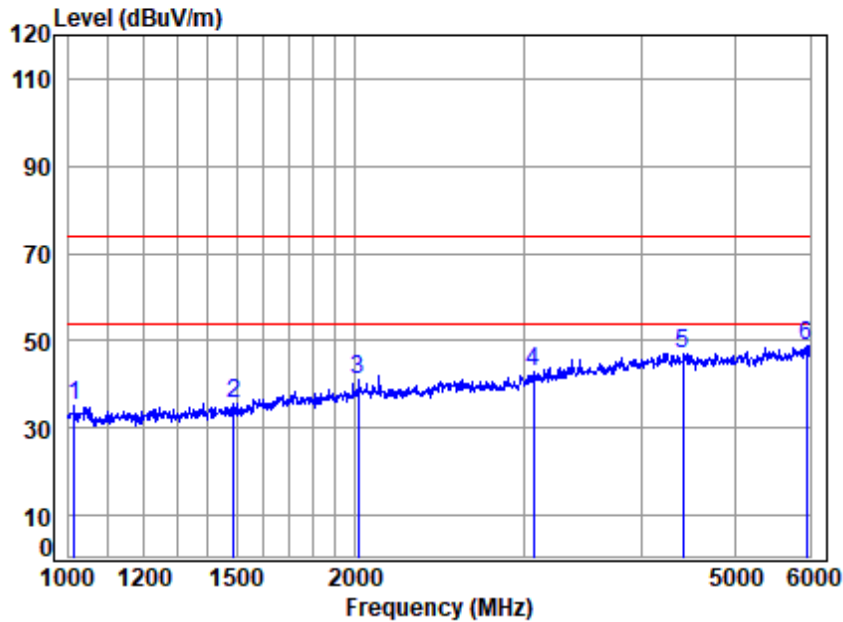
Site : chamber
 Condition: 3m HORIZONTAL
 Job No : 02872AT
 Mode : 02

	Freq	Cable Loss	Ant Factor	Preamp Factor	Read Level	Limit Level	Over Limit	Remark
	MHz	dB	dB/m	dB	dBuV	dBuV/m	dBuV/m	dB
1	1027.241	3.25	24.67	38.30	44.75	34.37	74.00	-39.63 peak
2	1545.577	4.13	25.86	36.76	42.61	35.84	74.00	-38.16 peak
3	1996.946	4.68	28.08	35.80	43.16	40.12	74.00	-33.88 peak
4	3069.889	5.68	31.34	35.36	42.12	43.78	74.00	-30.22 peak
5	4369.367	7.04	33.56	34.59	40.70	46.71	74.00	-27.29 peak
6 q	5716.644	7.97	34.50	35.02	40.51	47.96	74.00	-26.04 peak



Unless otherwise agreed in writing, this document is issued by the Company subject to its General Conditions of Service printed overleaf, available on request or accessible at <https://www.sgs.com/en/Terms-and-Conditions>. Attention is drawn to the limitation of liability, indemnification and jurisdiction issues defined therein. Any holder of this document is advised that information contained hereon reflects the Company's findings at the time of its intervention only and within the limits of Client's instructions, if any. The Company's sole responsibility is to its Client and this document does not exonerate parties to a transaction from exercising all their rights and obligations under the transaction documents. This document cannot be reproduced except in full, without prior written approval of the Company. Any unauthorized alteration, forgery or falsification of the content or appearance of this document is unlawful and offenders may be prosecuted to the fullest extent of the law. Unless otherwise stated the results shown in this test report refer only to the sample(s) tested and such sample(s) are retained for 30 days only.

Test Mode: 02; Polarity: Vertical



Site : chamber
 Condition: 3m VERTICAL
 Job No : 02872AT
 Mode : 02

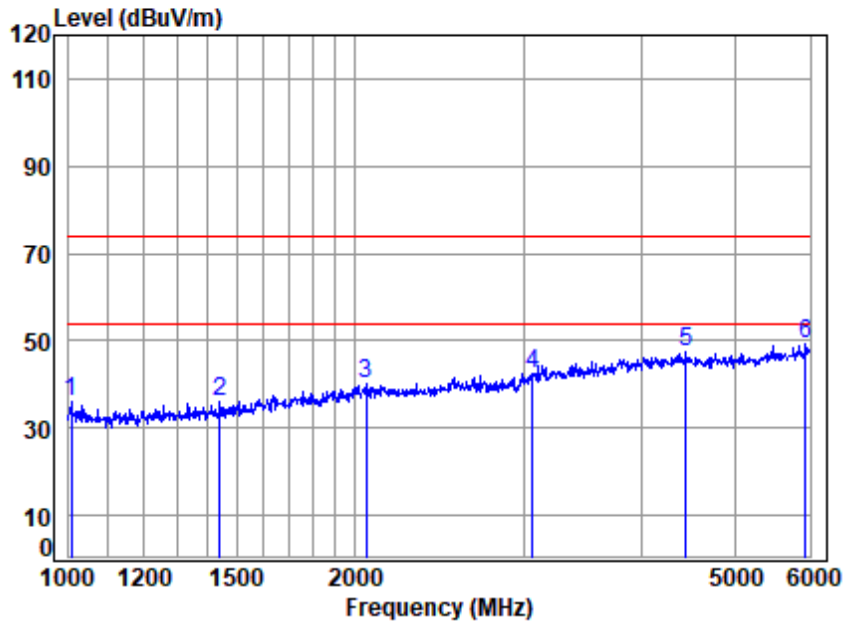
	Freq	Cable Loss	Ant Factor	Preamp Factor	Read Level	Limit Level	Limit Line	Over Limit	Remark
	MHz	dB	dB/m	dB	dBuV	dBuV/m	dBuV/m	dB	
1	1012.621	3.22	24.85	38.35	45.45	35.17	74.00	-38.83	peak
2	1491.172	4.05	25.37	36.90	43.24	35.76	74.00	-38.24	peak
3	2014.917	4.70	28.19	35.78	43.92	41.03	74.00	-32.97	peak
4	3075.395	5.68	31.35	35.35	41.11	42.79	74.00	-31.21	peak
5	4416.593	7.07	33.50	34.62	41.03	46.98	74.00	-27.02	peak
6	5946.487	8.13	34.89	35.04	40.96	48.94	74.00	-25.06	peak



Unless otherwise agreed in writing, this document is issued by the Company subject to its General Conditions of Service printed overleaf, available on request or accessible at <https://www.sgs.com/en/Terms-and-Conditions>. Attention is drawn to the limitation of liability, indemnification and jurisdiction issues defined therein. Any holder of this document is advised that information contained hereon reflects the Company's findings at the time of its intervention only and within the limits of Client's instructions, if any. The Company's sole responsibility is to its Client and this document does not exonerate parties to a transaction from exercising all their rights and obligations under the transaction documents. This document cannot be reproduced except in full, without prior written approval of the Company. Any unauthorized alteration, forgery or falsification of the content or appearance of this document is unlawful and offenders may be prosecuted to the fullest extent of the law. Unless otherwise stated the results shown in this test report refer only to the sample(s) tested and such sample(s) are retained for 30 days only.

Attention: To check the authenticity of testing /inspection report & certificate, please contact us at telephone: (86-755) 8307 1443, or email: CN.Doccheck@sgs.com
 No.1 Workshop, M-10, Middle Section, Science & Technology Park, Nanshan District, Shenzhen, Guangdong, China 518057 t (86-755) 26012053 f (86-755) 26710594 www.sgs.com.cn
 中国·广东·深圳市南山区科技园中区M-10栋1号厂房 邮编: 518057 t (86-755) 26012053 f (86-755) 26710594 sgs.china@sgs.com

Test Mode: 03; Polarity: Horizontal



Site : chamber
 Condition: 3m HORIZONTAL
 Job No : 02872AT
 Mode : 03

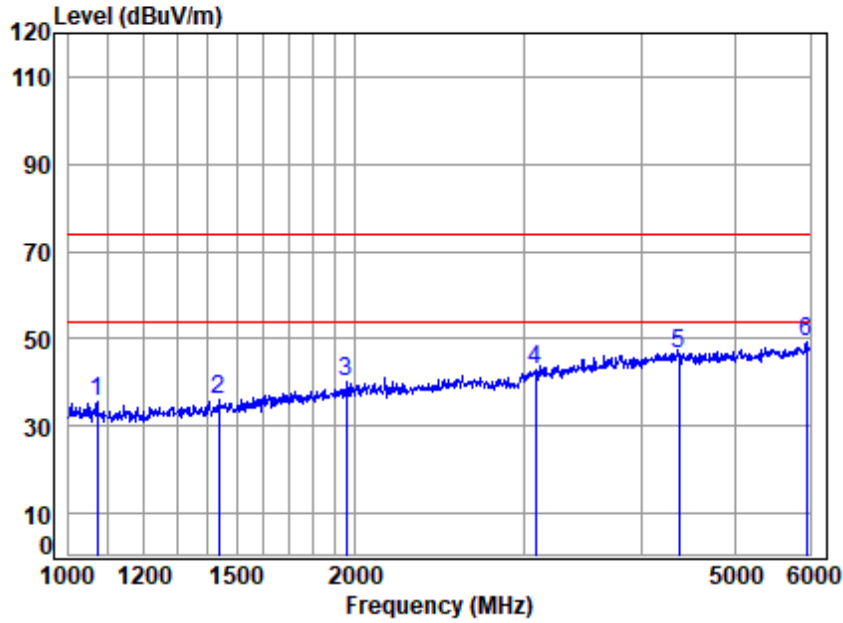
	Freq	Cable Loss	Ant Factor	Preamp Factor	Read Level	Limit Level	Over Limit	Remark
	MHz	dB	dB/m	dB	dBuV	dBuV/m	dBuV/m	dB
1	1005.390	3.20	24.93	38.38	46.36	36.11	74.00	-37.89 peak
2	1441.262	3.98	25.17	37.02	43.91	36.04	74.00	-37.96 peak
3	2051.345	4.74	28.40	35.77	42.61	39.98	74.00	-34.02 peak
4	3069.889	5.68	31.34	35.36	40.66	42.32	74.00	-31.68 peak
5	4448.361	7.09	33.50	34.64	41.35	47.30	74.00	-26.70 peak
6 q	5935.842	8.13	34.87	35.04	41.12	49.08	74.00	-24.92 peak



Unless otherwise agreed in writing, this document is issued by the Company subject to its General Conditions of Service printed overleaf, available on request or accessible at <https://www.sgs.com/en/Terms-and-Conditions>. Attention is drawn to the limitation of liability, indemnification and jurisdiction issues defined therein. Any holder of this document is advised that information contained hereon reflects the Company's findings at the time of its intervention only and within the limits of Client's instructions, if any. The Company's sole responsibility is to its Client and this document does not exonerate parties to a transaction from exercising all their rights and obligations under the transaction documents. This document cannot be reproduced except in full, without prior written approval of the Company. Any unauthorized alteration, forgery or falsification of the content or appearance of this document is unlawful and offenders may be prosecuted to the fullest extent of the law. Unless otherwise stated the results shown in this test report refer only to the sample(s) tested and such sample(s) are retained for 30 days only.

Attention: To check the authenticity of testing /inspection report & certificate, please contact us at telephone: (86-755) 8307 1443, or email: CN.Doccheck@sgs.com

Test Mode: 03; Polarity: Vertical



Site : chamber
 Condition: 3m VERTICAL
 Job No : 02872AT
 Mode : 03

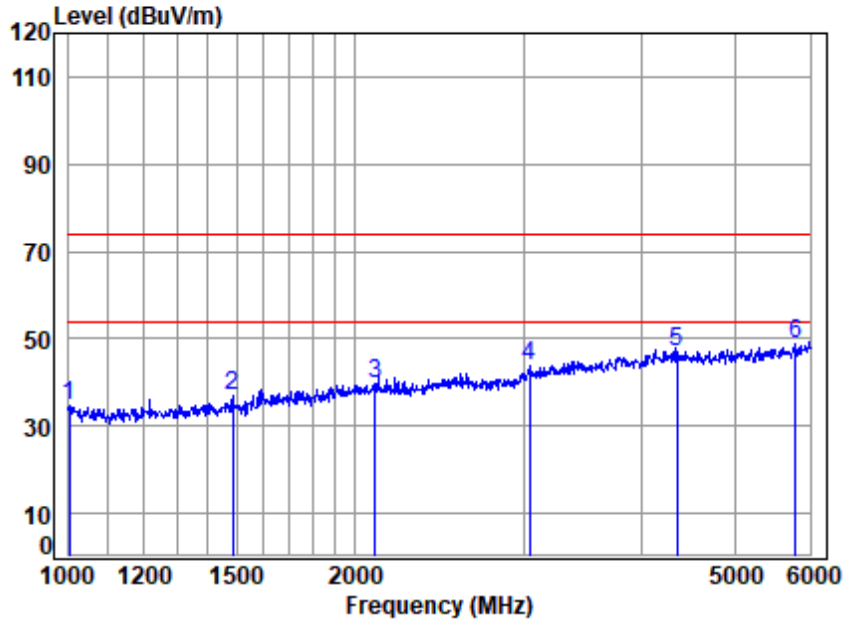
	Freq	Cable Loss	Ant Factor	Preamp Factor	Read Level	Limit Level	Over Limit	Remark
	MHz	dB	dB/m	dB	dBuV	dBuV/m	dBuV/m	dB
1	1072.378	3.34	24.22	38.14	45.99	35.41	74.00	-38.59 peak
2	1438.682	3.97	25.16	37.03	44.09	36.19	74.00	-37.81 peak
3	1957.973	4.63	27.76	35.87	43.59	40.11	74.00	-33.89 peak
4	3091.970	5.71	31.38	35.33	41.02	42.78	74.00	-31.22 peak
5	4369.367	7.04	33.56	34.59	40.63	46.64	74.00	-27.36 peak
6 q	5946.487	8.13	34.89	35.04	41.11	49.09	74.00	-24.91 peak



Unless otherwise agreed in writing, this document is issued by the Company subject to its General Conditions of Service printed overleaf, available on request or accessible at <https://www.sgs.com/en/Terms-and-Conditions>. Attention is drawn to the limitation of liability, indemnification and jurisdiction issues defined therein. Any holder of this document is advised that information contained hereon reflects the Company's findings at the time of its intervention only and within the limits of Client's instructions, if any. The Company's sole responsibility is to its Client and this document does not exonerate parties to a transaction from exercising all their rights and obligations under the transaction documents. This document cannot be reproduced except in full, without prior written approval of the Company. Any unauthorized alteration, forgery or falsification of the content or appearance of this document is unlawful and offenders may be prosecuted to the fullest extent of the law. Unless otherwise stated the results shown in this test report refer only to the sample(s) tested and such sample(s) are retained for 30 days only.

Attention: To check the authenticity of testing /inspection report & certificate, please contact us at telephone: (86-755) 8307 1443, or email: CN.Doccheck@sgs.com
 No.1 Workshop, M-10, Middle Section, Science & Technology Park, Nanshan District, Shenzhen, Guangdong, China 518057 t (86-755) 26012053 f (86-755) 26710594 www.sgs.com.cn
 中国·广东·深圳市南山区科技园中区M-10栋1号厂房 邮编: 518057 t (86-755) 26012053 f (86-755) 26710594 sgs.china@sgs.com

Test Mode: 04; Polarity: Horizontal



Site : chamber
 Condition: 3m HORIZONTAL
 Job No : 02872AT
 Mode : 04

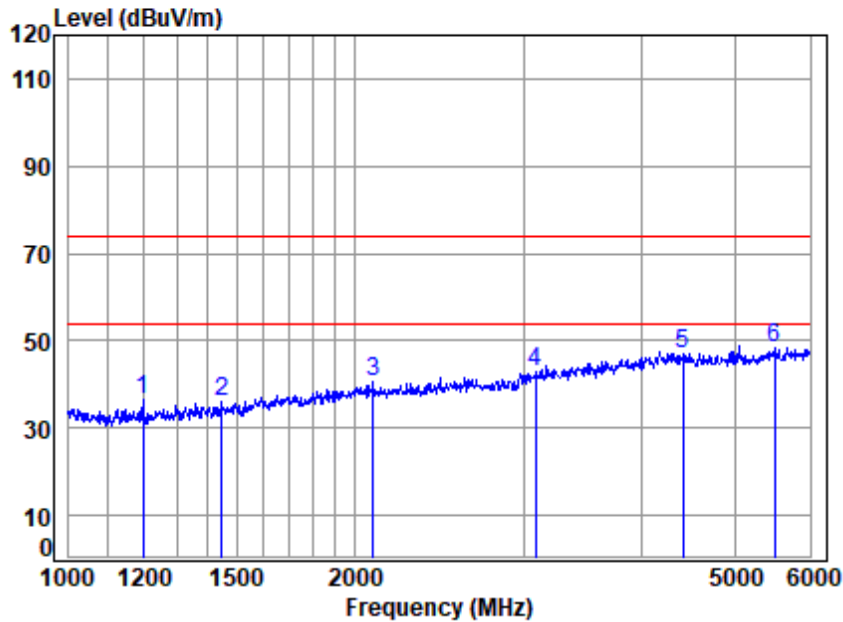
	Freq	Cable Loss	Ant Factor	Preamp Factor	Read Level	Limit Level	Limit Line	Over Limit	Remark
	MHz	dB	dB/m	dB	dBuV	dBuV/m	dBuV/m	dB	
1	1001.793	3.19	24.98	38.39	44.69	34.47	74.00	-39.53	peak
2	1485.838	4.04	25.34	36.91	44.54	37.01	74.00	-36.99	peak
3	2099.687	4.79	28.50	35.75	42.06	39.60	74.00	-34.40	peak
4	3042.509	5.64	31.23	35.40	42.12	43.59	74.00	-30.41	peak
5	4353.737	7.03	33.59	34.58	41.01	47.05	74.00	-26.95	peak
6	5799.177	8.03	34.60	35.03	41.35	48.95	74.00	-25.05	peak



Unless otherwise agreed in writing, this document is issued by the Company subject to its General Conditions of Service printed overleaf, available on request or accessible at <https://www.sgs.com/en/Terms-and-Conditions>. Attention is drawn to the limitation of liability, indemnification and jurisdiction issues defined therein. Any holder of this document is advised that information contained hereon reflects the Company's findings at the time of its intervention only and within the limits of Client's instructions, if any. The Company's sole responsibility is to its Client and this document does not exonerate parties to a transaction from exercising all their rights and obligations under the transaction documents. This document cannot be reproduced except in full, without prior written approval of the Company. Any unauthorized alteration, forgery or falsification of the content or appearance of this document is unlawful and offenders may be prosecuted to the fullest extent of the law. Unless otherwise stated the results shown in this test report refer only to the sample(s) tested and such sample(s) are retained for 30 days only.

Attention: To check the authenticity of testing /inspection report & certificate, please contact us at telephone: (86-755) 8307 1443, or email: CN.Doccheck@sgs.com
 No.1 Workshop, M-10, Middle Section, Science & Technology Park, Nanshan District, Shenzhen, Guangdong, China 518057 t (86-755) 26012053 f (86-755) 26710594 www.sgs.com.cn
 中国·广东·深圳市南山区科技园中区M-10栋1号厂房 邮编: 518057 t (86-755) 26012053 f (86-755) 26710594 sgs.china@sgs.com

Test Mode: 04; Polarity: Vertical



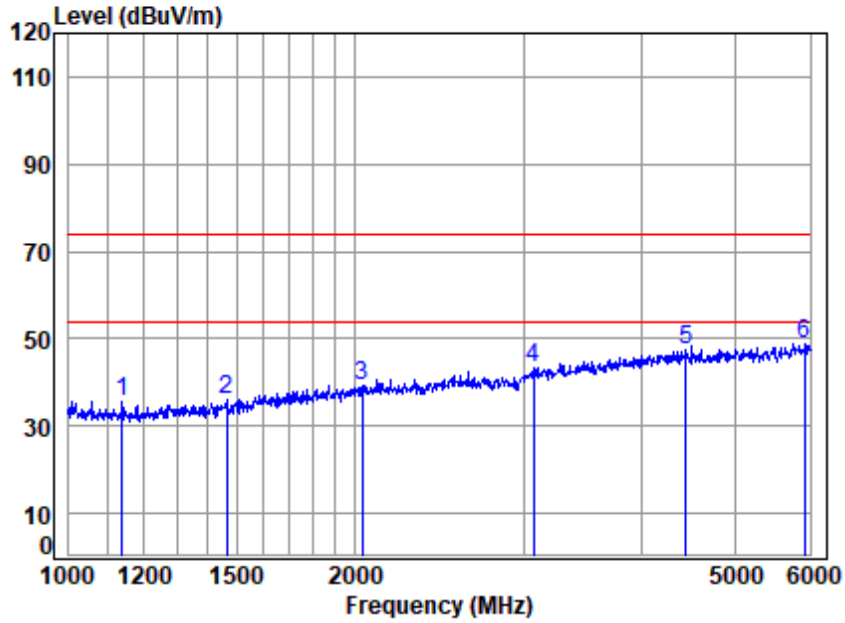
Site : chamber
 Condition: 3m VERTICAL
 Job No : 02872AT
 Mode : 04

	Freq	Cable Loss	Ant Factor	Preamp Factor	Read Level	Limit Level	Over Limit	Remark
	MHz	dB	dB/m	dB	dBuV	dBuV/m	dBuV/m	dB
1	1196.231	3.58	24.39	37.73	46.11	36.35	74.00	-37.65 peak
2	1446.436	3.98	25.19	37.01	43.86	36.02	74.00	-37.98 peak
3	2084.693	4.77	28.47	35.76	43.34	40.82	74.00	-33.18 peak
4	3091.970	5.71	31.38	35.33	41.20	42.96	74.00	-31.04 peak
5	4408.687	7.06	33.50	34.61	40.93	46.88	74.00	-27.12 peak
6 q	5505.541	7.82	34.60	35.01	41.15	48.56	74.00	-25.44 peak



Unless otherwise agreed in writing, this document is issued by the Company subject to its General Conditions of Service printed overleaf, available on request or accessible at <https://www.sgs.com/en/Terms-and-Conditions>. Attention is drawn to the limitation of liability, indemnification and jurisdiction issues defined therein. Any holder of this document is advised that information contained hereon reflects the Company's findings at the time of its intervention only and within the limits of Client's instructions, if any. The Company's sole responsibility is to its Client and this document does not exonerate parties to a transaction from exercising all their rights and obligations under the transaction documents. This document cannot be reproduced except in full, without prior written approval of the Company. Any unauthorized alteration, forgery or falsification of the content or appearance of this document is unlawful and offenders may be prosecuted to the fullest extent of the law. Unless otherwise stated the results shown in this test report refer only to the sample(s) tested and such sample(s) are retained for 30 days only.

Test Mode: 05; Polarity: Horizontal



Site : chamber
 Condition: 3m HORIZONTAL
 Job No : 02872AT
 Mode : 05

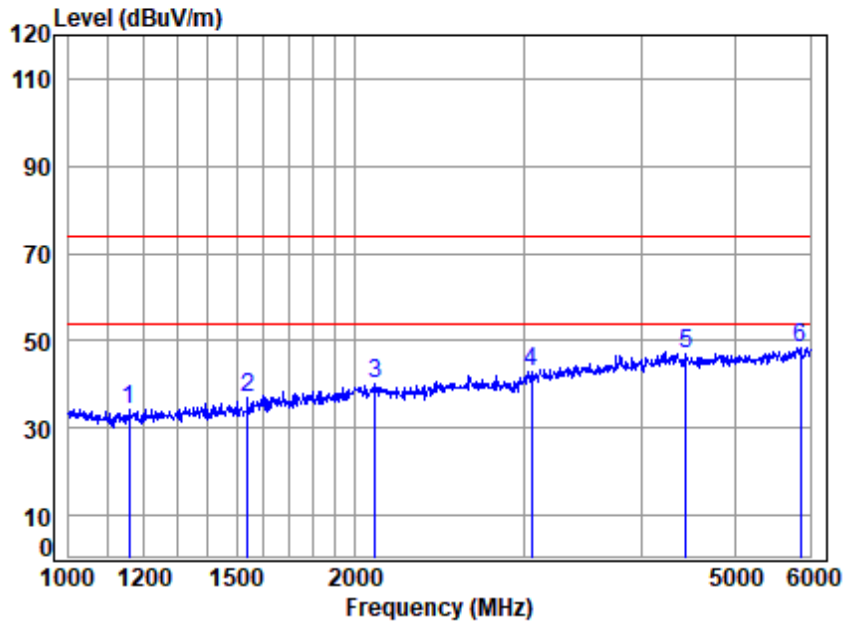
	Freq	Cable Loss	Ant Factor	Preamp Factor	Read Level	Limit Level	Over Limit	Remark
	MHz	dB	dB/m	dB	dBuV	dBuV/m	dBuV/m	dB
1	1137.698	3.47	24.15	37.91	45.79	35.50	74.00	-38.50 peak
2	1464.692	4.01	25.26	36.96	43.87	36.18	74.00	-37.82 peak
3	2033.049	4.72	28.30	35.78	42.19	39.43	74.00	-34.57 peak
4	3075.395	5.68	31.35	35.35	41.80	43.48	74.00	-30.52 peak
5	4440.397	7.08	33.50	34.63	41.40	47.35	74.00	-26.65 peak
6 q	5925.216	8.12	34.85	35.04	40.73	48.66	74.00	-25.34 peak



Unless otherwise agreed in writing, this document is issued by the Company subject to its General Conditions of Service printed overleaf, available on request or accessible at <https://www.sgs.com/en/Terms-and-Conditions>. Attention is drawn to the limitation of liability, indemnification and jurisdiction issues defined therein. Any holder of this document is advised that information contained hereon reflects the Company's findings at the time of its intervention only and within the limits of Client's instructions, if any. The Company's sole responsibility is to its Client and this document does not exonerate parties to a transaction from exercising all their rights and obligations under the transaction documents. This document cannot be reproduced except in full, without prior written approval of the Company. Any unauthorized alteration, forgery or falsification of the content or appearance of this document is unlawful and offenders may be prosecuted to the fullest extent of the law. Unless otherwise stated the results shown in this test report refer only to the sample(s) tested and such sample(s) are retained for 30 days only.

Attention: To check the authenticity of testing /inspection report & certificate, please contact us at telephone: (86-755) 8307 1443, or email: CN.Doccheck@sgs.com
 No.1 Workshop, M-10, Middle Section, Science & Technology Park, Nanshan District, Shenzhen, Guangdong, China 518057 t (86-755) 26012053 f (86-755) 26710594 www.sgs.com.cn
 中国·广东·深圳市南山区科技园中区M-10栋1号厂房 邮编: 518057 t (86-755) 26012053 f (86-755) 26710594 sgs.china@sgs.com

Test Mode: 05; Polarity: Vertical



Site : chamber
 Condition: 3m VERTICAL
 Job No : 02872AT
 Mode : 05

	Freq	Cable Loss	Ant Factor	Preamp Factor	Read Level	Limit Level	Limit Line	Over Limit	Remark
	MHz	dB	dB/m	dB	dBuV	dBuV/m	dBuV/m	dB	
1	1156.193	3.50	24.23	37.85	44.32	34.20	74.00	-39.80	peak
2	1542.811	4.12	25.83	36.77	43.68	36.86	74.00	-37.14	peak
3	2099.687	4.79	28.50	35.75	42.47	40.01	74.00	-33.99	peak
4	3058.908	5.66	31.32	35.37	41.13	42.74	74.00	-31.26	peak
5	4448.361	7.09	33.50	34.64	41.11	47.06	74.00	-26.94	peak
6	5861.858	8.08	34.72	35.03	40.70	48.47	74.00	-25.53	peak



Unless otherwise agreed in writing, this document is issued by the Company subject to its General Conditions of Service printed overleaf, available on request or accessible at <https://www.sgs.com/en/Terms-and-Conditions>. Attention is drawn to the limitation of liability, indemnification and jurisdiction issues defined therein. Any holder of this document is advised that information contained hereon reflects the Company's findings at the time of its intervention only and within the limits of Client's instructions, if any. The Company's sole responsibility is to its Client and this document does not exonerate parties to a transaction from exercising all their rights and obligations under the transaction documents. This document cannot be reproduced except in full, without prior written approval of the Company. Any unauthorized alteration, forgery or falsification of the content or appearance of this document is unlawful and offenders may be prosecuted to the fullest extent of the law. Unless otherwise stated the results shown in this test report refer only to the sample(s) tested and such sample(s) are retained for 30 days only.

Attention: To check the authenticity of testing /inspection report & certificate, please contact us at telephone: (86-755) 8307 1443, or email: CN.Doccheck@sgs.com
 No.1 Workshop, M-10, Middle Section, Science & Technology Park, Nanshan District, Shenzhen, Guangdong, China 518057 t (86-755) 26012053 f (86-755) 26710594 www.sgs.com.cn
 中国·广东·深圳市南山区科技园中区M-10栋1号厂房 邮编: 518057 t (86-755) 26012053 f (86-755) 26710594 sgs.china@sgs.com

7 Test Setup Photo

Refer to Appendix A - Part 15B Setup Photos.

- End of the Report -

