




Lenovo TAB 2 A10-30

Lenovo TB2-X30F

Lenovo TB2-X30L

-  Read this guide carefully before using your Lenovo TAB 2 A10-30. All information labeled with * in this guide refers only to the WLAN + LTE model (Lenovo TB2-X30L).

Device models equipped with wireless communications comply with the radio frequency and safety standards of any country or region in which it has been approved for wireless use. In addition, if your product contains a telecom modem, it complies with the requirements for connection to the telephone network in your country.

Be sure to read the *Regulatory Notice* for your country or region before using the wireless devices contained in your device. To obtain a PDF version of the *Regulatory Notice*, refer to the "Downloading publications" section below.

To get support on network service and billing, contact your wireless network operator. To learn how to use your tablet and view its technical specifications, go to <http://support.lenovo.com>.

Electronic versions of your publications are available from <http://support.lenovo.com>. To download the publications for your tablet, go to <http://support.lenovo.com> and follow the instructions on the screen.

Your User Guide contains detailed information about your tablet. To access your User Guide, go to <http://support.lenovo.com> and follow the instructions on the screen.


Lenovo and the Lenovo logo are trademarks of Lenovo in the United States, other countries, or both.

Other company, product, or service names may be trademarks or service marks of others.

Manufactured under license from Dolby Laboratories. Dolby, Dolby Atmos, and the double-D symbol are trademarks of Dolby Laboratories.

LIMITED AND RESTRICTED RIGHTS NOTICE: If data or software is delivered pursuant a General Services Administration "GSA" contract, use, reproduction, or disclosure is subject to restrictions set forth in Contract No. GS-35F-05925.

Model	Version
Lenovo TB2-X30F	WLAN
Lenovo TB2-X30L	WLAN + LTE



Microphone

Front camera

Earphone jack

Speakers

Rear camera

On/Off button

Volume button

Micro USB connector

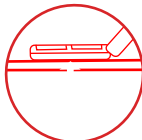
microSD card slot

*Micro SIM card slot

 The WLAN model (Lenovo TB2-X30F) does not have a Micro SIM card slot.

You can use cellular services with the WLAN + LTE model (Lenovo TB2-X30L) by inserting the Micro SIM card provided by your carrier.

Install the Micro SIM card and the microSD card as shown.



Open the card slot cover.

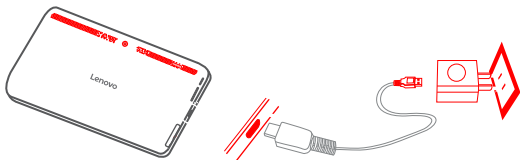
Insert the Micro SIM card and the microSD card as shown.

Close the card slot cover.

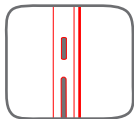
 Your tablet only works with Micro SIM card.

!!! DO not insert or remove the Micro SIM card while your tablet is turned on. Doing so can permanently damage your Micro SIM card or tablet.

Before using your tablet, you might need to charge the battery.
Charge the battery as shown.



Connect your tablet to a power outlet using the included cable and USB power adapter.



Turn on: Press and hold the On/Off button until the Lenovo logo appears.

Turn off: Press and hold the On/Off button for a few seconds, then tap **Power off**.

Restart: Press and hold the On/Off button for about 10 seconds.

Press and hold the On/Off button and the volume down button at the same time.

DANGER: Plastic bags can be dangerous. Keep plastic bags away from babies and children to avoid danger of suffocation.

DANGER: Do not attempt to replace the internal rechargeable lithium ion battery. Risk of explosion if the battery is replaced with an incorrect type. Contact Lenovo Support for factory replacement.

WARNING: Handling the cord on this product or cords associated with accessories sold with this product will expose you to lead, a chemical known to the State of California to cause cancer, and birth defects or other reproductive harm. Wash hands after handling.

Your device has a headphone connector. Always use the headphone connector for headphones (also called a headset) or earphones.

CAUTION: Excessive sound pressure from earphones and headphones can cause hearing loss. Adjustment of the equalizer to maximum increases the earphone and headphone output voltage and the sound pressure level. Therefore, to protect your hearing, adjust the equalizer to an appropriate level.

Excessive use of headphones or earphones for a long period of time at high volume can be dangerous if the output of the headphone or earphone connectors do not comply with specifications of EN 50332-2.

The headphone output connector of your device complies with EN 50332-2 Sub clause 7. This specification limits the device's maximum wide band true RMS output voltage to 150 mV. To help protect against hearing loss, ensure that the headphones or earphones you use also comply with EN 50332-2 (Clause 7 limits) for a wide band characteristic voltage of 75 mV. Using headphones that do not comply with EN 50332-2 can be dangerous due to excessive sound pressure levels.

If your device came with headphones or earphones in the package, as a set, the combination of the headphones or earphones and the device already complies with the specifications of EN 50332-1. If different headphones or earphones are used, ensure that they comply with EN 50332-1 (Clause 6.5 Limitation Values). Using headphones that do not comply with EN 50332-1 can be dangerous due to excessive sound pressure levels.

For the device that is tested in accordance with EN 60950-1: 2006+A11:2009+A1:2010+A12:2011+A2:2013, it is mandatory to perform audio tests for EN50332.

This device has been tested to comply with the Sound Pressure Level requirement laid down in the applicable EN 50332-1 and/or EN 50332-2 standards. Permanent hearing loss may occur if earphones or headphones are used at high volume for prolonged periods of time.



Warning statement: To prevent possible hearing damage, do not listen at high volume levels for a long period of time.

Radio and Telecommunications Terminal Equipment Directive

C € 0560

Lenovo declares that this product is in compliance with:

- The essential requirements and other relevant provisions of the Radio and Telecommunications Terminal Equipment Directive, 1999/5/EC
- All other relevant EU directives

The Declaration of Conformity information is located in the *Regulatory Notice*. To obtain a PDF version of the *Regulatory Notice*, go to <http://support.lenovo.com>.

The following information describes the technical support that is available for your product, during the warranty period or throughout the life of your product. Refer to the *Lenovo Limited Warranty* for a full explanation of Lenovo warranty terms. See "Lenovo Limited Warranty notice" later in this document for details on accessing the full warranty.

Online technical support is available during the lifetime of a product at:
<http://www.lenovo.com/support>

You can get help and information from the Customer Support Center by telephone. Before contacting a Lenovo technical support representative, please have the following information available: model and serial number, the exact wording of any error message, and a description of the problem.

Your technical support representative might want to walk you through the problem while you are at your device during the call.

Important: Telephone numbers are subject to change without notice. The most up-to-date telephone list for the Customer Support Center is always available at:
<http://www.lenovo.com/support/phone>

If the telephone number for your country or region is not listed, contact your Lenovo reseller or Lenovo marketing representative.

This product is covered by the terms of the *Lenovo Limited Warranty*, version L505-0010-02 08/2011. Read the *Lenovo Limited Warranty* (LLW) at http://www.lenovo.com/warranty/llw_02. You can view the LLW in a number of languages from this Web site. If you cannot view the LLW from the Web site, contact your local Lenovo office or reseller to obtain a printed version of the LLW.

Country or Region Purchase	Warranty Period	Type of Warranty Service
France, Germany, Italy, Austria, United Kingdom, Israel, Australia, New Zealand	Parts and Labor - 1 year Battery Pack - 1 year	1,3
Guatemala, Costa Rica, Venezuela, Peru, Uruguay, Ecuador, Colombia, Chile, Argentina, Indonesia, Vietnam, India, Malaysia, Thailand, Philippines, Singapore, Hong Kong, El Salvador	Parts and Labor - 1 year Battery Pack - 1 year	1,4

Country or Region Purchase	Warranty Period	Type of Warranty Service
Russia, Ukraine, Egypt, Lebanon, Morocco, South Africa, Tunisia, Mauritius, Mozambique, United Arab Emirates, Jordan, Kenya, Nigeria, Uganda, Ghana, Oman, Tanzania, Namibia	Parts and Labor - 1 year Battery Pack - 1 year	4
United States of America, Canada, Mexico, Japan	Parts and Labor - 1 year Battery Pack - 1 year	1,5
Panama	Parts and labor - 1 year Battery Pack - 1 year	2,4
Taiwan, South Korea	Parts and Labor - 1 year Battery Pack - 1 year	3,4
Brazil	Parts and Labor - 1 year Battery Pack - 1 year	2,5
Spain, Switzerland, Portugal, Netherlands, Belgium, Sweden, Denmark, Norway, Finland, Estonia, Latvia, Lithuania, Iceland	Parts and Labor - 2 years Battery Pack - 1 year	1,3
Czech Republic, Hungary, Romania, Bulgaria, Greece, Croatia, Slovenia, Slovakia, Cyprus, Poland	Parts and Labor - 2 years Battery Pack - 1 year	1,5
Turkey	Parts and Labor - 2 years Battery Pack - 2 years	3,4
Saudi Arabia	Parts and Labor - 2 years Battery Pack - 2 years	4
Serbia	Parts and Labor - 2 years Battery Pack - 1 year	1,4

* Excludes some components. 90-day limited warranty for power adapters, keyboards, plastics and hinges.

Types of Warranty Service

1. Customer Replaceable Unit ("CRU") Service
2. On-site Service
3. Courier or Depot Service
4. Customer Carry-In Service
5. Mail-in Service
6. Customer Two-Way Mail-in Service
7. Product Exchange Service

For a full explanation of the types of warranty service, refer to the full warranty. See **"Lenovo Limited Warranty notice"** for details on accessing the full warranty.

Lenovo encourages owners of information technology (IT) equipment to responsibly recycle their equipment when it is no longer needed. Lenovo offers a variety of programs and services to assist equipment owners in recycling their IT products. For information on recycling Lenovo products, go to <http://www.lenovo.com/recycling>.



Electrical and electronic equipment marked with the symbol of a crossed-out wheeled bin may not be disposed as unsorted municipal waste. Waste of electrical and electronic equipment (WEEE) shall be treated separately using the collection framework available to customers for the return, recycling, and treatment of WEEE.

Country-specific information is available at:
<http://www.lenovo.com/recycling>

Recycling and disposal information for Japan is available at:
<http://www.lenovo.com/recycling/japan>

Additional information about recycling device components and batteries is in your **User Guide**. See "**Accessing your User Guide**" for details.

Battery recycling information for Taiwan



廢電池請回收

For better environmental protection, waste batteries should be collected separately for recycling or special disposal.

Battery recycling information for the United States and Canada



US & Canada Only

Battery recycling information for the European Union



Energy efficiency mark



Turkey

The Lenovo product meets the requirements of the Republic of Turkey Directive on the Restriction of the Use of Certain Hazardous Substances in Waste Electrical and Electronic Equipment (WEEE).

Türkiye AEEE Yönetmeliğine Uygunluk Beyanı

Bu Lenovo ürünü, T.C. Çevre ve Orman Bakanlığı'nın "Atık Elektrikli ve Elektronik Eşya Bazı Zararlı Maddelerin Kullanımının Sınırlandırılmasına Dair Yönetmelik (AEEE)" direktiflerine uygundur.

AEEE Yönetmeliğine Uygundur.

Ukraine

Цим підтверджуємо, що продукція Леново відповідає вимогам нормативних актів України, які обмежують вміст небезпечних речовин

India

RoHS compliant as per E-Waste (Management & Handling) Rules, 2011.

Vietnam

Lenovo products sold in Vietnam, on or after September 23, 2011, meet the requirements of the Vietnam Circular 30/2011/TT-BCT ("Vietnam RoHS").

European Union

Lenovo products sold in the European Union, on or after 3 January 2013 meet the requirements of Directive 2011/65/EU on the restriction of the use of certain hazardous substances in electrical and electronic equipment ("RoHS recast" or "RoHS 2").

For more information about Lenovo progress on RoHS, go to:

http://www.lenovo.com/social_responsibility/us/en/RoHS_Communication.pdf



For CE

To comply with SAR requirements the device must be used with a separation distance of at least **0 mm** to the human body. Users have to adopt a

holster/sleeve/cover or other ways to maintain this distance

Please make sure the temperature for adapter will not be higher than 40 °C.

Please make sure the temperature for device will not be higher than 40 °C.

FCC Regulations:

This device complies with part 15 of the FCC Rules. Operation is subject to the following two conditions: (1) This device may not cause harmful interference, and (2) this device must accept any interference received, including interference that may cause undesired operation.

This device has been tested and found to comply with the limits for a Class B digital device, pursuant to Part 15 of the FCC Rules. These limits are designed to provide reasonable protection against harmful interference in a residential installation. This equipment generates, uses and can radiated radio frequency energy and, if not installed and used in accordance with the instructions, may cause harmful interference to radio communications. However, there is no guarantee that interference will not occur in a particular installation. If this equipment does cause harmful interference to radio or television reception, which can be determined by turning the equipment off and on, the user is encouraged to try to correct the interference by one or more of the following measures:

- Reorient or relocate the receiving antenna.

- Increase the separation between the equipment and receiver.

- Connect the equipment into an outlet on a circuit different from that to which the

receiver is connected.

-Consult the dealer or an experienced radio/TV technician for help.

Caution: Changes or modifications not expressly approved by the party responsible for compliance could void the user's authority to operate the equipment.

FCC RF Exposure Information (SAR)

This device is designed and manufactured not to exceed the emission limits for exposure to radio frequency (RF) energy set by the Federal Communications Commission of the United States.

During SAR testing, this device is set to transmit at its highest certified power level in all tested frequency bands, and placed in positions that simulate RF exposure in usage near the body. Although the SAR is determined at the highest certified power level, the actual SAR level of the while operating can be well below the maximum value. This is because the device is designed to operate at multiple power levels so as to use only the power required to reach the network. In general, the closer you are to a wireless base station antenna, the lower the power output.

The exposure standard for wireless employs a unit of measurement known as the Specific Absorption Rate, or SAR. The SAR limit set by the FCC is 1.6W/kg.

The FCC has granted an Equipment Authorization for this model device with all reported SAR levels evaluated as in compliance with the FCC RF exposure guidelines. SAR information on this model device is on file with the FCC and can be found under the Display Grant section of www.fcc.gov/oet/ea/fccid after

searching on FCC ID: O57TB2X30L.

For this device, the highest reported SAR value for near the body is 1.20W/kg.

While there may be differences between the SAR levels of various devices and at various positions, they all meet the government requirement.

IC Notice

This device complies with Industry Canada license-exempt RSS standard(s).

Operation is subject to the following two conditions:

- (1) this device may not cause interference, and
- (2) this device must accept any interference, including interference that may cause undesired operation of the device.

Le présent appareil est conforme aux CNR d'Industrie Canada applicables aux appareils radio exempts de licence. L'exploitation est autorisée aux deux conditions suivantes:

- (1) l'appareil ne doit pas produire de brouillage, et
- (2) l'utilisateur de l'appareil doit accepter tout brouillage radioélectrique subi, même si le brouillage est susceptible d'en

This Class B digital apparatus complies with Canadian ICES-003.

Cet appareil numérique de la classe B est conforme à la norme NMB-003 du Canada.

IC: 10407A-TB2X30F

IC Radiation Exposure Statement

This EUT is compliance with SAR for general population/uncontrolled exposure limits in IC RSS-102 and had been tested in accordance with the measurement methods and procedures specified in IEEE 1528 and IEC 62209. This device and its antenna(s) must not be co-located or operating in conjunction with any other antenna or transmitter.

Cet appareil est conforme aux limites d'exposition DAS incontrôlée pour la population générale de la norme CNR-102 d'Industrie Canada et a été testé en conformité avec les méthodes de mesure et procédures spécifiées dans IEEE 1528 et IEC 62209. Cet appareil et sa ou ses antennes ne doivent pas être co-localisés ou fonctionner en conjonction avec tout autre antenne ou transmetteur.

© Copyright Lenovo 2015.

Reduce | Reuse | Recycle



V1.0_20150703



5SC9A467R3

Printed in China