




PHOTOGRAPHS OF THE TEST CONFIGURATION

CONDUCTED EMISSION TEST






RADIATED EMISSION TEST BELOW 1GHz
(NB-Plane)







RADIATED EMISSION TEST BELOW 1GHz
(Y-Plane)






RADIATED EMISSION TEST BELOW 1GHz
(Z-Plane)






RADIATED EMISSION TEST ABOVE 1GHz
(NB-Plane)





RADIATED EMISSION TEST ABOVE 1GHz
(Y-Plane)






RADIATED EMISSION TEST ABOVE 1GHz
(Z-Plane)






ERP/ EIRP POWER TEST
(NB-Plane)






ERP/ EIRP POWER TEST
(X-Plane)





ERP POWER TEST
(Y-Plane)





ERP/ EIRP POWER TEST
(Z-Plane)

