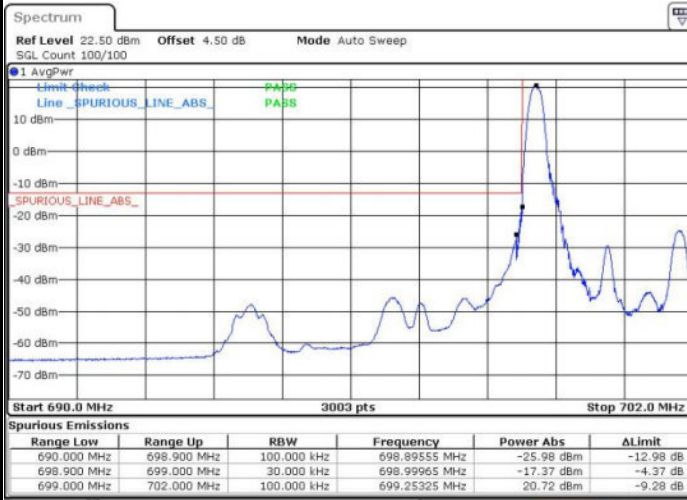




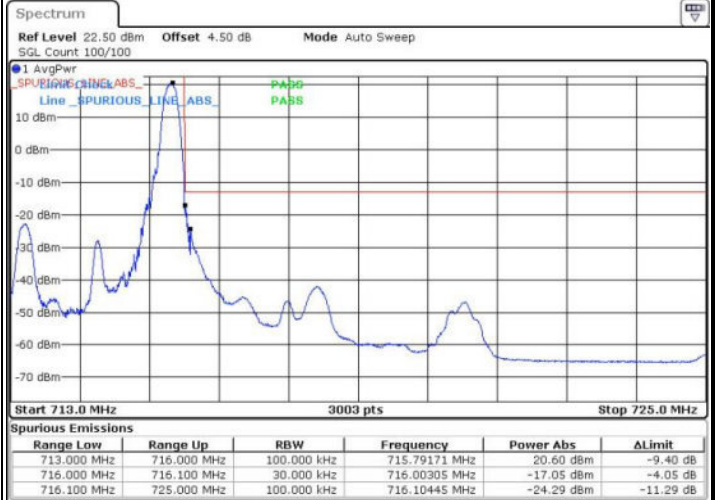
LTE Band 12 / 3MHz / QPSK

Lowest Band Edge / 1RB



Date: 7 JUN 2016 11:36:55

Highest Band Edge / 1 RB



Date: 7 JUN 2016 11:40:06

Lowest Band Edge / Full RB



Date: 7 JUN 2016 11:37:44

Highest Band Edge / Full RB

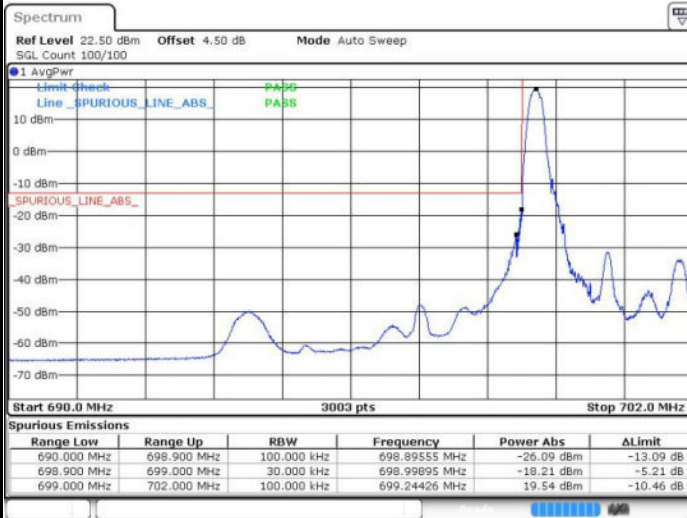


Date: 7 JUN 2016 11:39:30



LTE Band 12 / 3MHz / 16QAM

Lowest Band Edge / 1 RB



Date: 7 JUN 2016 11:36:21

Highest Band Edge / 1 RB



Date: 7 JUN 2016 11:40:43

Lowest Band Edge / Full RB



Date: 7 JUN 2016 11:38:18

Highest Band Edge / Full RB

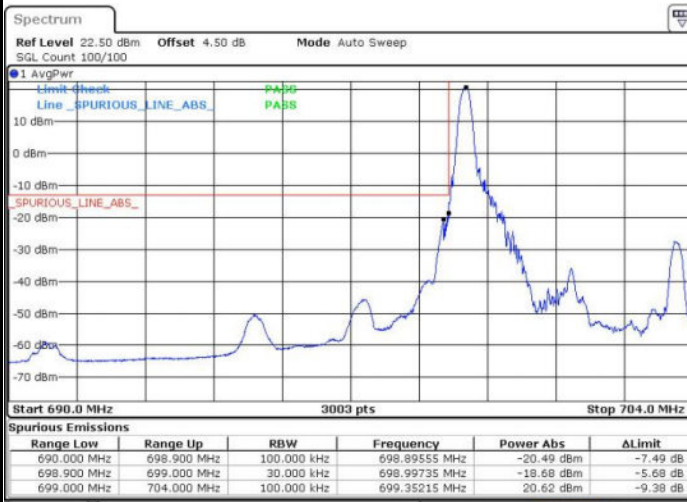


Date: 7 JUN 2016 11:38:52



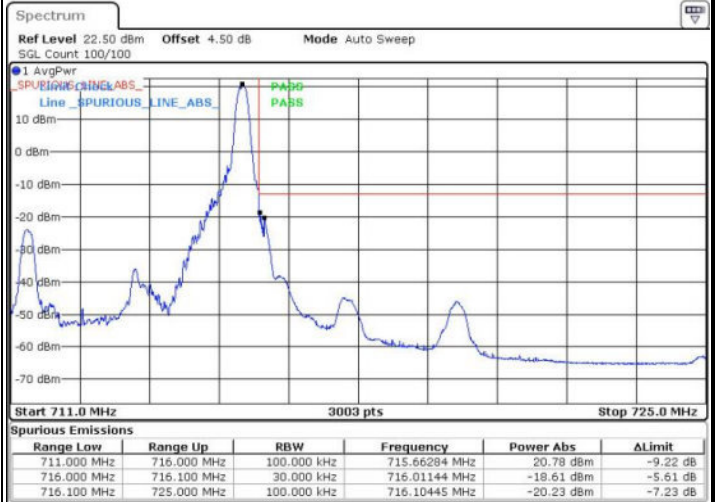
LTE Band 12 / 5MHz / QPSK

Lowest Band Edge / 1 RB



Date: 7 JUN 2016 11:49:07

Highest Band Edge / 1 RB



Date: 7 JUN 2016 11:53:14

Lowest Band Edge / Full RB



Date: 7 JUN 2016 11:50:49

Highest Band Edge / Full RB

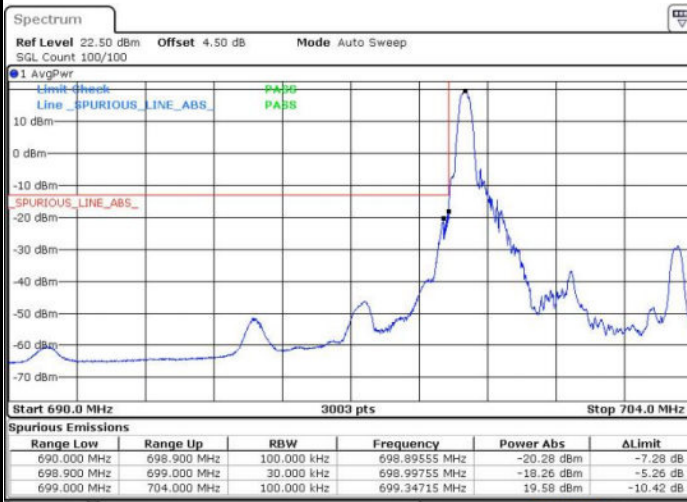


Date: 7 JUN 2016 11:51:25



LTE Band 12 / 5MHz / 16QAM

Lowest Band Edge / 1RB



Date: 7 JUN 2016 11:48:41

Highest Band Edge / 1 RB



Date: 7 JUN 2016 11:52:38

Lowest Band Edge / Full RB



Date: 7 JUN 2016 11:50:15

Highest Band Edge / Full RB

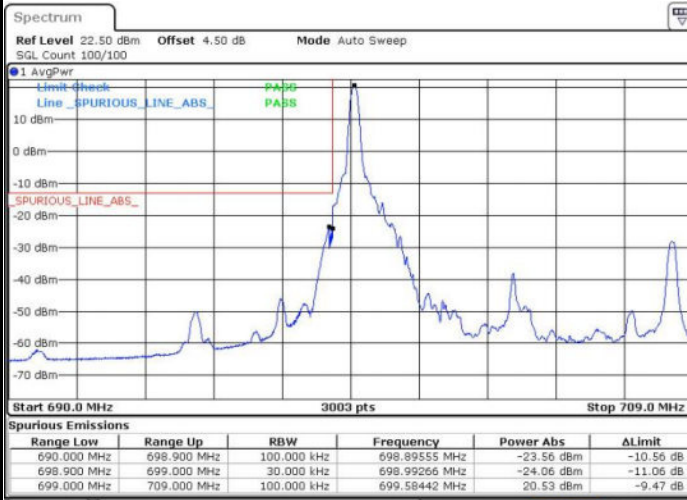


Date: 7 JUN 2016 11:52:00



LTE Band 12 / 10MHz / QPSK

Lowest Band Edge / 1 RB



Date: 7 JUN 2016 14:23:46

Highest Band Edge / 1 RB



Date: 7 JUN 2016 14:28:39

Lowest Band Edge / Full RB



Date: 7 JUN 2016 14:25:44

Highest Band Edge / Full RB

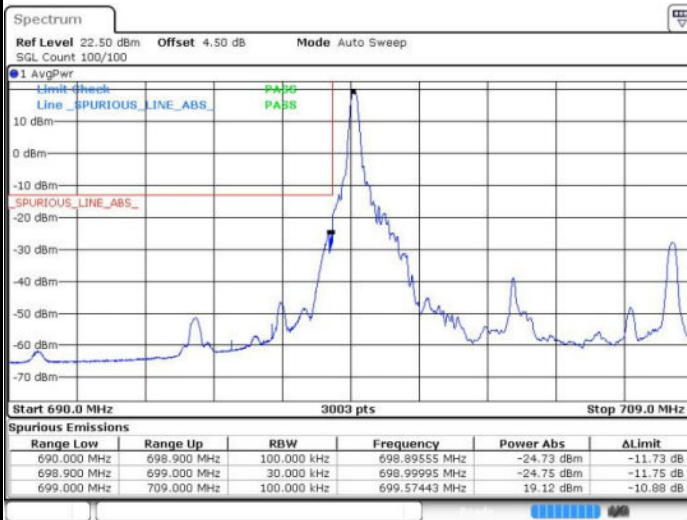


Date: 7 JUN 2016 14:26:28



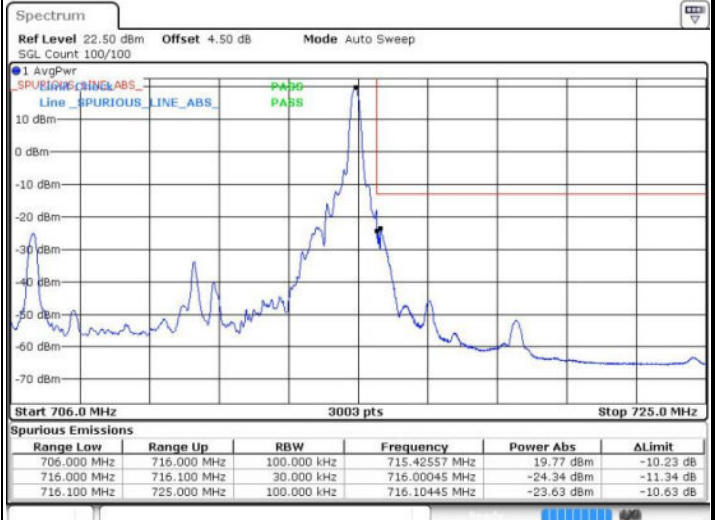
LTE Band 12 / 10MHz / 16QAM

Lowest Band Edge / 1 RB



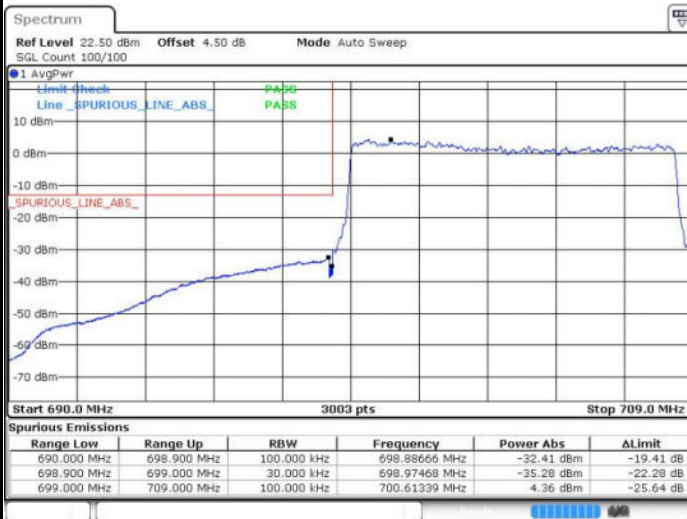
Date: 7 JUN 2016 14:24:20

Highest Band Edge / 1 RB



Date: 7 JUN 2016 14:28:03

Lowest Band Edge / Full RB



Date: 7 JUN 2016 14:25:06

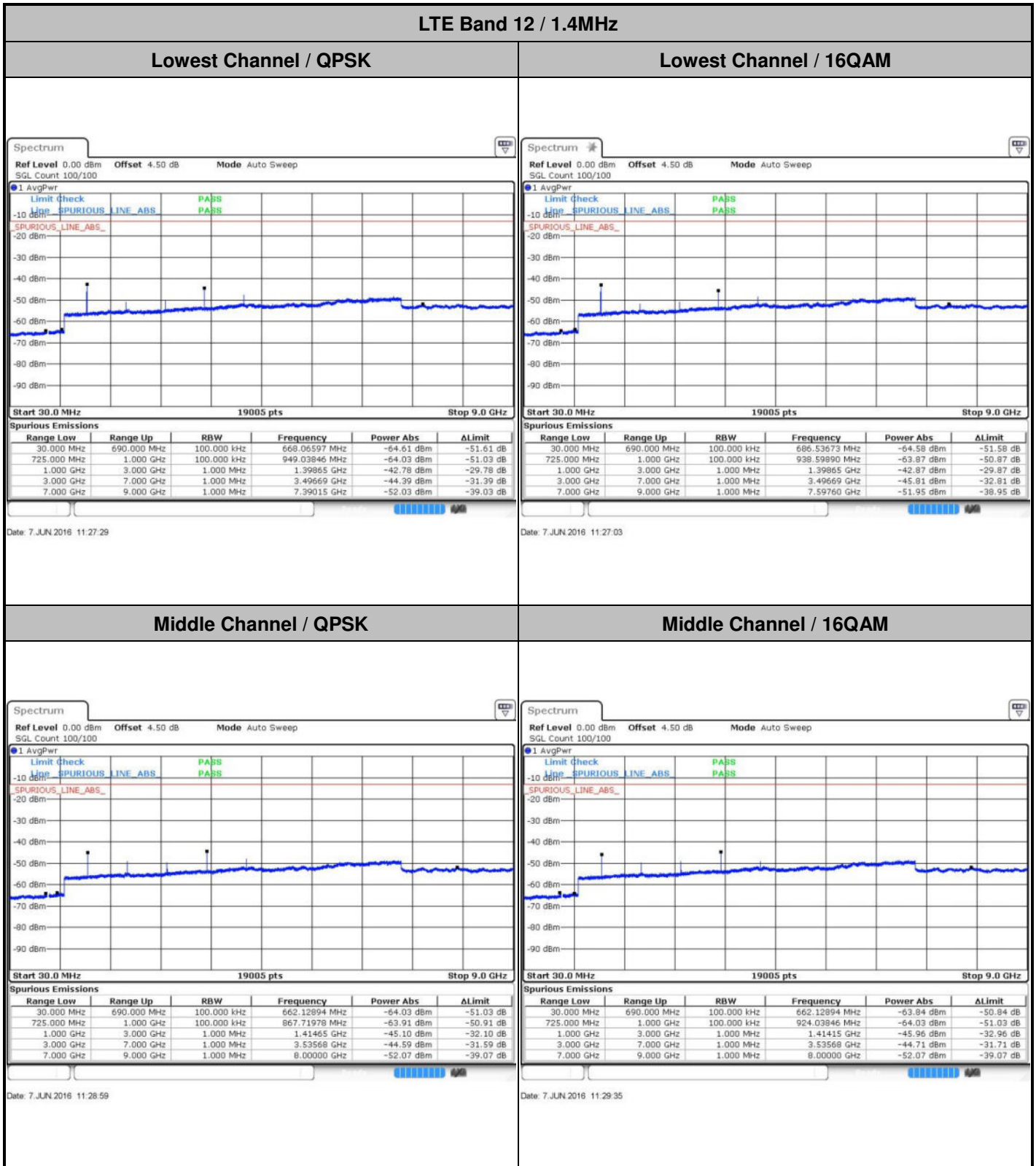
Highest Band Edge / Full RB



Date: 7 JUN 2016 14:27:23



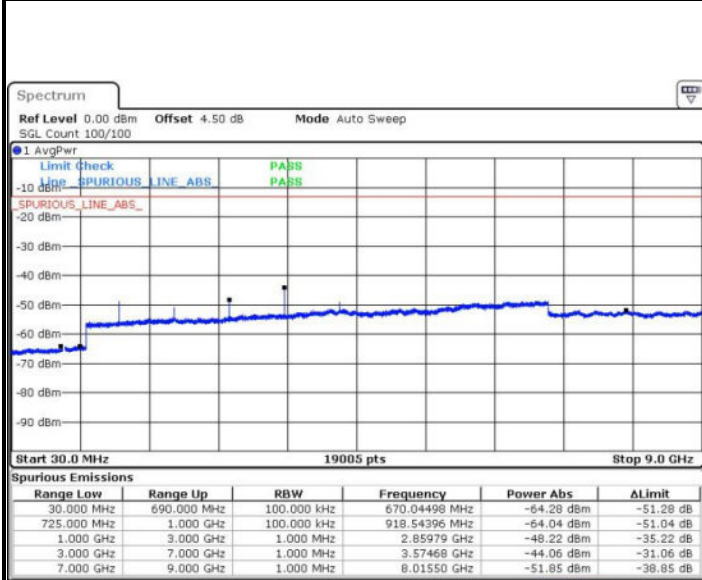
Conducted Spurious Emission





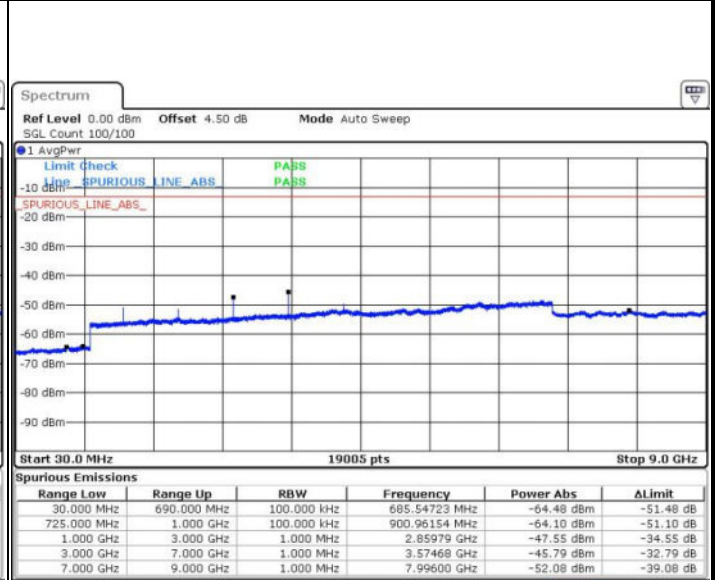
LTE Band 12 / 1.4MHz

Highest Channel / QPSK



Date: 7 JUN 2016 11:30:45

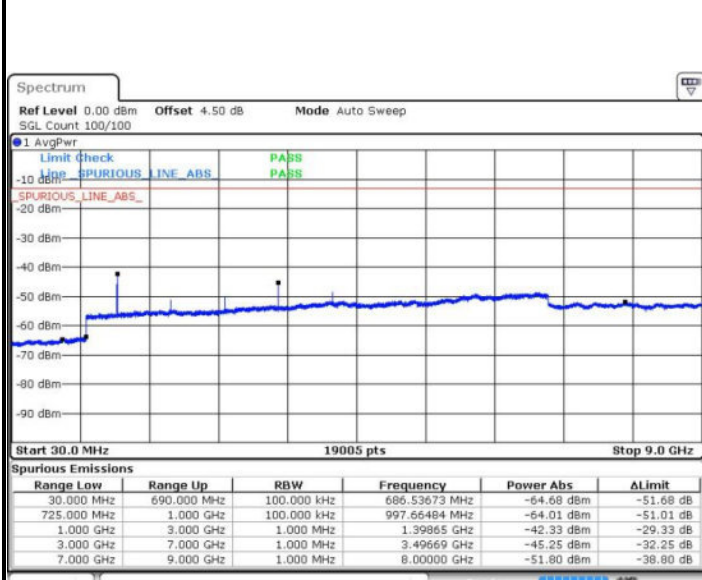
Highest Channel / 16QAM



Date: 7 JUN 2016 11:30:15

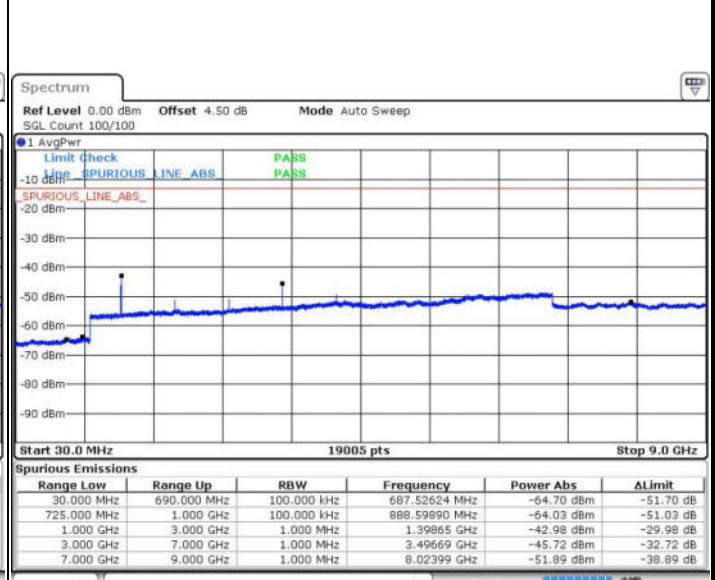
LTE Band 12 / 3MHz

Lowest Channel / QPSK



Date: 7 JUN 2016 11:43:25

Lowest Channel / 16QAM



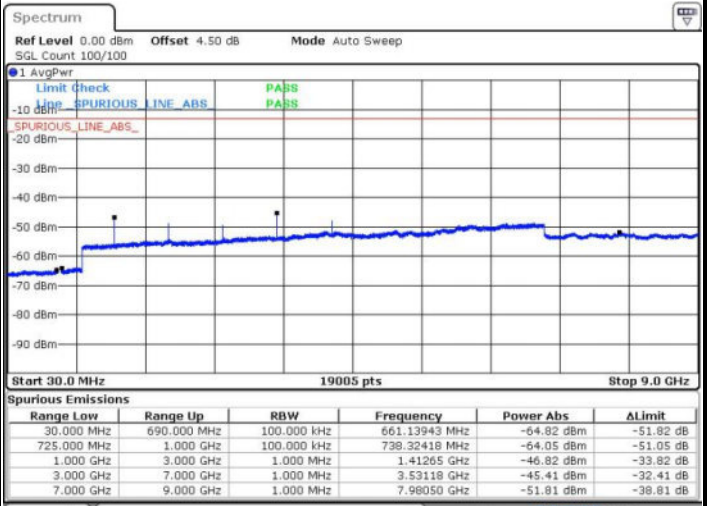
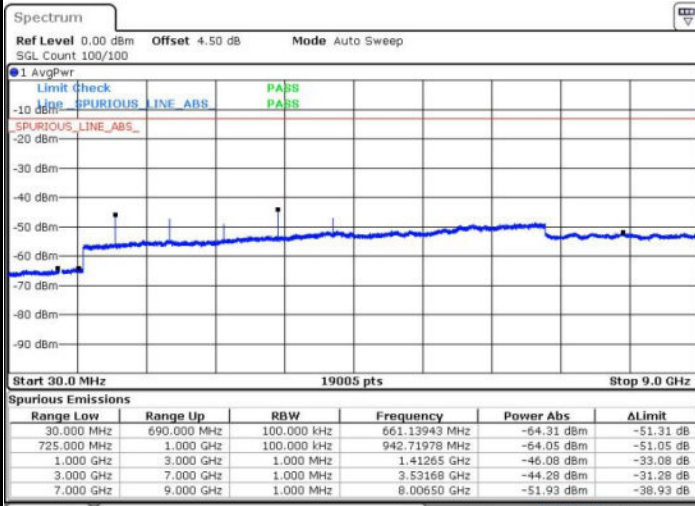
Date: 7 JUN 2016 11:41:38



LTE Band 12 / 3MHz

Middle Channel / QPSK

Middle Channel / 16QAM

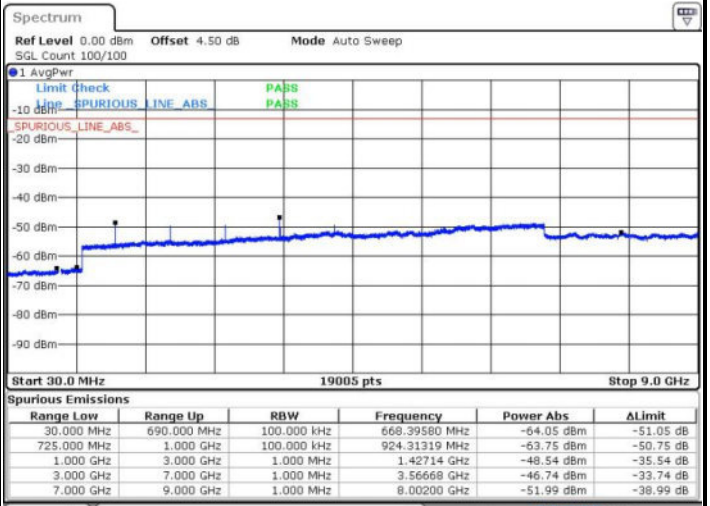
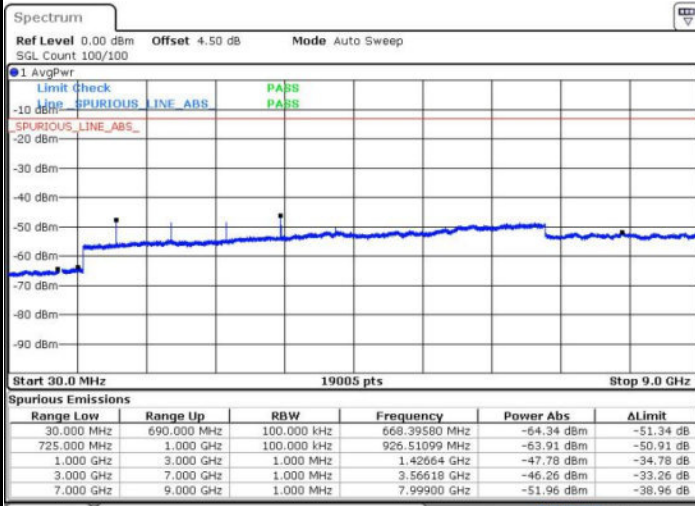


Date: 7 JUN 2016 11:43:50

Date: 7 JUN 2016 11:44:13

Highest Channel / QPSK

Highest Channel / 16QAM



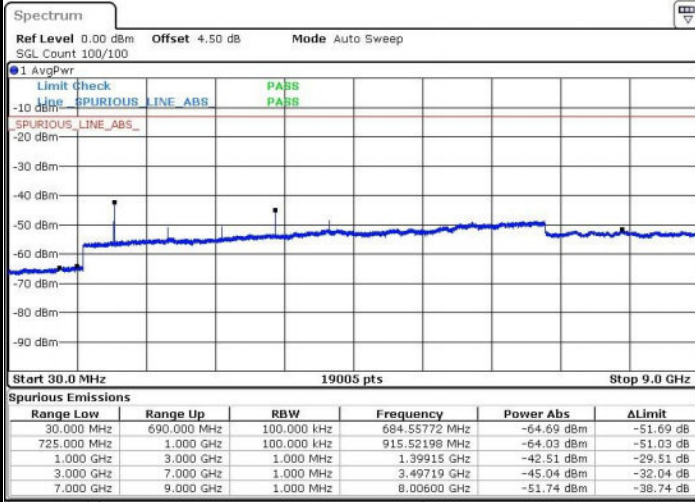
Date: 7 JUN 2016 11:45:25

Date: 7 JUN 2016 11:44:59



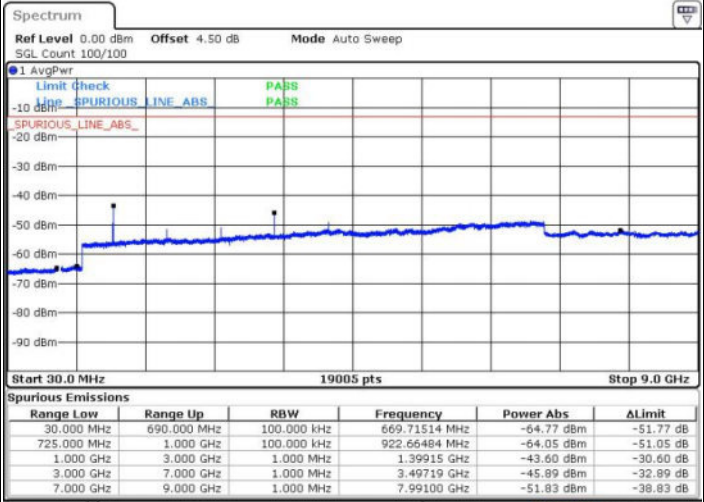
LTE Band 12 / 5MHz

Lowest Channel / QPSK



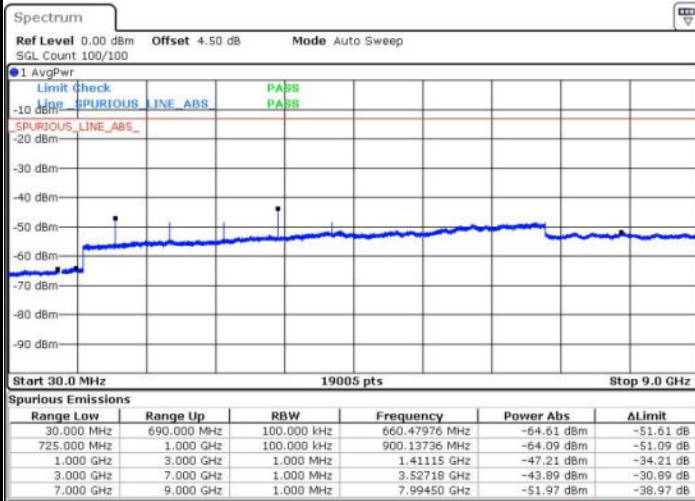
Date: 7 JUN 2016 14:16:34

Lowest Channel / 16QAM



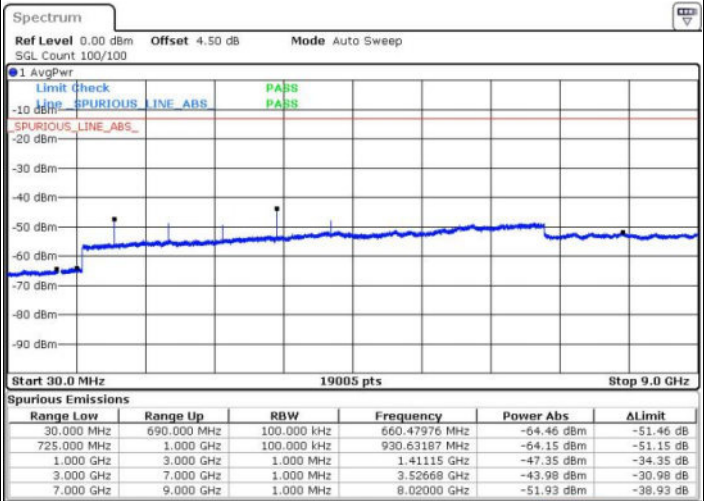
Date: 7 JUN 2016 14:17:02

Middle Channel / QPSK



Date: 7 JUN 2016 14:17:59

Middle Channel / 16QAM

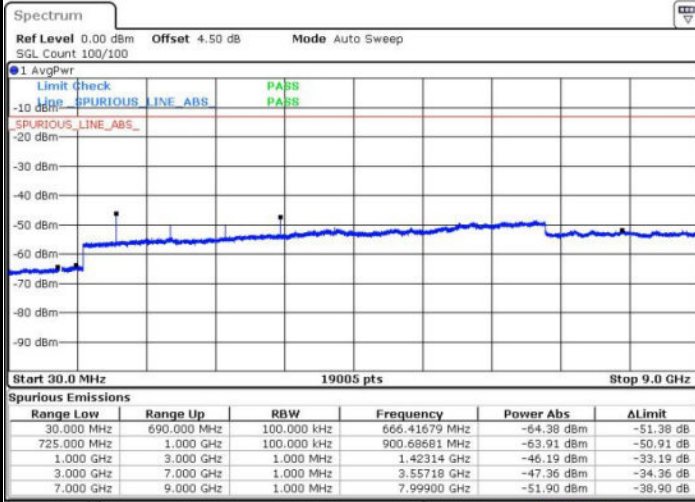


Date: 7 JUN 2016 14:17:31



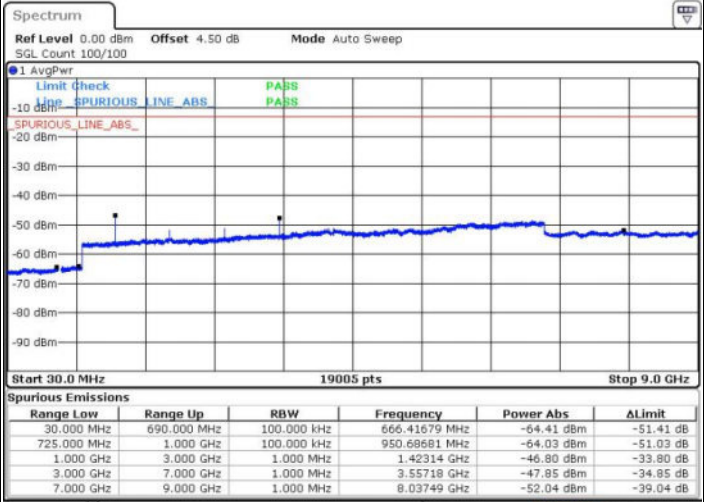
LTE Band 12 / 5MHz

Highest Channel / QPSK



Date: 7 JUN 2016 14:18:24

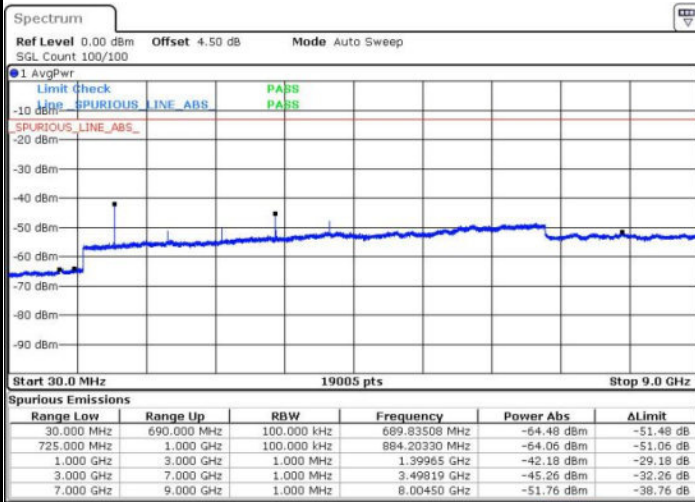
Highest Channel / 16QAM



Date: 7 JUN 2016 14:18:55

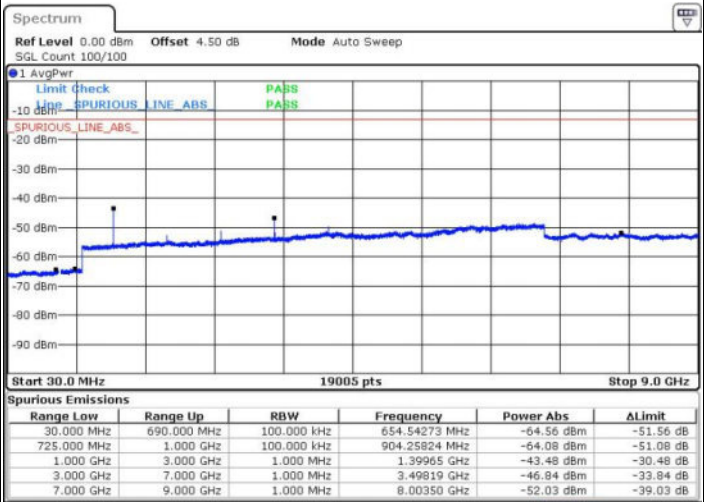
LTE Band 12 / 10MHz

Lowest Channel / QPSK



Date: 7 JUN 2016 14:29:19

Lowest Channel / 16QAM

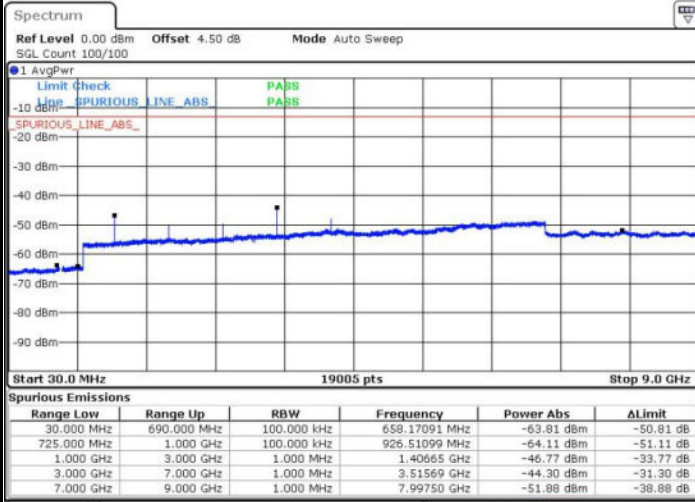


Date: 7 JUN 2016 14:29:44



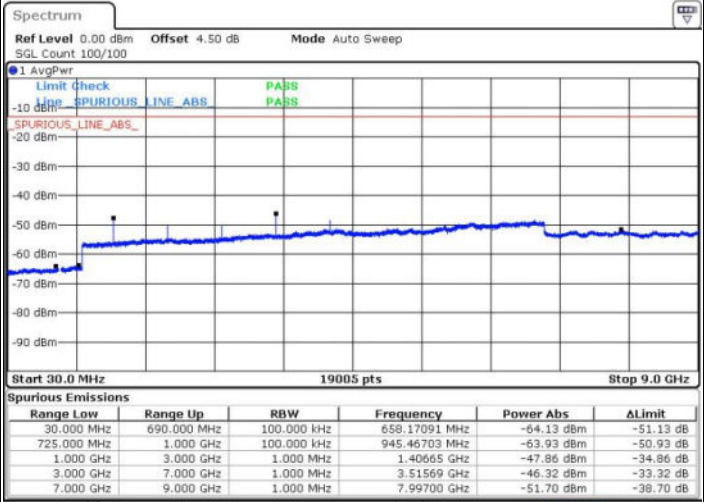
LTE Band 12 / 10MHz

Middle Channel / QPSK



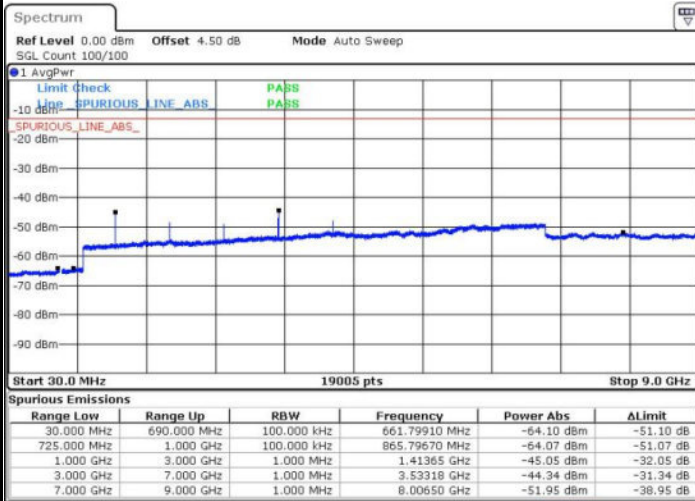
Date: 7 JUN 2016 14:30:33

Middle Channel / 16QAM



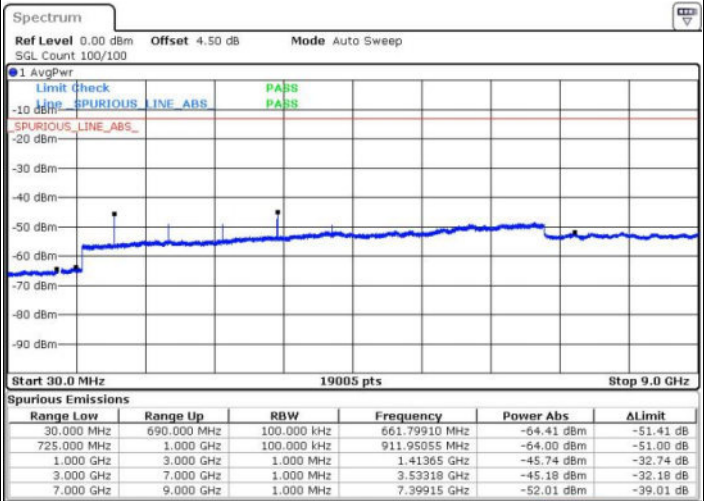
Date: 7 JUN 2016 14:30:09

Highest Channel / QPSK



Date: 7 JUN 2016 14:30:57

Highest Channel / 16QAM



Date: 7 JUN 2016 14:32:10



Frequency Stability

Test Conditions		LTE Band 12 (QPSK) / Middle Channel	Limit
Temperature (°C)	Voltage (Volt)	BW 10MHz	Note 2.
		Deviation (ppm)	Result
50	Normal Voltage	0.0021	PASS
40	Normal Voltage	0.0068	
30	Normal Voltage	0.0051	
20(Ref.)	Normal Voltage	0.0000	
10	Normal Voltage	0.0054	
0	Normal Voltage	0.0045	
-10	Normal Voltage	0.0057	
-20	Normal Voltage	0.0014	
-30	Normal Voltage	0.0008	
20	Maximum Voltage	0.0020	
20	Normal Voltage	0.0033	
20	Battery End Point	0.0040	

Note:

1. Normal Voltage = 3.8V. ; Battery End Point (BEP) = 3.7 V. ; Maximum Voltage =4.2 V
2. Note: The frequency fundamental emissions stay within the authorized frequency block based on the frequency deviation measured is small.



LTE Band 13

Peak-to-Average Ratio

Mode	LTE Band 13 / 10MHz				
Mod.	QPSK		16QAM		Limit: 13dB
RB Size	1RB	Full RB	1RB	Full RB	Result
Lowest CH	-	-	-	-	PASS
Middle CH	3.07	5.19	3.91	6.12	
Highest CH	-	-	-	-	



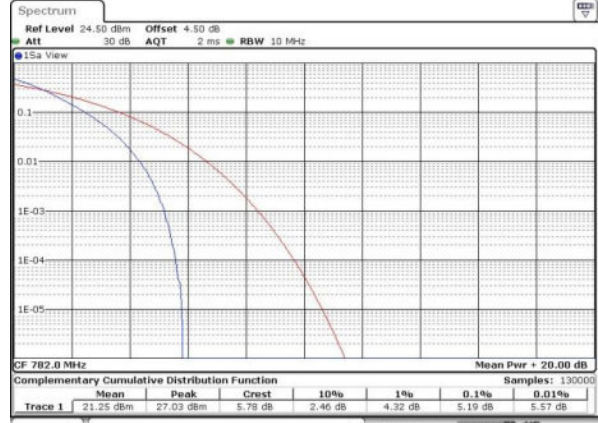
LTE Band 13 / 10MHz / QPSK

Middle Channel/ 1RB



Date: 7 JUN 2016 15:34:43

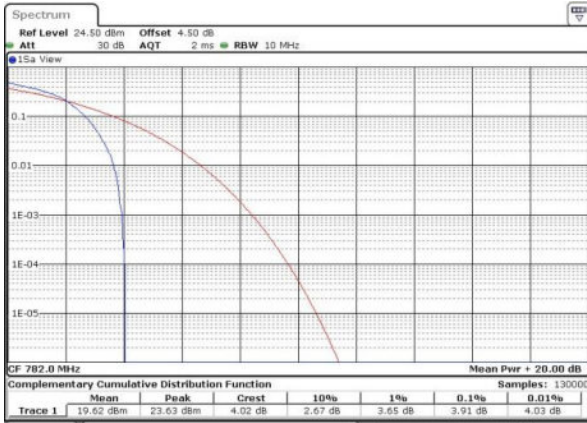
Middle Channel / Full RB



Date: 7 JUN 2016 15:35:46

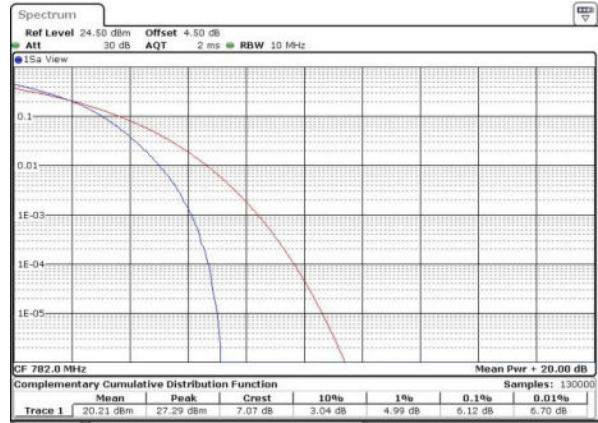
LTE Band 13 / 10MHz / 16QAM

Middle Channel/ 1RB



Date: 7 JUN 2016 15:35:08

Middle Channel / Full RB



Date: 7 JUN 2016 15:35:33



26dB Bandwidth

Mode	LTE Band 13 : 26dB BW(MHz)											
	1.4MHz		3MHz		5MHz		10MHz		15MHz		20MHz	
BW												
Mod.	QPSK	16QAM	QPSK	16QAM	QPSK	16QAM	QPSK	16QAM	QPSK	16QAM	QPSK	16QAM
Lowest CH	-	-	-	-	4.995	5.005	-	-	-	-	-	-
Middle CH	-	-	-	-	5.015	4.915	9.650	9.710	-	-	-	-
Highest CH	-	-	-	-	4.915	5.005	-	-	-	-	-	-



LTE Band 13

Lowest Channel / 5MHz / QPSK



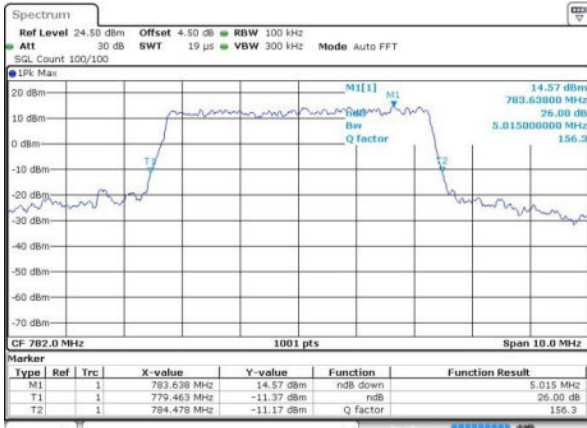
Date: 7 JUN 2016 14:52:59

Lowest Channel / 5MHz / 16QAM



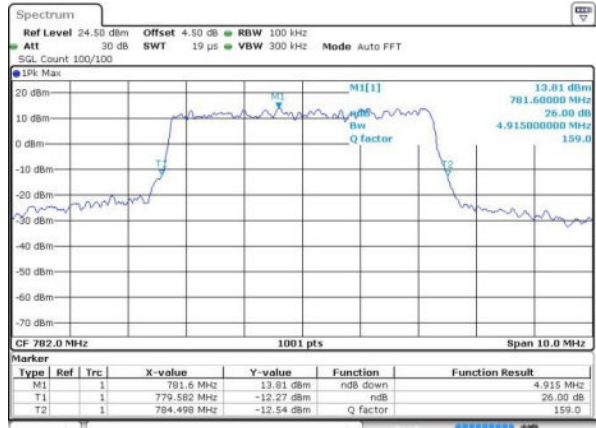
Date: 7 JUN 2016 14:53:32

Middle Channel / 5MHz / QPSK



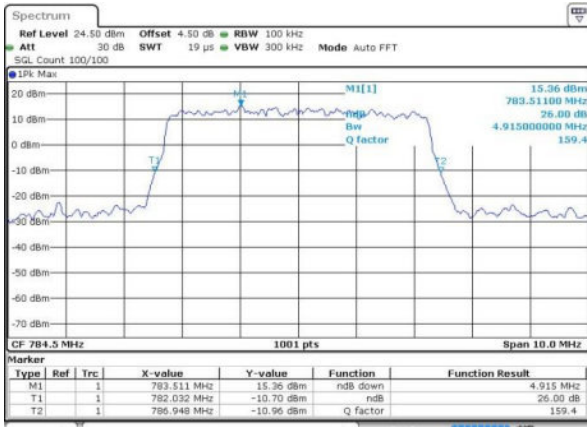
Date: 7 JUN 2016 14:56:20

Middle Channel / 5MHz / 16QAM



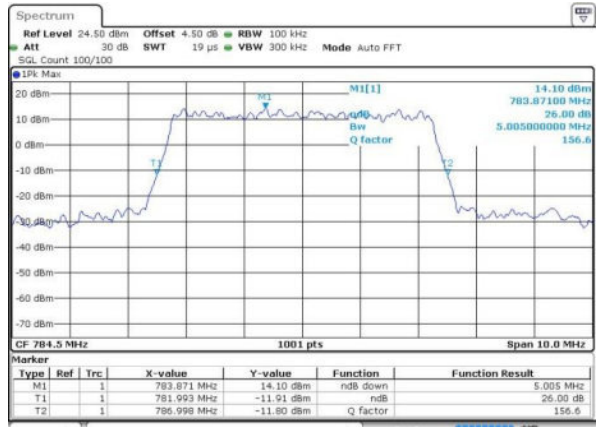
Date: 7 JUN 2016 14:56:42

Highest Channel / 5MHz / QPSK



Date: 7 JUN 2016 14:56:45

Highest Channel / 5MHz / 16QAM

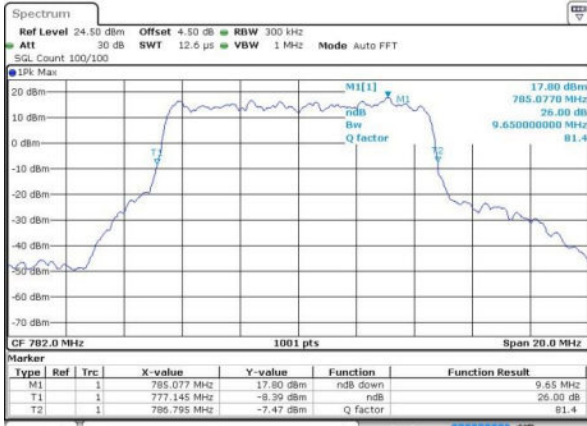


Date: 7 JUN 2016 14:57:17



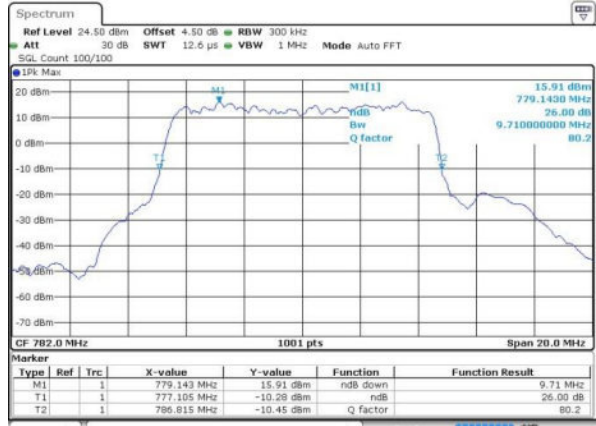
LTE Band 13

Middle Channel / 10MHz / QPSK



Date: 7 JUN 2016 15:20:10

Middle Channel / 10MHz / 16QAM



Date: 7 JUN 2016 15:19:26



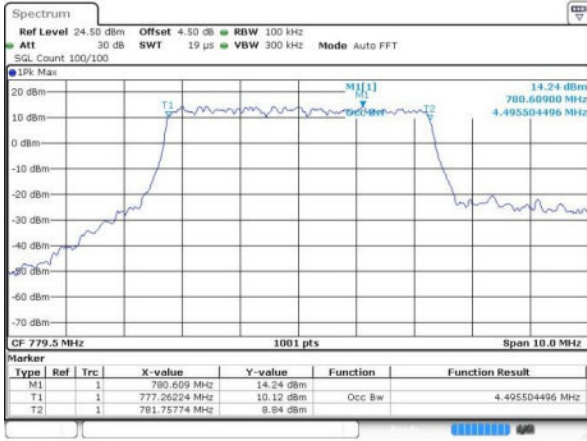
Occupied Bandwidth

Mode	LTE Band 13 : 99%OBW(MHz)											
	1.4MHz		3MHz		5MHz		10MHz		15MHz		20MHz	
BW	QPSK	16QAM	QPSK	16QAM	QPSK	16QAM	QPSK	16QAM	QPSK	16QAM	QPSK	16QAM
Mod.	QPSK	16QAM	QPSK	16QAM	QPSK	16QAM	QPSK	16QAM	QPSK	16QAM	QPSK	16QAM
Lowest CH	-	-	-	-	4.50	4.50	-	-	-	-	-	-
Middle CH	-	-	-	-	4.51	4.49	9.07	8.97	-	-	-	-
Highest CH	-	-	-	-	4.49	4.48	-	-	-	-	-	-



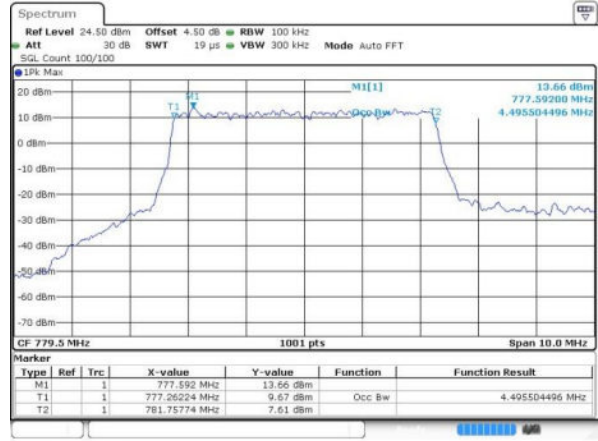
LTE Band 13

Lowest Channel / 5MHz / QPSK



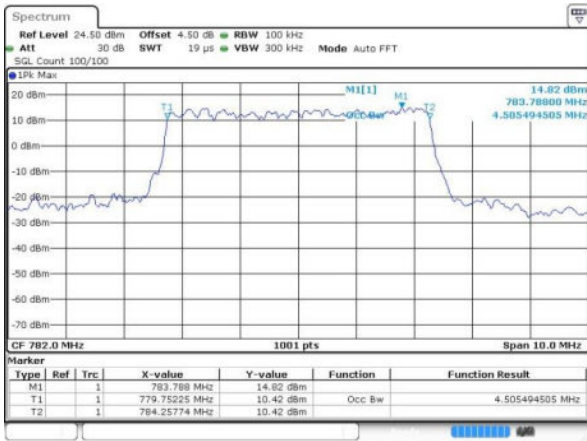
Date: 7 JUN 2016 14:53:10

Lowest Channel / 5MHz / 16QAM



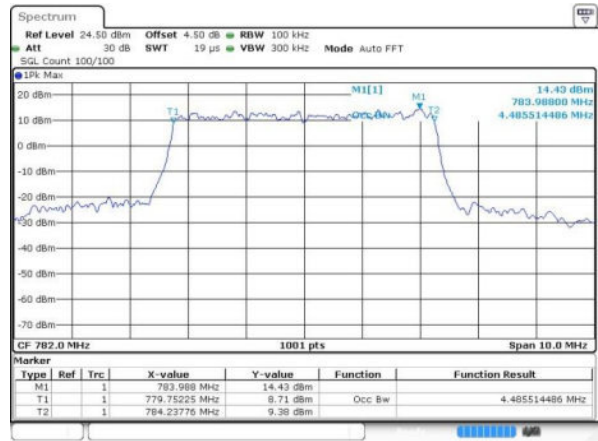
Date: 7 JUN 2016 14:53:22

Middle Channel / 5MHz / QPSK



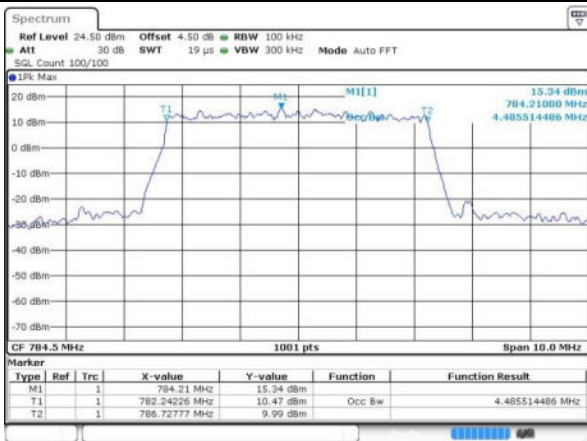
Date: 7 JUN 2016 14:56:10

Middle Channel / 5MHz / 16QAM



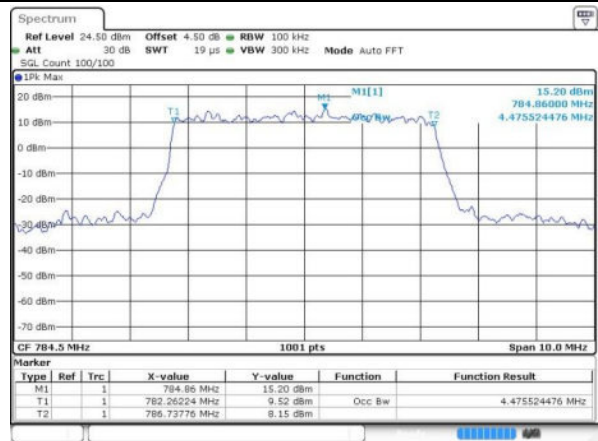
Date: 7 JUN 2016 14:56:55

Highest Channel / 5MHz / QPSK



Date: 7 JUN 2016 14:56:35

Highest Channel / 5MHz / 16QAM

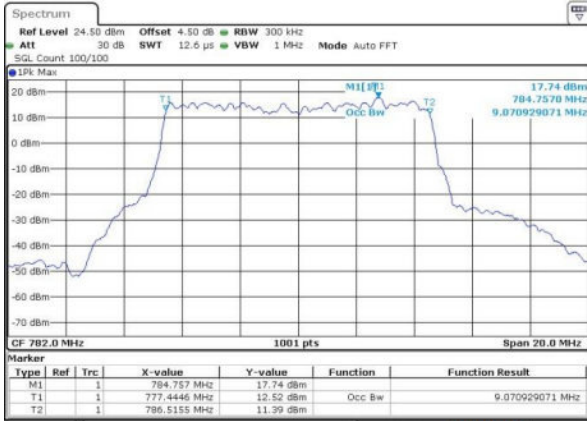


Date: 7 JUN 2016 14:58:00



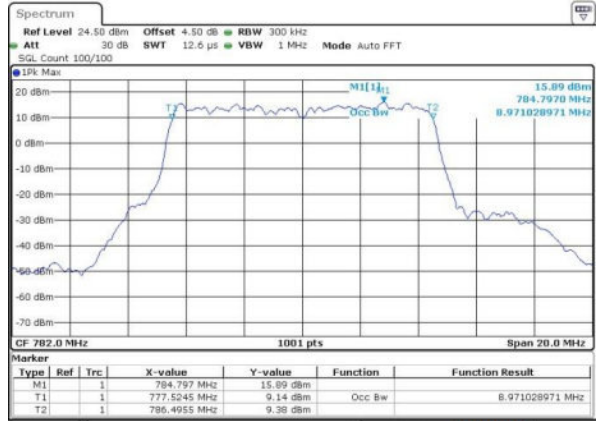
LTE Band 13

Middle Channel / 10MHz / QPSK



Date: 7 JUN 2016 15:19:47

Middle Channel / 10MHz / 16QAM



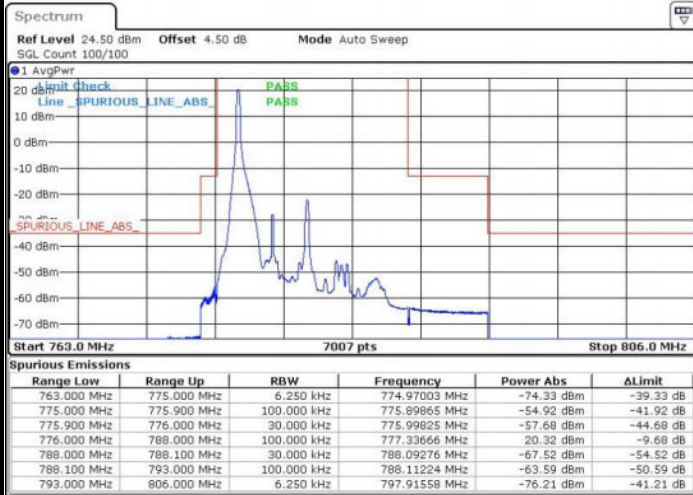
Date: 7 JUN 2016 15:18:53



Conducted Band Edge

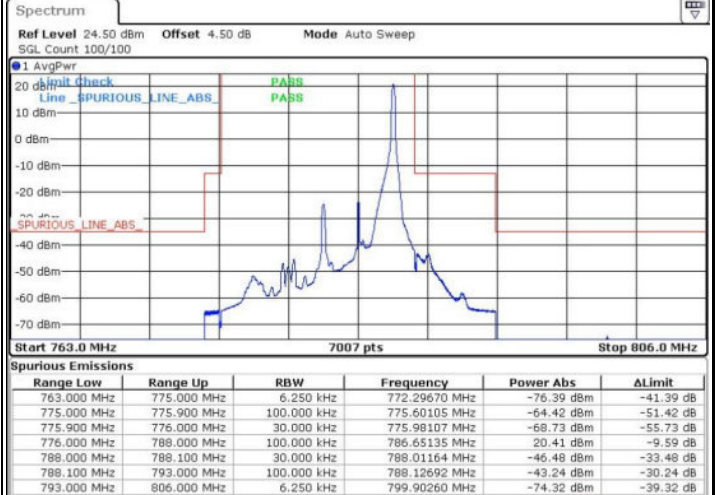
LTE Band 13 / 5MHz / QPSK

Lowest Band Edge / 1 RB



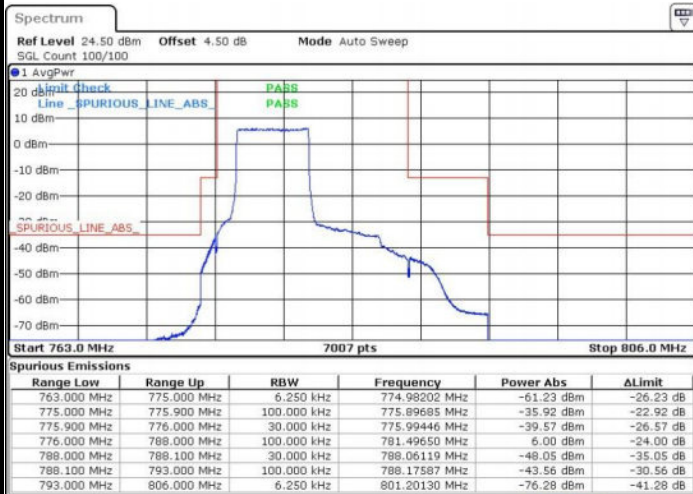
Date: 7 JUN 2016 15:02:22

Highest Band Edge / 1 RB



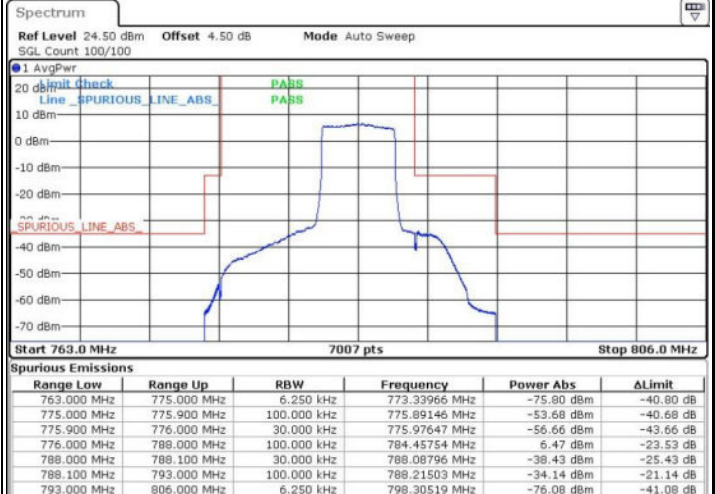
Date: 7 JUN 2016 15:14:57

Lowest Band Edge / Full RB



Date: 7 JUN 2016 15:09:59

Highest Band Edge / Full RB



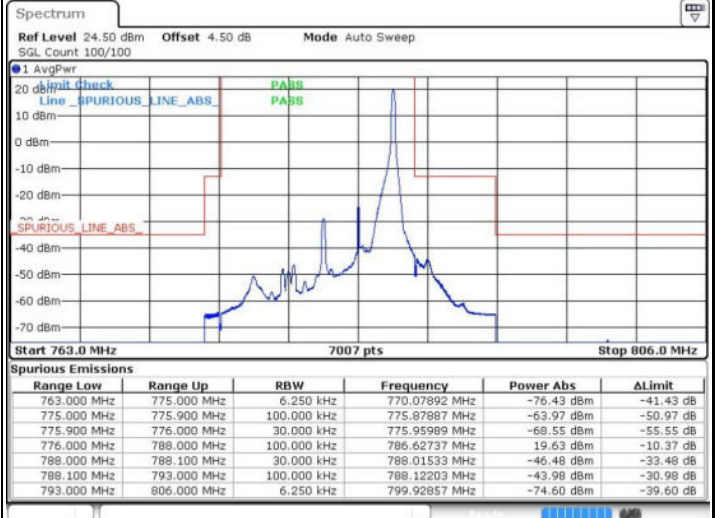
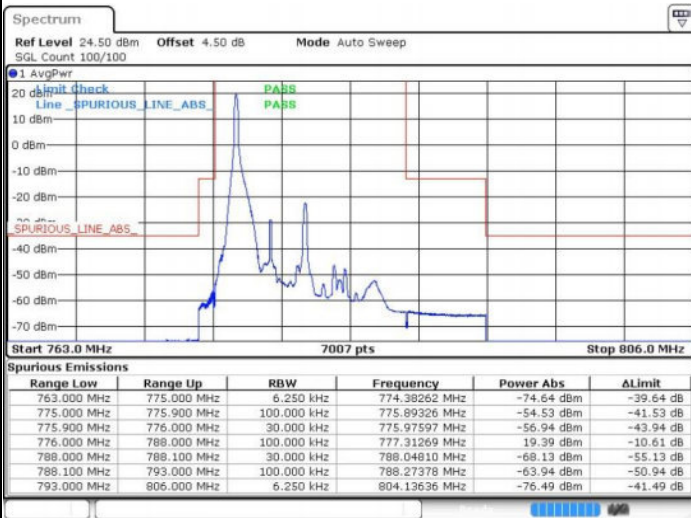
Date: 7 JUN 2016 15:11:16



LTE Band 13 / 5MHz / 16QAM

Lowest Band Edge / 1 RB

Highest Band Edge / 1 RB

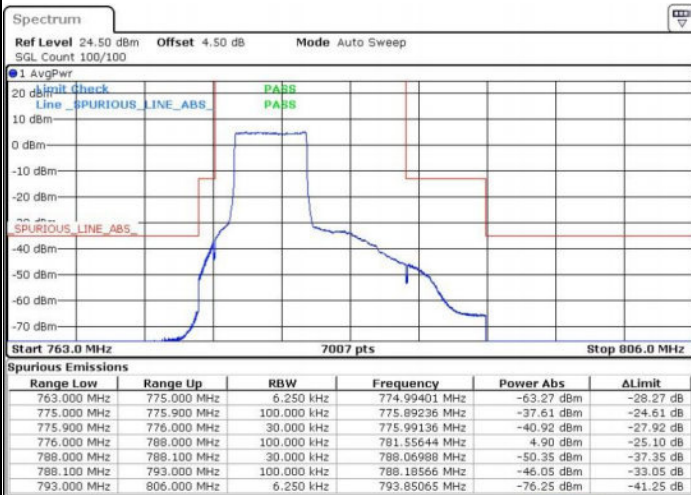


Date: 7 JUN 2016 15:03:29

Date: 7 JUN 2016 15:13:37

Lowest Band Edge / Full RB

Highest Band Edge / Full RB



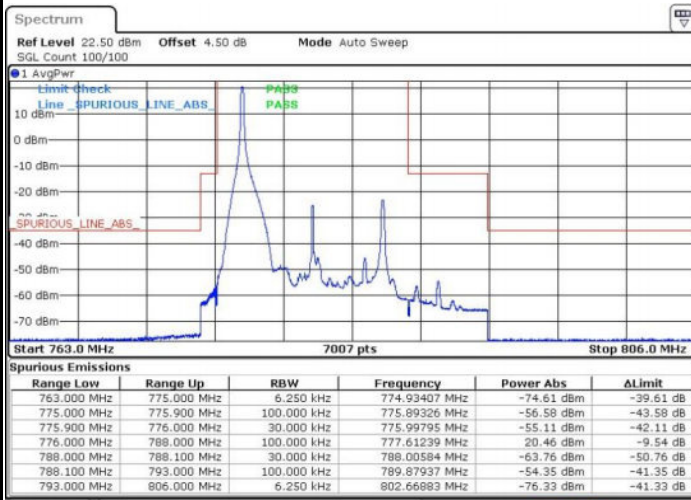
Date: 7 JUN 2016 15:08:53

Date: 7 JUN 2016 15:12:30



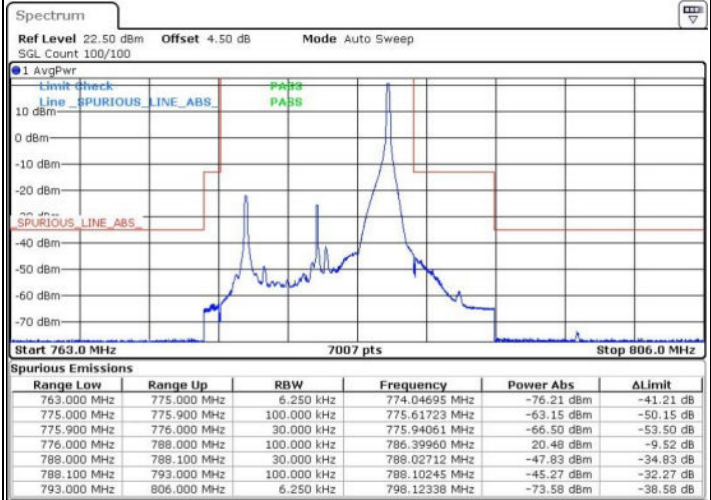
LTE Band 13 / 10MHz / QPSK

Lowest Band Edge / 1 RB



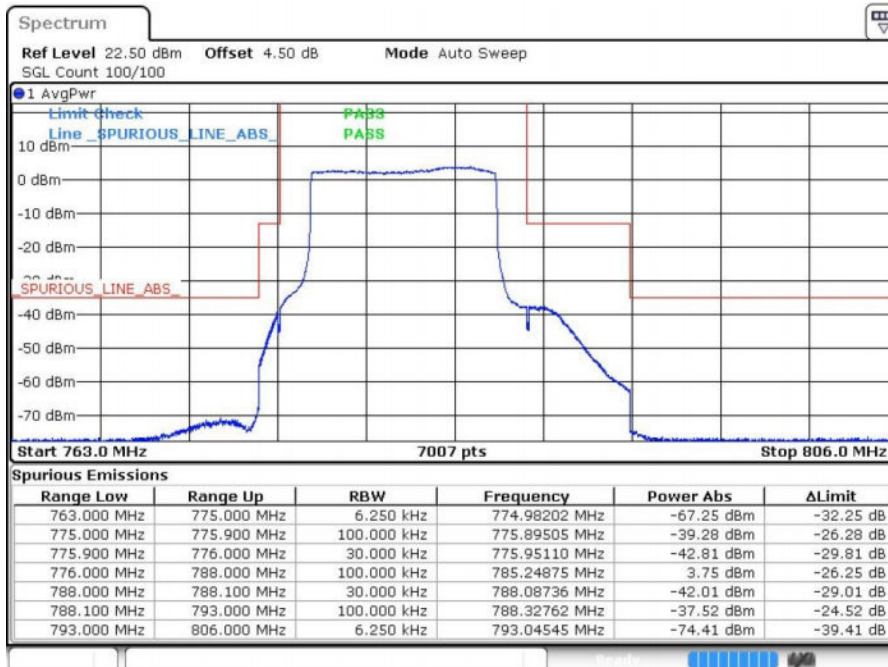
Date: 7 JUN 2016 15:21:31

Highest Band Edge / 1 RB



Date: 7 JUN 2016 15:29:34

Band Edge / Full RB

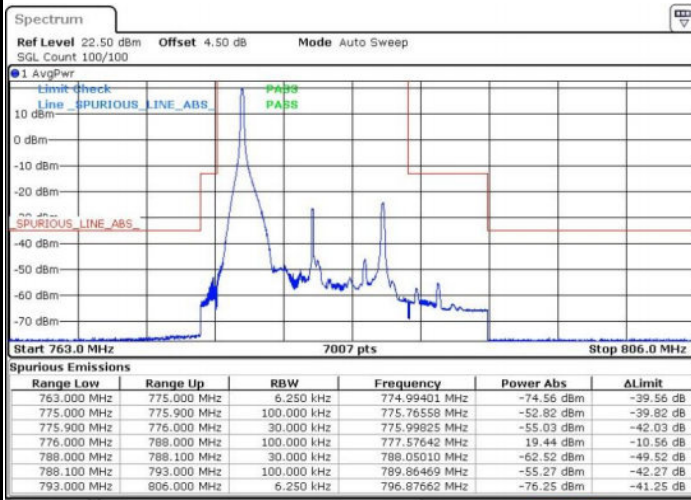


Date: 7 JUN 2016 15:30:40



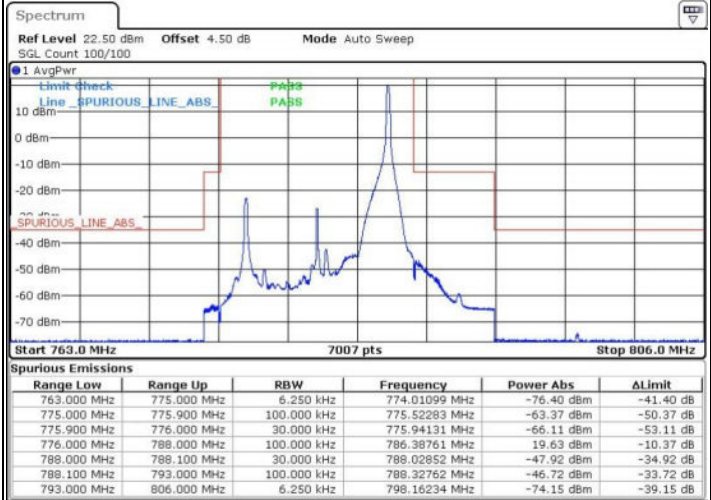
LTE Band 13 / 10MHz / 16QAM

Lowest Band Edge / 1 RB



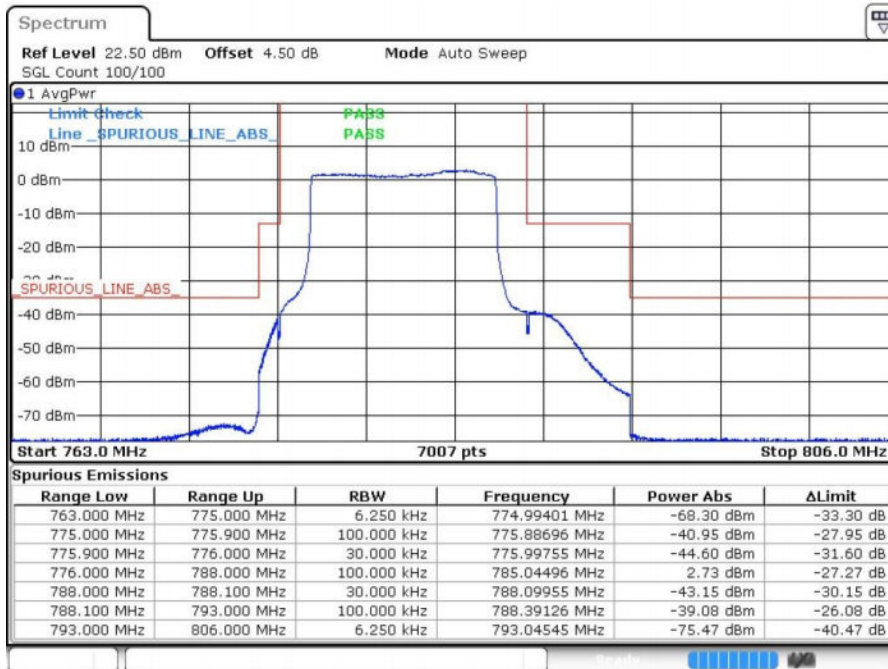
Date: 7 JUN 2016 15:27:15

Highest Band Edge / 1 RB



Date: 7 JUN 2016 15:28:22


Band Edge / Full RB



Date: 7 JUN 2016 15:31:56



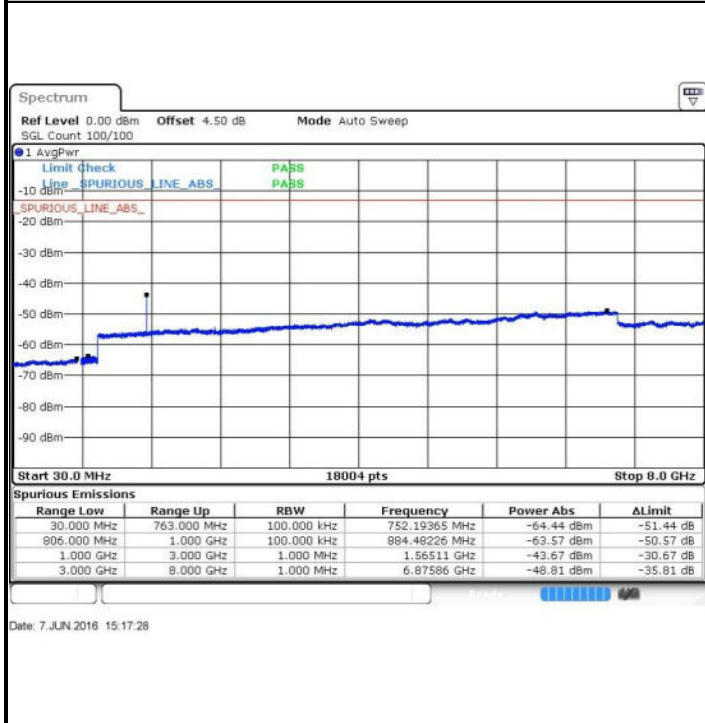
Conducted Spurious Emission



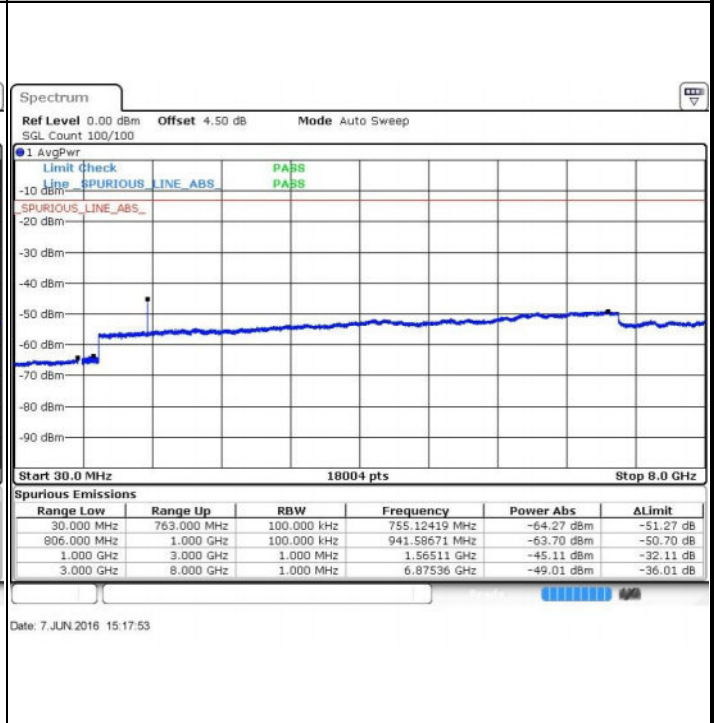


LTE Band 13 / 5MHz

Highest Channel / QPSK

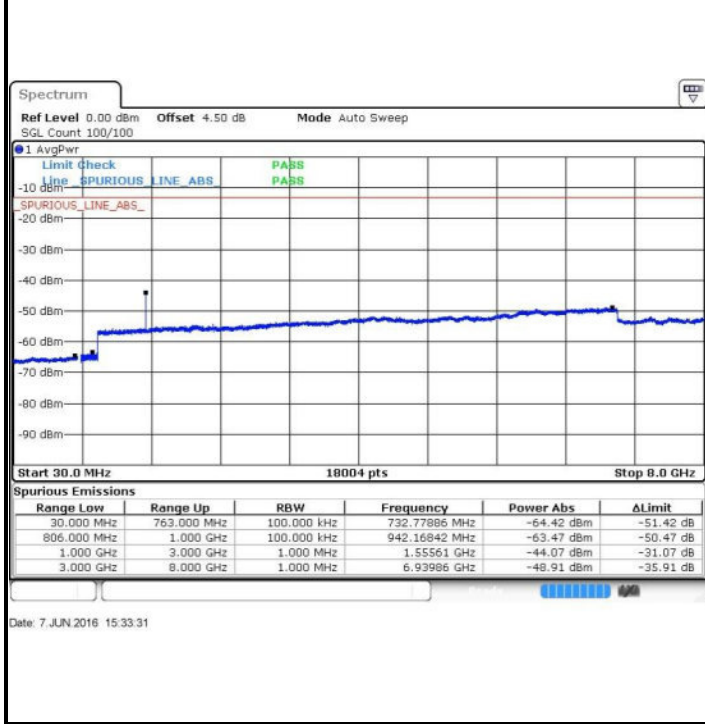


Highest Channel / 16QAM

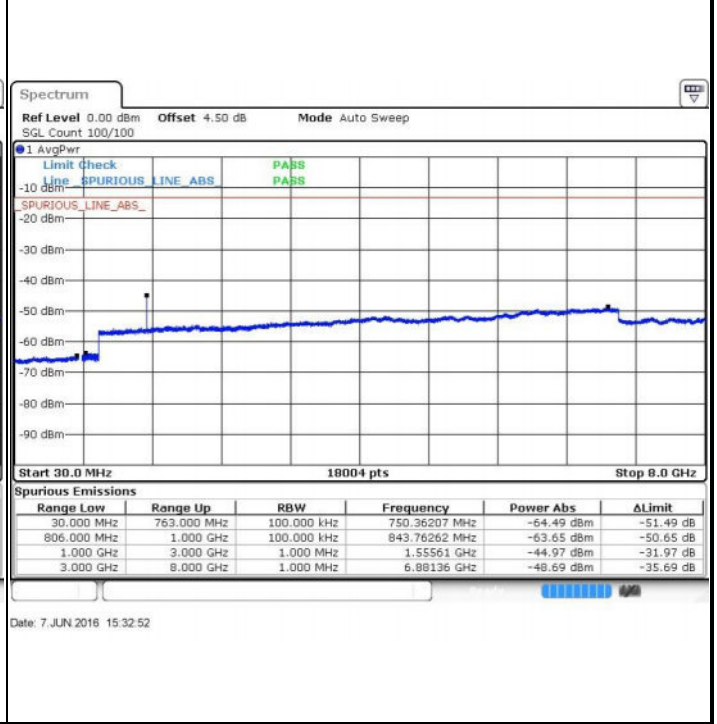


LTE Band 13 / 10MHz

Middle Channel / QPSK



Middle Channel / 16QAM





Frequency Stability

Test Conditions		LTE Band 13 (QPSK) / Middle Channel	Limit
Temperature (°C)	Voltage (Volt)	BW 10MHz	Note 2.
		Deviation (ppm)	Result
50	Normal Voltage	0.0054	PASS
40	Normal Voltage	0.0047	
30	Normal Voltage	0.0018	
20(Ref.)	Normal Voltage	0.0000	
10	Normal Voltage	0.0023	
0	Normal Voltage	0.0052	
-10	Normal Voltage	0.0061	
-20	Normal Voltage	0.0086	
-30	Normal Voltage	0.0072	
20	Maximum Voltage	0.0001	
20	Normal Voltage	0.0010	
20	Battery End Point	0.0058	

Note:

1. Normal Voltage = 3.8V. ; Battery End Point (BEP) = 3.7 V. ; Maximum Voltage =4.2 V
2. Note: The frequency fundamental emissions stay within the authorized frequency block based on the frequency deviation measured is small.



LTE Band 17

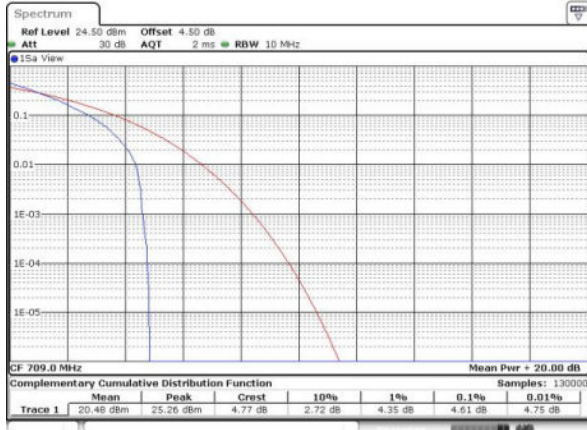
Peak-to-Average Ratio

Mode	LTE Band 17 / 10MHz				
Mod.	QPSK		16QAM		Limit: 13dB
RB Size	1RB	Full RB	1RB	Full RB	Result
Lowest CH	4.61	5.25	5.28	6.17	PASS
Middle CH	4.58	5.42	5.51	6.14	
Highest CH	4.52	5.36	5.30	6.12	



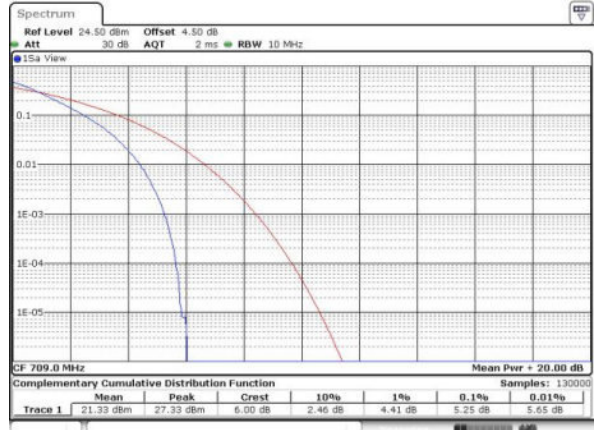
LTE Band 17 / 10MHz / QPSK

Lowest Channel / 1RB



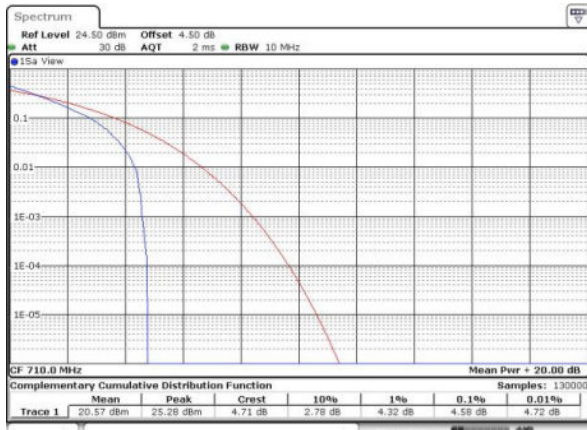
Date: 7 JUN 2016 13:37:36

Lowest Channel / Full RB



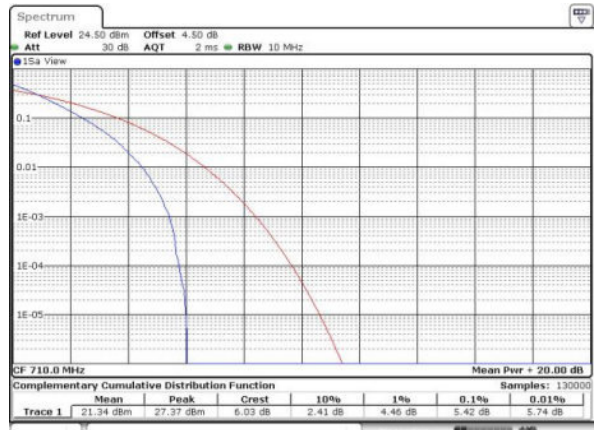
Date: 7 JUN 2016 13:37:49

Middle Channel / 1RB



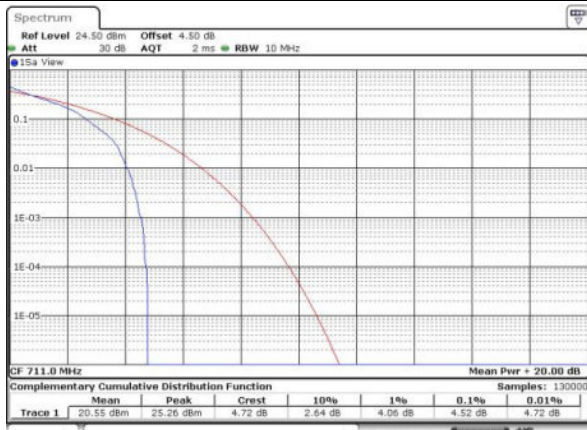
Date: 7 JUN 2016 13:38:11

Middle Channel / Full RB



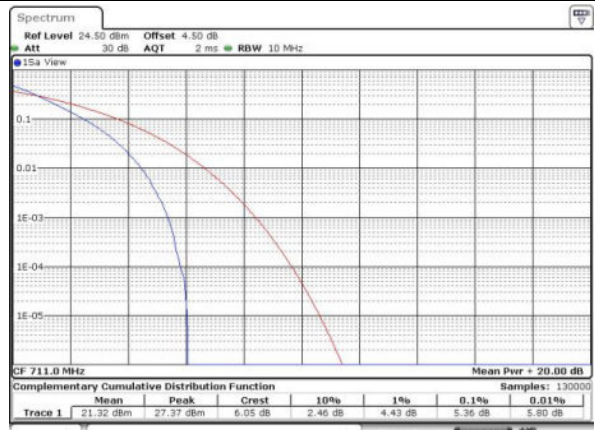
Date: 7 JUN 2016 13:38:00

Highest Channel / 1RB



Date: 7 JUN 2016 13:38:25

Highest Channel / Full RB



Date: 7 JUN 2016 13:38:38