


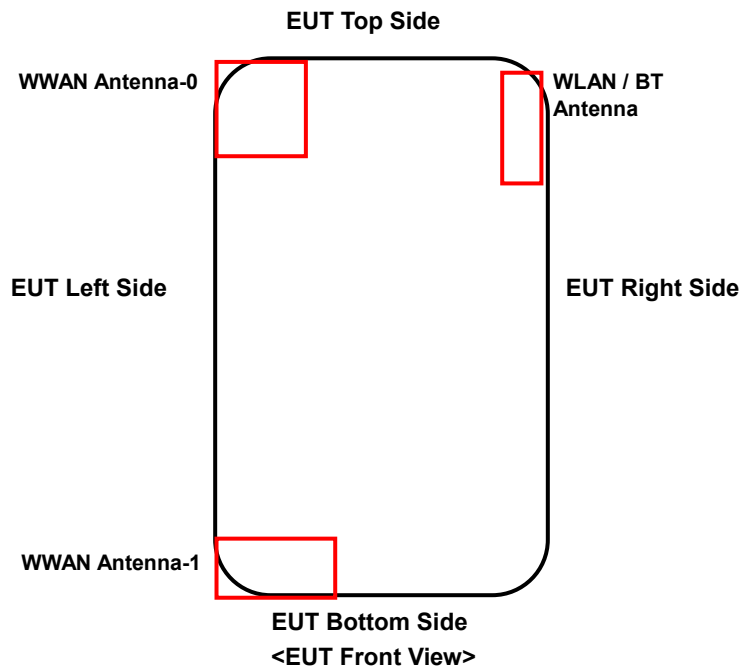


Appendix D. Photographs of EUT and Setup

<Photographs of EUT>



<Antenna Location>



The separation distance for antenna to edge:

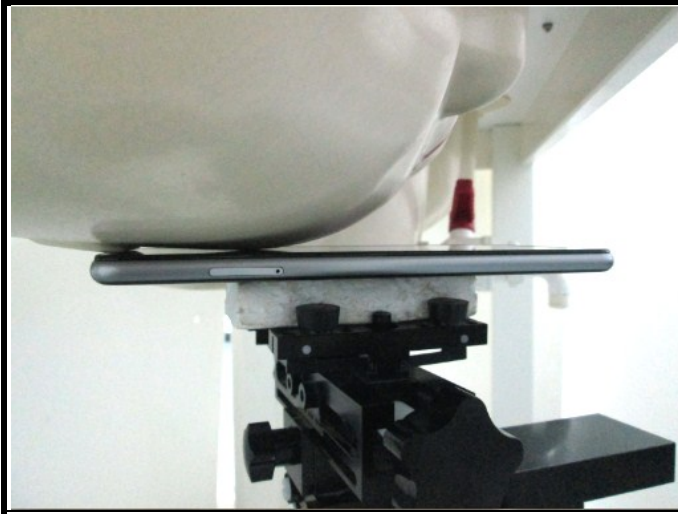
Antenna	To Top Side (mm)	To Bottom Side (mm)	To Left Side (mm)	To Right Side (mm)
WWAN Ant-0	0	164	0	70
WWAN Ant-1	176	0	0	62
WLAN / BT	7	154	90	0

Note :

1. The antenna-0 only for LTE band 7, the antenna-1 for other WWAN bands.
2. Since the technical document related to the design of proximity sensor and power reduction is confidential, the detail about proximity sensor does not be described in this SAR report. Please refer to the technical documents as "Proximity Sensor Technical Description" for the details.

FCC SAR Test Report


<Photographs of SAR Setup>



Right Cheek



Right Tilted



Left Cheek



Left Tilted

FCC SAR Test Report



Rear Face of EUT with 0 cm Gap




Rear Face of EUT with 1.5 cm Gap



Left Side of EUT with 0 cm Gap



Left Side of EUT with 1.3 cm Gap



Right Side of EUT with 0 cm Gap

FCC SAR Test Report

