

The Lenovo logo, consisting of the word "Lenovo" in white text on a red rectangular background.

# Lenovo PHAB

## Safety, Warranty & Quick Start Guide

Lenovo PB1-750M

 Read this guide carefully before using your Lenovo PHAB.

# Read before using your Lenovo PHAB

## Read first-Regulatory information

Device models equipped with wireless communications comply with the radio frequency and safety standards of any country or region in which it has been approved for wireless use. In addition, if your product contains a telecom modem, it complies with the requirements for connection to the telephone network in your country.

Be sure to read the *Regulatory Notice* for your country or region before using the wireless devices contained in your device. To obtain a PDF version of the *Regulatory Notice*, refer to the "Downloading publications" section below.

## Getting support

To get support on network service and billing, contact your wireless network operator. To learn how to use your device and view its technical specifications, go to <http://support.lenovo.com>.

## Downloading publications

Electronic versions of your publications are available from <http://support.lenovo.com>. To download the publications for your device, go to <http://support.lenovo.com> and follow the instructions on the screen.

## Accessing your User Guide

Your User Guide contains detailed information about your device. To access your User Guide, go to <http://support.lenovo.com> and follow the instructions on the screen.

## Legal notices

Lenovo and the Lenovo logo are trademarks of Lenovo in the United States, other countries, or both.

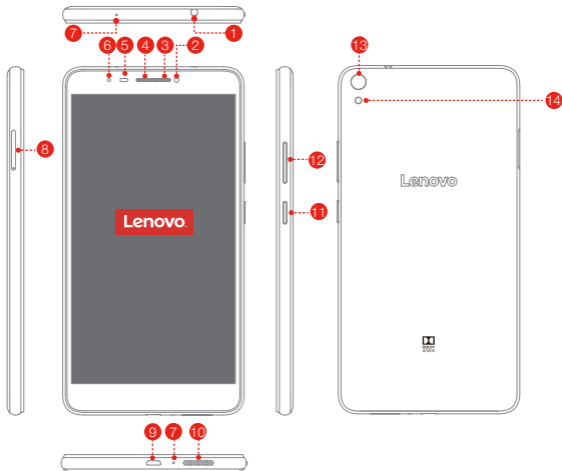
Other company, product, or service names may be trademarks or service marks of others.

Manufactured under license from Dolby Laboratories. Dolby, Dolby Atmos, and the double-D symbol are trademarks of Dolby Laboratories.

LIMITED AND RESTRICTED RIGHTS NOTICE: If data or software is delivered pursuant a General Services Administration "GSA" contract, use, reproduction, or disclosure is subject to restrictions set forth in Contract No. GS-35F-05925.

## Lenovo PHAB overview

Model	Version
Lenovo PB1-750M	WLAN+LTE (Voice)



- 1 Earphone jack
- 2 Front camera
- 3 Microphone (inside the receiver cover)
- 4 Receiver
- 5 Light/Proximity sensor
- 6 Indicator light
- 7 Microphone
- 8 Card slot
- 9 Micro USB connector
- 10 Speaker
- 11 On/Off button
- 12 Volume button
- 13 Rear camera
- 14 Flash light

## Preparing your Lenovo PHAB

A Micro SIM card provided by your carrier is required in order to use cellular services.

A microSD card is required to store data.

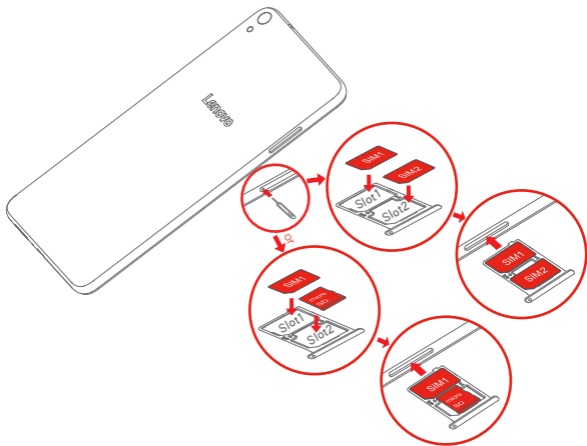
Install the Micro SIM cards and the microSD card as shown.

**Step 1.** Insert the eject tool that comes with your device into the hole in the card tray.

**Step 2.** Pull out the card tray and do one of the following:

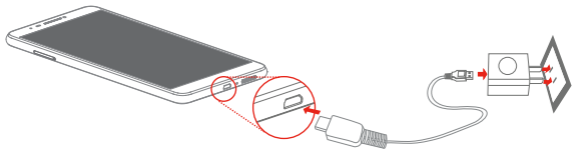
- Position the SIM1 card in Slot1 and the SIM2 card in Slot2, or position the SIM1 card in Slot1 and the microSD card in Slot2.
- Both of the card slots support 4G/3G/2G data services, but you can enable only one Micro SIM card for data connection at a time. If you want to change the Micro SIM card used for data connection, go to Settings > SIM Cards > Cellular Data.

**Step 3.** Carefully insert the tray with the installed cards back into the slot.



## Starting to use your Lenovo PHAB

Before using your device, you might need to charge the battery. Charge the battery as shown.



Connect your device to a power outlet using the included cable and USB power adapter.

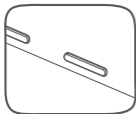
 Low battery

 Fully charged

 Charging

## Turning on/off

---



**Turn on:** Press and hold the On/Off button until the Lenovo logo appears.

**Turn off:** Press and hold the On/Off button for a few seconds, then tap **Power off**.

**Restart:** Press and hold the On/Off button for about 10 seconds.

## Taking screenshots

---

Press and hold the On/Off button and the volume down button at the same time.

# Important safety and handling information

## Plastic bag notice

**DANGER:** Plastic bags can be dangerous. Keep plastic bags away from babies and children to avoid danger of suffocation.

## Built-in rechargeable battery notice

**DANGER:** Do not attempt to replace the internal rechargeable lithium ion battery. Risk of explosion if the battery is replaced with an incorrect type. Contact Lenovo Support for factory replacement.

## Polyvinyl Chloride (PVC) cable and cord notice

**WARNING:** Handling the cord on this product or cords associated with accessories sold with this product will expose you to lead, a chemical known to the State of California to cause cancer, and birth defects or other reproductive harm. Wash hands after handling.

## Prevent hearing damage

Your device has a headphone connector. Always use the headphone connector for headphones (also called a headset) or earphones.

**CAUTION: Excessive sound pressure from earphones and headphones can cause hearing loss. Adjustment of the equalizer to maximum increases the earphone and headphone output voltage and the sound pressure level. Therefore, to protect your hearing, adjust the equalizer to an appropriate level.**

Excessive use of headphones or earphones for a long period of time at high volume can be dangerous if the output of the headphone or earphone connectors do not comply with specifications of EN 50332-2.

The headphone output connector of your device complies with EN 50332-2 Sub clause 7. This specification limits the device's maximum wide band true RMS output voltage to 150 mV. To help protect against hearing loss, ensure that the headphones or earphones you use also comply with EN 50332-2 (Clause 7 limits) for a wide band characteristic voltage of 75 mV. Using headphones that do not comply with EN 50332-2 can be dangerous due to excessive sound pressure levels.

If your device came with headphones or earphones in the package, as a set, the combination of the headphones or earphones and the device already complies with the specifications of EN 50332-1. If different headphones or earphones are used, ensure that they comply with EN 50332-1 (Clause 6.5 Limitation Values). Using headphones that do not comply with EN 50332-1 can be dangerous due to excessive sound pressure levels.

## Sound pressure warning statement

For the device that is tested in accordance with EN 60950-1:2006+A11:2009+A1:2010+A12:2011, it is mandatory to perform audio tests for EN50332.

This device has been tested to comply with the Sound Pressure Level requirement laid down in the applicable EN 50332-1 and/or EN 50332-2 standards. Permanent hearing loss may occur if earphones or headphones are used at high volume for prolonged periods of time.



Warning statement: To prevent possible hearing damage, do not listen at high volume levels for a long period of time.

## European Union Compliance Statement

Radio and Telecommunications Terminal Equipment Directive



Lenovo declares that this product is in compliance with:

- The essential requirements and other relevant provisions of the Radio and Telecommunications Terminal Equipment Directive, 1999/5/EC
- All other relevant EU directives

The Declaration of Conformity information is located in the *Regulatory Notice* To obtain a PDF version of the *Regulatory Notice*, go to <http://support.lenovo.com>.

## RF Exposure (SAR) information:

To comply with SAR requirements the device must be used with a separation distance of at least 15 mm to the human body.

Users have to adopt a holster/sleeve/cover or other ways to maintain this distance.

## Service and Support information

The following information describes the technical support that is available for your product, during the warranty period or throughout the life of your product. Refer to the *Lenovo Limited Warranty* for a full explanation of Lenovo warranty terms. See "Lenovo Limited Warranty notice" later in this document for details on accessing the full warranty.

## Online technical support

Online technical support is available during the lifetime of a product at:

<http://www.lenovo.com/support>

## Telephone technical support

You can get help and information from the Customer Support Center by telephone.

Before contacting a Lenovo technical support representative, please have the following information available: model and serial number, the exact wording of any error message, and a description of the problem.

Your technical support representative might want to walk you through the problem while you are at your device during the call.

## Worldwide Lenovo Support telephone list

**Important:** Telephone numbers are subject to change without notice. The most up-to-date telephone list for the Customer Support Center is always available at:

<http://www.lenovo.com/support/phone>

If the telephone number for your country or region is not listed, contact your Lenovo reseller or Lenovo marketing representative.

## Warranty information

### Lenovo Limited Warranty notice

This product is covered by the terms of the *Lenovo Limited Warranty*, version L505-0010-02 08/2011. Read the *Lenovo Limited Warranty* (LLW) at [http://www.lenovo.com/warranty/llw\\_02](http://www.lenovo.com/warranty/llw_02). You can view the LLW in a number of languages from this Web site. If you cannot view the LLW from the Web site, contact your local Lenovo office or reseller to obtain a printed version of the LLW.

### Warranty period and type of Warranty service

Country or Region Purchase	Warranty Period	Type of Warranty Service
France, Germany, Italy, Austria, United Kingdom, Israel, Australia, New Zealand	Parts and Labor - 1 year Battery Pack - 1 year Earphone - 1 year	1,3
Guatemala, Costa Rica, Venezuela, Peru, Uruguay, Ecuador, Colombia, Chile, Argentina, Indonesia, Vietnam, India, Malaysia, Thailand, Philippines, Singapore, Hong Kong, El Salvador	Parts and Labor - 1 year Battery Pack - 1 year Earphone - 1 year	1,4



Country or Region Purchase	Warranty Period	Type of Warranty Service
Russia, Ukraine, Egypt, Lebanon, Morocco, South Africa, Tunisia, Mauritius, Mozambique, United Arab Emirates, Jordan, Kenya, Nigeria, Uganda, Ghana, Oman, Tanzania, Namibia	Parts and Labor - 1 year Battery Pack - 1 year Earphone - 1 year	4
United States of America, Canada, Mexico, Japan	Parts and Labor - 1 year Battery Pack - 1 year Earphone - 1 year	1,5
Panama	Parts and labor - 1 year Battery Pack - 1 year Earphone - 1 year	2,4
Taiwan, South Korea	Parts and Labor - 1 year Battery Pack - 1 year Earphone - 1 year	3,4
Brazil	Parts and Labor - 1 year Battery Pack - 1 year Earphone - 1 year	2,5
Spain, Switzerland, Portugal, Netherlands, Belgium, Sweden, Denmark, Norway, Finland, Estonia, Latvia, Lithuania, Iceland	Parts and Labor - 2 years Battery Pack - 1 year Earphone - 1 year	1,3
Poland, Czech Republic, Hungary, Romania, Bulgaria, Greece, Croatia, Slovenia, Slovakia, Cyprus	Parts and Labor - 2 years Battery Pack - 1 year Earphone - 1 year	1,5
Turkey	Parts and Labor - 2 years Battery Pack - 2 years Earphone - 2 year	3,4
Saudi Arabia	Parts and Labor - 2 years Battery Pack - 2 years Earphone - 2 year	4
Serbia	Parts and Labor - 2 years Battery Pack - 1 year Earphone - 1 year	1,4

\* Excludes some components. 90-day limited warranty for power adapters, keyboards, plastics and hinges. Earphone warranty term is only applied to the country that has earphone in bundle sales with Lenovo PHAB product.

#### Types of Warranty Service

1. Customer Replaceable Unit ("CRU") Service
2. On-site Service
3. Courier or Depot Service
4. Customer Carry-In Service
5. Mail-in Service
6. Customer Two-Way Mail-in Service
7. Product Exchange Service


For a full explanation of the types of warranty service, refer to the full warranty. See "**Lenovo Limited Warranty notice**" for details on accessing the full warranty.

# Environmental, recycling, and disposal information

## General recycling statement

Lenovo encourages owners of information technology (IT) equipment to responsibly recycle their equipment when it is no longer needed. Lenovo offers a variety of programs and services to assist equipment owners in recycling their IT products. For information on recycling Lenovo products, go to <http://www.lenovo.com/recycling>.

## Important WEEE information

	<p>Electrical and electronic equipment marked with the symbol of a crossed-out wheeled bin may not be disposed as unsorted municipal waste. Waste of electrical and electronic equipment (WEEE) shall be treated separately using the collection framework available to customers for the return, recycling, and treatment of WEEE.</p> <p>Country-specific information is available at: <a href="http://www.lenovo.com/recycling">http://www.lenovo.com/recycling</a></p>
--	--

## Recycling information for Japan

Recycling and disposal information for Japan is available at:  
<http://www.lenovo.com/recycling/japan>

## Additional recycling statements

Additional information about recycling device components and batteries is in your **User Guide**. See "**Accessing your User Guide**" for details.

## Battery recycling marks

### Battery recycling information for Taiwan



廢電池請回收

For better environmental protection, waste batteries should be collected separately for recycling or special disposal.

### Battery recycling information for the United States and Canada



US & Canada Only

### Battery recycling information for the European Union

EU



## Energy efficiency mark



## Restriction of Hazardous Substances Directive (RoHS)

### Turkey

The Lenovo product meets the requirements of the Republic of Turkey Directive on the Restriction of the Use of Certain Hazardous Substances in Waste Electrical and Electronic Equipment (WEEE).

### Türkiye AEEE Yönetmeliğine Uygunluk Beyanı

Bu Lenovo ürünü, T.C. Çevre ve Orman Bakanlığı'nın "Atık Elektrikli ve Elektronik Eşya Bazı Zararlı Maddelerin Kullanımının Sınırlandırılmasına Dair Yönetmelik (AEEE)" direktiflerine uygundur.

AEEE Yönetmeliğine Uygundur.

### Ukraine

Цим підтверджуємо, що продукція Леново відповідає вимогам нормативних актів України, які обмежують вміст небезпечних речовин

### India

RoHS compliant as per E-Waste (Management & Handling) Rules, 2011.

### Vietnam

Lenovo products sold in Vietnam, on or after September 23, 2011, meet the requirements of the Vietnam Circular 30/2011/TT-BCT ("Vietnam RoHS").

### European Union

Lenovo products sold in the European Union, on or after 3 January 2013 meet the requirements of Directive 2011/65/EU on the restriction of the use of certain hazardous substances in electrical and electronic equipment ("RoHS recast" or "RoHS 2").

For more information about Lenovo progress on RoHS, go to:

[http://www.lenovo.com/social\\_responsibility/us/en/RoHS\\_Communication.pdf](http://www.lenovo.com/social_responsibility/us/en/RoHS_Communication.pdf)

## EurAsia compliance mark



This device complies with the R&TTE Directive (1999/5/EC) issued by the Commission of the European Community.

A minimum separation distance of 1.5 cm must be maintained between the user's body and the device, including the antenna during body-worn operation to comply with the RF exposure requirements in Europe.

### **Declaration of Conformity**

Please add certification standard in your user manual which depended on the test standards your device performed.

### **CE Mark & NB Identification Number**

#### **Countries List where the device will be sold to (for Class 2 device only)**

Austria	AT	Malta	MT
Belgium	BE	Netherlands	NL
Cyprus	CY	Poland	PL
Czech Republic	CZ	Portugal	PT
Denmark	DK	Slovakia	SK
Estonia	EE	Slovenia	SI
Finland	FI	Spain	ES
France	FR	Sweden	SE
Germany	DE	United Kingdom	GB
Greece	GR	Iceland	IS
Hungary	HU	Liechtenstein	LI
Ireland	IE	Norway	NO
Italy	IT	Switzerland	CH
Latvia	LV	Bulgaria	BG
Lithuania	LT	Romania	RO
Luxembourg	LU	Turkey	TR

### **Federal Communication Commission Interference Statement**

This device complies with part 15 of the FCC Rules. Operation is subject to the following two conditions: (1) This device may not cause harmful interference,

and (2) this device must accept any interference received, including interference that may cause undesired operation.

This device has been tested and found to comply with the limits for a Class B digital device, pursuant to Part 15 of the FCC Rules. These limits are designed to provide reasonable protection against harmful interference in a residential installation. This equipment generates, uses, and can radiate radio frequency energy, and, if not installed and used in accordance with the instructions, may cause harmful interference to radio communications. However, there is no guarantee that interference will not occur in a particular installation. If this equipment does cause harmful interference to radio or television reception, which can be determined by turning the equipment off and on, the user is encouraged to try to correct the interference by one or more of the following measures:

- Reorient or relocate the receiving antenna.
- Increase the separation between the equipment and receiver.
- Connect the equipment into an outlet on a circuit different from that to which the receiver is connected.
- Consult the dealer or an experienced radio/TV technician for help.

**FCC Caution:**

- Any Changes or modifications not expressly approved by the party responsible for compliance could void the user's authority to operate the equipment.
- The antenna(s) used for this transmitter must not be co-located or operating in conjunction with any other antenna or transmitter.
- The country code selection is for non-US model only and is not

available to all US model. Per FCC regulation, all WiFi product marketed in US must fixed to US operation channels only.

### ▶ **RF Exposure Information (SAR)**

This device meets the government's requirements for exposure to radio waves. This device is designed and manufactured not to exceed the emission limits for exposure to radio frequency (RF) energy set by the Federal Communications Commission of the U.S. Government.

The exposure standard for wireless device employs a unit of measurement known as the Specific Absorption Rate, or SAR. The SAR limit set by the FCC is 1.6W/kg. \*Tests for SAR are conducted using standard operating positions accepted by the FCC with the device transmitting at its highest certified power level in all tested frequency bands. Although the SAR is determined at the highest certified power level, the actual SAR level of the device while operating can be well below the maximum value. This is because the device is designed to operate at multiple power levels so as to use only the power required to reach the network. In general, the closer you are to a wireless base station antenna, the lower the power output.

The highest SAR value for the model device as reported to the FCC when tested for use at the ear is 0.75 W/kg and when worn on the body, as described in this user guide, is 1.15 W/kg (Body-worn measurements differ among device models, depending upon available accessories and FCC requirements.)

While there may be differences between the SAR levels of various devices and at various positions, they all meet the government requirement.

The FCC has granted an Equipment Authorization for this model device with all reported SAR levels evaluated as in compliance with the FCC RF exposure guidelines. SAR information on this model device is on file with the FCC and can be found under the Display Grant section of [www.fcc.gov/oet/ea/fccid](http://www.fcc.gov/oet/ea/fccid) after searching on FCC ID: 057PB1750M.

For body worn operation, this device has been tested and meets the FCC RF exposure guidelines.



No. 68 Building, 199 Fenju Road, Wai Gao Qiao FTZ , Shanghai , China

Date: August 14, 2015

## Declaration of Conformity

We, **Lenovo (Shanghai) Electronics Technology Co., Ltd.**,

Address: **No. 68 Building, 199 Fenju Road, Wai Gao Qiao FTZ , Shanghai , China**

Declare under our own responsibility that the product:

**Model Name: Lenovo PB1-750M**

**Intended use: Portable Tablet Computer**

Complies with the essential requirements of Article 3 of the R&TTE 1999/5/EC Directive, if used for its intended use and that the following standards have been applied:

### **1. Health (Article 3.1(a) of the R&TTE Directive)**

Applied Standard(s):

- EN 50566: 2013 / AC:2014
- EN 50360: 2001 / A1: 2012
- EN 62209-1 : 2006 / -2 : 2010
- EN 62479 : 2010

### **2. Safety (Article 3.1(a) of the R&TTE Directive)**

Applied Standard(s):

- EN 60950-1: 2006 + A11: 2009 + A1: 2010 + A12: 2011 + A2: 2013

### **3. Electromagnetic compatibility (Article 3.1 (b) of the R&TTE Directive)**

Applied Standard(s):

- EN 301 489-1 V1.9.2 / -3 V1.6.1 / -7 V1.3.1 / -17 V2.2.1 / -24 V1.5.1

### **4. Radio frequency spectrum usage (Article 3.2 of the R&TTE Directive)**

Applied Standard(s):

- EN 300 328 V1.9.1
- EN 301 893 V1.8.1
- EN 301 511 V9.0.2
- EN 301 908-1 V7.1.1 / -2 V6.2.1 / -13 V6.2.1
- EN 300 440-1 V1.6.1 / -2 V1.4.1

**Xihong Li / Product Certification Engineer**

**Lenovo (Shanghai) Electronics Technology Co., Ltd**

**Tel: +86-18910866181**

**Fax: +86-21-50807240**

**E-mail: lixh5@lenovo.com**



© Copyright Lenovo 2015.

**Reduce | Reuse | Recycle**



V1.0\_20150723



XXXXXXXXXX

Printed in China