

Lenovo[™]

 Google Assistant

Lenovo Smart Clock 2

Safety, Warranty & Quick Start Guide

Lenovo CD-24502F

 Read this guide carefully before using the device.

Read before using the device

Read first - regulatory information

Device models equipped with wireless communications comply with the radio frequency and safety standards of any country or region in which it has been approved for wireless use. In addition, if your product contains a telecom modem, it complies with the requirements for connection to the telephone network in your country.

Be sure to read the *Regulatory Notice* for your country or region before using the wireless devices contained in your device. To obtain a PDF version of the *Regulatory Notice*, go to:

<https://support.lenovo.com>

Getting support

To learn more, go to <https://support.lenovo.com>.

Legal notices

Lenovo and the Lenovo logo are trademarks of Lenovo in the United States, other countries, or both.

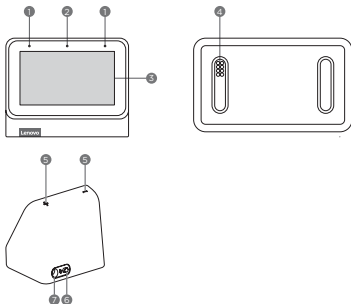
Other company, product, or service names may be trademarks or service marks of others.

LIMITED AND RESTRICTED RIGHTS NOTICE: If data or software is delivered pursuant a General Services Administration "GSA" contract, use, reproduction, or disclosure is subject to restrictions set forth in Contract No. GS-35F-05925.


Google, Google Home, Google Play and other related marks and logos are trademarks of Google LLC.

Overview

Name	Model
Lenovo Smart Clock 2	Lenovo CD-24502F



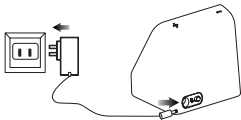
- 1** Microphones
- 2** Light/proximity sensor
- 3** Touch screen
- 4** Dock connector
- 5** Volume buttons
- 6** Microphone mute switch
- 7** Power adapter connector

-  All pictures and illustrations in this document are for your reference only and may differ from the final product.
- To mute the microphone, slide the Microphone mute switch to the left.

Getting Started

Plug it in

Connect the power adapter to your device.



Getting the app

Download and run the **Google Home** app in the **Google Play Store** on a phone/tablet. Or if you are an iPhone user, you can download the Google Home app from the App Store.

Follow the on-screen instructions to set up your Lenovo Smart Clock 2.



- 🔗 Use the same WLAN network for your Lenovo Smart Clock 2 and phone/tablet.

Talking to your device

Lenovo Smart Clock 2 has the Google Assistant built in. Just say “Hey Google” to get started.

Important safety and handling information

Plastic bag notice

Danger: Plastic bags can be dangerous. Keep plastic bags away from babies and children to avoid danger of suffocation.

Safety instructions for parents and adult supervisors

The device is not a toy. As with all electrical products, precautions should be observed during handling and using of electrical products to reduce the risk of electric shock. If parents choose to allow children to use the device, they should caution his or her child about the potential hazard while using and handling the mobile device.

Parents should inspect the mobile device (including the ac power adapter and the small part, as applicable) periodically for damage.

Routinely check this mobile device to ensure that the device is working properly and is safe for children to use.

Service and support information

Lenovo Limited Warranty notice

This product is covered by the terms of the Lenovo Limited Warranty (LLW), version L5050010-02 08/2011. Read the LLW at

https://www.lenovo.com/warranty/llw_02. You can view the LLW in a number of languages from this website.

Warranty information

Lenovo provides a warranty period for your device. To check the warranty status of your device purchase upgrades, go to

<https://support.lenovo.com/warrantylookup>, and then select the product and follow the on-screen instructions.

Get support

Visit Lenovo's support website (<https://support.lenovo.com>) with the device serial number to get more Lenovo support options, or scan the QR code, and then follow the on-screen instructions.



Environmental, recycling, and disposal information

General recycling statement

Lenovo encourages owners of information technology (IT) equipment to responsibly recycle their equipment when it is no longer needed. Lenovo offers a variety of programs and services to assist equipment owners in recycling their IT products. For information on recycling Lenovo products, go to <http://www.lenovo.com/recycling>.

Recycling information for Japan

Recycling and disposal information for Japan is available at: <http://www.lenovo.com/recycling/japan>

WEEE information



Don't dispose of your product with your household waste. Refer to the User Guide that came with your product for further information, or go to <https://www.lenovo.com/recycling>

Restriction of Hazardous Substances Directive (RoHS)

Turkey

Lenovo products sold in Turkey, on or after June 1, 2009, meet the requirements of the former Republic of Turkey Restriction of Hazardous Substances legislation from 30th of May 2008 and the Control of Waste Electrical and Electronic Equipment Regulations from 22nd of May 2012("Turkey RoHS").

Ukraine

Lenovo products sold in Ukraine, on or after January 1, 2011, meet the requirements of the Technical Directive on Restriction of Hazardous Substances in Electric and Electronic Equipment enforced by the Government, Decision No 1057 dated 2008/12/03" ("Ukraine TR on RoHS").

India

Lenovo products sold in India, on or after May 1, 2012, meet the requirements of the India E-waste (Management) Rules ("India RoHS").

Vietnam

Lenovo products sold in Vietnam, on or after September 23, 2011, meet the requirements of the Vietnam Circular 30/2011/TT-BCT ("Vietnam RoHS").

Singapore

Lenovo products sold in Singapore, on or after June 1, 2017, meet the requirements of Government Gazette order No. S 263/2016 Restriction of Hazardous Substances in Electrical and Electronic Equipment in Singapore ("SG-RoHS").

European Union (EU) / United Kingdom (UK) RoHS

This Lenovo product, with included parts (cables, cords, and so on) meets the requirements of EU Directive 2011/65/EU as amended by Directive 2015/863/EU and UK SI 2012 No. 3032 on the restriction of the use of certain hazardous substances in electrical and electronic equipment ("RoHS recast" or "RoHS 2").

For more information about Lenovo progress on RoHS, go to: https://www.lenovo.com/us/en/social_responsibility/RoHS-Communication.pdf

European Union compliance statement

European Union conformity



Compliance with the RE Directive

Lenovo PC HK Limited declares that the radio equipment type Lenovo CD-24502F is in compliance with Directive 2014/53/EU. The full text of the EU declaration of conformity is available at the following internet address:

https://www.lenovo.com/us/en/social_responsibility/eu-doc-smart-devices

This radio equipment operates with the following frequency bands and maximum radio-frequency power:

Model Name	Frequency Bands	Maximum Power (dBm)
Lenovo CD-24502F	WLAN 2400-2483.5	<20
	Bluetooth 2400-2483.5	<10

The device could be used with a separation distance of 20cm to the human body.

- The above information is for EU countries only. Please refer to the actual product for supported frequency bands in other countries.
- This device complies with Part 15 of the FCC Rules. Operation is subject to the following two conditions: (1) This device may not cause harmful interference, and (2) this device must accept any interference received, including interference that may cause undesired operation.

© Copyright Lenovo 2021

Reduce | Reuse | Recycle



V1.0_20210429



72-HEL10S-DFUB7 MC

Printed in China