


SAR Test Report

<Photographs of EUT>

Tablet Mode



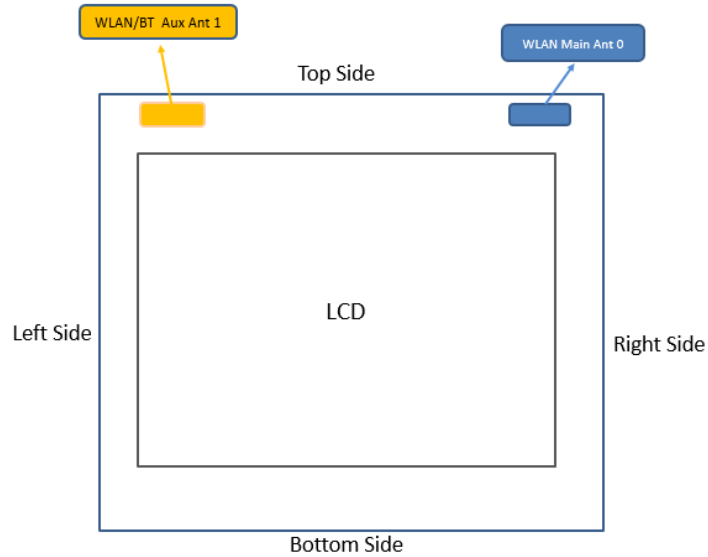
Laptop Mode



SAR Test Report

<Antenna Location>

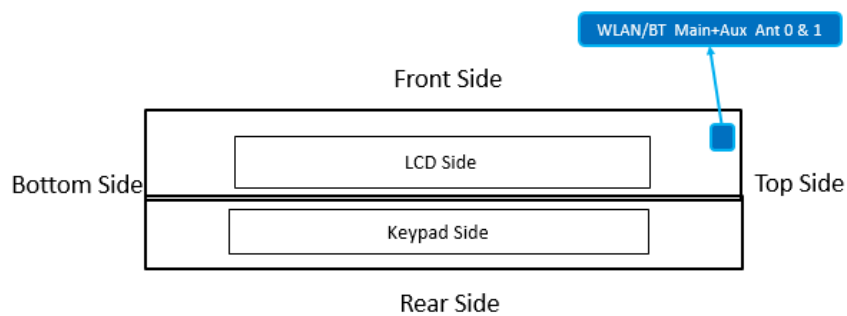
Tablet Mode



<EUT Front View>

The separation distance for antenna to edge:

Antenna	To Top Side (mm)	To Bottom (mm)	To Left Side (mm)	To Right Side (mm)
WLAN Main Ant 0	3.91	199.49	219.51	37.91
WLAN/BT Aux Ant 1	3.99	199.49	31.32	233.22



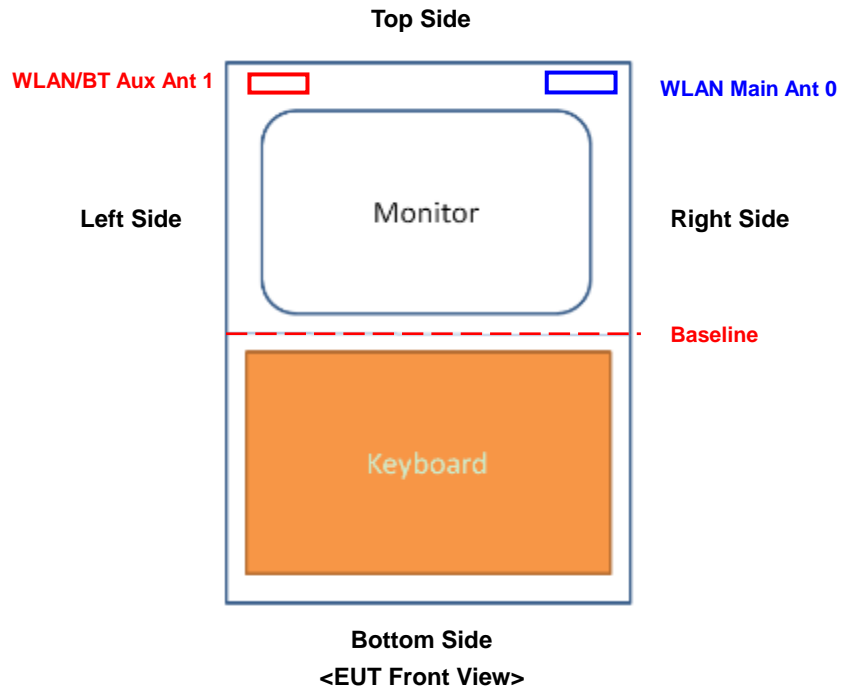
<EUT Right Side View>

The separation distance for antenna to edge:

Antenna	To Front Face (mm)	To Rear Face (mm)
WLAN Main Ant 0	3.90	16.48
WLAN/BT Aux Ant 1	3.90	16.48

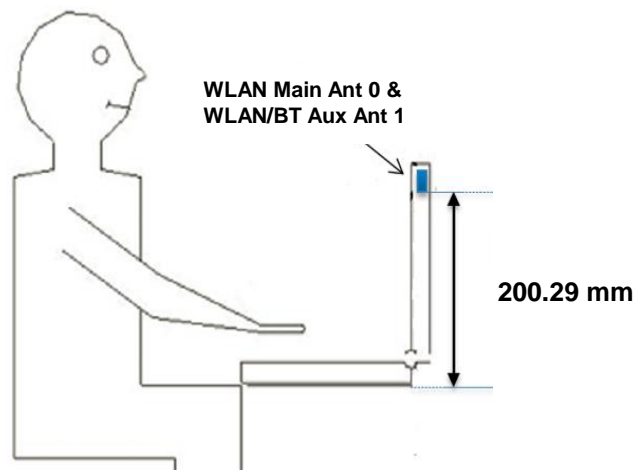
SAR Test Report

Laptop Mode



The separation distance for antenna to edge:

Antenna	To Top Side (mm)	To Baseline (mm)	To Left Side (mm)	To Right Side (mm)
WLAN Main Ant 0	3.91	200.29	219.51	37.91
WLAN/BT Aux Ant 1	3.99	200.29	31.32	233.22



<EUT Right Side View>

SAR Test Report

<Photographs of SAR Setup>

Tablet Mode



Rear Face of EUT with 0 mm Gap



Left Side of EUT with 0 mm Gap



Right Side of EUT with 0 mm Gap



Top Side of EUT with 0 mm Gap



Bottom Side of EUT with 0 mm Gap