

## PHOTOGRAPHS OF THE TEST CONFIGURATION

CONDUCTED EMISSION TEST

(For BT)





## CONDUCTED EMISSION TEST (For WLAN)





## RADIATED EMISSION TEST

### MODE A

(For WLAN 2.4GHz & Bluetooth EDR & Bluetooth LE)





RADIATED EMISSION TEST  
**MODE B**  
(For Bluetooth EDR & Bluetooth LE)



## RADIATED EMISSION TEST

### MODE B

(For WLAN 2.4GHz)







(WWAN)

(PART 22)

RADIATED EMISSION TEST

MODE A & B





ERP POWER TEST  
**MODE A & B**



**(PART 24)**

**RADIATED EMISSION TEST  
MODE A & B**





EIRP POWER TEST  
**MODE A & B**

