



FCC RF Test Report

APPLICANT : Lenovo (Shanghai) Electronics Technology Co., Ltd.
EQUIPMENT : 802.11a/b/g/n/ac + BT 4.1 M.2 2230 Type Card
BRAND NAME : Lenovo
MODEL NAME : QCNFA344A
FCC ID : O57-QCNFA344AH
STANDARD : FCC Part 15 Subpart E §15.407
CLASSIFICATION : (NII) Unlicensed National Information Infrastructure

The product was installed into Notebook Computer (Brand Name: Lenovo, Model Name: Lenovo YOGA 920-13IKBXXXXXX, 80Y7XXXXXX, Lenovo YOGA 920-13IKB GlassXXXXXX, 80Y8XXXXXX, Lenovo YOGA 6 ProXXXXXX (The "X" in model name can be 0 to 9, A to Z, a to z, "-" or blank), Marketing Name: Lenovo YOGA 920) during test.

The product was received on Jun. 02, 2017 and testing was completed on Jul. 04, 2017. We, Sporton International (KunShan) INC., would like to declare that the tested sample has been evaluated in accordance with the test procedures and has been in compliance with the applicable technical standards.

The test results in this report apply exclusively to the tested model / sample. Without written approval of Sporton International (KunShan) INC., the test report shall not be reproduced except in full.

Prepared by: James Huang / Manager

Approved by: Jones Tsai / Manager



Sporton International (KunShan) INC.
No.3-2, Pingxiang Road, Kunshan Development Zone, Jiangsu, China



TABLE OF CONTENTS

REVISION HISTORY..... 3

SUMMARY OF TEST RESULT 4

1 GENERAL DESCRIPTION 5

 1.1 Applicant 5

 1.2 Feature of Equipment Under Test 5

 1.3 Product Specification of Equipment Under Test..... 6

 1.4 Modification of EUT 7

 1.5 Testing Location 7

 1.6 Applicable Standards..... 7

2 TEST CONFIGURATION OF EQUIPMENT UNDER TEST 8

 2.1 Carrier Frequency and Channel 8

 2.2 Test Mode..... 10

 2.3 Connection Diagram of Test System..... 13

 2.4 Support Unit used in test configuration and system 14

 2.5 EUT Operation Test Setup 14

3 TEST RESULT 15

 3.1 Maximum Conducted Output Power Measurement 15

 3.2 Unwanted Emissions Measurement..... 20

 3.3 AC Conducted Emission Measurement..... 26

 3.4 Automatically Discontinue Transmission 30

 3.5 Antenna Requirements 31

4 LIST OF MEASURING EQUIPMENT 32

5 UNCERTAINTY OF EVALUATION 33

APPENDIX A. RADIATED SPURIOUS EMISSION

APPENDIX B. RADIATED SPURIOUS EMISSION PLOTS

APPENDIX C. DUTY CYCLE PLOTS

APPENDIX D. SETUP PHOTOGRAPHS



SUMMARY OF TEST RESULT

Report Section	FCC Rule	Description	Limit	Result	Remark
-	2.1049 15.403(i)	26dB & 99% Bandwidth	-	Pass	1
3.1	15.407(a)	Maximum Conducted Output Power	FCC ≤ 24 dBm (depend on band)	Pass	-
-	15.407(a)	Power Spectral Density	FCC ≤ 11 dBm (depend on band)	Pass	1
3.2	15.407(b)	Unwanted Emissions	15.407(b) 15.209(a)	Pass	Under limit 0.78 dB at 5145.440 MHz
3.3	15.207	AC Conducted Emission	15.207(a)	Pass	Under limit 12.07 dB at 4.361 MHz
-	15.407(g)	Frequency Stability	Within Operation Band	Pass	1
3.4	15.407(c)	Automatically Discontinue Transmission	Discontinue Transmission	Pass	-
3.5	15.203 & 15.407(a)	Antenna Requirement	N/A	Pass	-

Remark: All conducted test items were leverage from module RF report which can refer to Report No. "RF150107E06B-1".



1 General Description

1.1 Applicant

Lenovo (Shanghai) Electronics Technology Co., Ltd.

NO.68 BUILDING, 199 FENJU RD, China (Shanghai) Pilot Free Trade Zone, 200131, CHINA

1.2 Feature of Equipment Under Test

Product Feature	
Equipment	802.11a/b/g/n/ac + BT 4.1 M.2 2230 Type Card
Brand Name	Lenovo
Model Name	QCNFA344A
FCC ID	O57-QCNFA344AH
EUT supports Radios application	WLAN 2.4GHz 802.11b/g/n/ac HT20/HT40/VHT20/VHT40 WLAN 5GHz 802.11a/n/ac HT20/HT40/VHT20/VHT40/VHT80 Bluetooth v3.0+EDR, Bluetooth v4.0 LE, Bluetooth v4.1 LE
EUT Stage	Identical Prototype

Host Product Feature	
Equipment	Notebook Computer
Brand Name	Lenovo
Model Name	Lenovo YOGA 920-13IKBXXXXXX, 80Y7XXXXXX, Lenovo YOGA 920-13IKB GlassXXXXXX, 80Y8XXXXXX, Lenovo YOGA 6 ProXXXXXX (The "X" in model name can be 0 to 9, A to Z, a to z, "-" or blank)
Marketing Name	Lenovo YOGA 920
Applicant	Lenovo (Shanghai) Electronics Technology Co., Ltd. NO.68 BUILDING, 199 FENJU RD, China (Shanghai) Pilot Free Trade Zone, Shanghai, 200131 China
Manufacturer	Lenovo PC HK Limited 23/F, Lincoln House, Taikoo Place, 979 King's Road, Quarry Bay Hong Kong

Remark: The above EUT's information was declared by manufacturer. Please refer to the specifications or user's manual for more detailed description.



1.3 Product Specification of Equipment Under Test

Standards-related Product Specification												
Tx/Rx Frequency Range	5180 MHz ~ 5240 MHz 5260 MHz ~ 5320 MHz 5500 MHz ~ 5720 MHz											
Maximum (Average) Output Power to antenna	<p><5180 MHz ~ 5240 MHz> 802.11a : 17.43 dBm (0.0553 W) 802.11n HT20 : 17.29 dBm (0.0536 W) 802.11n HT40 : 17.31 dBm (0.0538 W) 802.11ac VHT20 : 17.37 dBm (0.0546 W) 802.11ac VHT40 : 17.32 dBm (0.0540 W) 802.11ac VHT80 : 10.80 dBm (0.0120 W)</p> <p><5260 MHz ~ 5320 MHz> 802.11a : 17.41 dBm (0.0551 W) 802.11n HT20 : 17.31 dBm (0.0538 W) 802.11n HT40 : 17.33 dBm (0.0541 W) 802.11ac VHT20 : 17.40 dBm (0.0550 W) 802.11ac VHT40 : 17.40 dBm (0.0550 W) 802.11ac VHT80 : 12.21 dBm (0.0166 W)</p> <p><5500 MHz ~ 5720 MHz> 802.11a : 17.33 dBm (0.0541 W) 802.11n HT20 : 17.28 dBm (0.0535 W) 802.11n HT40 : 17.15 dBm (0.0519 W) 802.11ac VHT20 : 17.39 dBm (0.0548 W) 802.11ac VHT40 : 17.22 dBm (0.0527 W) 802.11ac VHT80 : 16.49 dBm (0.0446 W)</p>											
Antenna Type / Gain	<p><5180 MHz ~ 5240 MHz> Chain Port 1: PIFA Antenna with gain 0.73 dBi Chain Port 2: PIFA Antenna with gain 1.48 dBi</p> <p><5260 MHz ~ 5320 MHz> Chain Port 1: PIFA Antenna with gain 0.73 dBi Chain Port 2: PIFA Antenna with gain 1.55 dBi</p> <p><5500 MHz ~ 5720 MHz> Chain Port 1: PIFA Antenna with gain 0.78 dBi Chain Port 2: PIFA Antenna with gain 2.07 dBi</p>											
Type of Modulation	802.11a/n : OFDM (BPSK / QPSK / 16QAM / 64QAM) 802.11ac : OFDM (BPSK / QPSK / 16QAM / 64QAM / 256QAM)											
Antenna Function Description	<table border="1"> <thead> <tr> <th></th> <th>Chain Port 1</th> <th>Chain Port 2</th> </tr> </thead> <tbody> <tr> <td>802.11 a/n/ac SISO</td> <td>V</td> <td>V</td> </tr> <tr> <td>802.11 a/n/ac MIMO</td> <td>V</td> <td>V</td> </tr> </tbody> </table>				Chain Port 1	Chain Port 2	802.11 a/n/ac SISO	V	V	802.11 a/n/ac MIMO	V	V
	Chain Port 1	Chain Port 2										
802.11 a/n/ac SISO	V	V										
802.11 a/n/ac MIMO	V	V										

Note:

1. MIMO Chain Port 1+2 is a calculated result from sum of the power MIMO Chain Port 1 and MIMO Chain Port 2.
2. For 802.11n HT20 / ac VHT20 and 802.11n HT40 / ac VHT40 mode, the whole testing has assessed only 802.11ac VHT20 / VHT40 by referring to their maximum conducted power.



1.4 Modification of EUT

No modifications are made to the EUT during all test items.

1.5 Testing Location

Test Site	Sporton International (KunShan) INC.			
Test Site Location	No.3-2, Pingxiang Road, Kunshan Development Zone, Jiangsu, China TEL: +86-0512-5790-0158 FAX: +86-0512-5790-0958			
Test Site No.	Sporton Site No.			FCC Registration No.
	TH01-KS	CO01-KS	03CH03-KS	306251

Note: The test site complies with ANSI C63.4 2014 requirement.

1.6 Applicable Standards

According to the specifications of the manufacturer, the EUT must comply with the requirements of the following standards:

- FCC Part 15 Subpart E
- FCC KDB 789033 D02 General UNII Test Procedures New Rules v01r04
- FCC KDB 662911 D01 Multiple Transmitter Output v02r01.
- FCC KDB 644545 D03 Guidance for IEEE 802 11ac New Rules v01
- ANSI C63.10-2013

Remark: All test items were verified and recorded according to the standards and without any deviation during the test.



2 Test Configuration of Equipment Under Test

The EUT has been associated with peripherals and configuration operated in a manner tended to maximize its emission characteristics in a typical application. Frequency range investigated: conducted emission (150 kHz to 30 MHz) and radiated emission (9 kHz to the 10th harmonic of the highest fundamental frequency or to 40 GHz, whichever is lower).

2.1 Carrier Frequency and Channel

Frequency Band	Channel	Freq. (MHz)	Channel	Freq. (MHz)
5180-5240 MHz Band 1 (U-NII-1)	36	5180	44	5220
	38*	5190	46*	5230
	40	5200	48	5240
	42#	5210		

Frequency Band	Channel	Freq. (MHz)	Channel	Freq. (MHz)
5260-5320 MHz Band 2 (U-NII-2A)	52	5260	60	5300
	54*	5270	62*	5310
	56	5280	64	5320
	58#	5290		

Frequency Band	Channel	Freq. (MHz)	Channel	Freq. (MHz)
5500-5720 MHz Band 3 (U-NII-2C)	100	5500	112	5560
	102*	5510	116	5580
	104	5520	132	5660
	106#	5530	134*	5670
	108	5540	136	5680
	110*	5550	140	5700

Frequency Band	Channel	Freq. (MHz)	Channel	Freq. (MHz)
TDWR Channel	118*	5590	124	5620
	120	5600	126*	5630
	122#	5610	128	5640



Frequency Band	Channel	Freq. (MHz)	Channel	Freq. (MHz)
Straddle Channel	138 [#]	5690	144	5720
	142 [*]	5710		

Note:

1. The above Frequency and Channel in "*" were 802.11n HT40 and 802.11ac VHT40.
2. The above Frequency and Channel in "#" were 802.11ac VHT80.



2.2 Test Mode

Final test mode of conducted test items and radiated spurious emissions are considering the modulation and worse data rates as below table.

MIMO Antenna

Modulation	Data Rate
802.11a	6 Mbps
802.11ac VHT20	MCS0
802.11ac VHT40	MCS0
802.11ac VHT80	MCS0

Test Cases	
AC Conducted Emission	Mode 1 : Bluetooth Link + WLAN (5G) Link + Camera + Earphone + Battery 1 + USB Link with U Disk USB Port + Paly H Plane + Adapter 1 With Type C 1 + USB Link with Type C 2 for Sample 1
	Mode 2 : Bluetooth Link + WLAN (5G) Link + Camera + Earphone + Battery 1 + USB Link with U Disk USB Port + MPEG4/Color Bar + Adapter 1 With Type C 1 + USB Link with Type C 2 for Sample 1
	Mode 3 : Bluetooth Link + WLAN (5G) Link + Camera + Earphone + Battery 2 + USB Link with U Disk USB Port + Adapter 2 With Type C 1 + USB Link with Type C 2 for Sample 2
	Mode 4 : Bluetooth Link + WLAN (5G) Link + Camera + Earphone + Battery 3 + USB Link with U Disk USB Port + Adapter 3 With Type C 1 + USB Link with Type C 2 for Sample 3
	Mode 5 : Bluetooth Link + WLAN (5G) Link + Camera + Earphone + Battery 4 + USB Link with U Disk USB Port + Adapter 4 With Type C 1 + USB Link with Type C 2 for Sample 4
	Mode 6 : Bluetooth Link + WLAN (5G) Link + Camera + Earphone + Battery 5 + USB Link with U Disk USB Port + Adapter 1 With Type C 1 + USB Link with Type C 2 for Sample 5
Remark:	
1. The worst case of conducted emission is mode 3; only the test data of it was reported.	
2. Type C 1 is USB charging port, Type C 2 is USB link port.	



Ch. #		Band I : 5180-5240 MHz	Band II : 5260-5320 MHz	Band III : 5500-5720MHz
		802.11a	802.11a	802.11a
L	Low	36	52	100
M	Middle	44	60	116
H	High	48	64	140
Straddle		-	-	144

Ch. #		Band I : 5180-5240 MHz	Band II : 5260-5320 MHz	Band III : 5500-5720MHz
		802.11n HT20	802.11n HT20	802.11n HT20
L	Low	36	52	100
M	Middle	44	60	116
H	High	48	64	140
Straddle		-	-	144

Ch. #		Band I : 5180-5240 MHz	Band II : 5260-5320 MHz	Band III : 5500-5720MHz
		802.11n HT40	802.11n HT40	802.11n HT40
L	Low	38	54	102
M	Middle	-	-	110
H	High	46	62	134
Straddle		-	-	142



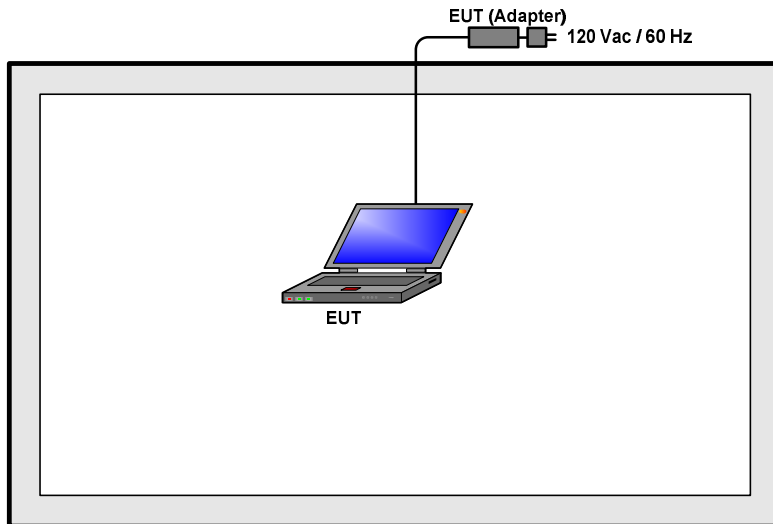
Ch. #		Band I : 5180-5240 MHz	Band II : 5260-5320 MHz	Band III : 5500-5720MHz
		802.11ac VHT20	802.11ac VHT20	802.11ac VHT20
L	Low	36	52	100
M	Middle	44	60	116
H	High	48	64	140
Straddle		-	-	144

Ch. #		Band I : 5180-5240 MHz	Band II : 5260-5320 MHz	Band III : 5500-5720MHz
		802.11ac VHT40	802.11ac VHT40	802.11ac VHT40
L	Low	38	54	102
M	Middle	-	-	110
H	High	46	62	134
Straddle		-	-	142


Ch. #		Band I : 5180-5240 MHz	Band II : 5260-5320 MHz	Band III : 5500-5720MHz
		802.11ac VHT80	802.11ac VHT80	802.11ac VHT80
L	Low	-	-	-
M	Middle	42	58	106
H	High	-	-	122
Straddle		-	-	138

2.3 Connection Diagram of Test System

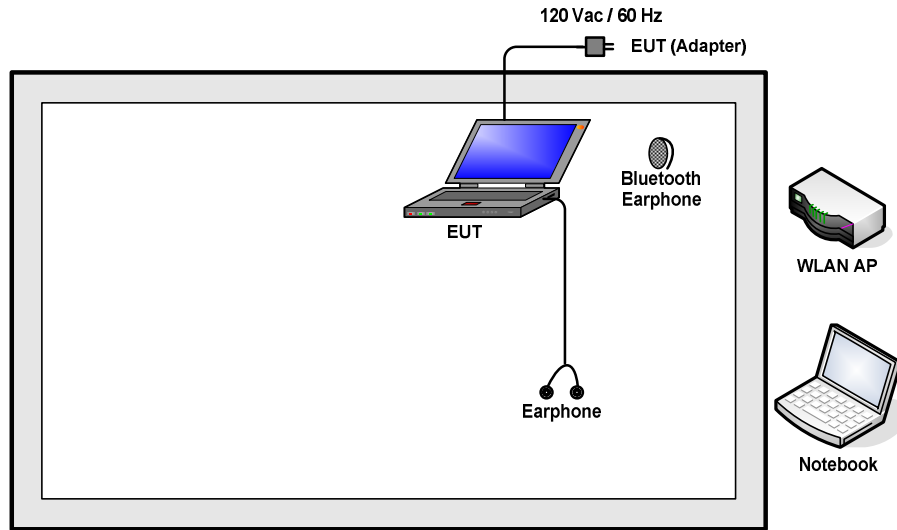
<802.11a/ac VHT40/80 Tx Mode>



<802.11ac VHT20 Tx Mode>



<AC Conducted Emission Mode>



2.4 Support Unit used in test configuration and system

Item	Equipment	Trade Name	Model Name	FCC ID	Data Cable	Power Cord
1.	WLAN AP	D-Link	DIR-855	KA2DIR855A2	N/A	Unshielded, 1.8 m
2.	Notebook	Lenovo	G480	N/A	N/A	AC I/P: Unshielded, 1.8 m DC O/P: Shielded, 1.8 m
3.	Bluetooth Earphone	Nokia	BH-102	PYAHS-107W	N/A	N/A

2.5 EUT Operation Test Setup

For WLAN RF test items, an engineering test program was provided and enabled to make EUT continuous transmit/receive.

For AC power line conducted emissions, the EUT was set to connect with the WLAN AP under large package sizes transmission.



3 Test Result

3.1 Maximum Conducted Output Power Measurement

3.1.1 Limit of Maximum Conducted Output Power

<FCC 14-30 CFR 15.407>

For mobile and portable client devices in the 5.15–5.25 GHz band, the maximum conducted output power over the frequency band of operation shall not exceed 250 mW.

For the 5.25–5.725 GHz bands, the maximum conducted output power over the frequency bands of operation shall not exceed the lesser of 250 mW or 11 dBm 10 log B, where B is the 26 dB emission bandwidth in megahertz.

If transmitting antennas of directional gain greater than 6 dBi are used, the peak output power shall be reduced by the amount in dB that the directional gain of the antenna exceeds 6 dBi.

Note that U-NII-2 band, devices with a maximum e.i.r.p. greater than 500 mW shall implement TPC in order to have the capability to operate at least 6 dB below the maximum permitted e.i.r.p. of 1 W.

3.1.2 Measuring Instruments

The measuring equipment is listed in the section 4 of this test report.

3.1.3 Test Procedures

The testing follows Method PM of FCC KDB 789033 D02 General UNII Test Procedures New Rules v01r04.

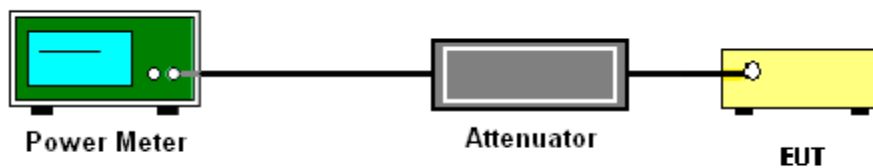
Method PM (Measurement using an RF average power meter):

1. Measurement is performed using a wideband RF power meter.
2. The EUT is configured to transmit continuously with a consistent duty cycle at its maximum power control level.
3. Measure the average power of the transmitter, and the average power is corrected with duty factor, $10 \log(1/x)$, where x is the duty cycle.

For straddle channel, the testing follows Method SA-3 (RMS detection with max hold) of FCC KDB 789033 D02 General UNII Test Procedures New Rules v01r04.

Compute power by integrating the spectrum across the 99% occupied bandwidth of the signal using the instrument's band power measurement function.

3.1.4 Test Setup





3.1.5 Test Result of Conducted Output Power

FCC Band I														
Mod.	Data Rate	NTX	CH.	Freq. (MHz)	Duty Factor (dB)		Average Conducted Power (dBm)			FCC Conducted Power Limit (dBm)		DG (dBi)		Pass/Fail
					Ant1	Ant2	Ant 1	Ant 2	SUM	Ant 1	Ant 2	Ant 1	Ant 2	
11a	6Mbps	2	36	5180	0.24	0.23	13.32	13.84	16.60	24.00		1.48		Pass
11a	6Mbps	2	44	5220	0.24	0.23	14.36	14.27	17.33	24.00		1.48		Pass
11a	6Mbps	2	48	5240	0.24	0.23	14.49	14.33	17.43	24.00		1.48		Pass
HT20	MCS0	2	36	5180	0.26	0.25	13.31	13.76	16.55	24.00		1.48		Pass
HT20	MCS0	2	44	5220	0.26	0.25	14.27	14.02	17.16	24.00		1.48		Pass
HT20	MCS0	2	48	5240	0.26	0.25	14.35	14.21	17.29	24.00		1.48		Pass
HT40	MCS0	2	38	5190	0.42	0.43	8.96	9.40	12.20	24.00		1.48		Pass
HT40	MCS0	2	46	5230	0.42	0.43	14.24	14.36	17.31	24.00		1.48		Pass
VHT20	MCS0	2	36	5180	0.25	0.28	13.50	13.80	16.67	24.00		1.48		Pass
VHT20	MCS0	2	44	5220	0.25	0.28	14.39	14.09	17.26	24.00		1.48		Pass
VHT20	MCS0	2	48	5240	0.25	0.28	14.43	14.29	17.37	24.00		1.48		Pass
VHT40	MCS0	2	38	5190	0.42	0.46	9.00	9.46	12.25	24.00		1.48		Pass
VHT40	MCS0	2	46	5230	0.42	0.46	14.27	14.34	17.32	24.00		1.48		Pass
VHT80	MCS0	2	42	5210	0.58	0.59	7.82	7.76	10.80	24.00		1.48		Pass



FCC Band II

Mod.	Data Rate	NTX	CH.	Freq. (MHz)	Duty Factor (dB)		Average Conducted Power (dBm)			FCC Conducted Power Limit (dBm)		DG (dBi)		EIRP Power Limit (dBm)	Pass/Fail
					Ant 1	Ant 2	Ant 1	Ant 2	SUM	Ant 1	Ant 2	Ant 1	Ant 2		
11a	6Mbps	2	52	5260	0.24	0.23	14.20	14.58	17.41	24.00	24.00	1.55	26.99	Pass	
11a	6Mbps	2	60	5300	0.24	0.23	14.34	14.05	17.21	24.00	24.00	1.55	26.99	Pass	
11a	6Mbps	2	64	5320	0.24	0.23	14.08	13.95	17.03	24.00	24.00	1.55	26.99	Pass	
HT20	MCS0	2	52	5260	0.26	0.25	14.00	14.46	17.25	24.00	24.00	1.55	26.99	Pass	
HT20	MCS0	2	60	5300	0.26	0.25	14.18	14.42	17.31	24.00	24.00	1.55	26.99	Pass	
HT20	MCS0	2	64	5320	0.26	0.25	14.07	13.78	16.94	24.00	24.00	1.55	26.99	Pass	
HT40	MCS0	2	54	5270	0.42	0.43	14.33	14.31	17.33	24.00	24.00	1.55	26.99	Pass	
HT40	MCS0	2	62	5310	0.42	0.43	11.36	10.32	13.88	24.00	24.00	1.55	26.99	Pass	
VHT20	MCS0	2	52	5260	0.25	0.28	14.07	14.56	17.34	24.00	24.00	1.55	26.99	Pass	
VHT20	MCS0	2	60	5300	0.25	0.28	14.24	14.52	17.40	24.00	24.00	1.55	26.99	Pass	
VHT20	MCS0	2	64	5320	0.25	0.28	14.11	13.88	17.01	24.00	24.00	1.55	26.99	Pass	
VHT40	MCS0	2	54	5270	0.42	0.46	14.36	14.41	17.40	24.00	24.00	1.55	26.99	Pass	
VHT40	MCS0	2	62	5310	0.42	0.46	11.45	10.39	13.96	24.00	24.00	1.55	26.99	Pass	
VHT80	MCS0	2	58	5290	0.58	0.59	9.16	9.25	12.21	24.00	24.00	1.55	26.99	Pass	



FCC Band III															
Mod.	Data Rate	NTX	CH.	Freq. (MHz)	Duty Factor (dB)		Average Conducted Power (dBm)			FCC Conducted Power Limit (dBm)		DG (dBi)		EIRP Power Limit (dBm)	Pass/Fail
					Ant 1	Ant 2	Ant 1	Ant 2	SUM	Ant 1	Ant 2	Ant 1	Ant 2		
11a	6Mbps	2	100	5500	0.24	0.23	13.25	13.34	16.31	24.00	2.07	26.99	Pass		
11a	6Mbps	2	116	5580	0.24	0.23	13.95	13.26	16.63	24.00	2.07	26.99	Pass		
11a	6Mbps	2	140	5700	0.24	0.23	12.57	12.59	15.59	24.00	2.07	26.99	Pass		
11a	6Mbps	2	144	5720	0.24	0.23	14.45	14.17	17.33	24.00	2.07	26.99	Pass		
HT20	MCS0	2	100	5500	0.26	0.25	12.68	13.33	16.03	24.00	2.07	26.99	Pass		
HT20	MCS0	2	116	5580	0.26	0.25	14.20	14.22	17.22	24.00	2.07	26.99	Pass		
HT20	MCS0	2	140	5700	0.26	0.25	13.32	13.35	16.35	24.00	2.07	26.99	Pass		
HT20	MCS0	2	144	5720	0.26	0.25	14.24	14.29	17.28	24.00	2.07	26.99	Pass		
HT40	MCS0	2	102	5510	0.42	0.43	9.05	9.16	12.12	24.00	2.07	26.99	Pass		
HT40	MCS0	2	110	5550	0.42	0.43	14.23	14.04	17.15	24.00	2.07	26.99	Pass		
HT40	MCS0	2	134	5670	0.42	0.43	13.05	12.51	15.80	24.00	2.07	26.99	Pass		
HT40	MCS0	2	142	5710	0.42	0.43	14.04	13.79	16.93	24.00	2.07	26.99	Pass		
VHT20	MCS0	2	100	5500	0.25	0.28	12.76	13.38	16.09	24.00	2.07	26.99	Pass		
VHT20	MCS0	2	116	5580	0.25	0.28	14.37	14.27	17.33	24.00	2.07	26.99	Pass		
VHT20	MCS0	2	140	5700	0.25	0.28	13.36	13.53	16.46	24.00	2.07	26.99	Pass		
VHT20	MCS0	2	144	5720	0.25	0.28	14.30	14.46	17.39	24.00	2.07	26.99	Pass		
VHT40	MCS0	2	102	5510	0.42	0.46	9.09	9.38	12.25	24.00	2.07	26.99	Pass		
VHT40	MCS0	2	110	5550	0.42	0.46	14.27	14.14	17.22	24.00	2.07	26.99	Pass		
VHT40	MCS0	2	134	5670	0.42	0.46	13.08	12.54	15.83	24.00	2.07	26.99	Pass		
VHT40	MCS0	2	142	5710	0.42	0.46	14.12	13.93	17.04	24.00	2.07	26.99	Pass		
VHT80	MCS0	2	106	5530	0.58	0.59	8.96	9.65	12.33	24.00	2.07	26.99	Pass		
VHT80	MCS0	2	122	5610	0.58	0.59	13.17	13.40	16.30	24.00	2.07	26.99	Pass		
VHT80	MCS0	2	138	5690	0.58	0.59	13.13	13.81	16.49	24.00	2.07	26.99	Pass		



3.2 Unwanted Emissions Measurement

This section as specified in FCC Part 15.407(b) is to measure unwanted emissions through radiated measurement for band edge spurious emissions and out of band emissions measurement. The unwanted emissions shall comply with 15.407(b)(1) to (6), and restricted bands per FCC Part 15.205.

3.2.1 Limit of Unwanted Emissions

- (1) For transmitters operating in the 5150-5250 MHz band: all emissions outside of the 5150-5350 MHz band shall not exceed an EIRP of -27dBm/MHz .

For transmitters operating in the 5250-5350 MHz band: all emissions outside of the 5150-5350 MHz band shall not exceed an EIRP of -27 dBm/MHz . Devices operating in the 5250-5350 MHz band that generate emissions in the 5150-5250 MHz band must meet all applicable technical requirements for operation in the 5150-5250 MHz band (including indoor use) or alternatively meet an out-of-band emission EIRP limit of -27 dBm/MHz in the 5150-5250 MHz band.

For transmitters operating in the 5470-5600 MHz and 5650-5725MHz band: all emissions outside of the 5470-5600 MHz and 5650-5725MHz band shall not exceed an EIRP of -27 dBm/MHz .

For transmitters operating in the 5725-5825 MHz band: all emissions within the frequency range from the band edge to 10 MHz above or below the band edge shall not exceed an EIRP of -17 dBm/MHz ($78.3\text{dB}\mu\text{V/m}$); for frequencies 10 MHz or greater above or below the band edge, emissions shall not exceed an EIRP of -27 dBm/MHz ($68.3\text{dB}\mu\text{V/m}$).



(2) Unwanted spurious emissions fallen in restricted bands per FCC Part15.205 shall comply with the general field strength limits set forth in § 15.209 as below table,

Frequency (MHz)	Field Strength (microvolts/meter)	Measurement Distance (meters)
0.009 – 0.490	2400/F(kHz)	300
0.490 – 1.705	24000/F(kHz)	30
1.705 – 30.0	30	30
30 – 88	100	3
88 – 216	150	3
216 - 960	200	3
Above 960	500	3

Note: The following formula is used to convert the EIRP to field strength.

$$E = \frac{1000000\sqrt{30P}}{3} \mu\text{V/m, where P is the eirp (Watts)}$$



EIRP (dBm)	Field Strength at 3m (dBμV/m)
-17	78.3
- 27	68.3

(3) KDB789033 D02 v01r04 G)2)c) As specified in 15.407(b), emissions above 1000 MHz that are outside of the restricted bands are subject to a peak emission limit of -27 dBm/MHz (or -17 dBm/MHz as specified in 15.407(b)(4)). However, an out-of-band emission that complies with both the average and peak limits of 15.209 is not required to satisfy the -27 dBm/MHz or -17 dBm/MHz peak emission limit.

3.2.2 Measuring Instruments

The measuring equipment is listed in the section 4 of this test report.

3.2.3 Test Procedures

1. The testing follows FCC KDB 789033 D02 General UNII Test Procedures New Rules v01r04. Section G) Unwanted emissions measurement.

(1) Procedure for Unwanted Emissions Measurements Below 1000MHz

- RBW = 120 kHz
- VBW = 300 kHz
- Detector = Peak
- Trace mode = max hold

(2) Procedure for Peak Unwanted Emissions Measurements Above 1000 MHz

- RBW = 1 MHz
- VBW ≥ 3 MHz
- Detector = Peak
- Sweep time = auto
- Trace mode = max hold

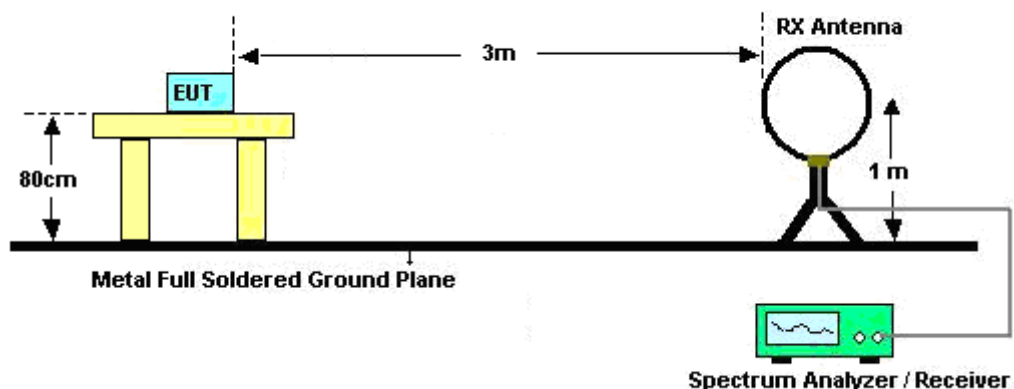
(3) Procedures for Average Unwanted Emissions Measurements Above 1000MHz

- RBW = 1 MHz
- VBW = 10 Hz, when duty cycle is no less than 98 percent.
- VBW ≥ 1/T, when duty cycle is less than 98 percent where T is the minimum transmission duration over which the transmitter is on and is transmitting at its maximum power control level for the tested mode of operation.

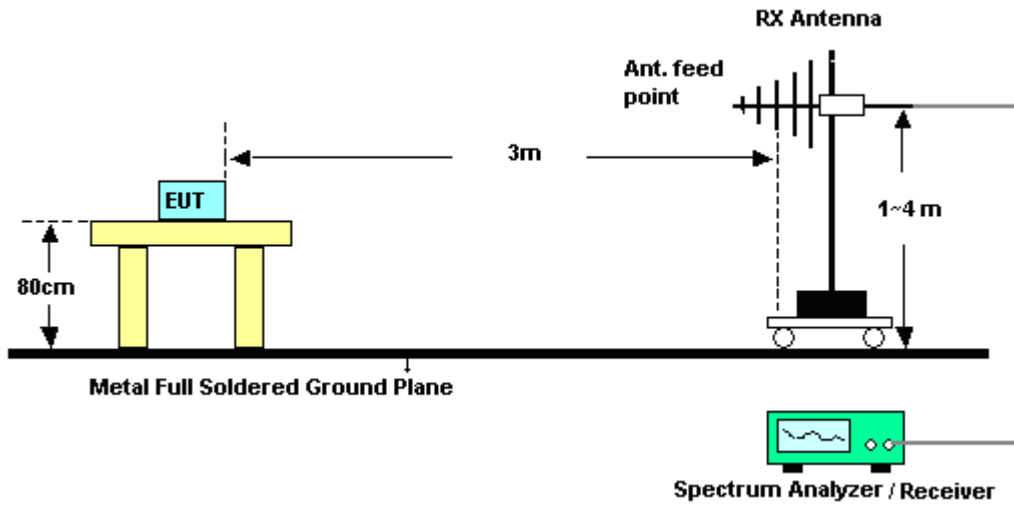
2. The EUT was placed on a turntable with 0.8 meter for frequency below 1GHz and 1.5 meter for frequency above 1GHz respectively above ground.
3. The EUT was set 3 meters from the interference receiving antenna which was mounted on the top of a variable height antenna tower.
4. The antenna is a broadband antenna and its height is adjusted between one meter and four meters above ground to find the maximum value of the field strength for both horizontal polarization and vertical polarization of the antenna.
5. For each suspected emission, the EUT was arranged to its worst case and then adjust the antenna tower (from 1 m to 4 m) and turntable (from 0 degree to 360 degrees) to find the maximum reading.
6. For testing below 1GHz, if the emission level of the EUT in peak mode was 3 dB lower than the limit specified, then peak values of EUT will be reported, otherwise, the emissions will be repeated one by one using the CISPR quasi-peak method and reported.
7. For testing above 1GHz, the emission level of the EUT in peak mode was 20dB lower than average limit (that means the emission level in average mode also complies with the limit in average mode), then peak values of EUT will be reported, otherwise, the emissions will be measured in average mode again and reported.

3.2.4 Test Setup

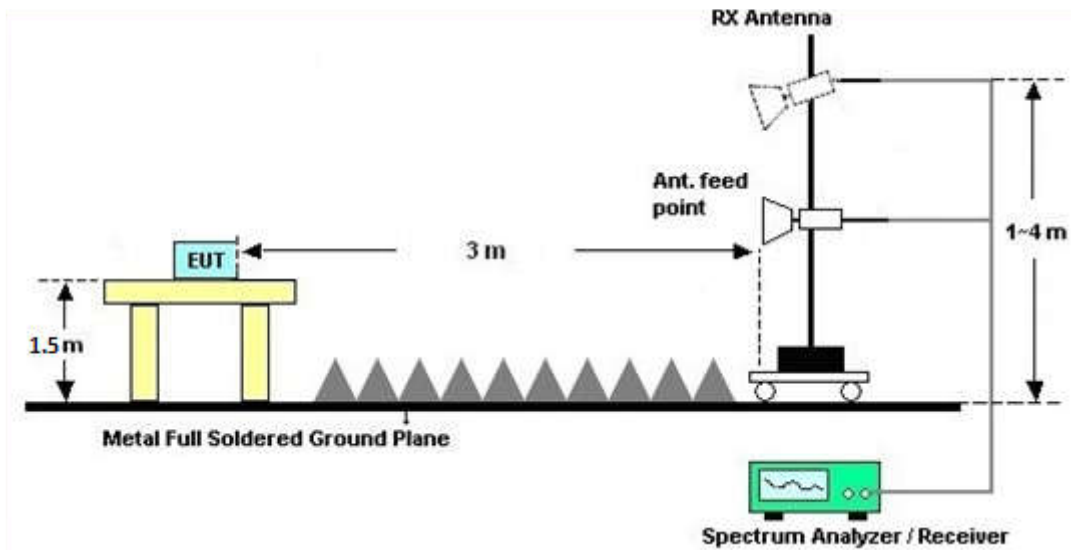
For radiated emissions below 30MHz



For radiated emissions from 30MHz to 1GHz



For radiated emissions above 1GHz





3.2.5 Test Results of Radiated Spurious Emissions (9 kHz ~ 30 MHz)

The low frequency, which started from 9 kHz to 30MHz, was pre-scanned and the result which was 20dB lower than the limit line per 15.31(o) was not reported.

3.2.6 Test Result of Radiated Spurious at Band Edges

Please refer to Appendix A and B.

3.2.7 Duty Cycle

Please refer to Appendix C.

3.2.8 Test Result of Radiated Spurious Emissions (30MHz ~ 10th Harmonic)

Please refer to Appendix A and B.



3.3 AC Conducted Emission Measurement

3.3.1 Limit of AC Conducted Emission

For equipment that is designed to be connected to the public utility (AC) power line, the radio frequency voltage that is conducted back onto the AC power line on any frequency or frequencies within the band 150 kHz to 30 MHz shall not exceed the limits in the following table.

Frequency of emission (MHz)	Conducted limit (dBµV)	
	Quasi-peak	Average
0.15-0.5	66 to 56*	56 to 46*
0.5-5	56	46
5-30	60	50

*Decreases with the logarithm of the frequency.

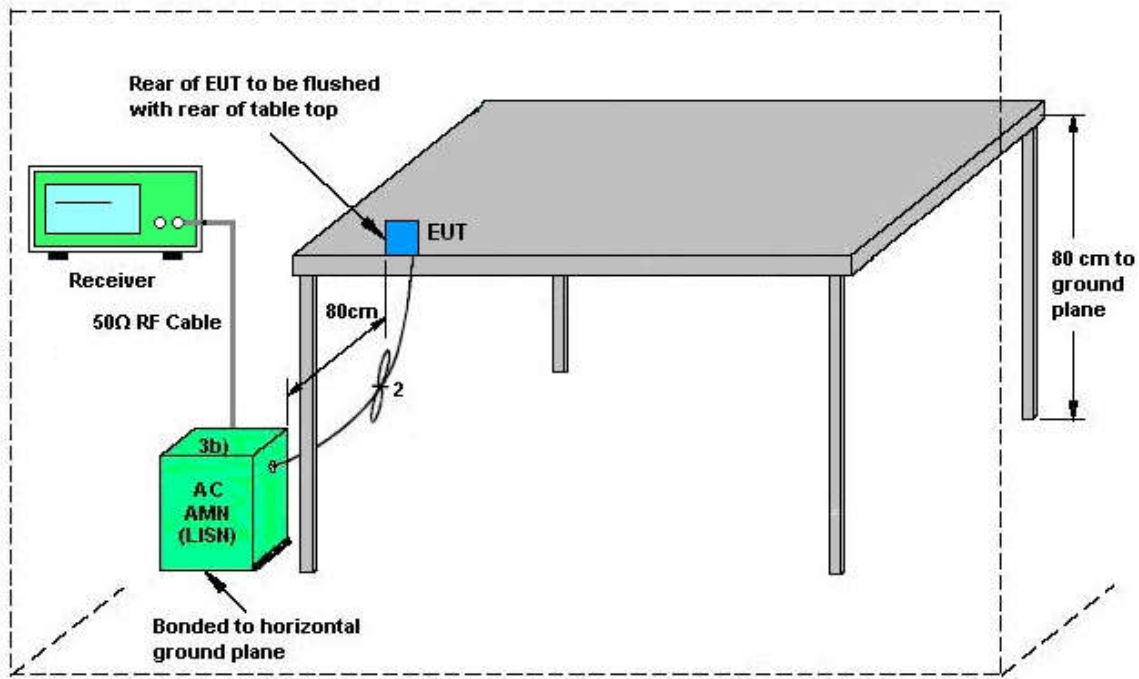
3.3.2 Measuring Instruments

The measuring equipment is listed in the section 4 of this test report.

3.3.3 Test Procedures

1. The EUT was placed 0.4 meter from the conducting wall of the shielding room was kept at least 80 centimeters from any other grounded conducting surface.
2. Connect EUT to the power mains through a line impedance stabilization network (LISN).
3. All the support units are connecting to the other LISN.
4. The LISN provides 50 ohm coupling impedance for the measuring instrument.
5. The FCC states that a 50 ohm, 50 microhenry LISN should be used.
6. Both sides of AC line were checked for maximum conducted interference.
7. The frequency range from 150 kHz to 30 MHz was searched.
8. Set the test-receiver system to Peak Detect Function and specified bandwidth (IF Bandwidth = 9kHz) with Maximum Hold Mode. Then measurement is also conducted by Average Detector and Quasi-Peak Detector Function respectively.

3.3.4 Test Setup

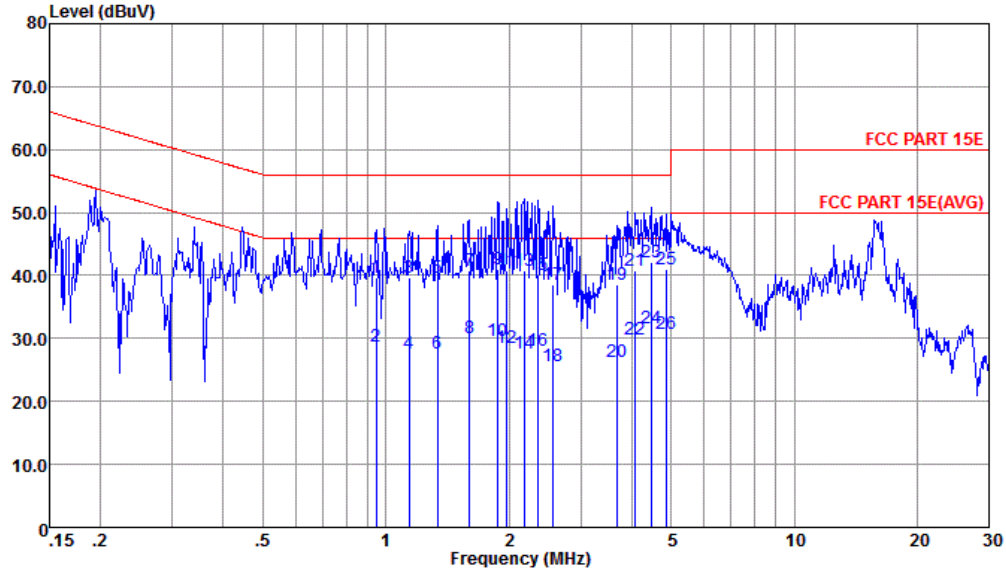


AMN = Artificial mains network (LISN)
AE = Associated equipment
EUT = Equipment under test
ISN = Impedance stabilization network



3.3.5 Test Result of AC Conducted Emission

Test Mode :	Mode 3	Temperature :	22~24°C
Test Engineer :	Amos Zhang	Relative Humidity :	42~46%
Test Voltage :	120Vac / 60Hz	Phase :	Line
Function Type :	Bluetooth Link + WLAN (5G) Link + Camera + Earphone + Battery 2 + USB Link with U Disk USB Port + Adapter 2 With Type C 1 + USB Link with Type C 2 for Sample 2		

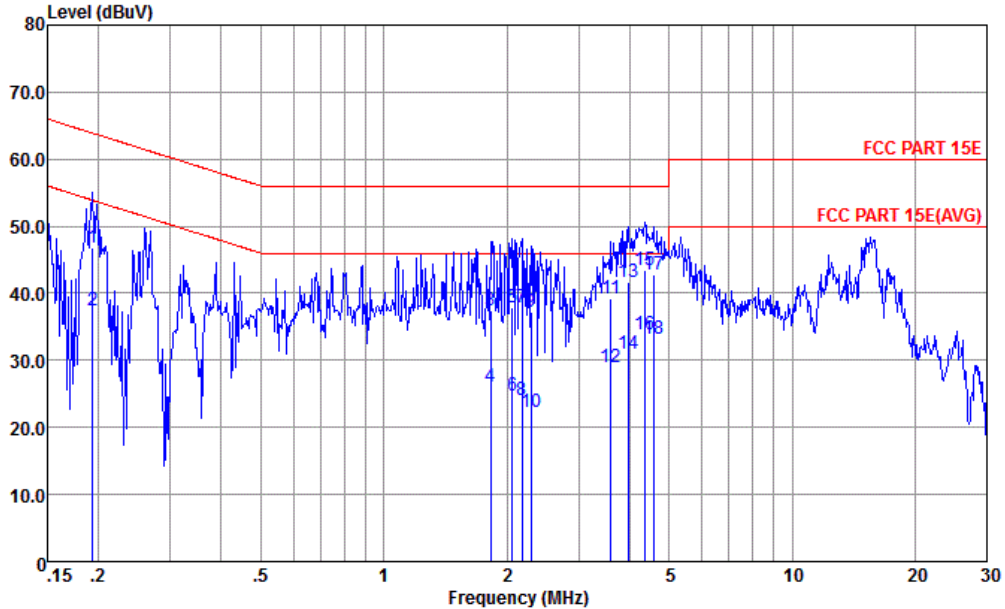


Site : CO01-KS
 Condition : FCC PART 15E LISN-L-161017-060103 LINE

	Freq	Level	Over Limit	Limit Line	Read Level	LISN Factor	Cable Loss	Remark
	MHz	dBuV	dB	dBuV	dBuV	dB	dB	
1	0.948	39.64	-16.36	56.00	29.19	0.26	10.19	QP
2	0.948	28.74	-17.26	46.00	18.29	0.26	10.19	Average
3	1.141	39.64	-16.36	56.00	29.20	0.25	10.19	QP
4	1.141	27.64	-18.36	46.00	17.20	0.25	10.19	Average
5	1.338	39.73	-16.27	56.00	29.30	0.24	10.19	QP
6	1.338	27.63	-18.37	46.00	17.20	0.24	10.19	Average
7	1.602	40.71	-15.29	56.00	30.29	0.23	10.19	QP
8	1.602	30.01	-15.99	46.00	19.59	0.23	10.19	Average
9	1.878	41.00	-15.00	56.00	30.60	0.21	10.19	QP
10	1.878	29.60	-16.40	46.00	19.20	0.21	10.19	Average
11	1.980	40.70	-15.30	56.00	30.30	0.21	10.19	QP
12	1.980	28.50	-17.50	46.00	18.10	0.21	10.19	Average
13	2.178	40.70	-15.30	56.00	30.30	0.21	10.19	QP
14	2.178	27.60	-18.40	46.00	17.20	0.21	10.19	Average
15	2.358	40.21	-15.79	56.00	29.80	0.21	10.20	QP
16	2.358	28.01	-17.99	46.00	17.60	0.21	10.20	Average
17	2.554	38.62	-17.38	56.00	28.20	0.21	10.21	QP
18	2.554	25.62	-20.38	46.00	15.20	0.21	10.21	Average
19	3.681	38.64	-17.36	56.00	28.20	0.21	10.23	QP
20	3.681	26.34	-19.66	46.00	15.90	0.21	10.23	Average
21	4.092	40.75	-15.25	56.00	30.30	0.21	10.24	QP
22	4.092	29.95	-16.05	46.00	19.50	0.21	10.24	Average
23 *	4.454	42.05	-13.95	56.00	31.60	0.21	10.24	QP
24	4.454	31.55	-14.45	46.00	21.10	0.21	10.24	Average
25	4.874	41.05	-14.95	56.00	30.60	0.21	10.24	QP
26	4.874	30.65	-15.35	46.00	20.20	0.21	10.24	Average



Test Mode :	Mode 3	Temperature :	22~24°C
Test Engineer :	Amos Zhang	Relative Humidity :	42~46%
Test Voltage :	120Vac / 60Hz	Phase :	Neutral
Function Type :	Bluetooth Link + WLAN (5G) Link + Camera + Earphone + Battery 2 + USB Link with U Disk USB Port + Adapter 2 With Type C 1 + USB Link with Type C 2 for Sample 2		



Site : CO01-KS
 Condition : FCC PART 15E LISN-N-161017-060103 NEUTRAL

	Freq	Level	Over Limit	Limit Line	Read Level	LISN Factor	Cable Loss	Remark
	MHz	dBuV	dB	dBuV	dBuV	dB	dB	
1	0.193	46.87	-17.02	63.89	36.20	0.33	10.34	QP
2	0.193	37.47	-16.42	53.89	26.80	0.33	10.34	Average
3	1.829	37.40	-18.60	56.00	26.80	0.41	10.19	QP
4	1.829	26.10	-19.90	46.00	15.50	0.41	10.19	Average
5	2.066	37.90	-18.10	56.00	27.30	0.41	10.19	QP
6	2.066	24.70	-21.30	46.00	14.10	0.41	10.19	Average
7	2.178	37.80	-18.20	56.00	27.20	0.41	10.19	QP
8	2.178	24.10	-21.90	46.00	13.50	0.41	10.19	Average
9	2.297	37.20	-18.80	56.00	26.59	0.41	10.20	QP
10	2.297	22.20	-23.80	46.00	11.59	0.41	10.20	Average
11	3.603	39.12	-16.88	56.00	28.50	0.39	10.23	QP
12	3.603	28.92	-17.08	46.00	18.30	0.39	10.23	Average
13	3.964	41.73	-14.27	56.00	31.10	0.39	10.24	QP
14	3.964	30.93	-15.07	46.00	20.30	0.39	10.24	Average
15	4.361	43.53	-12.47	56.00	32.91	0.38	10.24	QP
16 *	4.361	33.93	-12.07	46.00	23.31	0.38	10.24	Average
17	4.574	42.83	-13.17	56.00	32.21	0.38	10.24	QP
18	4.574	33.23	-12.77	46.00	22.61	0.38	10.24	Average



3.4 Automatically Discontinue Transmission

3.4.1 Limit of Automatically Discontinue Transmission

The device shall automatically discontinue transmission in case of either absence of information to transmit or operational failure. These provisions are not intended to preclude the transmission of control or signaling information or the use of repetitive codes used by certain digital technologies to complete frame or burst intervals. Applicants shall include in their application for equipment authorization to describe how this requirement is met.

3.4.2 Measuring Instruments

The measuring equipment is listed in the section 4 of this test report.

3.4.3 Test Result of Automatically Discontinue Transmission

While the EUT is not transmitting any information, the EUT can automatically discontinue transmission and become standby mode for power saving. The EUT can detect the controlling signal of ACK message transmitting from remote device and verify whether it shall resend or discontinue transmission.



3.5 Antenna Requirements

3.5.1 Standard Applicable

According to FCC 47 CFR Section 15.407(a)(1)(2) ,if transmitting antenna directional gain is greater than 6 dBi, both the peak transmit power and the peak power spectral density shall be reduced by the amount in dB that the directional gain of the antenna exceeds 6 dBi.

3.5.2 Antenna Anti-Replacement Construction

An embedded-in antenna design is used.

3.5.3 Antenna Gain

FCC KDB 662911 D01 Multiple Transmitter Output v02r01

For CDD transmissions, directional gain is calculated as

Directional gain = G_{ANT} + Array Gain, where Array Gain is as follows.

For power spectral density (PSD) measurements on all devices,

Array Gain = $10 \log(N_{ANT}/N_{SS}=1)$ dB.

For power measurements on IEEE 802.11 devices,

Array Gain = 0 dB (i.e., no array gain) for $N_{ANT} \leq 4$.

Directional gain may be calculated by using the formulas applicable to equal gain antennas with G_{ANT} set equal to the gain of the antenna having the highest gain;

The EUT supports CDD mode.

For power, the directional gain G_{ANT} is set equal to the antenna having the highest gain, i.e., F)2)f)i).

For PSD, the directional gain calculation is following F)2)f)ii) of KDB 662911 D01 v02r01.

The power and PSD limit should be modified if the directional gain of EUT is over 6 dBi,

The directional gain "DG" is calculated as following table.

	Ant 1 (dBi)	Ant 2 (dBi)	DG for Power (dBi)	DG for PSD (dBi)	Power Limit Reduction (dB)	PSD Limit Reduction (dB)
Band I	0.73	1.48	1.48	4.12	0.00	0.00
Band II	0.73	1.55	1.55	4.16	0.00	0.00
Band III	0.78	2.07	2.07	4.46	0.00	0.00

Power limit reduction = Composite gain – 6dBi, (min = 0)

PSD limit reduction = Composite gain + PSD Array gain – 6dBi, (min = 0)



4 List of Measuring Equipment

Instrument	Manufacturer	Model No.	Serial No.	Characteristics	Calibration Date	Test Date	Due Date	Remark
Power Meter	Anritsu	ML2495A	1005002	50MHz Bandwidth	Jan. 19, 2017	Jun. 24, 2017~ Jun. 30, 2017	Jan. 18, 2018	Conducted (TH01-KS)
Pulse Power Senor	Anritsu	MA2411B	0917070	300MHz~40GHz	Jan. 19, 2017	Jun. 24, 2017~ Jun. 30, 2017	Jan. 18, 2018	Conducted (TH01-KS)
EMI Test Receiver	R&S	ESR7	101403	9kHz~7GHz; Max 30dBm	Aug. 09, 2016	Jun. 15, 2017	Aug. 08, 2017	Radiation (03CH03-KS)
EXA Spectrum Analyzer	Keysight	N9010A	MY55150244	10Hz~44GHz	Apr. 18, 2017	Jun. 15, 2017	Apr. 17, 2018	Radiation (03CH03-KS)
Loop Antenna	R&S	HFH2-Z2	100321	9kHz~30MHz	Nov. 23, 2016	Jun. 15, 2017	Nov. 22, 2017	Radiation (03CH03-KS)
Bilog Antenna	TeseQ	CBL6112D	35406	25MHz~2GHz	Apr. 22, 2017	Jun. 15, 2017	Apr. 21, 2018	Radiation (03CH03-KS)
Horn Antenna	Schwarzbeck	BBHA9120D	9120D-1356	1GHz~18GHz	Apr. 22, 2017	Jun. 15, 2017	Apr. 21, 2018	Radiation (03CH03-KS)
SHF-EHF Horn	com-power	AH-840	101070	18GHz ~40GHz	Oct. 19, 2016	Jun. 15, 2017	Oct. 18, 2017	Radiation (03CH03-KS)
Amplifier	com-power	PA-103A	161069	1MHz ~1000MHz / 32 dB	Apr. 18, 2017	Jun. 15, 2017	Apr. 17, 2018	Radiation (03CH03-KS)
High Gain Amplifier	MITEQ	AMF-7D-001018 00-30-10P	2025788	1GHz~18GHz	Apr. 18, 2017	Jun. 15, 2017	Apr. 17, 2018	Radiation (03CH03-KS)
Amplifier	Agilent	8449B	3008A02370	1GHz~26.5GHz	Oct. 13, 2016	Jun. 15, 2017	Oct. 12, 2017	Radiation (03CH03-KS)
Amplifier	MITEQ	TTA1840-35-HG	1887435	18GHz~40GHz	Oct. 13, 2016	Jun. 15, 2017	Oct. 12, 2017	Radiation (03CH03-KS)
AC Power Source	Chroma	61601	F104090004	N/A	NCR	Jun. 15, 2017	NCR	Radiation (03CH03-KS)
Turn Table	ChamPro	EM 1000-T	060762-T	0~360 degree	NCR	Jun. 15, 2017	NCR	Radiation (03CH03-KS)
Antenna Mast	ChamPro	EM 1000-A	060762-A	1 m~4 m	NCR	Jun. 15, 2017	NCR	Radiation (03CH03-KS)
EMI Receiver	R&S	ESCI7	100768	9kHz~7GHz	Apr. 20, 2017	Jul. 04, 2017	Apr. 19, 2018	Conduction (CO01-KS)
AC LISN	MessTec	AN3016	060103	9kHz~30MHz	Oct. 13, 2016	Jul. 04, 2017	Oct. 12, 2017	Conduction (CO01-KS)
AC LISN (for auxiliary equipment)	MessTec	AN3016	060105	9kHz~30MHz	Oct. 13, 2016	Jul. 04, 2017	Oct. 12, 2017	Conduction (CO01-KS)
AC Power Source	Chroma	61602	ABP0000008 11	AC 0V~300V, 45Hz~1000Hz	Oct. 13, 2016	Jul. 04, 2017	Oct. 12, 2017	Conduction (CO01-KS)

NCR: No Calibration Required



5 Uncertainty of Evaluation

Uncertainty of Conducted Emission Measurement (150 kHz ~ 30 MHz)

Measuring Uncertainty for a Level of Confidence of 95% ($U = 2Uc(y)$)	2.3dB
---	-------

Uncertainty of Radiated Emission Measurement (30 MHz ~ 1000 MHz)

Measuring Uncertainty for a Level of Confidence of 95% ($U = 2Uc(y)$)	4.6dB
---	-------

Uncertainty of Radiated Emission Measurement (1GHz ~ 18GHz)

Measuring Uncertainty for a Level of Confidence of 95% ($U = 2Uc(y)$)	4.5dB
---	-------

Uncertainty of Radiated Emission Measurement (18GHz ~ 40GHz)

Measuring Uncertainty for a Level of Confidence of 95% ($U = 2Uc(y)$)	4.7dB
---	-------



Appendix A. Radiated Spurious Emission

Band 1 - 5150~5250MHz WIFI 802.11a (Band Edge @ 3m)

WIFI Ant.	Note	Frequency	Level	Over Limit	Limit Line	Read Level	Antenna Factor	Cable Loss	Preamp Factor	Ant Pos	Table Pos	Peak Avg.	Pol.
1+2		(MHz)	(dBμV/m)	(dB)	(dBμV/m)	(dBμV)	(dB/m)	(dB)	(dB)	(cm)	(deg)	(P/A)	(H/V)
802.11a CH 36 5180MHz		5141.76	61.88	-12.12	74	59.32	31.17	7.92	36.53	100	160	P	H
		5148.48	47.7	-6.3	54	45.14	31.17	7.92	36.53	100	160	A	H
	*	5176	106.24	-	-	103.68	31.14	7.94	36.52	100	160	P	H
	*	5176	99.36	-	-	96.8	31.14	7.94	36.52	100	160	A	H
		5147.04	56.13	-17.87	74	53.57	31.17	7.92	36.53	300	299	P	V
		5149.28	43.81	-10.19	54	41.25	31.17	7.92	36.53	300	299	A	V
	*	5178	103.21	-	-	100.65	31.14	7.94	36.52	300	299	P	V
	*	5178	95.64	-	-	93.08	31.14	7.94	36.52	300	299	A	V
802.11a CH 44 5220MHz		5149.12	45.71	-28.29	74	43.15	31.17	7.92	36.53	100	163	P	H
		5149.28	37.12	-16.88	54	34.56	31.17	7.92	36.53	100	163	A	H
	*	5222	108.1	-	-	105.5	31.11	7.99	36.5	100	163	P	H
	*	5222	100.78	-	-	98.18	31.11	7.99	36.5	100	163	A	H
		5368.86	44.19	-29.81	74	41.26	30.96	8.39	36.42	100	163	P	H
		5396.22	35.35	-18.65	54	32.35	30.93	8.48	36.41	100	163	A	H
		5142.24	45.04	-28.96	74	42.48	31.17	7.92	36.53	300	300	P	V
		5149.92	36.46	-17.54	54	33.9	31.17	7.92	36.53	300	300	A	V
	*	5220	103.66	-	-	101.06	31.11	7.99	36.5	300	300	P	V
	*	5220	96.52	-	-	93.92	31.11	7.99	36.5	300	300	A	V
		5398.74	44.8	-29.2	74	41.8	30.93	8.48	36.41	300	300	P	V
	5399.46	35.18	-18.82	54	32.18	30.93	8.48	36.41	300	300	A	V	



802.11a CH 48 5240MHz	*	5244	105.76	-	-	103.09	31.07	8.08	36.48	100	165	P	H
	*	5244	98.93	-	-	96.26	31.07	8.08	36.48	100	165	A	H
		5374.98	44.57	-29.43	74	41.64	30.96	8.39	36.42	100	165	P	H
		5385.24	35.66	-18.34	54	32.71	30.94	8.43	36.42	100	165	A	H
	*	5238	103.05	-	-	100.41	31.09	8.04	36.49	300	307	P	V
	*	5238	95.71	-	-	93.07	31.09	8.04	36.49	300	307	A	V
		5358.06	43.86	-30.14	74	40.97	30.98	8.34	36.43	300	307	P	V
		5365.98	35.31	-18.69	54	32.38	30.96	8.39	36.42	300	307	A	V
Remark	<ol style="list-style-type: none"> No other spurious found. All results are PASS against Peak and Average limit line. 												



Band 1 5150~5250MHz

WIFI 802.11a (Harmonic @ 3m)

WIFI	Note	Frequency	Level	Over	Limit	Read	Antenna	Cable	Preamp	Ant	Table	Peak	Pol.
Ant.				Limit	Line	Level	Factor	Loss	Factor	Pos	Pos	Avg.	
1+2		(MHz)	(dBμV/m)	(dB)	(dBμV/m)	(dBμV)	(dB/m)	(dB)	(dB)	(cm)	(deg)	(P/A)	(H/V)
802.11a		10360	44.27	-29.73	74	61.18	37.4	11.84	66.15	100	360	P	H
CH 36		10360	47.49	-26.51	74	64.4	37.4	11.84	66.15	100	360	P	V
5180MHz		10360	47.49	-26.51	74	64.4	37.4	11.84	66.15	100	360	P	V
802.11a		10440	44.42	-29.58	74	61.16	37.47	11.89	66.1	100	360	P	H
CH 44		10440	48.54	-25.46	74	65.28	37.47	11.89	66.1	100	360	P	V
5220MHz		10440	48.54	-25.46	74	65.28	37.47	11.89	66.1	100	360	P	V
802.11a		10480	42.46	-31.54	74	59.09	37.52	11.92	66.07	100	360	P	H
CH 48		10480	46.1	-27.9	74	62.73	37.52	11.92	66.07	100	360	P	V
5240MHz		10480	46.1	-27.9	74	62.73	37.52	11.92	66.07	100	360	P	V

Remark	1. No other spurious found.
	2. All results are PASS against Peak and Average limit line.



Band 1 5150~5250MHz

WIFI 802.11ac VHT20 (Band Edge @ 3m)

WIFI	Note	Frequency	Level	Over	Limit	Read	Antenna	Cable	Preamp	Ant	Table	Peak	Pol.
Ant.				Limit	Line	Level	Factor	Loss	Factor	Pos	Pos	Avg.	
1+2		(MHz)	(dBμV/m)	(dB)	(dBμV/m)	(dBμV)	(dB/m)	(dB)	(dB)	(cm)	(deg)	(P/A)	(H/V)
802.11ac VHT20 CH 36 5180MHz		5128.96	55.48	-18.52	74	52.92	31.19	7.91	36.54	100	146	P	H
		5148.8	46.74	-7.26	54	44.18	31.17	7.92	36.53	100	146	A	H
	*	5184	106.14	-	-	103.58	31.14	7.94	36.52	100	146	P	H
	*	5184	99.26	-	-	96.7	31.14	7.94	36.52	100	146	A	H
		5148.32	65.68	-8.32	74	63.12	31.17	7.92	36.53	333	72	P	V
		5150	46.3	-7.7	54	43.74	31.17	7.92	36.53	333	72	A	V
	*	5178	104.62	-	-	102.06	31.14	7.94	36.52	333	72	P	V
	5178	97.68	-	-	95.12	31.14	7.94	36.52	333	72	A	V	
802.11ac VHT20 CH 44 5220MHz		5127.84	45.95	-28.05	74	43.39	31.19	7.91	36.54	100	133	P	H
		5148.32	36.78	-17.22	54	34.22	31.17	7.92	36.53	100	133	A	H
	*	5224	106.05	-	-	103.45	31.11	7.99	36.5	100	133	P	H
	*	5224	99.3	-	-	96.7	31.11	7.99	36.5	100	133	A	H
		5385.42	44.65	-29.35	74	41.7	30.94	8.43	36.42	100	133	P	H
		5368.14	35.5	-18.5	54	32.57	30.96	8.39	36.42	100	133	A	H
		5110.56	45.15	-28.85	74	42.59	31.2	7.91	36.55	326	96	P	V
		5112.16	36.2	-17.8	54	33.64	31.2	7.91	36.55	326	96	A	V
	*	5216	101.37	-	-	98.77	31.11	7.99	36.5	326	96	P	V
	*	5216	94.83	-	-	92.23	31.11	7.99	36.5	326	96	A	V
	5398.74	44.67	-29.33	74	41.67	30.93	8.48	36.41	326	96	P	V	
	5399.64	35.45	-18.55	54	32.45	30.93	8.48	36.41	326	96	A	V	



802.11ac VHT20 CH 48 5240MHz	*	5244	105.85	-	-	103.18	31.07	8.08	36.48	100	167	P	H
	*	5244	98.76	-	-	96.09	31.07	8.08	36.48	100	167	A	H
		5399.28	44.81	-29.19	74	41.81	30.93	8.48	36.41	100	167	P	H
		5351.58	35.62	-18.38	54	32.73	30.98	8.34	36.43	100	167	A	H
	*	5238	103.59	-	-	100.95	31.09	8.04	36.49	390	78	P	V
	*	5238	96.09	-	-	93.45	31.09	8.04	36.49	390	78	A	V
		5389.92	43.99	-30.01	74	41.04	30.94	8.43	36.42	390	78	P	V
		5399.64	35.54	-18.46	54	32.54	30.93	8.48	36.41	390	78	A	V
Remark	<ol style="list-style-type: none"> No other spurious found. All results are PASS against Peak and Average limit line. 												



Band 1 5150~5250MHz

WIFI 802.11ac VHT20 (Harmonic @ 3m)

WIFI	Note	Frequency	Level	Over	Limit	Read	Antenna	Cable	Preamp	Ant	Table	Peak	Pol.
Ant.				Limit	Line	Level	Factor	Loss	Factor	Pos	Pos	Avg.	
1+2		(MHz)	(dBμV/m)	(dB)	(dBμV/m)	(dBμV)	(dB/m)	(dB)	(dB)	(cm)	(deg)	(P/A)	(H/V)
802.11ac VHT20 CH 36 5180MHz		10360	44.82	-29.18	74	61.73	37.4	11.84	66.15	100	360	P	H
		10360	48.48	-25.52	74	65.39	37.4	11.84	66.15	300	360	P	V
802.11ac VHT20 CH 44 5220MHz		10440	44.5	-29.5	74	61.24	37.47	11.89	66.1	300	360	P	H
		10435	48.32	-25.68	74	65.06	37.47	11.89	66.1	100	360	P	V
802.11ac VHT20 CH 48 5240MHz		10480	44.27	-29.73	74	60.9	37.52	11.92	66.07	300	360	P	H
		10475	46.5	-27.5	74	63.17	37.5	11.91	66.08	300	0	P	V
Remark	1. No other spurious found. 2. All results are PASS against Peak and Average limit line.												



Band 1 5150~5250MHz

WIFI 802.11ac VHT40 (Band Edge @ 3m)

WIFI	Note	Frequency	Level	Over	Limit	Read	Antenna	Cable	Preamp	Ant	Table	Peak	Pol.
Ant.				Limit	Line	Level	Factor	Loss	Factor	Pos	Pos	Avg.	
1+2		(MHz)	(dBμV/m)	(dB)	(dBμV/m)	(dBμV)	(dB/m)	(dB)	(dB)	(cm)	(deg)	(P/A)	(H/V)
802.11ac VHT40 CH 38 5190MHz		5138.24	62.17	-11.83	74	59.61	31.19	7.91	36.54	100	165	P	H
	!	5150	49.97	-4.03	54	47.41	31.17	7.92	36.53	100	165	A	H
	*	5194	100	-	-	97.44	31.12	7.95	36.51	100	165	P	H
	*	5194	93.1	-	-	90.54	31.12	7.95	36.51	100	165	A	H
		5370.84	48.5	-25.5	74	45.57	30.96	8.39	36.42	100	165	P	H
		5388.3	36.23	-17.77	54	33.28	30.94	8.43	36.42	100	165	A	H
		5144	58.18	-15.82	74	55.62	31.17	7.92	36.53	300	297	P	V
	!	5149.28	48.12	-5.88	54	45.56	31.17	7.92	36.53	300	297	A	V
	*	5198	96.52	-	-	93.96	31.12	7.95	36.51	300	297	P	V
	*	5198	89.57	-	-	87.01	31.12	7.95	36.51	300	297	A	V
	5366.34	47.32	-26.68	74	44.39	30.96	8.39	36.42	300	297	P	V	
	5369.94	36.11	-17.89	54	33.18	30.96	8.39	36.42	300	297	A	V	
802.11ac VHT40 CH 46 5230MHz		5144.8	58.31	-15.69	74	55.75	31.17	7.92	36.53	100	169	P	H
		5148	44.29	-9.71	54	41.73	31.17	7.92	36.53	100	169	A	H
	*	5226	104.81	-	-	102.17	31.09	8.04	36.49	100	169	P	H
	*	5226	98.26	-	-	95.62	31.09	8.04	36.49	100	169	A	H
		5359.5	54.82	-19.18	74	51.93	30.98	8.34	36.43	100	169	P	H
		5354.64	39.07	-14.93	54	36.18	30.98	8.34	36.43	100	169	A	H
		5146.88	53.21	-20.79	74	50.65	31.17	7.92	36.53	300	308	P	V
		5146.4	40.53	-13.47	54	37.97	31.17	7.92	36.53	300	308	A	V
	*	5224	101.32	-	-	98.72	31.11	7.99	36.5	300	308	P	V
	*	5224	94.46	-	-	91.86	31.11	7.99	36.5	300	308	A	V
	5357.16	54.23	-19.77	74	51.34	30.98	8.34	36.43	300	308	P	V	
	5358.06	37.59	-16.41	54	34.7	30.98	8.34	36.43	300	308	A	V	
Remark	1. No other spurious found. 2. All results are PASS against Peak and Average limit line.												



Band 1 5150~5250MHz

WIFI 802.11ac VHT40 (Harmonic @ 3m)

WIFI	Note	Frequency	Level	Over	Limit	Read	Antenna	Cable	Preamp	Ant	Table	Peak	Pol.
Ant.				Limit	Line	Level	Factor	Loss	Factor	Pos	Pos	Avg.	
1+2		(MHz)	(dBμV/m)	(dB)	(dBμV/m)	(dBμV)	(dB/m)	(dB)	(dB)	(cm)	(deg)	(P/A)	(H/V)
802.11ac VHT40 CH 38 5190MHz		10380	40.61	-33.39	74	57.49	37.41	11.85	66.14	100	360	P	H
		10380	42.09	-31.91	74	58.97	37.41	11.85	66.14	100	360	P	V
802.11ac VHT40 CH 46 5230MHz		10460	42.42	-31.58	74	59.12	37.49	11.9	66.09	100	360	P	H
		10460	41.99	-32.01	74	58.69	37.49	11.9	66.09	100	360	P	V
Remark	1. No other spurious found. 2. All results are PASS against Peak and Average limit line.												



Band 1 5150~5250MHz

WIFI 802.11ac VHT80 (Band Edge @ 3m)

WIFI	Note	Frequency	Level	Over	Limit	Read	Antenna	Cable	Preamp	Ant	Table	Peak	Pol.
Ant.				Limit	Line	Level	Factor	Loss	Factor	Pos	Pos	Avg.	
1+2		(MHz)	(dBμV/m)	(dB)	(dBμV/m)	(dBμV)	(dB/m)	(dB)	(dB)	(cm)	(deg)	(P/A)	(H/V)
802.11ac VHT80 CH 42 5210MHz		5145.44	60.73	-13.27	74	58.17	31.17	7.92	36.53	100	165	P	H
	!	5145.44	53.22	-0.78	54	50.66	31.17	7.92	36.53	100	165	A	H
	*	5202	95.94	-	-	93.38	31.12	7.95	36.51	100	165	P	H
	*	5202	88.54	-	-	85.98	31.12	7.95	36.51	100	165	A	H
		5388.84	51.2	-22.8	74	48.25	30.94	8.43	36.42	100	165	P	H
		5350.68	40.29	-13.71	54	37.4	30.98	8.34	36.43	100	165	A	H
		5148.16	57.74	-16.26	74	55.18	31.17	7.92	36.53	300	295	P	V
		5148.48	49.08	-4.92	54	46.52	31.17	7.92	36.53	300	295	A	V
	*	5208	92.14	-	-	89.54	31.11	7.99	36.5	300	295	P	V
	*	5208	84.83	-	-	82.23	31.11	7.99	36.5	300	295	A	V
		5375.7	46.61	-27.39	74	43.68	30.96	8.39	36.42	300	295	P	V
		5354.82	37.83	-16.17	54	34.94	30.98	8.34	36.43	300	295	A	V
Remark	1. No other spurious found. 2. All results are PASS against Peak and Average limit line.												



Band 1 5150~5250MHz

WIFI 802.11ac VHT80 (Harmonic @ 3m)

WIFI	Note	Frequency	Level	Over	Limit	Read	Antenna	Cable	Preamp	Ant	Table	Peak	Pol.
Ant.				Limit	Line	Level	Factor	Loss	Factor	Pos	Pos	Avg.	
1+2		(MHz)	(dBμV/m)	(dB)	(dBμV/m)	(dBμV)	(dB/m)	(dB)	(dB)	(cm)	(deg)	(P/A)	(H/V)
802.11ac VHT80		10420	39.94	-34.06	74	56.73	37.45	11.88	66.12	300	0	P	H
CH 42 5210MHz		10420	41.63	-32.37	74	58.42	37.45	11.88	66.12	100	0	P	V
Remark	1. No other spurious found. 2. All results are PASS against Peak and Average limit line.												



Band 2 - 5250~5350MHz

WIFI 802.11a (Band Edge @ 3m)

WIFI	Note	Frequency	Level	Over	Limit	Read	Antenna	Cable	Preamp	Ant	Table	Peak	Pol.
Ant.				Limit	Line	Level	Factor	Loss	Factor	Pos	Pos	Avg.	
1+2		(MHz)	(dBμV/m)	(dB)	(dBμV/m)	(dBμV)	(dB/m)	(dB)	(dB)	(cm)	(deg)	(P/A)	(H/V)
802.11a CH 52 5260MHz		5148	46.35	-27.65	74	43.79	31.17	7.92	36.53	100	165	P	H
		5103.2	36.43	-17.57	54	33.87	31.22	7.9	36.56	100	165	A	H
	*	5262	105.33	-	-	102.62	31.06	8.12	36.47	100	165	P	H
	*	5262	98.59	-	-	95.88	31.06	8.12	36.47	100	165	A	H
		5149.92	45.91	-28.09	74	43.35	31.17	7.92	36.53	300	308	P	V
		5102.56	36.06	-17.94	54	33.5	31.22	7.9	36.56	300	308	A	V
	*	5256	100.52	-	-	97.85	31.07	8.08	36.48	300	308	P	V
	*	5256	94.24	-	-	91.57	31.07	8.08	36.48	300	308	A	V
802.11a CH 60 5300MHz		5129.6	44.86	-29.14	74	42.3	31.19	7.91	36.54	100	164	P	H
		5149.92	36.14	-17.86	54	33.58	31.17	7.92	36.53	100	164	A	H
	*	5304	106.36	-	-	103.59	31.02	8.21	36.46	100	164	P	H
	*	5304	99.59	-	-	96.82	31.02	8.21	36.46	100	164	A	H
		5369.8	52.45	-21.55	74	49.52	30.96	8.39	36.42	100	164	P	H
		5350.7	41.2	-12.8	54	38.31	30.98	8.34	36.43	100	164	A	H
		5107.68	45.49	-28.51	74	42.93	31.2	7.91	36.55	300	310	P	V
		5105.76	36.05	-17.95	54	33.49	31.2	7.91	36.55	300	310	A	V
	*	5304	102.6	-	-	99.83	31.02	8.21	36.46	300	310	P	V
	*	5304	95.94	-	-	93.17	31.02	8.21	36.46	300	310	A	V
		5352.1	50.91	-23.09	74	48.02	30.98	8.34	36.43	300	310	P	V
		5350.2	38.48	-15.52	54	35.59	30.98	8.34	36.43	300	310	A	V



802.11a CH 64 5320MHz	*	5318	106.39	-	-	103.57	31.01	8.26	36.45	100	167	P	H
	*	5318	99.64	-	-	96.82	31.01	8.26	36.45	100	167	A	H
		5361	62.7	-11.3	74	59.77	30.96	8.39	36.42	100	167	P	H
		5352.6	47.41	-6.59	54	44.52	30.98	8.34	36.43	100	167	A	H
	*	5324	103.25	-	-	100.43	31.01	8.26	36.45	300	312	P	V
	*	5324	96.06	-	-	93.24	31.01	8.26	36.45	300	312	A	V
		5361.3	60.21	-13.79	74	57.28	30.96	8.39	36.42	300	312	P	V
		5351.3	44.24	-9.76	54	41.35	30.98	8.34	36.43	300	312	A	V
Remark	<ol style="list-style-type: none"> No other spurious found. All results are PASS against Peak and Average limit line. 												



Band 2 5250~5350MHz

WIFI 802.11a (Harmonic @ 3m)

WIFI	Note	Frequency	Level	Over	Limit	Read	Antenna	Cable	Preamp	Ant	Table	Peak	Pol.
Ant.				Limit	Line	Level	Factor	Loss	Factor	Pos	Pos	Avg.	
1+2		(MHz)	(dBμV/m)	(dB)	(dBμV/m)	(dBμV)	(dB/m)	(dB)	(dB)	(cm)	(deg)	(P/A)	(H/V)
802.11a CH 52 5260MHz		10520	40.42	-33.58	74	56.96	37.56	11.94	66.04	100	360	P	H
		10520	44.36	-29.64	74	60.9	37.56	11.94	66.04	100	360	P	V
802.11a CH 60 5300MHz		10600	40.35	-33.65	74	56.68	37.65	12	65.98	100	360	P	H
		10600	42.57	-31.43	74	58.9	37.65	12	65.98	100	360	P	V
802.11a CH 64 5320MHz		10640	40.98	-33.02	74	57.24	37.68	12.02	65.96	100	360	P	H
		10640	43.99	-30.01	74	60.25	37.68	12.02	65.96	100	360	P	V
Remark	1. No other spurious found. 2. All results are PASS against Peak and Average limit line.												



Band 2 5250~5350MHz

WIFI 802.11ac VHT20 (Band Edge @ 3m)

WIFI	Note	Frequency	Level	Over	Limit	Read	Antenna	Cable	Preamp	Ant	Table	Peak	Pol.
Ant.				Limit	Line	Level	Factor	Loss	Factor	Pos	Pos	Avg.	
1+2		(MHz)	(dBμV/m)	(dB)	(dBμV/m)	(dBμV)	(dB/m)	(dB)	(dB)	(cm)	(deg)	(P/A)	(H/V)
802.11ac VHT20 CH 52 5260MHz		5127.84	46.8	-27.2	74	44.24	31.19	7.91	36.54	100	148	P	H
		5115.04	36.37	-17.63	54	33.81	31.2	7.91	36.55	100	148	A	H
	*	5262	104.82	-	-	102.11	31.06	8.12	36.47	100	148	P	H
	*	5262	98.05	-	-	95.34	31.06	8.12	36.47	100	148	A	H
		5135.68	45.76	-28.24	74	43.2	31.19	7.91	36.54	299	98	P	V
		5112.48	36.17	-17.83	54	33.61	31.2	7.91	36.55	299	98	A	V
	*	5256	101.72	-	-	99.05	31.07	8.08	36.48	299	98	P	V
	5256	94.58	-	-	91.91	31.07	8.08	36.48	299	98	A	V	
802.11ac VHT20 CH 60 5300MHz		5126.4	45.68	-28.32	74	43.12	31.19	7.91	36.54	100	156	P	H
		5108.32	36.31	-17.69	54	33.75	31.2	7.91	36.55	100	156	A	H
	*	5296	106.71	-	-	103.94	31.02	8.21	36.46	100	156	P	H
	*	5296	99.16	-	-	96.39	31.02	8.21	36.46	100	156	A	H
		5355.2	54.34	-19.66	74	51.45	30.98	8.34	36.43	100	156	P	H
		5350.4	40.78	-13.22	54	37.89	30.98	8.34	36.43	100	156	A	H
		5120.96	45.72	-28.28	74	43.16	31.2	7.91	36.55	304	306	P	V
		5105.28	36.13	-17.87	54	33.57	31.22	7.9	36.56	304	306	A	V
	*	5304	103.08	-	-	100.31	31.02	8.21	36.46	304	306	P	V
	*	5304	96.1	-	-	93.33	31.02	8.21	36.46	304	306	A	V
	5354.4	53.53	-20.47	74	50.64	30.98	8.34	36.43	304	306	P	V	
	5351.8	38.56	-15.44	54	35.67	30.98	8.34	36.43	304	306	A	V	



802.11ac VHT20 CH 64 5320MHz	*	5322	105.93	-	-	103.11	31.01	8.26	36.45	100	163	P	H
	*	5322	98.71	-	-	95.89	31.01	8.26	36.45	100	163	A	H
		5353	65.08	-8.92	74	62.19	30.98	8.34	36.43	100	163	P	H
		5350.2	47.04	-6.96	54	44.15	30.98	8.34	36.43	100	163	A	H
	*	5324	101.93	-	-	99.11	31.01	8.26	36.45	301	83	P	V
	*	5324	94.86	-	-	92.04	31.01	8.26	36.45	301	83	A	V
		5354.2	59.01	-14.99	74	56.12	30.98	8.34	36.43	301	83	P	V
		5350.3	44.12	-9.88	54	41.23	30.98	8.34	36.43	301	83	A	V
Remark	<ol style="list-style-type: none"> No other spurious found. All results are PASS against Peak and Average limit line. 												



Band 2 5250~5350MHz

WIFI 802.11ac VHT20 (Harmonic @ 3m)

WIFI	Note	Frequency	Level	Over	Limit	Read	Antenna	Cable	Preamp	Ant	Table	Peak	Pol.
Ant.				Limit	Line	Level	Factor	Loss	Factor	Pos	Pos	Avg.	
1+2		(MHz)	(dBμV/m)	(dB)	(dBμV/m)	(dBμV)	(dB/m)	(dB)	(dB)	(cm)	(deg)	(P/A)	(H/V)
802.11ac VHT20 CH 52 5260MHz		10520	41.96	-32.04	74	58.5	37.56	11.94	66.04	300	0	P	H
		10520	42.61	-31.39	74	59.15	37.56	11.94	66.04	300	360	P	V
802.11ac VHT20 CH 60 5300MHz		10600	42.7	-31.3	74	59.03	37.65	12	65.98	100	360	P	H
		10600	43.71	-30.29	74	60.04	37.65	12	65.98	300	360	P	V
802.11ac VHT20 CH 64 5320MHz		10640	42.63	-31.37	74	58.89	37.68	12.02	65.96	100	360	P	H
		10640	43.15	-30.85	74	59.41	37.68	12.02	65.96	300	360	P	V
Remark	1. No other spurious found. 2. All results are PASS against Peak and Average limit line.												



Band 2 5250~5350MHz

WIFI 802.11ac VHT40 (Band Edge @ 3m)

WIFI	Note	Frequency	Level	Over	Limit	Read	Antenna	Cable	Preamp	Ant	Table	Peak	Pol.
Ant.				Limit	Line	Level	Factor	Loss	Factor	Pos	Pos	Avg.	
1+2		(MHz)	(dBμV/m)	(dB)	(dBμV/m)	(dBμV)	(dB/m)	(dB)	(dB)	(cm)	(deg)	(P/A)	(H/V)
802.11ac VHT40 CH 54 5270MHz		5148	53.34	-20.66	74	50.78	31.17	7.92	36.53	100	138	P	H
		5139.36	39.04	-14.96	54	36.48	31.19	7.91	36.54	100	138	A	H
	*	5276	104.5	-	-	101.76	31.04	8.17	36.47	100	138	P	H
	*	5276	97.56	-	-	94.82	31.04	8.17	36.47	100	138	A	H
		5357.8	60.39	-13.61	74	57.5	30.98	8.34	36.43	100	138	P	H
		5351.4	44.13	-9.87	54	41.24	30.98	8.34	36.43	100	138	A	H
		5132.96	50.51	-23.49	74	47.95	31.19	7.91	36.54	300	305	P	V
		5135.04	37.72	-16.28	54	35.16	31.19	7.91	36.54	300	305	A	V
	*	5274	99.99	-	-	97.28	31.06	8.12	36.47	300	305	P	V
	*	5274	93.49	-	-	90.78	31.06	8.12	36.47	300	305	A	V
		5375.4	55.4	-18.6	74	52.47	30.96	8.39	36.42	300	305	P	V
		5359.8	40.58	-13.42	54	37.69	30.98	8.34	36.43	300	305	A	V
802.11ac VHT40 CH 62 5310MHz		5117.76	47.59	-26.41	74	45.03	31.2	7.91	36.55	100	169	P	H
		5143.52	38.16	-15.84	54	35.6	31.17	7.92	36.53	100	169	A	H
	*	5304	101.19	-	-	98.42	31.02	8.21	36.46	100	169	P	H
	*	5304	94.29	-	-	91.52	31.02	8.21	36.46	100	169	A	H
		5357.7	63.78	-10.22	74	60.89	30.98	8.34	36.43	100	169	P	H
	!	5350.7	48.56	-5.44	54	45.67	30.98	8.34	36.43	100	169	A	H
		5138.72	47.55	-26.45	74	44.99	31.19	7.91	36.54	300	308	P	V
		5105.44	37.27	-16.73	54	34.71	31.22	7.9	36.56	300	308	A	V
	*	5312	97.7	-	-	94.88	31.01	8.26	36.45	300	308	P	V
	*	5312	91.17	-	-	88.35	31.01	8.26	36.45	300	308	A	V
	5365.1	59.57	-14.43	74	56.64	30.96	8.39	36.42	300	308	P	V	
	5351.3	46.77	-7.23	54	43.88	30.98	8.34	36.43	300	308	A	V	
Remark	1. No other spurious found. 2. All results are PASS against Peak and Average limit line.												



Band 2 5250~5350MHz

WIFI 802.11ac VHT40 (Harmonic @ 3m)

WIFI	Note	Frequency	Level	Over	Limit	Read	Antenna	Cable	Preamp	Ant	Table	Peak	Pol.
Ant.				Limit	Line	Level	Factor	Loss	Factor	Pos	Pos	Avg.	
1+2		(MHz)	(dBμV/m)	(dB)	(dBμV/m)	(dBμV)	(dB/m)	(dB)	(dB)	(cm)	(deg)	(P/A)	(H/V)
802.11ac VHT40		10540	39.29	-34.71	74	55.79	37.58	11.95	66.03	100	360	P	H
CH 54 5270MHz		10540	40.63	-33.37	74	57.13	37.58	11.95	66.03	100	360	P	V
802.11ac VHT40		10620	40.87	-33.13	74	57.16	37.67	12.01	65.97	100	360	P	H
CH 62 5310MHz		10620	42.05	-31.95	74	58.34	37.67	12.01	65.97	100	360	P	V
Remark	1. No other spurious found. 2. All results are PASS against Peak and Average limit line.												



Band 2 5250~5350MHz

WIFI 802.11ac VHT80 (Band Edge @ 3m)

WIFI	Note	Frequency	Level	Over	Limit	Read	Antenna	Cable	Preamp	Ant	Table	Peak	Pol.
Ant.				Limit	Line	Level	Factor	Loss	Factor	Pos	Pos	Avg.	
1+2		(MHz)	(dBμV/m)	(dB)	(dBμV/m)	(dBμV)	(dB/m)	(dB)	(dB)	(cm)	(deg)	(P/A)	(H/V)
802.11ac VHT80 CH 58 5290MHz		5141.12	51.96	-22.04	74	49.4	31.17	7.92	36.53	100	160	P	H
		5149.92	41.48	-12.52	54	38.92	31.17	7.92	36.53	100	160	A	H
	*	5278	97.26	-	-	94.52	31.04	8.17	36.47	100	160	P	H
	*	5278	90.07	-	-	87.33	31.04	8.17	36.47	100	160	A	H
		5350	60.67	-13.33	74	57.78	30.98	8.34	36.43	100	160	P	H
	!	5350.01	50.24	-3.76	54	47.35	30.98	8.34	36.43	100	160	A	H
		5140	47.68	-26.32	74	45.12	31.17	7.92	36.53	300	304	P	V
		5149.76	39.32	-14.68	54	36.76	31.17	7.92	36.53	300	304	A	V
	*	5276	93.75	-	-	91.01	31.04	8.17	36.47	300	304	P	V
	*	5276	86.11	-	-	83.37	31.04	8.17	36.47	300	304	A	V
		5360.4	56.91	-17.09	74	54.02	30.98	8.34	36.43	300	304	P	V
	5350.4	46.85	-7.15	54	43.96	30.98	8.34	36.43	300	304	A	V	
Remark	1. No other spurious found. 2. All results are PASS against Peak and Average limit line.												



Band 2 5250~5350MHz

WIFI 802.11ac VHT80 (Harmonic @ 3m)

WIFI	Note	Frequency	Level	Over	Limit	Read	Antenna	Cable	Preamp	Ant	Table	Peak	Pol.
Ant.				Limit	Line	Level	Factor	Loss	Factor	Pos	Pos	Avg.	
1+2		(MHz)	(dBμV/m)	(dB)	(dBμV/m)	(dBμV)	(dB/m)	(dB)	(dB)	(cm)	(deg)	(P/A)	(H/V)
802.11ac VHT80		10580	40.79	-33.21	74	57.17	37.63	11.99	66	300	0	P	H
CH 58 5290MHz		10580	41.96	-32.04	74	58.34	37.63	11.99	66	100	0	P	V
Remark	1. No other spurious found. 2. All results are PASS against Peak and Average limit line.												



Band 3 - 5470~5725MHz

WIFI 802.11a (Band Edge @ 3m)

WIFI	Note	Frequency	Level	Over	Limit	Read	Antenna	Cable	Preamp	Ant	Table	Peak	Pol.
Ant.				Limit	Line	Level	Factor	Loss	Factor	Pos	Pos	Avg.	
1+2		(MHz)	(dBμV/m)	(dB)	(dBμV/m)	(dBμV)	(dB/m)	(dB)	(dB)	(cm)	(deg)	(P/A)	(H/V)
802.11a CH 100 5500MHz		5461.2	57.12	-16.88	74	54.24	30.88	8.38	36.38	100	159	P	H
		5468.72	44.78	-9.22	54	41.94	30.86	8.35	36.37	100	159	A	H
	*	5504	103.97	-	-	101.21	30.83	8.29	36.36	100	159	P	H
	*	5504	96.97	-	-	94.21	30.83	8.29	36.36	100	159	A	H
		5467.44	50.29	-23.71	74	47.45	30.86	8.35	36.37	300	288	P	V
		5469.68	43.86	-10.14	54	41.02	30.86	8.35	36.37	300	288	A	V
	*	5504	102.14	-	-	99.38	30.83	8.29	36.36	300	288	P	V
	*	5504	95.33	-	-	92.57	30.83	8.29	36.36	300	288	A	V
802.11a CH 116 5580MHz		5452.4	45.87	-28.13	74	42.99	30.88	8.38	36.38	300	153	P	H
		5439.28	36.07	-17.93	54	33.16	30.89	8.41	36.39	300	153	A	H
	*	5578	104.82	-	-	102.22	30.76	8.16	36.32	300	153	P	H
	*	5578	97.04	-	-	94.44	30.76	8.16	36.32	300	153	A	H
		5747.08	45.04	-28.96	74	41.54	31.44	8.34	36.28	300	153	P	H
		5747.56	36.41	-17.59	54	32.91	31.44	8.34	36.28	300	153	A	H
		5448.72	44.92	-29.08	74	42.04	30.88	8.38	36.38	302	291	P	V
		5452.24	35.65	-18.35	54	32.77	30.88	8.38	36.38	302	291	A	V
	*	5576	101.76	-	-	99.16	30.76	8.16	36.32	302	291	P	V
	*	5576	95.66	-	-	93.06	30.76	8.16	36.32	302	291	A	V
		5740.6	45.59	-28.41	74	42.09	31.44	8.34	36.28	302	291	P	V
		5745.56	36.18	-17.82	54	32.68	31.44	8.34	36.28	302	291	A	V



802.11a CH 140 5700MHz	*	5704	107.55	-	-	104.36	31.19	8.28	36.28	317	153	P	H
	*	5704	100.46	-	-	97.27	31.19	8.28	36.28	317	153	A	H
		5726.28	67.1	-6.9	74	63.75	31.32	8.31	36.28	317	153	P	H
	!	5725.16	49.94	-4.06	54	46.59	31.32	8.31	36.28	317	153	A	H
	*	5698	104.65	-	-	101.62	31.07	8.25	36.29	300	291	P	V
	*	5698	97	-	-	93.97	31.07	8.25	36.29	300	291	A	V
		5726.6	64.54	-9.46	74	61.19	31.32	8.31	36.28	300	291	P	V
		5725.72	47.28	-6.72	54	43.93	31.32	8.31	36.28	300	291	A	V
Remark	<ol style="list-style-type: none"> No other spurious found. All results are PASS against Peak and Average limit line. 												



Band 3 - 5470~5725MHz

WIFI 802.11a (Harmonic @ 3m)

WIFI	Note	Frequency	Level	Over	Limit	Read	Antenna	Cable	Preamp	Ant	Table	Peak	Pol.
Ant.				Limit	Line	Level	Factor	Loss	Factor	Pos	Pos	Avg.	
1+2		(MHz)	(dBμV/m)	(dB)	(dBμV/m)	(dBμV)	(dB/m)	(dB)	(dB)	(cm)	(deg)	(P/A)	(H/V)
802.11a CH 100 5500MHz		11000	47.28	-26.72	74	62.67	38.06	12.25	65.7	100	360	P	H
		11000	50.55	-23.45	74	65.94	38.06	12.25	65.7	100	360	P	V
802.11a CH 116 5580MHz		11160	44.53	-29.47	74	59.51	38.24	12.36	65.58	100	360	P	H
		11160	48.18	-25.82	74	63.16	38.24	12.36	65.58	300	360	P	V
802.11a CH 140 5700MHz		11400	40.79	-33.21	74	55.19	38.49	12.52	65.41	100	360	P	H
		11400	44.29	-29.71	74	58.69	38.49	12.52	65.41	100	360	P	V
Remark	1. No other spurious found. 2. All results are PASS against Peak and Average limit line.												



Band 3 - 5470~5725MHz

WIFI 802.11ac VHT20 (Band Edge @ 3m)

WIFI	Note	Frequency	Level	Over	Limit	Read	Antenna	Cable	Preamp	Ant	Table	Peak	Pol.
Ant.				Limit	Line	Level	Factor	Loss	Factor	Pos	Pos	Avg.	
1+2		(MHz)	(dBμV/m)	(dB)	(dBμV/m)	(dBμV)	(dB/m)	(dB)	(dB)	(cm)	(deg)	(P/A)	(H/V)
802.11ac VHT20 CH 100 5500MHz		5465.52	63.91	-10.09	74	61.07	30.86	8.35	36.37	100	135	P	H
		5467.28	45.27	-8.73	54	42.43	30.86	8.35	36.37	100	135	A	H
	*	5504	102.68	-	-	99.92	30.83	8.29	36.36	100	135	P	H
	*	5504	95.87	-	-	93.11	30.83	8.29	36.36	100	135	A	H
		5468.88	60.94	-13.06	74	58.1	30.86	8.35	36.37	308	78	P	V
		5470	43.98	-10.02	54	41.14	30.86	8.35	36.37	308	78	A	V
	*	5502	100.98	-	-	98.22	30.83	8.29	36.36	308	78	P	V
	*	5502	94.72	-	-	91.96	30.83	8.29	36.36	308	78	A	V
802.11ac VHT20 CH 116 5580MHz		5449.36	45.79	-28.21	74	42.91	30.88	8.38	36.38	100	153	P	H
		5435.76	36.74	-17.26	54	33.83	30.89	8.41	36.39	100	153	A	H
	*	5584	106.95	-	-	104.39	30.75	8.13	36.32	100	153	P	H
	*	5584	99.6	-	-	97.04	30.75	8.13	36.32	100	153	A	H
		5756.68	46.48	-27.52	74	42.83	31.56	8.37	36.28	100	153	P	H
		5738.76	36.76	-17.24	54	33.26	31.44	8.34	36.28	100	153	A	H
		5406.64	45.2	-28.8	74	42.2	30.93	8.48	36.41	302	71	P	V
		5465.84	36.14	-17.86	54	33.3	30.86	8.35	36.37	302	71	A	V
	*	5582	103.31	-	-	100.75	30.75	8.13	36.32	302	71	P	V
	*	5582	96.88	-	-	94.32	30.75	8.13	36.32	302	71	A	V
	5762.92	45.69	-28.31	74	42.04	31.56	8.37	36.28	302	71	P	V	
	5759	36.55	-17.45	54	32.9	31.56	8.37	36.28	302	71	A	V	



802.11ac VHT20 CH 140 5700MHz	*	5696	106.6	-	-	103.57	31.07	8.25	36.29	100	161	P	H
	*	5696	100.59	-	-	97.56	31.07	8.25	36.29	100	161	P	H
		5736.28	64.52	-9.48	74	61.02	31.44	8.34	36.28	100	161	P	H
	!	5725	49.32	-4.68	54	45.97	31.32	8.31	36.28	100	161	A	H
	*	5698	106.13	-	-	103.1	31.07	8.25	36.29	300	287	P	V
	*	5698	99.59	-	-	96.56	31.07	8.25	36.29	300	287	A	V
		5745.64	58.15	-15.85	74	54.65	31.44	8.34	36.28	300	287	P	V
	!	5726.04	49.13	-4.87	54	45.78	31.32	8.31	36.28	300	287	A	V
Remark	1. No other spurious found. 2. All results are PASS against Peak and Average limit line.												



Band 3 - 5470~5725MHz

WIFI 802.11ac VHT20 (Harmonic @ 3m)

WIFI	Note	Frequency	Level	Over	Limit	Read	Antenna	Cable	Preamp	Ant	Table	Peak	Pol.
Ant.				Limit	Line	Level	Factor	Loss	Factor	Pos	Pos	Avg.	
1+2		(MHz)	(dBμV/m)	(dB)	(dBμV/m)	(dBμV)	(dB/m)	(dB)	(dB)	(cm)	(deg)	(P/A)	(H/V)
802.11ac VHT20 CH 100 5500MHz		11000	47.27	-26.73	74	62.66	38.06	12.25	65.7	300	360	P	H
		10995	49.3	-24.7	74	64.69	38.06	12.25	65.7	100	360	P	V
802.11ac VHT20 CH 116 5580MHz		11155	45.71	-28.29	74	60.73	38.22	12.35	65.59	300	360	P	H
		11160	48.23	-25.77	74	63.21	38.24	12.36	65.58	300	360	P	V
802.11ac VHT20 CH 140 5700MHz		11400	42.96	-31.04	74	57.36	38.49	12.52	65.41	100	360	P	H
		11400	44.78	-29.22	74	59.18	38.49	12.52	65.41	300	360	P	V
Remark	1. No other spurious found. 2. All results are PASS against Peak and Average limit line.												



Band 3 - 5470~5725MHz

WIFI 802.11ac VHT40 (Band Edge @ 3m)

WIFI	Note	Frequency	Level	Over	Limit	Read	Antenna	Cable	Preamp	Ant	Table	Peak	Pol.
Ant.				Limit	Line	Level	Factor	Loss	Factor	Pos	Pos	Avg.	
1+2		(MHz)	(dBμV/m)	(dB)	(dBμV/m)	(dBμV)	(dB/m)	(dB)	(dB)	(cm)	(deg)	(P/A)	(H/V)
802.11ac VHT40 CH 102 5510MHz		5460.88	60.13	-13.87	74	57.25	30.88	8.38	36.38	100	156	P	H
	!	5469.2	49.97	-4.03	54	47.13	30.86	8.35	36.37	100	156	A	H
	*	5514	98.74	-	-	96.02	30.81	8.26	36.35	100	156	P	H
	*	5514	92.33	-	-	89.61	30.81	8.26	36.35	100	156	A	H
		5727.96	49.25	-24.75	74	45.9	31.32	8.31	36.28	100	156	P	H
		5758.04	37.5	-16.5	54	33.85	31.56	8.37	36.28	100	156	A	H
		5461.84	59.56	-14.44	74	56.68	30.88	8.38	36.38	310	280	P	V
		5469.84	46.14	-7.86	54	43.3	30.86	8.35	36.37	310	280	A	V
	*	5518	97.94	-	-	95.22	30.81	8.26	36.35	310	280	P	V
	*	5518	90.94	-	-	88.22	30.81	8.26	36.35	310	280	A	V
802.11ac VHT40 CH 110 5550MHz		5375.28	56.11	-17.89	74	53.18	30.96	8.39	36.42	100	157	P	H
		5466.96	43.63	-10.37	54	40.79	30.86	8.35	36.37	100	157	A	H
	*	5554	103.9	-	-	101.25	30.78	8.2	36.33	100	157	P	H
	*	5554	96.42	-	-	93.77	30.78	8.2	36.33	100	157	A	H
		5740.2	51.53	-22.47	74	48.03	31.44	8.34	36.28	100	157	P	H
		5739.16	38.56	-15.44	54	35.06	31.44	8.34	36.28	100	157	A	H
		5394.64	52.49	-21.51	74	49.49	30.93	8.48	36.41	300	283	P	V
		5468.24	41.86	-12.14	54	39.02	30.86	8.35	36.37	300	283	A	V
	*	5542	101.43	-	-	98.74	30.8	8.23	36.34	300	283	P	V
	*	5542	95.08	-	-	92.39	30.8	8.23	36.34	300	283	A	V
	5751.88	50.02	-23.98	74	46.37	31.56	8.37	36.28	300	283	P	V	
	5750.92	37.77	-16.23	54	34.27	31.44	8.34	36.28	300	283	A	V	



802.11ac VHT40 CH 134 5670MHz		5355.12	52.06	-21.94	74	49.17	30.98	8.34	36.43	100	160	P	H
		5424.72	38.11	-15.89	54	35.16	30.91	8.44	36.4	100	160	A	H
	*	5664	103.96	-	-	101.24	30.82	8.19	36.29	100	160	P	H
	*	5664	97.46	-	-	94.74	30.82	8.19	36.29	100	160	A	H
		5736.76	63.22	-10.78	74	59.72	31.44	8.34	36.28	100	160	P	H
		5728.76	47.54	-6.46	54	44.19	31.32	8.31	36.28	100	160	A	H
		5429.68	48.18	-25.82	74	45.27	30.89	8.41	36.39	300	290	P	V
		5434.64	36.63	-17.37	54	33.72	30.89	8.41	36.39	300	290	A	V
	*	5678	102.33	-	-	99.45	30.95	8.22	36.29	300	290	P	V
	*	5678	95.55	-	-	92.67	30.95	8.22	36.29	300	290	A	V
		5730.36	60.96	-13.04	74	57.61	31.32	8.31	36.28	300	290	P	V
		5725.48	45.98	-8.02	54	42.63	31.32	8.31	36.28	300	290	A	V
Remark	1. No other spurious found. 2. All results are PASS against Peak and Average limit line.												



Band 3 - 5470~5725MHz

WIFI 802.11ac VHT40 (Harmonic @ 3m)

WIFI	Note	Frequency	Level	Over	Limit	Read	Antenna	Cable	Preamp	Ant	Table	Peak	Pol.
Ant.				Limit	Line	Level	Factor	Loss	Factor	Pos	Pos	Avg.	
1+2		(MHz)	(dBμV/m)	(dB)	(dBμV/m)	(dBμV)	(dB/m)	(dB)	(dB)	(cm)	(deg)	(P/A)	(H/V)
802.11ac VHT40 CH 102 5510MHz		11020	43.01	-30.99	74	58.36	38.08	12.26	65.69	100	360	P	H
		11020	43.27	-30.73	74	58.62	38.08	12.26	65.69	100	360	P	V
802.11ac VHT40 CH 110 5550MHz		11100	43.01	-30.99	74	58.15	38.17	12.32	65.63	100	360	P	H
		11100	45.25	-28.75	74	60.39	38.17	12.32	65.63	100	360	P	V
802.11ac VHT40 CH 134 5670MHz		11340	41.89	-32.11	74	56.46	38.42	12.47	65.46	100	360	P	H
		11340	43.52	-30.48	74	58.09	38.42	12.47	65.46	100	360	P	V
Remark	1. No other spurious found. 2. All results are PASS against Peak and Average limit line.												



Band 3 5470~5725MHz

WIFI 802.11ac VHT80 (Band Edge @ 3m)

WIFI	Note	Frequency	Level	Over	Limit	Read	Antenna	Cable	Preamp	Ant	Table	Peak	Pol.
Ant.				Limit	Line	Level	Factor	Loss	Factor	Pos	Pos	Avg.	
1+2		(MHz)	(dBμV/m)	(dB)	(dBμV/m)	(dBμV)	(dB/m)	(dB)	(dB)	(cm)	(deg)	(P/A)	(H/V)
802.11ac VHT80 CH 106 5530MHz		5466.96	63.12	-10.88	74	60.28	30.86	8.35	36.37	100	163	P	H
	!	5467.44	52.61	-1.39	54	49.77	30.86	8.35	36.37	100	163	A	H
	*	5534	95.55	-	-	92.86	30.8	8.23	36.34	100	163	P	H
	*	5534	89.18	-	-	86.49	30.8	8.23	36.34	100	163	A	H
		5740.92	49.68	-24.32	74	46.18	31.44	8.34	36.28	100	163	P	H
		5729.4	37.95	-16.05	54	34.6	31.32	8.31	36.28	100	163	A	H
		5468.72	58.66	-15.34	74	55.82	30.86	8.35	36.37	300	286	P	V
	!	5469.84	50.71	-3.29	54	47.87	30.86	8.35	36.37	300	286	A	V
	*	5520	94.15	-	-	91.43	30.81	8.26	36.35	300	286	P	V
	*	5520	87.79	-	-	85.07	30.81	8.26	36.35	300	286	A	V
802.11ac VHT80 CH 122 5610MHz		5747.48	48.12	-25.88	74	44.62	31.44	8.34	36.28	300	286	P	V
		5744.6	37.5	-16.5	54	34	31.44	8.34	36.28	300	286	A	V
		5467.92	56.24	-17.76	74	53.4	30.86	8.35	36.37	308	157	P	H
		5466.16	43.85	-10.15	54	41.01	30.86	8.35	36.37	308	157	A	H
	*	5614	99.43	-	-	96.91	30.73	8.1	36.31	308	157	P	H
	*	5614	92.87	-	-	90.35	30.73	8.1	36.31	308	157	A	H
		5738.2	58.45	-15.55	74	54.95	31.44	8.34	36.28	308	157	P	H
		5727.56	46.2	-7.8	54	42.85	31.32	8.31	36.28	308	157	A	H
		5434.32	52.7	-21.3	74	49.79	30.89	8.41	36.39	306	75	P	V
		5465.52	41.85	-12.15	54	39.01	30.86	8.35	36.37	306	75	A	V
*	5602	98.06	-	-	95.54	30.73	8.1	36.31	306	75	P	V	
*	5602	90.55	-	-	88.03	30.73	8.1	36.31	306	75	A	V	
	5725.48	53.63	-20.37	74	50.28	31.32	8.31	36.28	306	75	P	V	
	5726.68	43.37	-10.63	54	40.02	31.32	8.31	36.28	306	75	A	V	
Remark	1. No other spurious found. 2. All results are PASS against Peak and Average limit line.												



Band 3 5470~5725MHz

WIFI 802.11ac VHT80 (Harmonic @ 3m)

WIFI	Note	Frequency	Level	Over	Limit	Read	Antenna	Cable	Preamp	Ant	Table	Peak	Pol.
Ant.				Limit	Line	Level	Factor	Loss	Factor	Pos	Pos	Avg.	
1+2		(MHz)	(dBμV/m)	(dB)	(dBμV/m)	(dBμV)	(dB/m)	(dB)	(dB)	(cm)	(deg)	(P/A)	(H/V)
802.11ac VHT80		11060	43.12	-30.88	74	58.35	38.13	12.3	65.66	300	0	P	H
CH 106 5530MHz		11060	42.75	-31.25	74	57.98	38.13	12.3	65.66	100	0	P	V
802.11ac VHT80		11220	42.77	-31.23	74	57.64	38.29	12.39	65.55	300	0	P	H
CH 122 5610MHz		11220	42.94	-31.06	74	57.81	38.29	12.39	65.55	100	0	P	V
Remark	1. No other spurious found. 2. All results are PASS against Peak and Average limit line.												



Band 3 - Straddle Channel

WIFI 802.11a (Band Edge @ 3m)

WIFI	Note	Frequency	Level	Over	Limit	Read	Antenna	Cable	Preamp	Ant	Table	Peak	Pol.
Ant.				Limit	Line	Level	Factor	Loss	Factor	Pos	Pos	Avg.	
1+2		(MHz)	(dBμV/m)	(dB)	(dBμV/m)	(dBμV)	(dB/m)	(dB)	(dB)	(cm)	(deg)	(P/A)	(H/V)
802.11a CH 144 5720MHz	*	5718	104.9	-	-	101.55	31.32	8.31	36.28	100	159	P	H
	*	5718	97.41	-	-	94.06	31.32	8.31	36.28	100	159	A	H
	*	5722	102.24	-	-	98.89	31.32	8.31	36.28	318	290	P	V
	*	5722	95.35	-	-	92	31.32	8.31	36.28	318	290	A	V
Remark	1. No other spurious found. 2. All results are PASS against Peak and Average limit line.												



Band 3 - Straddle Channel

WIFI 802.11a (Harmonic @ 3m)

WIFI	Note	Frequency	Level	Over	Limit	Read	Antenna	Cable	Preamp	Ant	Table	Peak	Pol.
Ant.				Limit	Line	Level	Factor	Loss	Factor	Pos	Pos	Avg.	
1+2		(MHz)	(dBμV/m)	(dB)	(dBμV/m)	(dBμV)	(dB/m)	(dB)	(dB)	(cm)	(deg)	(P/A)	(H/V)
802.11a		11400	42.85	-31.15	74	57.25	38.49	12.52	65.41	300	360	P	H
CH 144		11400	42.83	-31.17	74	57.23	38.49	12.52	65.41	100	0	P	V
5720MHz													
Remark	1. No other spurious found. 2. All results are PASS against Peak and Average limit line.												



Band 3 - Straddle Channel

WIFI 802.11ac VHT20 (Band Edge @ 3m)

WIFI	Note	Frequency	Level	Over	Limit	Read	Antenna	Cable	Preamp	Ant	Table	Peak	Pol.
Ant.				Limit	Line	Level	Factor	Loss	Factor	Pos	Pos	Avg.	
1+2		(MHz)	(dBμV/m)	(dB)	(dBμV/m)	(dBμV)	(dB/m)	(dB)	(dB)	(cm)	(deg)	(P/A)	(H/V)
802.11ac	*	5722	108.38	-	-	105.03	31.32	8.31	36.28	318	158	P	H
VHT20	*	5722	101.16	-	-	97.81	31.32	8.31	36.28	318	158	A	H
CH 144	*	5716	106.89	-	-	103.7	31.19	8.28	36.28	300	289	P	V
5720MHz	*	5716	100	-	-	96.81	31.19	8.28	36.28	300	289	A	V
Remark	1. No other spurious found. 2. All results are PASS against Peak and Average limit line.												



Band 3 - Straddle Channel

WIFI 802.11ac VHT20 (Harmonic @ 3m)

WIFI	Note	Frequency	Level	Over	Limit	Read	Antenna	Cable	Preamp	Ant	Table	Peak	Pol.
Ant.				Limit	Line	Level	Factor	Loss	Factor	Pos	Pos	Avg.	
1+2		(MHz)	(dBμV/m)	(dB)	(dBμV/m)	(dBμV)	(dB/m)	(dB)	(dB)	(cm)	(deg)	(P/A)	(H/V)
802.11ac VHT20		11440	42.52	-31.48	74	56.84	38.53	12.54	65.39	300	360	P	H
CH 144 5720MHz		11440	44.43	-29.57	74	58.75	38.53	12.54	65.39	100	0	P	V
Remark	1. No other spurious found. 2. All results are PASS against Peak and Average limit line.												



Band 3 - Straddle Channel

WIFI 802.11ac VHT40 (Band Edge @ 3m)

WIFI	Note	Frequency	Level	Over	Limit	Read	Antenna	Cable	Preamp	Ant	Table	Peak	Pol.
Ant.				Limit	Line	Level	Factor	Loss	Factor	Pos	Pos	Avg.	
1+2		(MHz)	(dBμV/m)	(dB)	(dBμV/m)	(dBμV)	(dB/m)	(dB)	(dB)	(cm)	(deg)	(P/A)	(H/V)
802.11ac	*	5720	104.89	-	-	101.54	31.32	8.31	36.28	307	151	P	H
VHT40	*	5720	98.5	-	-	95.15	31.32	8.31	36.28	307	151	A	H
CH 142	*	5706	103.81	-	-	100.62	31.19	8.28	36.28	308	288	P	V
5710MHz	*	5706	96.25	-	-	93.06	31.19	8.28	36.28	308	288	A	V
Remark	1. No other spurious found. 2. All results are PASS against Peak and Average limit line.												



Band 3 - Straddle Channel

WIFI 802.11ac VHT40 (Harmonic @ 3m)

WIFI	Note	Frequency	Level	Over	Limit	Read	Antenna	Cable	Preamp	Ant	Table	Peak	Pol.
Ant.				Limit	Line	Level	Factor	Loss	Factor	Pos	Pos	Avg.	
1+2		(MHz)	(dBμV/m)	(dB)	(dBμV/m)	(dBμV)	(dB/m)	(dB)	(dB)	(cm)	(deg)	(P/A)	(H/V)
802.11ac VHT40		11420	42.18	-31.82	74	56.54	38.51	12.53	65.4	300	360	P	H
CH 142 5710MHz		11420	43.14	-30.86	74	57.5	38.51	12.53	65.4	100	0	P	V
Remark	1. No other spurious found. 2. All results are PASS against Peak and Average limit line.												



Band 3 - Straddle Channel

WIFI 802.11ac VHT80 (Band Edge @ 3m)

WIFI	Note	Frequency	Level	Over	Limit	Read	Antenna	Cable	Preamp	Ant	Table	Peak	Pol.
Ant.				Limit	Line	Level	Factor	Loss	Factor	Pos	Pos	Avg.	
1+2		(MHz)	(dBμV/m)	(dB)	(dBμV/m)	(dBμV)	(dB/m)	(dB)	(dB)	(cm)	(deg)	(P/A)	(H/V)
802.11ac	*	5698	102.83	-	-	99.8	31.07	8.25	36.29	325	151	P	H
VHT80	*	5698	94.95	-	-	91.92	31.07	8.25	36.29	325	151	A	H
CH 138	*	5678	100.54	-	-	97.66	30.95	8.22	36.29	317	288	P	V
5690MHz	*	5678	92.29	-	-	89.41	30.95	8.22	36.29	317	288	A	V
Remark	1. No other spurious found. 2. All results are PASS against Peak and Average limit line.												



Band 3 - Straddle Channel

WIFI 802.11ac VHT80 (Harmonic @ 3m)

WIFI	Note	Frequency	Level	Over	Limit	Read	Antenna	Cable	Preamp	Ant	Table	Peak	Pol.
Ant.				Limit	Line	Level	Factor	Loss	Factor	Pos	Pos	Avg.	
1+2		(MHz)	(dBμV/m)	(dB)	(dBμV/m)	(dBμV)	(dB/m)	(dB)	(dB)	(cm)	(deg)	(P/A)	(H/V)
802.11ac VHT80		11380	42.19	-31.81	74	56.63	38.47	12.51	65.42	300	360	P	H
CH 138 5690MHz		11380	42.58	-31.42	74	57.02	38.47	12.51	65.42	100	0	P	V
Remark	1. No other spurious found. 2. All results are PASS against Peak and Average limit line.												



Emission below 1GHz

WIFI 802.11ac VHT80 (LF @ 3m)

WIFI	Note	Frequency	Level	Over	Limit	Read	Antenna	Cable	Preamp	Ant	Table	Peak	Pol.
Ant.				Limit	Line	Level	Factor	Loss	Factor	Pos	Pos	Avg.	
1+2		(MHz)	(dBμV/m)	(dB)	(dBμV/m)	(dBμV)	(dB/m)	(dB)	(dB)	(cm)	(deg)	(P/A)	(H/V)
802.11ac VHT80 LF		34.85	27.75	-12.25	40	33.84	25.5	0.71	32.3	-	-	P	H
		100.81	20.58	-22.92	43.5	32.75	18.88	1.22	32.27	-	-	P	H
		153.19	30.26	-13.24	43.5	43.26	17.78	1.5	32.28	-	-	P	H
		216.24	34.25	-11.75	46	48.5	16.23	1.73	32.21	100	50	P	H
		326.82	27.24	-18.76	46	36.84	20.26	2.22	32.08	-	-	P	H
		812.79	30.15	-15.85	46	29.91	28.18	3.62	31.56	-	-	P	H
		31.94	35.52	-4.48	40	40.61	26.52	0.68	32.29	100	151	P	V
		45.52	30.31	-9.69	40	42.79	18.9	0.83	32.21	-	-	P	V
		94.99	30.98	-12.52	43.5	43.55	18.5	1.17	32.24	-	-	P	V
		187.14	23.76	-19.74	43.5	38.03	16.34	1.66	32.27	-	-	P	V
		442.25	26.39	-19.61	46	30.58	25.14	2.62	31.95	-	-	P	V
	779.81	29.77	-16.23	46	30.21	27.65	3.54	31.63	-	-	P	V	
Remark	1. No other spurious found. 2. All results are PASS against limit line.												



Note symbol

*	Fundamental Frequency which can be ignored. However, the level of any unwanted emissions shall not exceed the level of the fundamental frequency.
!	Test result is over limit line.
P/A	Peak or Average
H/V	Horizontal or Vertical



A calculation example for radiated spurious emission is shown as below:

WIFI	Note	Frequency	Level	Over	Limit	Read	Antenna	Cable	Preamp	Ant	Table	Peak	Pol.
Ant.				Limit	Line	Level	Factor	Loss	Factor	Pos	Pos	Avg.	
1+2		(MHz)	(dBμV/m)	(dB)	(dBμV/m)	(dBμV)	(dB/m)	(dB)	(dB)	(cm)	(deg)	(P/A)	(H/V)
802.11b		2390	55.45	-18.55	74	54.51	32.22	4.58	35.86	103	308	P	H
CH 01													
2412MHz		2390	43.54	-10.46	54	42.6	32.22	4.58	35.86	103	308	A	H

- 1. Level(dBμV/m) =
Antenna Factor(dB/m) + Cable Loss(dB) + Read Level(dBμV) - Preamp Factor(dB)
- 2. Over Limit(dB) = Level(dBμV/m) – Limit Line(dBμV/m)

For Peak Limit @ 2390MHz:

- 1. Level(dBμV/m)
= Antenna Factor(dB/m) + Cable Loss(dB) + Read Level(dBμV) - Preamp Factor(dB)
= 32.22(dB/m) + 4.58(dB) + 54.51(dBμV) – 35.86 (dB)
= 55.45 (dBμV/m)
- 2. Over Limit(dB)
= Level(dBμV/m) – Limit Line(dBμV/m)
= 55.45(dBμV/m) – 74(dBμV/m)
= -18.55(dB)

For Average Limit @ 2390MHz:

- 1. Level(dBμV/m)
= Antenna Factor(dB/m) + Cable Loss(dB) + Read Level(dBμV) - Preamp Factor(dB)
= 32.22(dB/m) + 4.58(dB) + 42.6(dBμV) – 35.86 (dB)
= 43.54 (dBμV/m)
- 2. Over Limit(dB)
= Level(dBμV/m) – Limit Line(dBμV/m)
= 43.54(dBμV/m) – 54(dBμV/m)
= -10.46(dB)

Both peak and average measured complies with the limit line, so test result is “PASS”.



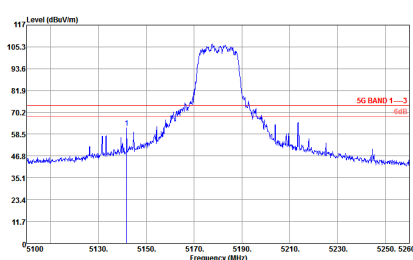
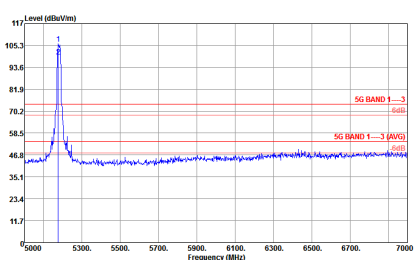
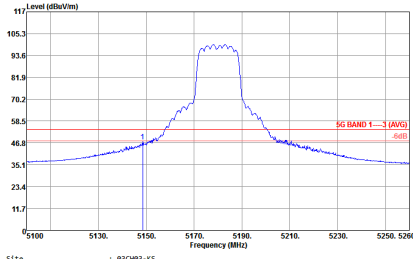
Appendix B. Radiated Spurious Emission

Note symbol

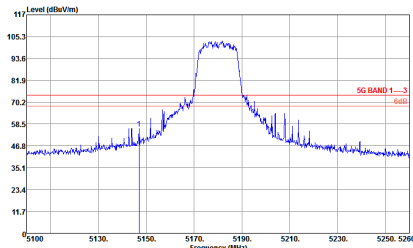
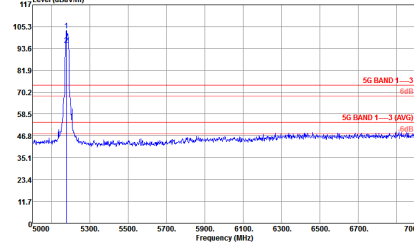
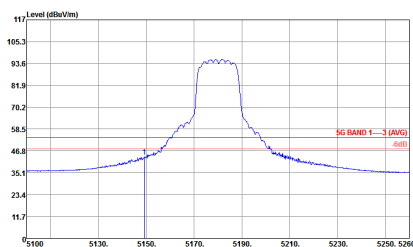
-L	Low channel location
-R	High channel location



Band 1 - 5150~5250MHz
WIFI 802.11a (Band Edge @ 3m)

WIFI	Band 1 5150~5250MHz Band Edge @ 3m																																																																																
ANT	802.11a CH36 5180MHz																																																																																
1+2	Horizontal	Fundamental																																																																															
Peak	 <p>Site : 03CH03-KS Condition : 5G BAND 1----3 3m HF ANT-201704-91200 HORIZONTAL Project : (FR) 760219 Mode : 1 Plane : Pad-X JME1 : Full-directivity PowerSetting : #4</p> <table border="1"> <thead> <tr> <th>Freq</th> <th>Level</th> <th>Over</th> <th>Limit</th> <th>ReadAntenna</th> <th>Cable Preamp</th> <th>A/Pos</th> <th>T/Pos</th> <th>Remark</th> <th>Pol/Phas</th> </tr> <tr> <th>MHz</th> <th>dBuV/m</th> <th>dB</th> <th>dBuV/m</th> <th>dBuV</th> <th>dB/m</th> <th>dB</th> <th>cm</th> <th>deg</th> <th></th> </tr> </thead> <tbody> <tr> <td>1</td> <td>5141.76</td> <td>61.88</td> <td>-12.12</td> <td>74.00</td> <td>59.32</td> <td>31.17</td> <td>7.92</td> <td>36.53</td> <td>100</td> <td>160</td> <td>Peak</td> <td>HORIZONTAL</td> </tr> </tbody> </table>	Freq	Level	Over	Limit	ReadAntenna	Cable Preamp	A/Pos	T/Pos	Remark	Pol/Phas	MHz	dBuV/m	dB	dBuV/m	dBuV	dB/m	dB	cm	deg		1	5141.76	61.88	-12.12	74.00	59.32	31.17	7.92	36.53	100	160	Peak	HORIZONTAL	 <p>Site : 03CH03-KS Condition : 5G BAND 1----3 3m HF ANT-201704-91200 HORIZONTAL Project : (FR) 760219 Mode : 1 Plane : Pad-X JME1 : Full-directivity PowerSetting : #4</p> <table border="1"> <thead> <tr> <th>Freq</th> <th>Level</th> <th>Over</th> <th>Limit</th> <th>ReadAntenna</th> <th>Cable Preamp</th> <th>A/Pos</th> <th>T/Pos</th> <th>Remark</th> <th>Pol/Phas</th> </tr> <tr> <th>MHz</th> <th>dBuV/m</th> <th>dB</th> <th>dBuV/m</th> <th>dBuV</th> <th>dB/m</th> <th>dB</th> <th>cm</th> <th>deg</th> <th></th> </tr> </thead> <tbody> <tr> <td>1</td> <td>5176.00</td> <td>186.24</td> <td>32.24</td> <td>74.00</td> <td>183.68</td> <td>31.14</td> <td>7.94</td> <td>36.52</td> <td>100</td> <td>160</td> <td>Peak</td> <td>HORIZONTAL</td> </tr> <tr> <td>2</td> <td>5176.00</td> <td>99.36</td> <td>45.36</td> <td>94.00</td> <td>96.00</td> <td>31.14</td> <td>7.94</td> <td>36.52</td> <td>100</td> <td>160</td> <td>Average</td> <td>HORIZONTAL</td> </tr> </tbody> </table>	Freq	Level	Over	Limit	ReadAntenna	Cable Preamp	A/Pos	T/Pos	Remark	Pol/Phas	MHz	dBuV/m	dB	dBuV/m	dBuV	dB/m	dB	cm	deg		1	5176.00	186.24	32.24	74.00	183.68	31.14	7.94	36.52	100	160	Peak	HORIZONTAL	2	5176.00	99.36	45.36	94.00	96.00	31.14	7.94	36.52	100	160	Average	HORIZONTAL
Freq	Level	Over	Limit	ReadAntenna	Cable Preamp	A/Pos	T/Pos	Remark	Pol/Phas																																																																								
MHz	dBuV/m	dB	dBuV/m	dBuV	dB/m	dB	cm	deg																																																																									
1	5141.76	61.88	-12.12	74.00	59.32	31.17	7.92	36.53	100	160	Peak	HORIZONTAL																																																																					
Freq	Level	Over	Limit	ReadAntenna	Cable Preamp	A/Pos	T/Pos	Remark	Pol/Phas																																																																								
MHz	dBuV/m	dB	dBuV/m	dBuV	dB/m	dB	cm	deg																																																																									
1	5176.00	186.24	32.24	74.00	183.68	31.14	7.94	36.52	100	160	Peak	HORIZONTAL																																																																					
2	5176.00	99.36	45.36	94.00	96.00	31.14	7.94	36.52	100	160	Average	HORIZONTAL																																																																					
Avg.	 <p>Site : 03CH03-KS Condition : 5G BAND 1----3 (AVG) 3m HF ANT-201704-91200 HORIZONTAL Project : (FR) 760219 Mode : 1 Plane : Pad-X JME1 : Full-directivity PowerSetting : #4</p> <table border="1"> <thead> <tr> <th>Freq</th> <th>Level</th> <th>Over</th> <th>Limit</th> <th>ReadAntenna</th> <th>Cable Preamp</th> <th>A/Pos</th> <th>T/Pos</th> <th>Remark</th> <th>Pol/Phas</th> </tr> <tr> <th>MHz</th> <th>dBuV/m</th> <th>dB</th> <th>dBuV/m</th> <th>dBuV</th> <th>dB/m</th> <th>dB</th> <th>cm</th> <th>deg</th> <th></th> </tr> </thead> <tbody> <tr> <td>1</td> <td>5148.48</td> <td>47.70</td> <td>-6.30</td> <td>54.00</td> <td>45.14</td> <td>31.17</td> <td>7.92</td> <td>36.53</td> <td>100</td> <td>160</td> <td>Average</td> <td>HORIZONTAL</td> </tr> </tbody> </table>	Freq	Level	Over	Limit	ReadAntenna	Cable Preamp	A/Pos	T/Pos	Remark	Pol/Phas	MHz	dBuV/m	dB	dBuV/m	dBuV	dB/m	dB	cm	deg		1	5148.48	47.70	-6.30	54.00	45.14	31.17	7.92	36.53	100	160	Average	HORIZONTAL																																															
Freq	Level	Over	Limit	ReadAntenna	Cable Preamp	A/Pos	T/Pos	Remark	Pol/Phas																																																																								
MHz	dBuV/m	dB	dBuV/m	dBuV	dB/m	dB	cm	deg																																																																									
1	5148.48	47.70	-6.30	54.00	45.14	31.17	7.92	36.53	100	160	Average	HORIZONTAL																																																																					



WIFI	Band 1 5150~5250MHz Band Edge @ 3m																																																																								
ANT	802.11a CH36 5180MHz																																																																								
1+2	Vertical	Fundamental																																																																							
Peak	 <p>Site : 03CH3-K5 Condition : 5G BAND 1---3 3m HF ANT-201704-91200 VERTICAL Project : SWT/Auto Node : (FR) 760219 Plane : Pad-X IMEI : Full-directivity PowerSetting : #4</p> <table border="1"> <thead> <tr> <th>Over</th> <th>Limit</th> <th>ReadAntenna</th> <th>Cable Preamp</th> <th>A/Pos</th> <th>T/Pos</th> <th>Remark</th> <th>Pol/Phas</th> </tr> <tr> <th>MHz</th> <th>dBuV/m</th> <th>dB</th> <th>dB/m</th> <th>dB</th> <th>cm</th> <th>deg</th> <th></th> </tr> </thead> <tbody> <tr> <td>1</td> <td>5147.04</td> <td>56.13</td> <td>-17.87</td> <td>74.00</td> <td>53.57</td> <td>31.17</td> <td>7.92</td> <td>36.53</td> <td>300</td> <td>299</td> <td>Peak</td> <td>VERTICAL</td> </tr> </tbody> </table>	Over	Limit	ReadAntenna	Cable Preamp	A/Pos	T/Pos	Remark	Pol/Phas	MHz	dBuV/m	dB	dB/m	dB	cm	deg		1	5147.04	56.13	-17.87	74.00	53.57	31.17	7.92	36.53	300	299	Peak	VERTICAL	 <p>Site : 03CH3-K5 Condition : 5G BAND 1---3 3m HF ANT-201704-91200 VERTICAL Project : SWT/Auto Node : (FR) 760219 Plane : Pad-X IMEI : Full-directivity PowerSetting : #4</p> <table border="1"> <thead> <tr> <th>Over</th> <th>Limit</th> <th>ReadAntenna</th> <th>Cable Preamp</th> <th>A/Pos</th> <th>T/Pos</th> <th>Remark</th> <th>Pol/Phas</th> </tr> <tr> <th>MHz</th> <th>dBuV/m</th> <th>dB</th> <th>dB/m</th> <th>dB</th> <th>cm</th> <th>deg</th> <th></th> </tr> </thead> <tbody> <tr> <td>1 *</td> <td>5178.00</td> <td>103.21</td> <td>29.21</td> <td>74.00</td> <td>100.05</td> <td>31.14</td> <td>7.94</td> <td>36.52</td> <td>300</td> <td>299</td> <td>Peak</td> <td>VERTICAL</td> </tr> <tr> <td>2 *</td> <td>5178.00</td> <td>95.64</td> <td>41.64</td> <td>54.00</td> <td>93.00</td> <td>31.14</td> <td>7.94</td> <td>36.52</td> <td>300</td> <td>299</td> <td>Average</td> <td>VERTICAL</td> </tr> </tbody> </table>	Over	Limit	ReadAntenna	Cable Preamp	A/Pos	T/Pos	Remark	Pol/Phas	MHz	dBuV/m	dB	dB/m	dB	cm	deg		1 *	5178.00	103.21	29.21	74.00	100.05	31.14	7.94	36.52	300	299	Peak	VERTICAL	2 *	5178.00	95.64	41.64	54.00	93.00	31.14	7.94	36.52	300	299	Average	VERTICAL
Over	Limit	ReadAntenna	Cable Preamp	A/Pos	T/Pos	Remark	Pol/Phas																																																																		
MHz	dBuV/m	dB	dB/m	dB	cm	deg																																																																			
1	5147.04	56.13	-17.87	74.00	53.57	31.17	7.92	36.53	300	299	Peak	VERTICAL																																																													
Over	Limit	ReadAntenna	Cable Preamp	A/Pos	T/Pos	Remark	Pol/Phas																																																																		
MHz	dBuV/m	dB	dB/m	dB	cm	deg																																																																			
1 *	5178.00	103.21	29.21	74.00	100.05	31.14	7.94	36.52	300	299	Peak	VERTICAL																																																													
2 *	5178.00	95.64	41.64	54.00	93.00	31.14	7.94	36.52	300	299	Average	VERTICAL																																																													
Avg.	 <p>Site : 03CH3-K5 Condition : 5G BAND 1---3 (AVG) 3m HF ANT-201704-91200 VERTICAL Project : SWT/Auto Node : (FR) 760219 Plane : Pad-X IMEI : Full-directivity PowerSetting : #4</p> <table border="1"> <thead> <tr> <th>Over</th> <th>Limit</th> <th>ReadAntenna</th> <th>Cable Preamp</th> <th>A/Pos</th> <th>T/Pos</th> <th>Remark</th> <th>Pol/Phas</th> </tr> <tr> <th>MHz</th> <th>dBuV/m</th> <th>dB</th> <th>dB/m</th> <th>dB</th> <th>cm</th> <th>deg</th> <th></th> </tr> </thead> <tbody> <tr> <td>1</td> <td>5149.28</td> <td>43.81</td> <td>-18.19</td> <td>54.00</td> <td>41.25</td> <td>31.17</td> <td>7.92</td> <td>36.53</td> <td>300</td> <td>299</td> <td>Average</td> <td>VERTICAL</td> </tr> </tbody> </table>	Over	Limit	ReadAntenna	Cable Preamp	A/Pos	T/Pos	Remark	Pol/Phas	MHz	dBuV/m	dB	dB/m	dB	cm	deg		1	5149.28	43.81	-18.19	54.00	41.25	31.17	7.92	36.53	300	299	Average	VERTICAL																																											
Over	Limit	ReadAntenna	Cable Preamp	A/Pos	T/Pos	Remark	Pol/Phas																																																																		
MHz	dBuV/m	dB	dB/m	dB	cm	deg																																																																			
1	5149.28	43.81	-18.19	54.00	41.25	31.17	7.92	36.53	300	299	Average	VERTICAL																																																													



WIFI	Band 1 5150~5250MHz Band Edge @ 3m																																																																													
ANT	802.11a CH44 5220MHz - L																																																																													
1+2	Horizontal	Fundamental																																																																												
<p>Peak</p>	<p>Site : 03CMB3-KS Condition : 5G BAND 1-3 3m HF ANT-201704-91200 HORIZONTAL Project : SHF:Auto Mode : (FR) 760219 Plane : 2 Plane : Pad-X : Full-directivity ZNE1 : 84 PowerSett1g : 15</p> <table border="1"> <thead> <tr> <th>Freq</th> <th>Level</th> <th>Over</th> <th>Limit</th> <th>ReadAntenna</th> <th>Cable Preamp</th> <th>A/Pos</th> <th>T/Pos</th> <th>Remark</th> <th>Pol/Phas</th> </tr> <tr> <th>MHz</th> <th>dBuV/m</th> <th>dB</th> <th>dBuV/m</th> <th>dBuV</th> <th>dB/m</th> <th>dB</th> <th>cm</th> <th>deg</th> <th></th> </tr> </thead> <tbody> <tr> <td>1</td> <td>5149.12</td> <td>45.71</td> <td>-28.29</td> <td>74.00</td> <td>43.15</td> <td>31.17</td> <td>7.92</td> <td>36.53</td> <td>100</td> <td>163 Peak</td> <td>HORIZONTAL</td> </tr> </tbody> </table>	Freq	Level	Over	Limit	ReadAntenna	Cable Preamp	A/Pos	T/Pos	Remark	Pol/Phas	MHz	dBuV/m	dB	dBuV/m	dBuV	dB/m	dB	cm	deg		1	5149.12	45.71	-28.29	74.00	43.15	31.17	7.92	36.53	100	163 Peak	HORIZONTAL	<p>Site : 03CMB3-KS Condition : 5G BAND 1-3 3m HF ANT-201704-91200 HORIZONTAL Project : SHF:Auto Mode : (FR) 760219 Plane : 2 Plane : Pad-X : Full-directivity ZNE1 : 84 PowerSett1g : 15</p> <table border="1"> <thead> <tr> <th>Freq</th> <th>Level</th> <th>Over</th> <th>Limit</th> <th>ReadAntenna</th> <th>Cable Preamp</th> <th>A/Pos</th> <th>T/Pos</th> <th>Remark</th> <th>Pol/Phas</th> </tr> <tr> <th>MHz</th> <th>dBuV/m</th> <th>dB</th> <th>dBuV/m</th> <th>dBuV</th> <th>dB/m</th> <th>dB</th> <th>cm</th> <th>deg</th> <th></th> </tr> </thead> <tbody> <tr> <td>1 *</td> <td>5222.00</td> <td>100.10</td> <td>34.10</td> <td>74.00</td> <td>105.50</td> <td>31.11</td> <td>7.99</td> <td>36.50</td> <td>100</td> <td>163 Peak</td> <td>HORIZONTAL</td> </tr> <tr> <td>2 *</td> <td>5222.00</td> <td>100.78</td> <td>46.78</td> <td>54.00</td> <td>98.18</td> <td>31.11</td> <td>7.99</td> <td>36.50</td> <td>100</td> <td>163 Average</td> <td>HORIZONTAL</td> </tr> </tbody> </table>	Freq	Level	Over	Limit	ReadAntenna	Cable Preamp	A/Pos	T/Pos	Remark	Pol/Phas	MHz	dBuV/m	dB	dBuV/m	dBuV	dB/m	dB	cm	deg		1 *	5222.00	100.10	34.10	74.00	105.50	31.11	7.99	36.50	100	163 Peak	HORIZONTAL	2 *	5222.00	100.78	46.78	54.00	98.18	31.11	7.99	36.50	100	163 Average	HORIZONTAL
Freq	Level	Over	Limit	ReadAntenna	Cable Preamp	A/Pos	T/Pos	Remark	Pol/Phas																																																																					
MHz	dBuV/m	dB	dBuV/m	dBuV	dB/m	dB	cm	deg																																																																						
1	5149.12	45.71	-28.29	74.00	43.15	31.17	7.92	36.53	100	163 Peak	HORIZONTAL																																																																			
Freq	Level	Over	Limit	ReadAntenna	Cable Preamp	A/Pos	T/Pos	Remark	Pol/Phas																																																																					
MHz	dBuV/m	dB	dBuV/m	dBuV	dB/m	dB	cm	deg																																																																						
1 *	5222.00	100.10	34.10	74.00	105.50	31.11	7.99	36.50	100	163 Peak	HORIZONTAL																																																																			
2 *	5222.00	100.78	46.78	54.00	98.18	31.11	7.99	36.50	100	163 Average	HORIZONTAL																																																																			
<p>Avg.</p>	<p>Site : 03CMB3-KS Condition : 5G BAND 1-3 3m HF ANT-201704-91200 HORIZONTAL Project : SHF:Auto Mode : (FR) 760219 Plane : 2 Plane : Pad-X : Full-directivity ZNE1 : 84 PowerSett1g : 15</p> <table border="1"> <thead> <tr> <th>Freq</th> <th>Level</th> <th>Over</th> <th>Limit</th> <th>ReadAntenna</th> <th>Cable Preamp</th> <th>A/Pos</th> <th>T/Pos</th> <th>Remark</th> <th>Pol/Phas</th> </tr> <tr> <th>MHz</th> <th>dBuV/m</th> <th>dB</th> <th>dBuV/m</th> <th>dBuV</th> <th>dB/m</th> <th>dB</th> <th>cm</th> <th>deg</th> <th></th> </tr> </thead> <tbody> <tr> <td>1</td> <td>5149.28</td> <td>37.12</td> <td>-16.88</td> <td>54.00</td> <td>34.56</td> <td>31.17</td> <td>7.92</td> <td>36.53</td> <td>100</td> <td>163 Average</td> <td>HORIZONTAL</td> </tr> </tbody> </table>	Freq	Level	Over	Limit	ReadAntenna	Cable Preamp	A/Pos	T/Pos	Remark	Pol/Phas	MHz	dBuV/m	dB	dBuV/m	dBuV	dB/m	dB	cm	deg		1	5149.28	37.12	-16.88	54.00	34.56	31.17	7.92	36.53	100	163 Average	HORIZONTAL																																													
Freq	Level	Over	Limit	ReadAntenna	Cable Preamp	A/Pos	T/Pos	Remark	Pol/Phas																																																																					
MHz	dBuV/m	dB	dBuV/m	dBuV	dB/m	dB	cm	deg																																																																						
1	5149.28	37.12	-16.88	54.00	34.56	31.17	7.92	36.53	100	163 Average	HORIZONTAL																																																																			



WIFI	Band 1 5150~5250MHz Band Edge @ 3m																																
ANT	802.11a CH44 5220MHz - R																																
1+2	Horizontal	Fundamental																															
<p>Peak</p>	<p>Site : 03CH3-VS Condition : 5G BAND 1-3 @ 3m HF ANT-201704-91280 HORIZONTAL Project : SWTAuto Node : (FR) 708219 Plane : : : PadsX : Full-directivity SWE : 44 PowerSetting : 15</p> <table border="1"> <thead> <tr> <th>Freq</th> <th>Level</th> <th>Over Limit</th> <th>ReadAntenna</th> <th>Cable Preamp</th> <th>A/Pos</th> <th>T/Pos</th> <th>Remark</th> <th>Pol/Phas</th> </tr> <tr> <th>NIC dBuV/m</th> <th>dB</th> <th>dBuV/m</th> <th>dBuV</th> <th>dB/m</th> <th>dB</th> <th>dB</th> <th>cm</th> <th>deg</th> </tr> </thead> <tbody> <tr> <td>1</td> <td>5368.86</td> <td>44.19</td> <td>-29.81</td> <td>74.00</td> <td>41.26</td> <td>30.96</td> <td>8.39</td> <td>36.42</td> <td>100</td> <td>163</td> <td>Peak</td> <td>HORIZONTAL</td> </tr> </tbody> </table>	Freq	Level	Over Limit	ReadAntenna	Cable Preamp	A/Pos	T/Pos	Remark	Pol/Phas	NIC dBuV/m	dB	dBuV/m	dBuV	dB/m	dB	dB	cm	deg	1	5368.86	44.19	-29.81	74.00	41.26	30.96	8.39	36.42	100	163	Peak	HORIZONTAL	
Freq	Level	Over Limit	ReadAntenna	Cable Preamp	A/Pos	T/Pos	Remark	Pol/Phas																									
NIC dBuV/m	dB	dBuV/m	dBuV	dB/m	dB	dB	cm	deg																									
1	5368.86	44.19	-29.81	74.00	41.26	30.96	8.39	36.42	100	163	Peak	HORIZONTAL																					
<p>Avg.</p>	<p>Site : 03CH3-VS Condition : 5G BAND 1-3 (AVG) 3m HF ANT-201704-91280 HORIZONTAL Project : SWTAuto Node : (FR) 708219 Plane : : : PadsX : Full-directivity SWE : 44 PowerSetting : 15</p> <table border="1"> <thead> <tr> <th>Freq</th> <th>Level</th> <th>Over Limit</th> <th>ReadAntenna</th> <th>Cable Preamp</th> <th>A/Pos</th> <th>T/Pos</th> <th>Remark</th> <th>Pol/Phas</th> </tr> <tr> <th>NIC dBuV/m</th> <th>dB</th> <th>dBuV/m</th> <th>dBuV</th> <th>dB/m</th> <th>dB</th> <th>dB</th> <th>cm</th> <th>deg</th> </tr> </thead> <tbody> <tr> <td>1</td> <td>5396.22</td> <td>35.35</td> <td>-18.65</td> <td>54.00</td> <td>32.35</td> <td>30.93</td> <td>8.48</td> <td>36.41</td> <td>100</td> <td>163</td> <td>Average</td> <td>HORIZONTAL</td> </tr> </tbody> </table>	Freq	Level	Over Limit	ReadAntenna	Cable Preamp	A/Pos	T/Pos	Remark	Pol/Phas	NIC dBuV/m	dB	dBuV/m	dBuV	dB/m	dB	dB	cm	deg	1	5396.22	35.35	-18.65	54.00	32.35	30.93	8.48	36.41	100	163	Average	HORIZONTAL	
Freq	Level	Over Limit	ReadAntenna	Cable Preamp	A/Pos	T/Pos	Remark	Pol/Phas																									
NIC dBuV/m	dB	dBuV/m	dBuV	dB/m	dB	dB	cm	deg																									
1	5396.22	35.35	-18.65	54.00	32.35	30.93	8.48	36.41	100	163	Average	HORIZONTAL																					

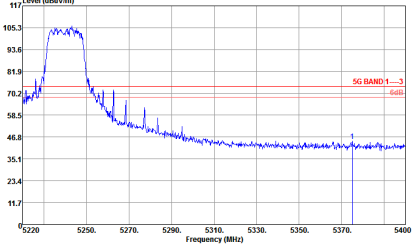
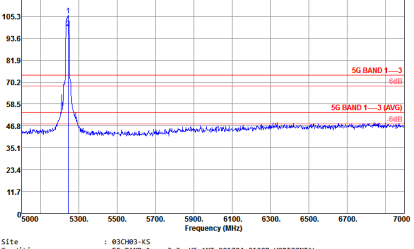
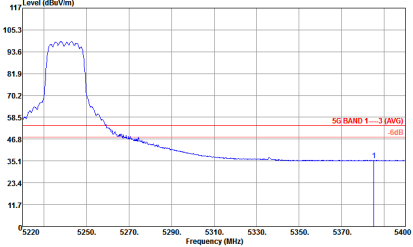


WIFI	Band 1 5150~5250MHz Band Edge @ 3m																																																																										
ANT	802.11a CH44 5220MHz - L																																																																										
1+2	Vertical	Fundamental																																																																									
Peak	<pre> Site : 03CH03-KS Condition : SG BAND 1----3 3m HF ANT-201704-91200 VERTICAL Project : SUT-Auto Project : (FR) 760219 Model : 2 Plane : Pad+X Plane : Full-directivity IMEI : #4 Powersettig : 15 </pre> <table border="1"> <thead> <tr> <th>Over</th> <th>Limit</th> <th>ReadAntenna</th> <th>Cable Preamp</th> <th>A/Pos</th> <th>T/Pos</th> <th>Remark</th> <th>Pol/Phas</th> </tr> <tr> <th>NIz</th> <th>dBuV/m</th> <th>dB</th> <th>dBuV/m</th> <th>dBuV</th> <th>dB/m</th> <th>dB</th> <th>cm</th> <th>deg</th> </tr> </thead> <tbody> <tr> <td>1</td> <td>5162.24</td> <td>45.04</td> <td>-28.96</td> <td>74.00</td> <td>42.48</td> <td>31.17</td> <td>7.92</td> <td>36.53</td> <td>300</td> <td>300</td> <td>Peak</td> <td>VERTICAL</td> </tr> </tbody> </table>	Over	Limit	ReadAntenna	Cable Preamp	A/Pos	T/Pos	Remark	Pol/Phas	NIz	dBuV/m	dB	dBuV/m	dBuV	dB/m	dB	cm	deg	1	5162.24	45.04	-28.96	74.00	42.48	31.17	7.92	36.53	300	300	Peak	VERTICAL	<pre> Site : 03CH03-KS Condition : SG BAND 1----3 3m HF ANT-201704-91200 VERTICAL Project : SUT-Auto Project : (FR) 760219 Model : 2 Plane : Pad+X Plane : Full-directivity IMEI : #4 Powersettig : 15 </pre> <table border="1"> <thead> <tr> <th>Over</th> <th>Limit</th> <th>ReadAntenna</th> <th>Cable Preamp</th> <th>A/Pos</th> <th>T/Pos</th> <th>Remark</th> <th>Pol/Phas</th> </tr> <tr> <th>NIz</th> <th>dBuV/m</th> <th>dB</th> <th>dBuV/m</th> <th>dBuV</th> <th>dB/m</th> <th>dB</th> <th>cm</th> <th>deg</th> </tr> </thead> <tbody> <tr> <td>1</td> <td>5220.00</td> <td>103.66</td> <td>29.66</td> <td>74.00</td> <td>103.00</td> <td>31.11</td> <td>7.99</td> <td>36.58</td> <td>300</td> <td>300</td> <td>Peak</td> <td>VERTICAL</td> </tr> <tr> <td>2</td> <td>5220.00</td> <td>96.92</td> <td>42.92</td> <td>54.00</td> <td>93.92</td> <td>31.11</td> <td>7.99</td> <td>36.58</td> <td>300</td> <td>300</td> <td>Average</td> <td>VERTICAL</td> </tr> </tbody> </table>	Over	Limit	ReadAntenna	Cable Preamp	A/Pos	T/Pos	Remark	Pol/Phas	NIz	dBuV/m	dB	dBuV/m	dBuV	dB/m	dB	cm	deg	1	5220.00	103.66	29.66	74.00	103.00	31.11	7.99	36.58	300	300	Peak	VERTICAL	2	5220.00	96.92	42.92	54.00	93.92	31.11	7.99	36.58	300	300	Average	VERTICAL
Over	Limit	ReadAntenna	Cable Preamp	A/Pos	T/Pos	Remark	Pol/Phas																																																																				
NIz	dBuV/m	dB	dBuV/m	dBuV	dB/m	dB	cm	deg																																																																			
1	5162.24	45.04	-28.96	74.00	42.48	31.17	7.92	36.53	300	300	Peak	VERTICAL																																																															
Over	Limit	ReadAntenna	Cable Preamp	A/Pos	T/Pos	Remark	Pol/Phas																																																																				
NIz	dBuV/m	dB	dBuV/m	dBuV	dB/m	dB	cm	deg																																																																			
1	5220.00	103.66	29.66	74.00	103.00	31.11	7.99	36.58	300	300	Peak	VERTICAL																																																															
2	5220.00	96.92	42.92	54.00	93.92	31.11	7.99	36.58	300	300	Average	VERTICAL																																																															
Avg.	<pre> Site : 03CH03-KS Condition : SG BAND 1----3 (AVG) 3m HF ANT-201704-91200 VERTICAL Project : SUT-Auto Project : (FR) 760219 Model : 2 Plane : Pad+X Plane : Full-directivity IMEI : #4 Powersettig : 15 </pre> <table border="1"> <thead> <tr> <th>Over</th> <th>Limit</th> <th>ReadAntenna</th> <th>Cable Preamp</th> <th>A/Pos</th> <th>T/Pos</th> <th>Remark</th> <th>Pol/Phas</th> </tr> <tr> <th>NIz</th> <th>dBuV/m</th> <th>dB</th> <th>dBuV/m</th> <th>dBuV</th> <th>dB/m</th> <th>dB</th> <th>cm</th> <th>deg</th> </tr> </thead> <tbody> <tr> <td>1</td> <td>5169.92</td> <td>36.46</td> <td>-17.54</td> <td>54.00</td> <td>33.90</td> <td>31.17</td> <td>7.92</td> <td>36.53</td> <td>300</td> <td>300</td> <td>Average</td> <td>VERTICAL</td> </tr> </tbody> </table>	Over	Limit	ReadAntenna	Cable Preamp	A/Pos	T/Pos	Remark	Pol/Phas	NIz	dBuV/m	dB	dBuV/m	dBuV	dB/m	dB	cm	deg	1	5169.92	36.46	-17.54	54.00	33.90	31.17	7.92	36.53	300	300	Average	VERTICAL																																												
Over	Limit	ReadAntenna	Cable Preamp	A/Pos	T/Pos	Remark	Pol/Phas																																																																				
NIz	dBuV/m	dB	dBuV/m	dBuV	dB/m	dB	cm	deg																																																																			
1	5169.92	36.46	-17.54	54.00	33.90	31.17	7.92	36.53	300	300	Average	VERTICAL																																																															

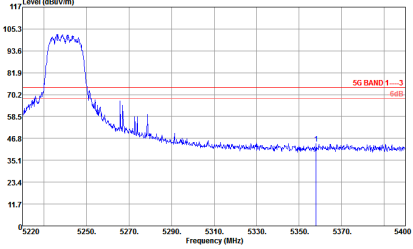
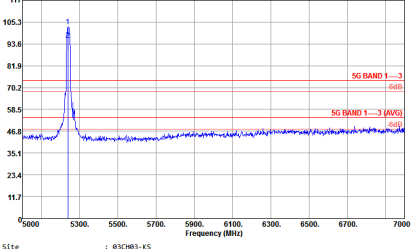
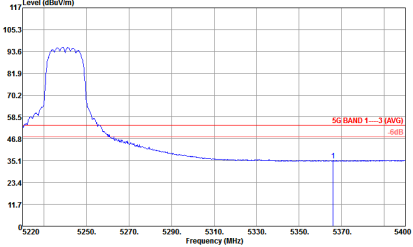


WIFI	Band 1 5150~5250MHz Band Edge @ 3m	
ANT	802.11a CH44 5220MHz - R	
1+2	Vertical	Fundamental
<p>Peak</p>	<pre> Site : 630W3-K5 Condition : 5G BAND 1----3 3m HF ANT-201704-91200 VERTICAL Project : (FR) 760219 Mode : 2 Plane : Pad-X Plane : Full-directivity IMEI : 44 PowerSett : 15 Over Limit ReadAntenna Cable Preamp A/Pos T/Pos Limit Line Level Factor Loss Factor dB cm deg 1 5398.74 44.00 -29.20 74.00 41.80 30.93 8.48 36.41 300 300 Peak VERTICAL </pre>	
<p>Avg.</p>	<pre> Site : 630W3-K5 Condition : 5G BAND 1----3 (AVG) 3m HF ANT-201704-91200 VERTICAL Project : (FR) 760219 Mode : 2 Plane : Pad-X Plane : Full-directivity IMEI : 44 PowerSett : 15 Over Limit ReadAntenna Cable Preamp A/Pos T/Pos Limit Line Level Factor Loss Factor dB cm deg 1 5399.46 35.18 -18.82 54.00 32.18 30.93 8.48 36.41 300 300 Average VERTICAL </pre>	



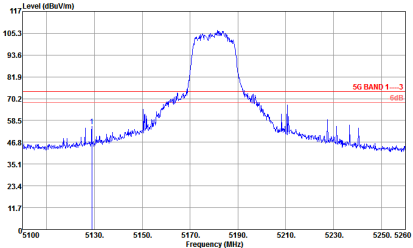
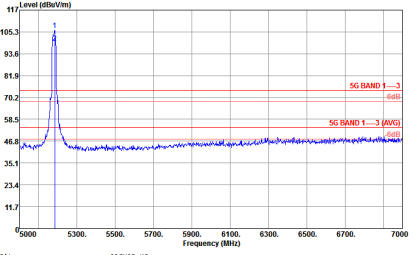
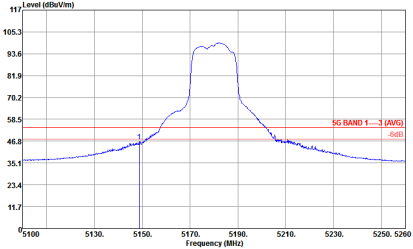
WIFI	Band 1 5150~5250MHz Band Edge @ 3m																																																																																	
ANT	802.11a CH48 5240MHz - L																																																																																	
1+2	Horizontal	Fundamental																																																																																
Peak	 <p>Site : 83CH3-KS Condition : SG BAND 1----3 3m HF ANT-201704-91280 HORIZONTAL Project : SHF-Auto Mode : (FR) 760219 Plane : 3 Plane : Pad-X Plane : Full-directivity MEI : 44 PowerSettig : 13.5</p> <table border="1"> <thead> <tr> <th>Freq</th> <th>Level</th> <th>Over</th> <th>Limit</th> <th>ReadAntenna</th> <th>Cable</th> <th>Preamp</th> <th>A/Pos</th> <th>T/Pos</th> <th>Remark</th> <th>Pol/Phas</th> </tr> <tr> <th>MHz</th> <th>dBuV/m</th> <th>dB</th> <th>dBuV/m</th> <th>dBuV</th> <th>dB/m</th> <th>dB</th> <th>dB</th> <th>cm</th> <th>deg</th> <th></th> </tr> </thead> <tbody> <tr> <td>1</td> <td>5374.98</td> <td>44.57</td> <td>-29.43</td> <td>74.00</td> <td>41.64</td> <td>30.96</td> <td>8.39</td> <td>36.42</td> <td>100</td> <td>165 Peak</td> <td>HORIZONTAL</td> </tr> </tbody> </table>	Freq	Level	Over	Limit	ReadAntenna	Cable	Preamp	A/Pos	T/Pos	Remark	Pol/Phas	MHz	dBuV/m	dB	dBuV/m	dBuV	dB/m	dB	dB	cm	deg		1	5374.98	44.57	-29.43	74.00	41.64	30.96	8.39	36.42	100	165 Peak	HORIZONTAL	 <p>Site : 83CH3-KS Condition : SG BAND 1----3 3m HF ANT-201704-91280 HORIZONTAL Project : SHF-Auto Mode : (FR) 760219 Plane : Pad-X Plane : Full-directivity MEI : 44 PowerSettig : 13.5</p> <table border="1"> <thead> <tr> <th>Freq</th> <th>Level</th> <th>Over</th> <th>Limit</th> <th>ReadAntenna</th> <th>Cable</th> <th>Preamp</th> <th>A/Pos</th> <th>T/Pos</th> <th>Remark</th> <th>Pol/Phas</th> </tr> <tr> <th>MHz</th> <th>dBuV/m</th> <th>dB</th> <th>dBuV/m</th> <th>dBuV</th> <th>dB/m</th> <th>dB</th> <th>dB</th> <th>cm</th> <th>deg</th> <th></th> </tr> </thead> <tbody> <tr> <td>1</td> <td>5244.00</td> <td>185.76</td> <td>31.76</td> <td>74.00</td> <td>183.09</td> <td>31.07</td> <td>8.00</td> <td>36.48</td> <td>100</td> <td>165 Peak</td> <td>HORIZONTAL</td> </tr> <tr> <td>2</td> <td>5244.00</td> <td>98.93</td> <td>44.93</td> <td>54.00</td> <td>96.26</td> <td>31.07</td> <td>8.00</td> <td>36.48</td> <td>100</td> <td>165 Average</td> <td>HORIZONTAL</td> </tr> </tbody> </table>	Freq	Level	Over	Limit	ReadAntenna	Cable	Preamp	A/Pos	T/Pos	Remark	Pol/Phas	MHz	dBuV/m	dB	dBuV/m	dBuV	dB/m	dB	dB	cm	deg		1	5244.00	185.76	31.76	74.00	183.09	31.07	8.00	36.48	100	165 Peak	HORIZONTAL	2	5244.00	98.93	44.93	54.00	96.26	31.07	8.00	36.48	100	165 Average	HORIZONTAL
Freq	Level	Over	Limit	ReadAntenna	Cable	Preamp	A/Pos	T/Pos	Remark	Pol/Phas																																																																								
MHz	dBuV/m	dB	dBuV/m	dBuV	dB/m	dB	dB	cm	deg																																																																									
1	5374.98	44.57	-29.43	74.00	41.64	30.96	8.39	36.42	100	165 Peak	HORIZONTAL																																																																							
Freq	Level	Over	Limit	ReadAntenna	Cable	Preamp	A/Pos	T/Pos	Remark	Pol/Phas																																																																								
MHz	dBuV/m	dB	dBuV/m	dBuV	dB/m	dB	dB	cm	deg																																																																									
1	5244.00	185.76	31.76	74.00	183.09	31.07	8.00	36.48	100	165 Peak	HORIZONTAL																																																																							
2	5244.00	98.93	44.93	54.00	96.26	31.07	8.00	36.48	100	165 Average	HORIZONTAL																																																																							
Avg.	 <p>Site : 83CH3-KS Condition : SG BAND 1----3 (AVG) 3m HF ANT-201704-91280 HORIZONTAL Project : SHF-Auto Mode : (FR) 760219 Plane : 3 Plane : Pad-X Plane : Full-directivity MEI : 44 PowerSettig : 13.5</p> <table border="1"> <thead> <tr> <th>Freq</th> <th>Level</th> <th>Over</th> <th>Limit</th> <th>ReadAntenna</th> <th>Cable</th> <th>Preamp</th> <th>A/Pos</th> <th>T/Pos</th> <th>Remark</th> <th>Pol/Phas</th> </tr> <tr> <th>MHz</th> <th>dBuV/m</th> <th>dB</th> <th>dBuV/m</th> <th>dBuV</th> <th>dB/m</th> <th>dB</th> <th>dB</th> <th>cm</th> <th>deg</th> <th></th> </tr> </thead> <tbody> <tr> <td>1</td> <td>5385.24</td> <td>35.66</td> <td>-18.34</td> <td>54.00</td> <td>32.71</td> <td>30.94</td> <td>8.43</td> <td>36.42</td> <td>100</td> <td>165 Average</td> <td>HORIZONTAL</td> </tr> </tbody> </table>	Freq	Level	Over	Limit	ReadAntenna	Cable	Preamp	A/Pos	T/Pos	Remark	Pol/Phas	MHz	dBuV/m	dB	dBuV/m	dBuV	dB/m	dB	dB	cm	deg		1	5385.24	35.66	-18.34	54.00	32.71	30.94	8.43	36.42	100	165 Average	HORIZONTAL																																															
Freq	Level	Over	Limit	ReadAntenna	Cable	Preamp	A/Pos	T/Pos	Remark	Pol/Phas																																																																								
MHz	dBuV/m	dB	dBuV/m	dBuV	dB/m	dB	dB	cm	deg																																																																									
1	5385.24	35.66	-18.34	54.00	32.71	30.94	8.43	36.42	100	165 Average	HORIZONTAL																																																																							



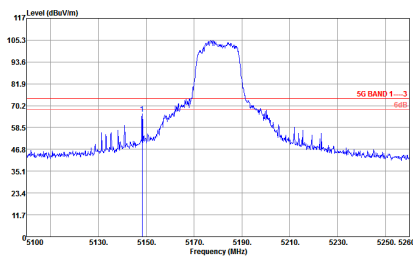
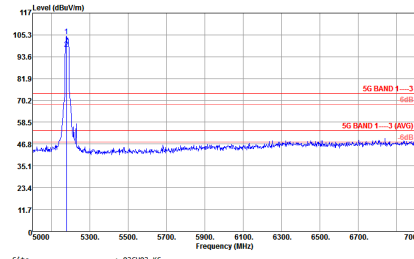
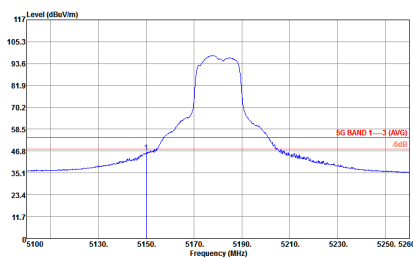
WIFI	Band 1 5150~5250MHz Band Edge @ 3m																																																																																	
ANT	802.11a CH48 5240MHz - L																																																																																	
1+2	Vertical	Fundamental																																																																																
Peak	 <p>Site : 03CH3-K5 Condition : 5G BAND 1----3 3m HF ANT-201704-91200 VERTICAL Project : SHF:Auto Mode : (FR) 760219 Plane : 3 JMEI : Pad-X PowerSetting : Full-directivity JMEI : 44 PowerSetting : 13.5</p> <table border="1"> <thead> <tr> <th>Freq</th> <th>Level</th> <th>Over</th> <th>Limit</th> <th>ReadAntenna</th> <th>Cable</th> <th>Preamp</th> <th>A/Pos</th> <th>T/Pos</th> <th>Remark</th> <th>Pol/Phas</th> </tr> <tr> <th>MHz</th> <th>dBuV/m</th> <th>dB</th> <th>dBuV/m</th> <th>dBuV</th> <th>dB/m</th> <th>dB</th> <th>dB</th> <th>cm</th> <th>deg</th> <th></th> </tr> </thead> <tbody> <tr> <td>1</td> <td>5358.06</td> <td>43.86</td> <td>-30.14</td> <td>74.00</td> <td>40.97</td> <td>30.98</td> <td>8.34</td> <td>36.43</td> <td>300</td> <td>307 Peak</td> <td>VERTICAL</td> </tr> </tbody> </table>	Freq	Level	Over	Limit	ReadAntenna	Cable	Preamp	A/Pos	T/Pos	Remark	Pol/Phas	MHz	dBuV/m	dB	dBuV/m	dBuV	dB/m	dB	dB	cm	deg		1	5358.06	43.86	-30.14	74.00	40.97	30.98	8.34	36.43	300	307 Peak	VERTICAL	 <p>Site : 03CH3-K5 Condition : 5G BAND 1----3 3m HF ANT-201704-91200 VERTICAL Project : SHF:Auto Mode : (FR) 760219 Plane : 3 JMEI : Pad-X PowerSetting : Full-directivity JMEI : 44 PowerSetting : 13.5</p> <table border="1"> <thead> <tr> <th>Freq</th> <th>Level</th> <th>Over</th> <th>Limit</th> <th>ReadAntenna</th> <th>Cable</th> <th>Preamp</th> <th>A/Pos</th> <th>T/Pos</th> <th>Remark</th> <th>Pol/Phas</th> </tr> <tr> <th>MHz</th> <th>dBuV/m</th> <th>dB</th> <th>dBuV/m</th> <th>dBuV</th> <th>dB/m</th> <th>dB</th> <th>dB</th> <th>cm</th> <th>deg</th> <th></th> </tr> </thead> <tbody> <tr> <td>1</td> <td>5358.00</td> <td>103.05</td> <td>29.05</td> <td>74.00</td> <td>100.41</td> <td>31.09</td> <td>8.04</td> <td>36.49</td> <td>300</td> <td>307 Peak</td> <td>VERTICAL</td> </tr> <tr> <td>2</td> <td>5358.00</td> <td>95.71</td> <td>41.71</td> <td>54.00</td> <td>93.07</td> <td>31.09</td> <td>8.04</td> <td>36.49</td> <td>300</td> <td>307 Average</td> <td>VERTICAL</td> </tr> </tbody> </table>	Freq	Level	Over	Limit	ReadAntenna	Cable	Preamp	A/Pos	T/Pos	Remark	Pol/Phas	MHz	dBuV/m	dB	dBuV/m	dBuV	dB/m	dB	dB	cm	deg		1	5358.00	103.05	29.05	74.00	100.41	31.09	8.04	36.49	300	307 Peak	VERTICAL	2	5358.00	95.71	41.71	54.00	93.07	31.09	8.04	36.49	300	307 Average	VERTICAL
Freq	Level	Over	Limit	ReadAntenna	Cable	Preamp	A/Pos	T/Pos	Remark	Pol/Phas																																																																								
MHz	dBuV/m	dB	dBuV/m	dBuV	dB/m	dB	dB	cm	deg																																																																									
1	5358.06	43.86	-30.14	74.00	40.97	30.98	8.34	36.43	300	307 Peak	VERTICAL																																																																							
Freq	Level	Over	Limit	ReadAntenna	Cable	Preamp	A/Pos	T/Pos	Remark	Pol/Phas																																																																								
MHz	dBuV/m	dB	dBuV/m	dBuV	dB/m	dB	dB	cm	deg																																																																									
1	5358.00	103.05	29.05	74.00	100.41	31.09	8.04	36.49	300	307 Peak	VERTICAL																																																																							
2	5358.00	95.71	41.71	54.00	93.07	31.09	8.04	36.49	300	307 Average	VERTICAL																																																																							
Avg.	 <p>Site : 03CH3-K5 Condition : 5G BAND 1----3 (AVG) 3m HF ANT-201704-91200 VERTICAL Project : SHF:Auto Mode : (FR) 760219 Plane : 3 JMEI : Pad-X PowerSetting : Full-directivity JMEI : 44 PowerSetting : 13.5</p> <table border="1"> <thead> <tr> <th>Freq</th> <th>Level</th> <th>Over</th> <th>Limit</th> <th>ReadAntenna</th> <th>Cable</th> <th>Preamp</th> <th>A/Pos</th> <th>T/Pos</th> <th>Remark</th> <th>Pol/Phas</th> </tr> <tr> <th>MHz</th> <th>dBuV/m</th> <th>dB</th> <th>dBuV/m</th> <th>dBuV</th> <th>dB/m</th> <th>dB</th> <th>dB</th> <th>cm</th> <th>deg</th> <th></th> </tr> </thead> <tbody> <tr> <td>1</td> <td>5365.98</td> <td>35.31</td> <td>-18.69</td> <td>54.00</td> <td>32.38</td> <td>30.96</td> <td>8.39</td> <td>36.42</td> <td>300</td> <td>307 Average</td> <td>VERTICAL</td> </tr> </tbody> </table>	Freq	Level	Over	Limit	ReadAntenna	Cable	Preamp	A/Pos	T/Pos	Remark	Pol/Phas	MHz	dBuV/m	dB	dBuV/m	dBuV	dB/m	dB	dB	cm	deg		1	5365.98	35.31	-18.69	54.00	32.38	30.96	8.39	36.42	300	307 Average	VERTICAL																																															
Freq	Level	Over	Limit	ReadAntenna	Cable	Preamp	A/Pos	T/Pos	Remark	Pol/Phas																																																																								
MHz	dBuV/m	dB	dBuV/m	dBuV	dB/m	dB	dB	cm	deg																																																																									
1	5365.98	35.31	-18.69	54.00	32.38	30.96	8.39	36.42	300	307 Average	VERTICAL																																																																							



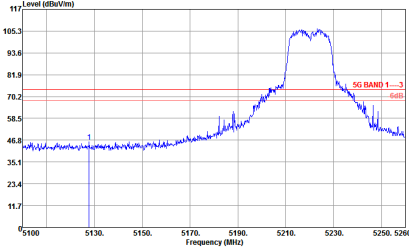
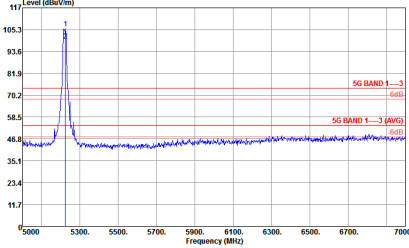
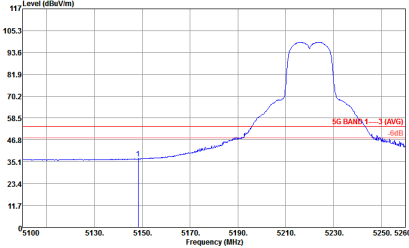
Band 1 5150~5250MHz
WIFI 802.11ac VHT20 (Band Edge @ 3m)

WIFI	Band 1 5150~5250MHz Band Edge @ 3m																																																																													
ANT	802.11ac VHT20 CH36 5180MHz																																																																													
1+2	Horizontal	Fundamental																																																																												
Peak	 <p>Site : 03CH3-K5 Condition : 5G_BAND 1----3 3m HF ANT-201704-91280 HORIZONTAL Project : (FR) 760219 Node : 18 Plane : Pad-x Plane : Single-directivity MEE : 44 PowerSetting : 33.5</p> <table border="1"> <thead> <tr> <th>Freq</th> <th>Level</th> <th>Over</th> <th>Limit</th> <th>ReadAntenna</th> <th>Cable Preamp</th> <th>A/Pos</th> <th>T/Pos</th> <th>Remark</th> <th>Pol/Phas</th> </tr> <tr> <th>MHz</th> <th>dBuV/m</th> <th>dB</th> <th>dBuV/m</th> <th>dBuV</th> <th>dB/m</th> <th>dB</th> <th>cm</th> <th>deg</th> <th></th> </tr> </thead> <tbody> <tr> <td>1</td> <td>5128.96</td> <td>55.48</td> <td>-18.52</td> <td>74.00</td> <td>52.92</td> <td>31.19</td> <td>7.91</td> <td>36.54</td> <td>100</td> <td>146 Peak</td> <td>HORIZONTAL</td> </tr> </tbody> </table>	Freq	Level	Over	Limit	ReadAntenna	Cable Preamp	A/Pos	T/Pos	Remark	Pol/Phas	MHz	dBuV/m	dB	dBuV/m	dBuV	dB/m	dB	cm	deg		1	5128.96	55.48	-18.52	74.00	52.92	31.19	7.91	36.54	100	146 Peak	HORIZONTAL	 <p>Site : 03CH3-K5 Condition : 5G_BAND 1----3 3m HF ANT-201704-91280 HORIZONTAL Project : (FR) 760219 Node : 18 Plane : Pad-x Plane : Single-directivity MEE : 44 PowerSetting : 33.5</p> <table border="1"> <thead> <tr> <th>Freq</th> <th>Level</th> <th>Over</th> <th>Limit</th> <th>ReadAntenna</th> <th>Cable Preamp</th> <th>A/Pos</th> <th>T/Pos</th> <th>Remark</th> <th>Pol/Phas</th> </tr> <tr> <th>MHz</th> <th>dBuV/m</th> <th>dB</th> <th>dBuV/m</th> <th>dBuV</th> <th>dB/m</th> <th>dB</th> <th>cm</th> <th>deg</th> <th></th> </tr> </thead> <tbody> <tr> <td>1*</td> <td>5184.00</td> <td>96.14</td> <td>32.14</td> <td>74.00</td> <td>183.55</td> <td>11.14</td> <td>7.94</td> <td>36.52</td> <td>100</td> <td>146 Peak</td> <td>HORIZONTAL</td> </tr> <tr> <td>2*</td> <td>5184.00</td> <td>99.26</td> <td>45.26</td> <td>54.00</td> <td>96.70</td> <td>31.14</td> <td>7.34</td> <td>36.52</td> <td>100</td> <td>146 Average</td> <td>HORIZONTAL</td> </tr> </tbody> </table>	Freq	Level	Over	Limit	ReadAntenna	Cable Preamp	A/Pos	T/Pos	Remark	Pol/Phas	MHz	dBuV/m	dB	dBuV/m	dBuV	dB/m	dB	cm	deg		1*	5184.00	96.14	32.14	74.00	183.55	11.14	7.94	36.52	100	146 Peak	HORIZONTAL	2*	5184.00	99.26	45.26	54.00	96.70	31.14	7.34	36.52	100	146 Average	HORIZONTAL
Freq	Level	Over	Limit	ReadAntenna	Cable Preamp	A/Pos	T/Pos	Remark	Pol/Phas																																																																					
MHz	dBuV/m	dB	dBuV/m	dBuV	dB/m	dB	cm	deg																																																																						
1	5128.96	55.48	-18.52	74.00	52.92	31.19	7.91	36.54	100	146 Peak	HORIZONTAL																																																																			
Freq	Level	Over	Limit	ReadAntenna	Cable Preamp	A/Pos	T/Pos	Remark	Pol/Phas																																																																					
MHz	dBuV/m	dB	dBuV/m	dBuV	dB/m	dB	cm	deg																																																																						
1*	5184.00	96.14	32.14	74.00	183.55	11.14	7.94	36.52	100	146 Peak	HORIZONTAL																																																																			
2*	5184.00	99.26	45.26	54.00	96.70	31.14	7.34	36.52	100	146 Average	HORIZONTAL																																																																			
Avg.	 <p>Site : 03CH3-K5 Condition : 5G_BAND 1----3 (AVG) 3m HF ANT-201704-91280 HORIZONTAL Project : (FR) 760219 Node : 18 Plane : Pad-x Plane : Single-directivity MEE : 44 PowerSetting : 33.5</p> <table border="1"> <thead> <tr> <th>Freq</th> <th>Level</th> <th>Over</th> <th>Limit</th> <th>ReadAntenna</th> <th>Cable Preamp</th> <th>A/Pos</th> <th>T/Pos</th> <th>Remark</th> <th>Pol/Phas</th> </tr> <tr> <th>MHz</th> <th>dBuV/m</th> <th>dB</th> <th>dBuV/m</th> <th>dBuV</th> <th>dB/m</th> <th>dB</th> <th>cm</th> <th>deg</th> <th></th> </tr> </thead> <tbody> <tr> <td>1</td> <td>5148.88</td> <td>46.74</td> <td>-7.26</td> <td>54.00</td> <td>44.18</td> <td>31.17</td> <td>7.92</td> <td>36.53</td> <td>100</td> <td>146 Average</td> <td>HORIZONTAL</td> </tr> </tbody> </table>	Freq	Level	Over	Limit	ReadAntenna	Cable Preamp	A/Pos	T/Pos	Remark	Pol/Phas	MHz	dBuV/m	dB	dBuV/m	dBuV	dB/m	dB	cm	deg		1	5148.88	46.74	-7.26	54.00	44.18	31.17	7.92	36.53	100	146 Average	HORIZONTAL																																													
Freq	Level	Over	Limit	ReadAntenna	Cable Preamp	A/Pos	T/Pos	Remark	Pol/Phas																																																																					
MHz	dBuV/m	dB	dBuV/m	dBuV	dB/m	dB	cm	deg																																																																						
1	5148.88	46.74	-7.26	54.00	44.18	31.17	7.92	36.53	100	146 Average	HORIZONTAL																																																																			



WIFI	Band 1 5150~5250MHz Band Edge @ 3m																																																																													
ANT	802.11ac VHT20 CH36 5180MHz																																																																													
1+2	Vertical	Fundamental																																																																												
Peak	 <p>Site : 03CH3-KS Condition : SG BAND 1----3 3m HF ANT-201704-91200 VERTICAL Project : (FR) 760219 Node : 10 Plane : PadX JMET : Single-directivity PowerSetting : 13.5</p> <table border="1"> <thead> <tr> <th>Freq</th> <th>Level</th> <th>Over</th> <th>Limit</th> <th>ReadAntenna</th> <th>Cable Preamp</th> <th>A/Pos</th> <th>T/Pos</th> <th>Remark</th> <th>Pol/Phas</th> </tr> <tr> <th>MHz</th> <th>dBuV/m</th> <th>dB</th> <th>dBuV/m</th> <th>dBuV</th> <th>dB/m</th> <th>dB</th> <th>cm</th> <th>deg</th> <th></th> </tr> </thead> <tbody> <tr> <td>1</td> <td>5148.32</td> <td>65.68</td> <td>-8.32</td> <td>74.00</td> <td>63.12</td> <td>31.17</td> <td>7.92</td> <td>36.53</td> <td>333</td> <td>72 Peak</td> <td>VERTICAL</td> </tr> </tbody> </table>	Freq	Level	Over	Limit	ReadAntenna	Cable Preamp	A/Pos	T/Pos	Remark	Pol/Phas	MHz	dBuV/m	dB	dBuV/m	dBuV	dB/m	dB	cm	deg		1	5148.32	65.68	-8.32	74.00	63.12	31.17	7.92	36.53	333	72 Peak	VERTICAL	 <p>Site : 03CH3-KS Condition : SG BAND 1----3 3m HF ANT-201704-91200 VERTICAL Project : (FR) 760219 Node : 10 Plane : PadX JMET : Single-directivity PowerSetting : 13.5</p> <table border="1"> <thead> <tr> <th>Freq</th> <th>Level</th> <th>Over</th> <th>Limit</th> <th>ReadAntenna</th> <th>Cable Preamp</th> <th>A/Pos</th> <th>T/Pos</th> <th>Remark</th> <th>Pol/Phas</th> </tr> <tr> <th>MHz</th> <th>dBuV/m</th> <th>dB</th> <th>dBuV/m</th> <th>dBuV</th> <th>dB/m</th> <th>dB</th> <th>cm</th> <th>deg</th> <th></th> </tr> </thead> <tbody> <tr> <td>1 *</td> <td>5178.00</td> <td>104.62</td> <td>38.62</td> <td>74.00</td> <td>102.06</td> <td>31.14</td> <td>7.94</td> <td>36.52</td> <td>333</td> <td>72 Peak</td> <td>VERTICAL</td> </tr> <tr> <td>2 *</td> <td>5178.00</td> <td>97.68</td> <td>43.68</td> <td>54.00</td> <td>95.12</td> <td>31.14</td> <td>7.94</td> <td>36.52</td> <td>333</td> <td>72 Average</td> <td>VERTICAL</td> </tr> </tbody> </table>	Freq	Level	Over	Limit	ReadAntenna	Cable Preamp	A/Pos	T/Pos	Remark	Pol/Phas	MHz	dBuV/m	dB	dBuV/m	dBuV	dB/m	dB	cm	deg		1 *	5178.00	104.62	38.62	74.00	102.06	31.14	7.94	36.52	333	72 Peak	VERTICAL	2 *	5178.00	97.68	43.68	54.00	95.12	31.14	7.94	36.52	333	72 Average	VERTICAL
Freq	Level	Over	Limit	ReadAntenna	Cable Preamp	A/Pos	T/Pos	Remark	Pol/Phas																																																																					
MHz	dBuV/m	dB	dBuV/m	dBuV	dB/m	dB	cm	deg																																																																						
1	5148.32	65.68	-8.32	74.00	63.12	31.17	7.92	36.53	333	72 Peak	VERTICAL																																																																			
Freq	Level	Over	Limit	ReadAntenna	Cable Preamp	A/Pos	T/Pos	Remark	Pol/Phas																																																																					
MHz	dBuV/m	dB	dBuV/m	dBuV	dB/m	dB	cm	deg																																																																						
1 *	5178.00	104.62	38.62	74.00	102.06	31.14	7.94	36.52	333	72 Peak	VERTICAL																																																																			
2 *	5178.00	97.68	43.68	54.00	95.12	31.14	7.94	36.52	333	72 Average	VERTICAL																																																																			
Avg.	 <p>Site : 03CH3-KS Condition : SG BAND 1----3 (AVG) 3m HF ANT-201704-91200 VERTICAL Project : (FR) 760219 Node : 10 Plane : PadX JMET : Single-directivity PowerSetting : 13.5</p> <table border="1"> <thead> <tr> <th>Freq</th> <th>Level</th> <th>Over</th> <th>Limit</th> <th>ReadAntenna</th> <th>Cable Preamp</th> <th>A/Pos</th> <th>T/Pos</th> <th>Remark</th> <th>Pol/Phas</th> </tr> <tr> <th>MHz</th> <th>dBuV/m</th> <th>dB</th> <th>dBuV/m</th> <th>dBuV</th> <th>dB/m</th> <th>dB</th> <th>cm</th> <th>deg</th> <th></th> </tr> </thead> <tbody> <tr> <td>1</td> <td>5198.00</td> <td>46.38</td> <td>-7.78</td> <td>54.00</td> <td>43.74</td> <td>31.17</td> <td>7.92</td> <td>36.53</td> <td>333</td> <td>72 Average</td> <td>VERTICAL</td> </tr> </tbody> </table>	Freq	Level	Over	Limit	ReadAntenna	Cable Preamp	A/Pos	T/Pos	Remark	Pol/Phas	MHz	dBuV/m	dB	dBuV/m	dBuV	dB/m	dB	cm	deg		1	5198.00	46.38	-7.78	54.00	43.74	31.17	7.92	36.53	333	72 Average	VERTICAL																																													
Freq	Level	Over	Limit	ReadAntenna	Cable Preamp	A/Pos	T/Pos	Remark	Pol/Phas																																																																					
MHz	dBuV/m	dB	dBuV/m	dBuV	dB/m	dB	cm	deg																																																																						
1	5198.00	46.38	-7.78	54.00	43.74	31.17	7.92	36.53	333	72 Average	VERTICAL																																																																			



WIFI	Band 1 5150~5250MHz Band Edge @ 3m																																																																														
ANT	802.11ac VHT20 CH44 5220MHz - L																																																																														
1+2	Horizontal	Fundamental																																																																													
Peak	 <p>Site : 03CH03-K5 Condition : SG BAND 1----3 3e HF ANT-201704-91200 HORIZONTAL Project : (FR) 760219 Mode : 11 Plane : Psp-X IMEI : Single-directivity PowerSetting : #6</p> <table border="1"> <thead> <tr> <th>Freq</th> <th>Level</th> <th>Over</th> <th>Limit</th> <th>ReadAntenna</th> <th>Cable</th> <th>Preamp</th> <th>A/Pos</th> <th>T/Pos</th> <th>Remark</th> <th>Pol/Phas</th> </tr> <tr> <th>MHz</th> <th>dBuV/m</th> <th>dB</th> <th>dBuV/m</th> <th>dBuV</th> <th>dB/m</th> <th>dB</th> <th>cm</th> <th>deg</th> <th></th> <th></th> </tr> </thead> <tbody> <tr> <td>1</td> <td>5127.04</td> <td>45.95</td> <td>-28.05</td> <td>74.00</td> <td>43.39</td> <td>31.19</td> <td>7.91</td> <td>36.54</td> <td>100</td> <td>133 Peak HORIZONTAL</td> </tr> </tbody> </table>	Freq	Level	Over	Limit	ReadAntenna	Cable	Preamp	A/Pos	T/Pos	Remark	Pol/Phas	MHz	dBuV/m	dB	dBuV/m	dBuV	dB/m	dB	cm	deg			1	5127.04	45.95	-28.05	74.00	43.39	31.19	7.91	36.54	100	133 Peak HORIZONTAL	 <p>Site : 03CH03-K5 Condition : SG BAND 1----3 3e HF ANT-201704-91200 HORIZONTAL Project : (FR) 760219 Mode : 11 Plane : Psp-X IMEI : Single-directivity PowerSetting : #6</p> <table border="1"> <thead> <tr> <th>Freq</th> <th>Level</th> <th>Over</th> <th>Limit</th> <th>ReadAntenna</th> <th>Cable</th> <th>Preamp</th> <th>A/Pos</th> <th>T/Pos</th> <th>Remark</th> <th>Pol/Phas</th> </tr> <tr> <th>MHz</th> <th>dBuV/m</th> <th>dB</th> <th>dBuV/m</th> <th>dBuV</th> <th>dB/m</th> <th>dB</th> <th>cm</th> <th>deg</th> <th></th> <th></th> </tr> </thead> <tbody> <tr> <td>1 *</td> <td>5224.00</td> <td>106.05</td> <td>32.05</td> <td>74.00</td> <td>103.45</td> <td>31.11</td> <td>7.99</td> <td>36.58</td> <td>100</td> <td>133 Peak HORIZONTAL</td> </tr> <tr> <td>2 *</td> <td>5224.00</td> <td>99.38</td> <td>45.38</td> <td>54.00</td> <td>96.70</td> <td>31.11</td> <td>7.99</td> <td>36.58</td> <td>100</td> <td>133 Average HORIZONTAL</td> </tr> </tbody> </table>	Freq	Level	Over	Limit	ReadAntenna	Cable	Preamp	A/Pos	T/Pos	Remark	Pol/Phas	MHz	dBuV/m	dB	dBuV/m	dBuV	dB/m	dB	cm	deg			1 *	5224.00	106.05	32.05	74.00	103.45	31.11	7.99	36.58	100	133 Peak HORIZONTAL	2 *	5224.00	99.38	45.38	54.00	96.70	31.11	7.99	36.58	100	133 Average HORIZONTAL
Freq	Level	Over	Limit	ReadAntenna	Cable	Preamp	A/Pos	T/Pos	Remark	Pol/Phas																																																																					
MHz	dBuV/m	dB	dBuV/m	dBuV	dB/m	dB	cm	deg																																																																							
1	5127.04	45.95	-28.05	74.00	43.39	31.19	7.91	36.54	100	133 Peak HORIZONTAL																																																																					
Freq	Level	Over	Limit	ReadAntenna	Cable	Preamp	A/Pos	T/Pos	Remark	Pol/Phas																																																																					
MHz	dBuV/m	dB	dBuV/m	dBuV	dB/m	dB	cm	deg																																																																							
1 *	5224.00	106.05	32.05	74.00	103.45	31.11	7.99	36.58	100	133 Peak HORIZONTAL																																																																					
2 *	5224.00	99.38	45.38	54.00	96.70	31.11	7.99	36.58	100	133 Average HORIZONTAL																																																																					
Avg.	 <p>Site : 03CH03-K5 Condition : SG BAND 1----3 (AVG) 3e HF ANT-201704-91200 HORIZONTAL Project : (FR) 760219 Mode : 11 Plane : Psp-X IMEI : Single-directivity PowerSetting : #6</p> <table border="1"> <thead> <tr> <th>Freq</th> <th>Level</th> <th>Over</th> <th>Limit</th> <th>ReadAntenna</th> <th>Cable</th> <th>Preamp</th> <th>A/Pos</th> <th>T/Pos</th> <th>Remark</th> <th>Pol/Phas</th> </tr> <tr> <th>MHz</th> <th>dBuV/m</th> <th>dB</th> <th>dBuV/m</th> <th>dBuV</th> <th>dB/m</th> <th>dB</th> <th>cm</th> <th>deg</th> <th></th> <th></th> </tr> </thead> <tbody> <tr> <td>1</td> <td>5148.32</td> <td>36.78</td> <td>-17.22</td> <td>54.00</td> <td>34.22</td> <td>31.17</td> <td>7.92</td> <td>36.53</td> <td>100</td> <td>133 Average HORIZONTAL</td> </tr> </tbody> </table>	Freq	Level	Over	Limit	ReadAntenna	Cable	Preamp	A/Pos	T/Pos	Remark	Pol/Phas	MHz	dBuV/m	dB	dBuV/m	dBuV	dB/m	dB	cm	deg			1	5148.32	36.78	-17.22	54.00	34.22	31.17	7.92	36.53	100	133 Average HORIZONTAL																																													
Freq	Level	Over	Limit	ReadAntenna	Cable	Preamp	A/Pos	T/Pos	Remark	Pol/Phas																																																																					
MHz	dBuV/m	dB	dBuV/m	dBuV	dB/m	dB	cm	deg																																																																							
1	5148.32	36.78	-17.22	54.00	34.22	31.17	7.92	36.53	100	133 Average HORIZONTAL																																																																					



WIFI	Band 1 5150~5250MHz Band Edge @ 3m																																			
ANT	802.11ac VHT20 CH44 5220MHz - R																																			
1+2	Horizontal	Fundamental																																		
<p>Peak</p>	<pre> Site : 03CH03-K5 Condition : 5G BAND 1-3 3m HF ANT-201704-91200 HORIZONTAL Project : (FR) 760219 Mode : II Plane : Pad+K Plane : Single-directivity IMEI : 86 Powersettig : 15 </pre> <table border="1"> <thead> <tr> <th>Freq</th> <th>Level</th> <th>Over</th> <th>Limit</th> <th>ReadAntenna</th> <th>Cable</th> <th>Preamp</th> <th>A/Pos</th> <th>T/Pos</th> <th>Remark</th> <th>Pol/Phas</th> </tr> <tr> <th>MHz</th> <th>dBuV/m</th> <th>dB</th> <th>dBuV/m</th> <th>dBuV</th> <th>dB/m</th> <th>dB</th> <th>cm</th> <th>deg</th> <th></th> <th></th> </tr> </thead> <tbody> <tr> <td>1</td> <td>5385.42</td> <td>44.65</td> <td>-29.35</td> <td>74.00</td> <td>41.70</td> <td>30.94</td> <td>8.43</td> <td>36.42</td> <td>100</td> <td>133 Peak</td> <td>HORIZONTAL</td> </tr> </tbody> </table>	Freq	Level	Over	Limit	ReadAntenna	Cable	Preamp	A/Pos	T/Pos	Remark	Pol/Phas	MHz	dBuV/m	dB	dBuV/m	dBuV	dB/m	dB	cm	deg			1	5385.42	44.65	-29.35	74.00	41.70	30.94	8.43	36.42	100	133 Peak	HORIZONTAL	
Freq	Level	Over	Limit	ReadAntenna	Cable	Preamp	A/Pos	T/Pos	Remark	Pol/Phas																										
MHz	dBuV/m	dB	dBuV/m	dBuV	dB/m	dB	cm	deg																												
1	5385.42	44.65	-29.35	74.00	41.70	30.94	8.43	36.42	100	133 Peak	HORIZONTAL																									
<p>Avg.</p>	<pre> Site : 03CH03-K5 Condition : 5G BAND 1-3 (AVG) 3m HF ANT-201704-91200 HORIZONTAL Project : (FR) 760219 Mode : II Plane : Pad+K Plane : Single-directivity IMEI : 86 Powersettig : 15 </pre> <table border="1"> <thead> <tr> <th>Freq</th> <th>Level</th> <th>Over</th> <th>Limit</th> <th>ReadAntenna</th> <th>Cable</th> <th>Preamp</th> <th>A/Pos</th> <th>T/Pos</th> <th>Remark</th> <th>Pol/Phas</th> </tr> <tr> <th>MHz</th> <th>dBuV/m</th> <th>dB</th> <th>dBuV/m</th> <th>dBuV</th> <th>dB/m</th> <th>dB</th> <th>cm</th> <th>deg</th> <th></th> <th></th> </tr> </thead> <tbody> <tr> <td>1</td> <td>5368.14</td> <td>35.50</td> <td>-18.50</td> <td>54.00</td> <td>32.57</td> <td>30.96</td> <td>8.39</td> <td>36.42</td> <td>100</td> <td>133 Average</td> <td>HORIZONTAL</td> </tr> </tbody> </table>	Freq	Level	Over	Limit	ReadAntenna	Cable	Preamp	A/Pos	T/Pos	Remark	Pol/Phas	MHz	dBuV/m	dB	dBuV/m	dBuV	dB/m	dB	cm	deg			1	5368.14	35.50	-18.50	54.00	32.57	30.96	8.39	36.42	100	133 Average	HORIZONTAL	
Freq	Level	Over	Limit	ReadAntenna	Cable	Preamp	A/Pos	T/Pos	Remark	Pol/Phas																										
MHz	dBuV/m	dB	dBuV/m	dBuV	dB/m	dB	cm	deg																												
1	5368.14	35.50	-18.50	54.00	32.57	30.96	8.39	36.42	100	133 Average	HORIZONTAL																									



WIFI	Band 1 5150~5250MHz Band Edge @ 3m																																																																																					
ANT	802.11ac VHT20 CH44 5220MHz - L																																																																																					
1+2	Vertical	Fundamental																																																																																				
Peak	<pre> Site : 03CMB3-K5 Condition : SG BAND 1-3 @ 3m HF ANT-201704-91200 VERTICAL Project : (FR) 760219 Node : 11 Plane : Pad-X : Single-directivity IMEI : #6 Powersettig : 15 </pre> <table border="1"> <thead> <tr> <th>IMEI</th> <th>Freq</th> <th>Level</th> <th>Over</th> <th>Limit</th> <th>ReadAntenna</th> <th>Cable</th> <th>Preamp</th> <th>A/Pos</th> <th>T/Pos</th> <th>Remark</th> <th>Pol/Phas</th> </tr> <tr> <th></th> <th>MHz</th> <th>dBuV/m</th> <th>dB</th> <th>dBuV/m</th> <th>dB/m</th> <th>dB</th> <th>dB</th> <th>cm</th> <th>deg</th> <th></th> <th></th> </tr> </thead> <tbody> <tr> <td>1</td> <td>5110.56</td> <td>45.15</td> <td>-18.05</td> <td>74.00</td> <td>42.59</td> <td>31.28</td> <td>7.91</td> <td>36.55</td> <td>326</td> <td>96 Peak</td> <td>VERTICAL</td> </tr> </tbody> </table>	IMEI	Freq	Level	Over	Limit	ReadAntenna	Cable	Preamp	A/Pos	T/Pos	Remark	Pol/Phas		MHz	dBuV/m	dB	dBuV/m	dB/m	dB	dB	cm	deg			1	5110.56	45.15	-18.05	74.00	42.59	31.28	7.91	36.55	326	96 Peak	VERTICAL	<pre> Site : 03CMB3-K5 Condition : SG BAND 1-3 @ 3m HF ANT-201704-91200 VERTICAL Project : (FR) 760219 Node : 11 Plane : Pad-X : Single-directivity IMEI : #6 Powersettig : 15 </pre> <table border="1"> <thead> <tr> <th>IMEI</th> <th>Freq</th> <th>Level</th> <th>Over</th> <th>Limit</th> <th>ReadAntenna</th> <th>Cable</th> <th>Preamp</th> <th>A/Pos</th> <th>T/Pos</th> <th>Remark</th> <th>Pol/Phas</th> </tr> <tr> <th></th> <th>MHz</th> <th>dBuV/m</th> <th>dB</th> <th>dBuV/m</th> <th>dB/m</th> <th>dB</th> <th>dB</th> <th>cm</th> <th>deg</th> <th></th> <th></th> </tr> </thead> <tbody> <tr> <td>1</td> <td>5216.00</td> <td>101.37</td> <td>27.37</td> <td>74.00</td> <td>98.77</td> <td>31.11</td> <td>7.99</td> <td>36.58</td> <td>326</td> <td>96 Peak</td> <td>VERTICAL</td> </tr> <tr> <td>2</td> <td>5216.00</td> <td>94.83</td> <td>48.83</td> <td>54.00</td> <td>92.23</td> <td>31.11</td> <td>7.99</td> <td>36.58</td> <td>326</td> <td>96 Average</td> <td>VERTICAL</td> </tr> </tbody> </table>	IMEI	Freq	Level	Over	Limit	ReadAntenna	Cable	Preamp	A/Pos	T/Pos	Remark	Pol/Phas		MHz	dBuV/m	dB	dBuV/m	dB/m	dB	dB	cm	deg			1	5216.00	101.37	27.37	74.00	98.77	31.11	7.99	36.58	326	96 Peak	VERTICAL	2	5216.00	94.83	48.83	54.00	92.23	31.11	7.99	36.58	326	96 Average	VERTICAL
IMEI	Freq	Level	Over	Limit	ReadAntenna	Cable	Preamp	A/Pos	T/Pos	Remark	Pol/Phas																																																																											
	MHz	dBuV/m	dB	dBuV/m	dB/m	dB	dB	cm	deg																																																																													
1	5110.56	45.15	-18.05	74.00	42.59	31.28	7.91	36.55	326	96 Peak	VERTICAL																																																																											
IMEI	Freq	Level	Over	Limit	ReadAntenna	Cable	Preamp	A/Pos	T/Pos	Remark	Pol/Phas																																																																											
	MHz	dBuV/m	dB	dBuV/m	dB/m	dB	dB	cm	deg																																																																													
1	5216.00	101.37	27.37	74.00	98.77	31.11	7.99	36.58	326	96 Peak	VERTICAL																																																																											
2	5216.00	94.83	48.83	54.00	92.23	31.11	7.99	36.58	326	96 Average	VERTICAL																																																																											
Avg.	<pre> Site : 03CMB3-K5 Condition : SG BAND 1-3 (AVG) @ 3m HF ANT-201704-91200 VERTICAL Project : (FR) 760219 Node : 11 Plane : Pad-X : Single-directivity IMEI : #6 Powersettig : 15 </pre> <table border="1"> <thead> <tr> <th>IMEI</th> <th>Freq</th> <th>Level</th> <th>Over</th> <th>Limit</th> <th>ReadAntenna</th> <th>Cable</th> <th>Preamp</th> <th>A/Pos</th> <th>T/Pos</th> <th>Remark</th> <th>Pol/Phas</th> </tr> <tr> <th></th> <th>MHz</th> <th>dBuV/m</th> <th>dB</th> <th>dBuV/m</th> <th>dB/m</th> <th>dB</th> <th>dB</th> <th>cm</th> <th>deg</th> <th></th> <th></th> </tr> </thead> <tbody> <tr> <td>1</td> <td>5112.16</td> <td>36.28</td> <td>-17.08</td> <td>54.00</td> <td>33.64</td> <td>31.28</td> <td>7.91</td> <td>36.55</td> <td>326</td> <td>96 Average</td> <td>VERTICAL</td> </tr> </tbody> </table>	IMEI	Freq	Level	Over	Limit	ReadAntenna	Cable	Preamp	A/Pos	T/Pos	Remark	Pol/Phas		MHz	dBuV/m	dB	dBuV/m	dB/m	dB	dB	cm	deg			1	5112.16	36.28	-17.08	54.00	33.64	31.28	7.91	36.55	326	96 Average	VERTICAL																																																	
IMEI	Freq	Level	Over	Limit	ReadAntenna	Cable	Preamp	A/Pos	T/Pos	Remark	Pol/Phas																																																																											
	MHz	dBuV/m	dB	dBuV/m	dB/m	dB	dB	cm	deg																																																																													
1	5112.16	36.28	-17.08	54.00	33.64	31.28	7.91	36.55	326	96 Average	VERTICAL																																																																											

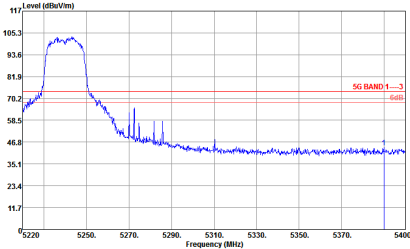
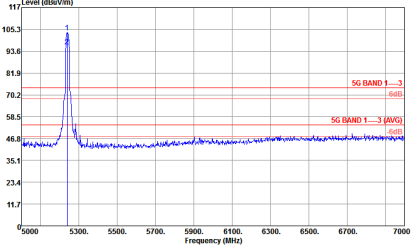
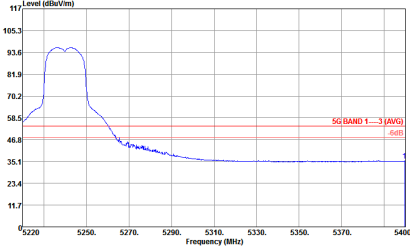


WIFI	Band 1 5150~5250MHz Band Edge @ 3m																														
ANT	802.11ac VHT20 CH44 5220MHz - R																														
1+2	Vertical	Fundamental																													
<p>Peak</p>	<pre> Site : 03CH03-K5 Condition : SG_BAND 1----3 3m HF ANT-201704-91200 VERTICAL Project : (F8) 760219 Mode : 21 Plane : Pad-X : Single-directivity JNE1 : #4 PowerSetting : 15 </pre> <table border="1"> <thead> <tr> <th>Over</th> <th>Limit</th> <th>ReadAntenna</th> <th>Cable Preamp</th> <th>A/Pos</th> <th>T/Pos</th> <th>Remark</th> <th>Pol/Phas</th> </tr> <tr> <th>NIz</th> <th>dBuV/m</th> <th>dB</th> <th>dBuV/m</th> <th>dB</th> <th>dB</th> <th>cm</th> <th>deg</th> </tr> </thead> <tbody> <tr> <td>1</td> <td>5398.74</td> <td>44.67</td> <td>-19.33</td> <td>74.00</td> <td>41.67</td> <td>30.93</td> <td>8.48</td> <td>36.41</td> <td>326</td> <td>96</td> <td>Peak</td> <td>VERTICAL</td> </tr> </tbody> </table>	Over	Limit	ReadAntenna	Cable Preamp	A/Pos	T/Pos	Remark	Pol/Phas	NIz	dBuV/m	dB	dBuV/m	dB	dB	cm	deg	1	5398.74	44.67	-19.33	74.00	41.67	30.93	8.48	36.41	326	96	Peak	VERTICAL	
Over	Limit	ReadAntenna	Cable Preamp	A/Pos	T/Pos	Remark	Pol/Phas																								
NIz	dBuV/m	dB	dBuV/m	dB	dB	cm	deg																								
1	5398.74	44.67	-19.33	74.00	41.67	30.93	8.48	36.41	326	96	Peak	VERTICAL																			
<p>Avg.</p>	<pre> Site : 03CH03-K5 Condition : SG_BAND 1----3 (AVG) 3m HF ANT-201704-91200 VERTICAL Project : (F8) 760219 Mode : 21 Plane : Pad-X : Single-directivity JNE1 : #4 PowerSetting : 15 </pre> <table border="1"> <thead> <tr> <th>Over</th> <th>Limit</th> <th>ReadAntenna</th> <th>Cable Preamp</th> <th>A/Pos</th> <th>T/Pos</th> <th>Remark</th> <th>Pol/Phas</th> </tr> <tr> <th>NIz</th> <th>dBuV/m</th> <th>dB</th> <th>dBuV/m</th> <th>dB</th> <th>dB</th> <th>cm</th> <th>deg</th> </tr> </thead> <tbody> <tr> <td>1</td> <td>5399.64</td> <td>35.45</td> <td>-18.55</td> <td>54.00</td> <td>32.45</td> <td>30.93</td> <td>8.48</td> <td>36.41</td> <td>326</td> <td>96</td> <td>Average</td> <td>VERTICAL</td> </tr> </tbody> </table>	Over	Limit	ReadAntenna	Cable Preamp	A/Pos	T/Pos	Remark	Pol/Phas	NIz	dBuV/m	dB	dBuV/m	dB	dB	cm	deg	1	5399.64	35.45	-18.55	54.00	32.45	30.93	8.48	36.41	326	96	Average	VERTICAL	
Over	Limit	ReadAntenna	Cable Preamp	A/Pos	T/Pos	Remark	Pol/Phas																								
NIz	dBuV/m	dB	dBuV/m	dB	dB	cm	deg																								
1	5399.64	35.45	-18.55	54.00	32.45	30.93	8.48	36.41	326	96	Average	VERTICAL																			



WIFI	Band 1 5150~5250MHz Band Edge @ 3m																																																																																	
ANT	802.11ac VHT20 CH48 5240MHz - L																																																																																	
1+2	Horizontal	Fundamental																																																																																
Peak	<p>Site : 03CH03-K5 Condition : 5G BAND 1----3 3m HF ANT-201704-91200 HORIZONTAL Project : (FR) 760219 Node : 12 Plane : Pad-X Plane : Single-directivity IMEI : #6 PowerSetting : 14</p> <table border="1"> <thead> <tr> <th>Freq</th> <th>Level</th> <th>Over</th> <th>Limit</th> <th>ReadAntenna</th> <th>Cable</th> <th>Preamp</th> <th>A/Pos</th> <th>T/Pos</th> <th>Remark</th> <th>Pol/Phas</th> </tr> <tr> <th>MHz</th> <th>dBuV/m</th> <th>dB</th> <th>dBuV/m</th> <th>dBuV</th> <th>dB/m</th> <th>dB</th> <th>dB</th> <th>cm</th> <th>deg</th> <th></th> </tr> </thead> <tbody> <tr> <td>1</td> <td>5399.28</td> <td>44.81</td> <td>-29.19</td> <td>74.00</td> <td>41.81</td> <td>30.93</td> <td>8.48</td> <td>36.41</td> <td>100</td> <td>167 Peak</td> <td>HORIZONTAL</td> </tr> </tbody> </table>	Freq	Level	Over	Limit	ReadAntenna	Cable	Preamp	A/Pos	T/Pos	Remark	Pol/Phas	MHz	dBuV/m	dB	dBuV/m	dBuV	dB/m	dB	dB	cm	deg		1	5399.28	44.81	-29.19	74.00	41.81	30.93	8.48	36.41	100	167 Peak	HORIZONTAL	<p>Site : 03CH03-K5 Condition : 5G BAND 1----3 3m HF ANT-201704-91200 HORIZONTAL Project : (FR) 760219 Node : 12 Plane : Pad-X Plane : Single-directivity IMEI : #6 PowerSetting : 14</p> <table border="1"> <thead> <tr> <th>Freq</th> <th>Level</th> <th>Over</th> <th>Limit</th> <th>ReadAntenna</th> <th>Cable</th> <th>Preamp</th> <th>A/Pos</th> <th>T/Pos</th> <th>Remark</th> <th>Pol/Phas</th> </tr> <tr> <th>MHz</th> <th>dBuV/m</th> <th>dB</th> <th>dBuV/m</th> <th>dBuV</th> <th>dB/m</th> <th>dB</th> <th>dB</th> <th>cm</th> <th>deg</th> <th></th> </tr> </thead> <tbody> <tr> <td>1</td> <td>5244.00</td> <td>105.05</td> <td>31.05</td> <td>74.00</td> <td>103.10</td> <td>31.87</td> <td>8.88</td> <td>36.48</td> <td>100</td> <td>167 Peak</td> <td>HORIZONTAL</td> </tr> <tr> <td>2</td> <td>5244.00</td> <td>98.76</td> <td>44.76</td> <td>54.00</td> <td>96.89</td> <td>31.87</td> <td>8.88</td> <td>36.48</td> <td>100</td> <td>167 Average</td> <td>HORIZONTAL</td> </tr> </tbody> </table>	Freq	Level	Over	Limit	ReadAntenna	Cable	Preamp	A/Pos	T/Pos	Remark	Pol/Phas	MHz	dBuV/m	dB	dBuV/m	dBuV	dB/m	dB	dB	cm	deg		1	5244.00	105.05	31.05	74.00	103.10	31.87	8.88	36.48	100	167 Peak	HORIZONTAL	2	5244.00	98.76	44.76	54.00	96.89	31.87	8.88	36.48	100	167 Average	HORIZONTAL
Freq	Level	Over	Limit	ReadAntenna	Cable	Preamp	A/Pos	T/Pos	Remark	Pol/Phas																																																																								
MHz	dBuV/m	dB	dBuV/m	dBuV	dB/m	dB	dB	cm	deg																																																																									
1	5399.28	44.81	-29.19	74.00	41.81	30.93	8.48	36.41	100	167 Peak	HORIZONTAL																																																																							
Freq	Level	Over	Limit	ReadAntenna	Cable	Preamp	A/Pos	T/Pos	Remark	Pol/Phas																																																																								
MHz	dBuV/m	dB	dBuV/m	dBuV	dB/m	dB	dB	cm	deg																																																																									
1	5244.00	105.05	31.05	74.00	103.10	31.87	8.88	36.48	100	167 Peak	HORIZONTAL																																																																							
2	5244.00	98.76	44.76	54.00	96.89	31.87	8.88	36.48	100	167 Average	HORIZONTAL																																																																							
Avg.	<p>Site : 03CH03-K5 Condition : 5G BAND 1----3 (AVG) 3m HF ANT-201704-91200 HORIZONTAL Project : (FR) 760219 Node : 12 Plane : Pad-X Plane : Single-directivity IMEI : #6 PowerSetting : 14</p> <table border="1"> <thead> <tr> <th>Freq</th> <th>Level</th> <th>Over</th> <th>Limit</th> <th>ReadAntenna</th> <th>Cable</th> <th>Preamp</th> <th>A/Pos</th> <th>T/Pos</th> <th>Remark</th> <th>Pol/Phas</th> </tr> <tr> <th>MHz</th> <th>dBuV/m</th> <th>dB</th> <th>dBuV/m</th> <th>dBuV</th> <th>dB/m</th> <th>dB</th> <th>dB</th> <th>cm</th> <th>deg</th> <th></th> </tr> </thead> <tbody> <tr> <td>1</td> <td>5351.58</td> <td>35.42</td> <td>-18.38</td> <td>54.00</td> <td>32.73</td> <td>30.98</td> <td>8.34</td> <td>36.43</td> <td>100</td> <td>167 Average</td> <td>HORIZONTAL</td> </tr> </tbody> </table>	Freq	Level	Over	Limit	ReadAntenna	Cable	Preamp	A/Pos	T/Pos	Remark	Pol/Phas	MHz	dBuV/m	dB	dBuV/m	dBuV	dB/m	dB	dB	cm	deg		1	5351.58	35.42	-18.38	54.00	32.73	30.98	8.34	36.43	100	167 Average	HORIZONTAL																																															
Freq	Level	Over	Limit	ReadAntenna	Cable	Preamp	A/Pos	T/Pos	Remark	Pol/Phas																																																																								
MHz	dBuV/m	dB	dBuV/m	dBuV	dB/m	dB	dB	cm	deg																																																																									
1	5351.58	35.42	-18.38	54.00	32.73	30.98	8.34	36.43	100	167 Average	HORIZONTAL																																																																							



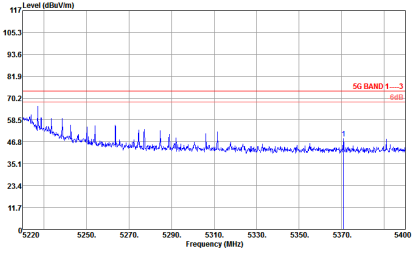
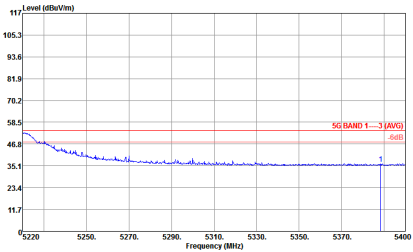
WIFI	Band 1 5150~5250MHz Band Edge @ 3m																																																																													
ANT	802.11ac VHT20 CH48 5240MHz - L																																																																													
1+2	Vertical	Fundamental																																																																												
Peak	 <pre data-bbox="347 828 759 963"> Site : 83CM3-K5 Condition : 5G BAND 1----3 3m HF ANT-281784-91280 VERTICAL Project : (FR) 760219 Mode : 32 Plane : Pad-X Plane : Single-directivity IPEI : 86 PowerSetting : 34 </pre> <table border="1" data-bbox="347 907 759 963"> <thead> <tr> <th>Freq</th> <th>Level</th> <th>Over</th> <th>Limit</th> <th>ReadAntenna</th> <th>Cable Preamp</th> <th>A/Pos</th> <th>T/Pos</th> <th>Remark</th> <th>Pol/Phas</th> </tr> <tr> <th>MHz</th> <th>dBuV/m</th> <th>dB</th> <th>dBuV/m</th> <th>dBuV</th> <th>dB/m</th> <th>dB</th> <th>cm</th> <th>deg</th> <th></th> </tr> </thead> <tbody> <tr> <td>1</td> <td>5389.92</td> <td>43.99</td> <td>-30.81</td> <td>74.00</td> <td>41.04</td> <td>30.94</td> <td>8.43</td> <td>36.42</td> <td>390</td> <td>78 Peak</td> <td>VERTICAL</td> </tr> </tbody> </table>	Freq	Level	Over	Limit	ReadAntenna	Cable Preamp	A/Pos	T/Pos	Remark	Pol/Phas	MHz	dBuV/m	dB	dBuV/m	dBuV	dB/m	dB	cm	deg		1	5389.92	43.99	-30.81	74.00	41.04	30.94	8.43	36.42	390	78 Peak	VERTICAL	 <pre data-bbox="944 828 1356 963"> Site : 83CM3-K5 Condition : 5G BAND 1----3 3m HF ANT-281784-91280 VERTICAL Project : (FR) 760219 Mode : 32 Plane : Pad-X Plane : Single-directivity IPEI : 86 PowerSetting : 34 </pre> <table border="1" data-bbox="944 907 1356 963"> <thead> <tr> <th>Freq</th> <th>Level</th> <th>Over</th> <th>Limit</th> <th>ReadAntenna</th> <th>Cable Preamp</th> <th>A/Pos</th> <th>T/Pos</th> <th>Remark</th> <th>Pol/Phas</th> </tr> <tr> <th>MHz</th> <th>dBuV/m</th> <th>dB</th> <th>dBuV/m</th> <th>dBuV</th> <th>dB/m</th> <th>dB</th> <th>cm</th> <th>deg</th> <th></th> </tr> </thead> <tbody> <tr> <td>1 *</td> <td>5238.00</td> <td>103.59</td> <td>29.59</td> <td>74.00</td> <td>100.95</td> <td>31.89</td> <td>8.04</td> <td>36.49</td> <td>390</td> <td>78 Peak</td> <td>VERTICAL</td> </tr> <tr> <td>2 *</td> <td>5238.00</td> <td>96.89</td> <td>42.89</td> <td>54.00</td> <td>93.45</td> <td>31.89</td> <td>8.04</td> <td>36.49</td> <td>390</td> <td>78 Average</td> <td>VERTICAL</td> </tr> </tbody> </table>	Freq	Level	Over	Limit	ReadAntenna	Cable Preamp	A/Pos	T/Pos	Remark	Pol/Phas	MHz	dBuV/m	dB	dBuV/m	dBuV	dB/m	dB	cm	deg		1 *	5238.00	103.59	29.59	74.00	100.95	31.89	8.04	36.49	390	78 Peak	VERTICAL	2 *	5238.00	96.89	42.89	54.00	93.45	31.89	8.04	36.49	390	78 Average	VERTICAL
Freq	Level	Over	Limit	ReadAntenna	Cable Preamp	A/Pos	T/Pos	Remark	Pol/Phas																																																																					
MHz	dBuV/m	dB	dBuV/m	dBuV	dB/m	dB	cm	deg																																																																						
1	5389.92	43.99	-30.81	74.00	41.04	30.94	8.43	36.42	390	78 Peak	VERTICAL																																																																			
Freq	Level	Over	Limit	ReadAntenna	Cable Preamp	A/Pos	T/Pos	Remark	Pol/Phas																																																																					
MHz	dBuV/m	dB	dBuV/m	dBuV	dB/m	dB	cm	deg																																																																						
1 *	5238.00	103.59	29.59	74.00	100.95	31.89	8.04	36.49	390	78 Peak	VERTICAL																																																																			
2 *	5238.00	96.89	42.89	54.00	93.45	31.89	8.04	36.49	390	78 Average	VERTICAL																																																																			
Avg.	 <pre data-bbox="347 1500 759 1635"> Site : 83CM3-K5 Condition : 5G BAND 1----3 (AVG) 3m HF ANT-281784-91280 VERTICAL Project : (FR) 760219 Mode : 32 Plane : Pad-X Plane : Single-directivity IPEI : 86 PowerSetting : 34 </pre> <table border="1" data-bbox="347 1579 759 1635"> <thead> <tr> <th>Freq</th> <th>Level</th> <th>Over</th> <th>Limit</th> <th>ReadAntenna</th> <th>Cable Preamp</th> <th>A/Pos</th> <th>T/Pos</th> <th>Remark</th> <th>Pol/Phas</th> </tr> <tr> <th>MHz</th> <th>dBuV/m</th> <th>dB</th> <th>dBuV/m</th> <th>dBuV</th> <th>dB/m</th> <th>dB</th> <th>cm</th> <th>deg</th> <th></th> </tr> </thead> <tbody> <tr> <td>1</td> <td>5399.64</td> <td>35.54</td> <td>-18.46</td> <td>54.00</td> <td>32.54</td> <td>30.93</td> <td>8.48</td> <td>36.41</td> <td>390</td> <td>78 Average</td> <td>VERTICAL</td> </tr> </tbody> </table>	Freq	Level	Over	Limit	ReadAntenna	Cable Preamp	A/Pos	T/Pos	Remark	Pol/Phas	MHz	dBuV/m	dB	dBuV/m	dBuV	dB/m	dB	cm	deg		1	5399.64	35.54	-18.46	54.00	32.54	30.93	8.48	36.41	390	78 Average	VERTICAL																																													
Freq	Level	Over	Limit	ReadAntenna	Cable Preamp	A/Pos	T/Pos	Remark	Pol/Phas																																																																					
MHz	dBuV/m	dB	dBuV/m	dBuV	dB/m	dB	cm	deg																																																																						
1	5399.64	35.54	-18.46	54.00	32.54	30.93	8.48	36.41	390	78 Average	VERTICAL																																																																			



Band 1 5150~5250MHz
WIFI 802.11ac VHT40 (Band Edge @ 3m)

WIFI	Band 1 5150~5250MHz Band Edge @ 3m																																																																														
ANT	802.11ac VHT40 CH38 5190MHz - L																																																																														
1+2	Horizontal	Fundamental																																																																													
Peak	<p>Site : 030M03-K5 Condition : SG BAND 1----3 3m HF ANT-201704-91200 HORIZONTAL Project : (FR) 760219 Mode : IS Plane : Pad-X JME1 : Full-directivity PowerSetting : 84</p> <table border="1"> <thead> <tr> <th>Freq</th> <th>Level</th> <th>Over</th> <th>Limit</th> <th>ReadAntenna</th> <th>Cable</th> <th>Preamp</th> <th>A/Pos</th> <th>T/Pos</th> <th>Remark</th> <th>Pol/Phas</th> </tr> <tr> <th>MHz</th> <th>dBuV/m</th> <th>dB</th> <th>dBuV/m</th> <th>dBuV</th> <th>dB/m</th> <th>dB</th> <th>dB</th> <th>cm</th> <th>deg</th> <th></th> </tr> </thead> <tbody> <tr> <td>1</td> <td>5138.24</td> <td>62.17</td> <td>-11.83</td> <td>74.00</td> <td>59.61</td> <td>31.19</td> <td>7.91</td> <td>36.54</td> <td>100</td> <td>165 Peak HORIZONTAL</td> </tr> </tbody> </table>	Freq	Level	Over	Limit	ReadAntenna	Cable	Preamp	A/Pos	T/Pos	Remark	Pol/Phas	MHz	dBuV/m	dB	dBuV/m	dBuV	dB/m	dB	dB	cm	deg		1	5138.24	62.17	-11.83	74.00	59.61	31.19	7.91	36.54	100	165 Peak HORIZONTAL	<p>Site : 030M03-K5 Condition : SG BAND 1----3 3m HF ANT-201704-91200 HORIZONTAL Project : (FR) 760219 Mode : IS Plane : Pad-X JME1 : Full-directivity PowerSetting : 84</p> <table border="1"> <thead> <tr> <th>Freq</th> <th>Level</th> <th>Over</th> <th>Limit</th> <th>ReadAntenna</th> <th>Cable</th> <th>Preamp</th> <th>A/Pos</th> <th>T/Pos</th> <th>Remark</th> <th>Pol/Phas</th> </tr> <tr> <th>MHz</th> <th>dBuV/m</th> <th>dB</th> <th>dBuV/m</th> <th>dBuV</th> <th>dB/m</th> <th>dB</th> <th>dB</th> <th>cm</th> <th>deg</th> <th></th> </tr> </thead> <tbody> <tr> <td>1 *</td> <td>5194.00</td> <td>100.00</td> <td>26.00</td> <td>74.00</td> <td>97.44</td> <td>31.12</td> <td>7.95</td> <td>36.51</td> <td>100</td> <td>165 Peak HORIZONTAL</td> </tr> <tr> <td>2 *</td> <td>5194.00</td> <td>93.10</td> <td>39.10</td> <td>54.00</td> <td>90.54</td> <td>31.12</td> <td>7.95</td> <td>36.51</td> <td>100</td> <td>165 Average HORIZONTAL</td> </tr> </tbody> </table>	Freq	Level	Over	Limit	ReadAntenna	Cable	Preamp	A/Pos	T/Pos	Remark	Pol/Phas	MHz	dBuV/m	dB	dBuV/m	dBuV	dB/m	dB	dB	cm	deg		1 *	5194.00	100.00	26.00	74.00	97.44	31.12	7.95	36.51	100	165 Peak HORIZONTAL	2 *	5194.00	93.10	39.10	54.00	90.54	31.12	7.95	36.51	100	165 Average HORIZONTAL
Freq	Level	Over	Limit	ReadAntenna	Cable	Preamp	A/Pos	T/Pos	Remark	Pol/Phas																																																																					
MHz	dBuV/m	dB	dBuV/m	dBuV	dB/m	dB	dB	cm	deg																																																																						
1	5138.24	62.17	-11.83	74.00	59.61	31.19	7.91	36.54	100	165 Peak HORIZONTAL																																																																					
Freq	Level	Over	Limit	ReadAntenna	Cable	Preamp	A/Pos	T/Pos	Remark	Pol/Phas																																																																					
MHz	dBuV/m	dB	dBuV/m	dBuV	dB/m	dB	dB	cm	deg																																																																						
1 *	5194.00	100.00	26.00	74.00	97.44	31.12	7.95	36.51	100	165 Peak HORIZONTAL																																																																					
2 *	5194.00	93.10	39.10	54.00	90.54	31.12	7.95	36.51	100	165 Average HORIZONTAL																																																																					
Avg.	<p>Site : 030M03-K5 Condition : SG BAND 1----3 (AVG) 3m HF ANT-201704-91200 HORIZONTAL Project : (FR) 760219 Mode : IS Plane : Pad-X JME1 : Full-directivity PowerSetting : 84</p> <table border="1"> <thead> <tr> <th>Freq</th> <th>Level</th> <th>Over</th> <th>Limit</th> <th>ReadAntenna</th> <th>Cable</th> <th>Preamp</th> <th>A/Pos</th> <th>T/Pos</th> <th>Remark</th> <th>Pol/Phas</th> </tr> <tr> <th>MHz</th> <th>dBuV/m</th> <th>dB</th> <th>dBuV/m</th> <th>dBuV</th> <th>dB/m</th> <th>dB</th> <th>dB</th> <th>cm</th> <th>deg</th> <th></th> </tr> </thead> <tbody> <tr> <td>1</td> <td>5150.00</td> <td>49.97</td> <td>-4.03</td> <td>54.00</td> <td>47.41</td> <td>31.17</td> <td>7.92</td> <td>36.53</td> <td>100</td> <td>165 Average HORIZONTAL</td> </tr> </tbody> </table>	Freq	Level	Over	Limit	ReadAntenna	Cable	Preamp	A/Pos	T/Pos	Remark	Pol/Phas	MHz	dBuV/m	dB	dBuV/m	dBuV	dB/m	dB	dB	cm	deg		1	5150.00	49.97	-4.03	54.00	47.41	31.17	7.92	36.53	100	165 Average HORIZONTAL																																													
Freq	Level	Over	Limit	ReadAntenna	Cable	Preamp	A/Pos	T/Pos	Remark	Pol/Phas																																																																					
MHz	dBuV/m	dB	dBuV/m	dBuV	dB/m	dB	dB	cm	deg																																																																						
1	5150.00	49.97	-4.03	54.00	47.41	31.17	7.92	36.53	100	165 Average HORIZONTAL																																																																					

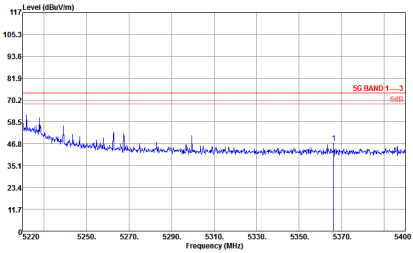
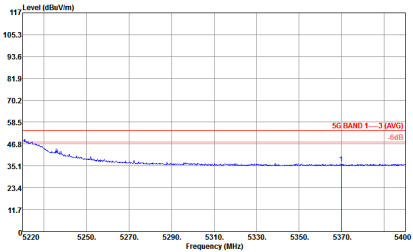


WIFI	Band 1 5150~5250MHz Band Edge @ 3m	
ANT	802.11ac VHT40 CH38 5190MHz - R	
1+2	Horizontal	Fundamental
<p>Peak</p>	 <pre> Site : 03CH03-KS Condition : 5G_BAND 1----3 3m HF ANT-201704-91200 HORIZONTAL Project : (FR) 760219 Mode : 19 Plane : Pad-X : Full-directivity IMEI : 86 Powersettig : 9.5 : Freq Level Over Limit ReadAntenna Cable Preamp A/Pos T/Pos Remark Pol/Phas ----- MHz dBuV/m dB dBuV/m dBuV dB/m dB dB cm deg 1 5370.64 48.58 -25.50 74.00 45.57 30.96 8.39 36.42 100 165 Peak HORIZONTAL </pre>	
<p>Avg.</p>	 <pre> Site : 03CH03-KS Condition : 5G_BAND 1----3 (AVG) 3m HF ANT-201704-91200 HORIZONTAL Project : (FR) 760219 Mode : 19 Plane : Pad-X : Full-directivity IMEI : 86 Powersettig : 9.5 : Freq Level Over Limit ReadAntenna Cable Preamp A/Pos T/Pos Remark Pol/Phas ----- MHz dBuV/m dB dBuV/m dBuV dB/m dB dB cm deg 1 5388.30 36.23 -17.77 54.00 33.28 30.94 8.43 36.42 100 165 Average HORIZONTAL </pre>	

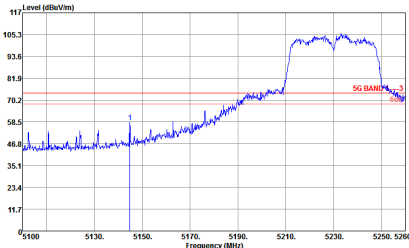
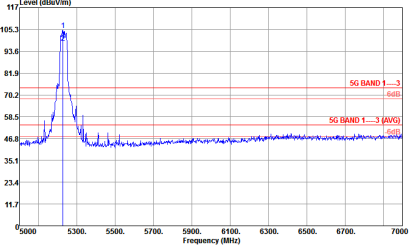
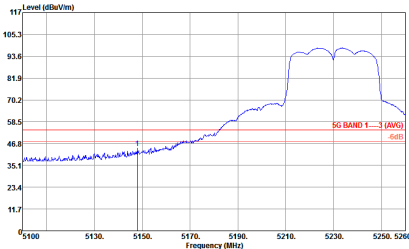


WIFI	Band 1 5150~5250MHz Band Edge @ 3m																																																																																	
ANT	802.11ac VHT40 CH38 5190MHz - L																																																																																	
1+2	Vertical	Fundamental																																																																																
Peak	<pre> Site : 03CH3-K5 Condition : 5G BAND 1----3 3m HF ANT-201704-91200 VERTICAL Project : (FR) 760219 Mode : 19 Plane : Pad-X : Full-directivity JME1 : #4 Powersettig : 9.5 </pre> <table border="1"> <thead> <tr> <th>Freq</th> <th>Level</th> <th>Over</th> <th>Limit</th> <th>ReadAntenna</th> <th>Cable</th> <th>Preamp</th> <th>A/Pos</th> <th>T/Pos</th> <th>Remark</th> <th>Pol/Phas</th> </tr> <tr> <th>NHz</th> <th>dBuV/m</th> <th>dB</th> <th>dBuV/m</th> <th>dBuV</th> <th>dB/m</th> <th>dB</th> <th>dB</th> <th>cm</th> <th>deg</th> <th></th> </tr> </thead> <tbody> <tr> <td>1</td> <td>5144.00</td> <td>58.18</td> <td>-15.82</td> <td>74.00</td> <td>55.62</td> <td>31.17</td> <td>7.92</td> <td>36.53</td> <td>300</td> <td>297 Peak</td> <td>VERTICAL</td> </tr> </tbody> </table>	Freq	Level	Over	Limit	ReadAntenna	Cable	Preamp	A/Pos	T/Pos	Remark	Pol/Phas	NHz	dBuV/m	dB	dBuV/m	dBuV	dB/m	dB	dB	cm	deg		1	5144.00	58.18	-15.82	74.00	55.62	31.17	7.92	36.53	300	297 Peak	VERTICAL	<pre> Site : 03CH3-K5 Condition : 5G BAND 1----3 3m HF ANT-201704-91200 VERTICAL Project : (FR) 760219 Mode : 19 Plane : Pad-X : Full-directivity JME1 : #4 Powersettig : 9.5 </pre> <table border="1"> <thead> <tr> <th>Freq</th> <th>Level</th> <th>Over</th> <th>Limit</th> <th>ReadAntenna</th> <th>Cable</th> <th>Preamp</th> <th>A/Pos</th> <th>T/Pos</th> <th>Remark</th> <th>Pol/Phas</th> </tr> <tr> <th>NHz</th> <th>dBuV/m</th> <th>dB</th> <th>dBuV/m</th> <th>dBuV</th> <th>dB/m</th> <th>dB</th> <th>dB</th> <th>cm</th> <th>deg</th> <th></th> </tr> </thead> <tbody> <tr> <td>1 *</td> <td>5190.00</td> <td>96.52</td> <td>22.52</td> <td>74.00</td> <td>83.96</td> <td>31.12</td> <td>7.95</td> <td>36.53</td> <td>300</td> <td>297 Peak</td> <td>VERTICAL</td> </tr> <tr> <td>2 *</td> <td>5190.00</td> <td>89.57</td> <td>35.57</td> <td>54.00</td> <td>87.01</td> <td>31.12</td> <td>7.95</td> <td>36.53</td> <td>300</td> <td>297 Average</td> <td>VERTICAL</td> </tr> </tbody> </table>	Freq	Level	Over	Limit	ReadAntenna	Cable	Preamp	A/Pos	T/Pos	Remark	Pol/Phas	NHz	dBuV/m	dB	dBuV/m	dBuV	dB/m	dB	dB	cm	deg		1 *	5190.00	96.52	22.52	74.00	83.96	31.12	7.95	36.53	300	297 Peak	VERTICAL	2 *	5190.00	89.57	35.57	54.00	87.01	31.12	7.95	36.53	300	297 Average	VERTICAL
Freq	Level	Over	Limit	ReadAntenna	Cable	Preamp	A/Pos	T/Pos	Remark	Pol/Phas																																																																								
NHz	dBuV/m	dB	dBuV/m	dBuV	dB/m	dB	dB	cm	deg																																																																									
1	5144.00	58.18	-15.82	74.00	55.62	31.17	7.92	36.53	300	297 Peak	VERTICAL																																																																							
Freq	Level	Over	Limit	ReadAntenna	Cable	Preamp	A/Pos	T/Pos	Remark	Pol/Phas																																																																								
NHz	dBuV/m	dB	dBuV/m	dBuV	dB/m	dB	dB	cm	deg																																																																									
1 *	5190.00	96.52	22.52	74.00	83.96	31.12	7.95	36.53	300	297 Peak	VERTICAL																																																																							
2 *	5190.00	89.57	35.57	54.00	87.01	31.12	7.95	36.53	300	297 Average	VERTICAL																																																																							
Avg.	<pre> Site : 03CH3-K5 Condition : 5G BAND 1----3 (AVG) 3m HF ANT-201704-91200 VERTICAL Project : (FR) 760219 Mode : 19 Plane : Pad-X : Full-directivity JME1 : #4 Powersettig : 9.5 </pre> <table border="1"> <thead> <tr> <th>Freq</th> <th>Level</th> <th>Over</th> <th>Limit</th> <th>ReadAntenna</th> <th>Cable</th> <th>Preamp</th> <th>A/Pos</th> <th>T/Pos</th> <th>Remark</th> <th>Pol/Phas</th> </tr> <tr> <th>NHz</th> <th>dBuV/m</th> <th>dB</th> <th>dBuV/m</th> <th>dBuV</th> <th>dB/m</th> <th>dB</th> <th>dB</th> <th>cm</th> <th>deg</th> <th></th> </tr> </thead> <tbody> <tr> <td>1</td> <td>5149.28</td> <td>48.12</td> <td>-5.88</td> <td>54.00</td> <td>45.56</td> <td>31.17</td> <td>7.92</td> <td>36.53</td> <td>300</td> <td>297 Average</td> <td>VERTICAL</td> </tr> </tbody> </table>	Freq	Level	Over	Limit	ReadAntenna	Cable	Preamp	A/Pos	T/Pos	Remark	Pol/Phas	NHz	dBuV/m	dB	dBuV/m	dBuV	dB/m	dB	dB	cm	deg		1	5149.28	48.12	-5.88	54.00	45.56	31.17	7.92	36.53	300	297 Average	VERTICAL																																															
Freq	Level	Over	Limit	ReadAntenna	Cable	Preamp	A/Pos	T/Pos	Remark	Pol/Phas																																																																								
NHz	dBuV/m	dB	dBuV/m	dBuV	dB/m	dB	dB	cm	deg																																																																									
1	5149.28	48.12	-5.88	54.00	45.56	31.17	7.92	36.53	300	297 Average	VERTICAL																																																																							



WIFI	Band 1 5150~5250MHz Band Edge @ 3m	
ANT	802.11ac VHT40 CH38 5190MHz - R	
1+2	Vertical	Fundamental
Peak	 <pre> Site Condition : 60CM03-K5 : 5G BAND 1----3 3m HF ANT-201704-91200 VERTICAL : Self-Auto Project : (FR) 760219 Node : 19 Plane : Pad-X : Full-directivity JMEI : 44 PowerSett : 9.5 : 9.5 : Over Limit ReadAntenna Cable Preamp A/Pos T/Pos : Limit Line Level Factor Loss Factor cm deg : ----- 1 5366.34 47.32 -26.68 74.00 44.39 30.96 8.39 36.42 300 297 Peak VERTICAL </pre>	
Avg.	 <pre> Site Condition : 60CM03-K5 : 5G BAND 1----3 (AVG) 3m HF ANT-201704-91200 VERTICAL : Self-Auto Project : (FR) 760219 Node : 19 Plane : Pad-X : Full-directivity JMEI : 44 PowerSett : 9.5 : 9.5 : Over Limit ReadAntenna Cable Preamp A/Pos T/Pos : Limit Line Level Factor Loss Factor cm deg : ----- 1 5369.94 36.11 -17.89 54.00 33.18 30.96 8.39 36.42 300 297 Average VERTICAL </pre>	



WIFI	Band 1 5150~5250MHz Band Edge @ 3m																																																																																	
ANT	802.11ac VHT40 CH46 5230MHz - L																																																																																	
1+2	Horizontal	Fundamental																																																																																
<p>Peak</p>	 <p>Site : 030M03-K5 Condition : SG BAND 1----3 3m HF ANT-201704-91200 HORIZONTAL Project : Self/ Auto Node : (FR) 760219 Plane : 20 Plane : Pad-X Plane : Full-directivity MEI : 44 PowerSetting : 14.5</p> <table border="1"> <thead> <tr> <th>Freq</th> <th>Level</th> <th>Over</th> <th>Limit</th> <th>ReadAntenna</th> <th>Cable</th> <th>Preamp</th> <th>A/Pos</th> <th>T/Pos</th> <th>Remark</th> <th>Pol/Phas</th> </tr> <tr> <th>MHz</th> <th>dBuV/m</th> <th>dB</th> <th>dBuV/m</th> <th>dBuV</th> <th>dB/m</th> <th>dB</th> <th>cm</th> <th>deg</th> <th></th> <th></th> </tr> </thead> <tbody> <tr> <td>1</td> <td>5144.00</td> <td>58.31</td> <td>-15.69</td> <td>74.00</td> <td>55.75</td> <td>31.17</td> <td>7.92</td> <td>36.53</td> <td>100</td> <td>169 Peak</td> <td>HORIZONTAL</td> </tr> </tbody> </table>	Freq	Level	Over	Limit	ReadAntenna	Cable	Preamp	A/Pos	T/Pos	Remark	Pol/Phas	MHz	dBuV/m	dB	dBuV/m	dBuV	dB/m	dB	cm	deg			1	5144.00	58.31	-15.69	74.00	55.75	31.17	7.92	36.53	100	169 Peak	HORIZONTAL	 <p>Site : 030M03-K5 Condition : SG BAND 1----3 3m HF ANT-201704-91200 HORIZONTAL Project : Self/ Auto Node : (FR) 760219 Plane : 20 Plane : Pad-X Plane : Full-directivity MEI : 44 PowerSetting : 14.5</p> <table border="1"> <thead> <tr> <th>Freq</th> <th>Level</th> <th>Over</th> <th>Limit</th> <th>ReadAntenna</th> <th>Cable</th> <th>Preamp</th> <th>A/Pos</th> <th>T/Pos</th> <th>Remark</th> <th>Pol/Phas</th> </tr> <tr> <th>MHz</th> <th>dBuV/m</th> <th>dB</th> <th>dBuV/m</th> <th>dBuV</th> <th>dB/m</th> <th>dB</th> <th>cm</th> <th>deg</th> <th></th> <th></th> </tr> </thead> <tbody> <tr> <td>1 *</td> <td>5226.00</td> <td>104.81</td> <td>30.81</td> <td>74.00</td> <td>102.17</td> <td>31.89</td> <td>8.04</td> <td>36.49</td> <td>100</td> <td>169 Peak</td> <td>HORIZONTAL</td> </tr> <tr> <td>2 *</td> <td>5226.00</td> <td>98.26</td> <td>44.26</td> <td>54.00</td> <td>95.62</td> <td>31.89</td> <td>8.04</td> <td>36.49</td> <td>100</td> <td>169 Average</td> <td>HORIZONTAL</td> </tr> </tbody> </table>	Freq	Level	Over	Limit	ReadAntenna	Cable	Preamp	A/Pos	T/Pos	Remark	Pol/Phas	MHz	dBuV/m	dB	dBuV/m	dBuV	dB/m	dB	cm	deg			1 *	5226.00	104.81	30.81	74.00	102.17	31.89	8.04	36.49	100	169 Peak	HORIZONTAL	2 *	5226.00	98.26	44.26	54.00	95.62	31.89	8.04	36.49	100	169 Average	HORIZONTAL
Freq	Level	Over	Limit	ReadAntenna	Cable	Preamp	A/Pos	T/Pos	Remark	Pol/Phas																																																																								
MHz	dBuV/m	dB	dBuV/m	dBuV	dB/m	dB	cm	deg																																																																										
1	5144.00	58.31	-15.69	74.00	55.75	31.17	7.92	36.53	100	169 Peak	HORIZONTAL																																																																							
Freq	Level	Over	Limit	ReadAntenna	Cable	Preamp	A/Pos	T/Pos	Remark	Pol/Phas																																																																								
MHz	dBuV/m	dB	dBuV/m	dBuV	dB/m	dB	cm	deg																																																																										
1 *	5226.00	104.81	30.81	74.00	102.17	31.89	8.04	36.49	100	169 Peak	HORIZONTAL																																																																							
2 *	5226.00	98.26	44.26	54.00	95.62	31.89	8.04	36.49	100	169 Average	HORIZONTAL																																																																							
<p>Avg.</p>	 <p>Site : 030M03-K5 Condition : SG BAND 1----3 (AVG) 3m HF ANT-201704-91200 HORIZONTAL Project : Self/ Auto Node : (FR) 760219 Plane : 20 Plane : Pad-X Plane : Full-directivity MEI : 44 PowerSetting : 14.5</p> <table border="1"> <thead> <tr> <th>Freq</th> <th>Level</th> <th>Over</th> <th>Limit</th> <th>ReadAntenna</th> <th>Cable</th> <th>Preamp</th> <th>A/Pos</th> <th>T/Pos</th> <th>Remark</th> <th>Pol/Phas</th> </tr> <tr> <th>MHz</th> <th>dBuV/m</th> <th>dB</th> <th>dBuV/m</th> <th>dBuV</th> <th>dB/m</th> <th>dB</th> <th>cm</th> <th>deg</th> <th></th> <th></th> </tr> </thead> <tbody> <tr> <td>1</td> <td>5148.00</td> <td>44.29</td> <td>-9.71</td> <td>54.00</td> <td>41.73</td> <td>31.17</td> <td>7.92</td> <td>36.53</td> <td>100</td> <td>169 Average</td> <td>HORIZONTAL</td> </tr> </tbody> </table>	Freq	Level	Over	Limit	ReadAntenna	Cable	Preamp	A/Pos	T/Pos	Remark	Pol/Phas	MHz	dBuV/m	dB	dBuV/m	dBuV	dB/m	dB	cm	deg			1	5148.00	44.29	-9.71	54.00	41.73	31.17	7.92	36.53	100	169 Average	HORIZONTAL																																															
Freq	Level	Over	Limit	ReadAntenna	Cable	Preamp	A/Pos	T/Pos	Remark	Pol/Phas																																																																								
MHz	dBuV/m	dB	dBuV/m	dBuV	dB/m	dB	cm	deg																																																																										
1	5148.00	44.29	-9.71	54.00	41.73	31.17	7.92	36.53	100	169 Average	HORIZONTAL																																																																							



WIFI	Band 1 5150~5250MHz Band Edge @ 3m	
ANT	802.11ac VHT40 CH46 5230MHz - R	
1+2	Horizontal	Fundamental
<p>Peak</p>	<pre> Site Condition : 830W3-K5 : 5G BAND 1----3 3m HF ANT-201704-91200 HORIZONTAL : SW/Auto Project : (FR) 760219 Node : 20 Plane : Pad-X Plane : Full-directivity JMEI : 44 Powersettig : 14.5 : 14.5 Freq Level Over Limit ReadAntenna Cable Pream A/Pos T/Pos Remark Pol/Phas MHz dBuV/m dB dBuV/m dBuV dB/m dB dB cm deg 1 5359.50 54.02 -19.18 74.00 51.93 30.98 8.34 36.43 100 169 Peak HORIZONTAL </pre>	
<p>Avg.</p>	<pre> Site Condition : 830W3-K5 : 5G BAND 1----3 (AVG) 3m HF ANT-201704-91200 HORIZONTAL : SW/Auto Project : (FR) 760219 Node : 20 Plane : Pad-X Plane : Full-directivity JMEI : 44 Powersettig : 14.5 : 14.5 Freq Level Over Limit ReadAntenna Cable Pream A/Pos T/Pos Remark Pol/Phas MHz dBuV/m dB dBuV/m dBuV dB/m dB dB cm deg 1 5354.64 39.07 -14.93 54.00 36.18 30.98 8.34 36.43 100 169 Average HORIZONTAL </pre>	



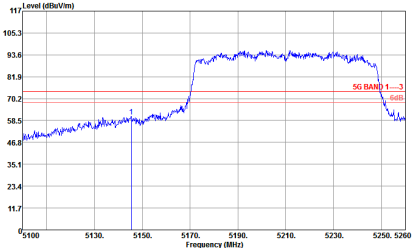
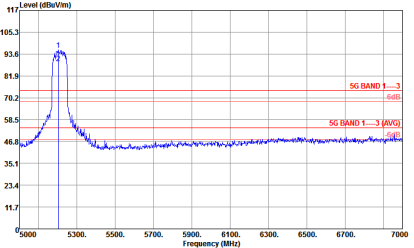
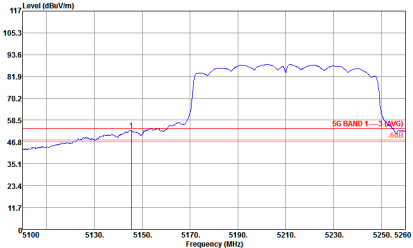
WIFI	Band 1 5150~5250MHz Band Edge @ 3m																																																																																
ANT	802.11ac VHT40 CH46 5230MHz - L																																																																																
1+2	Vertical	Fundamental																																																																															
Peak	<p>Site : 03CH3-K5 Condition : 5G BAND 1----3 3m HF ANT-201704-91200 VERTICAL Project : (FR) 760219 Mode : 20 Plane : Pad-x JME1 : Full-directivity PowerSetting : 44</p> <table border="1"> <thead> <tr> <th>Freq</th> <th>Level</th> <th>Over</th> <th>Limit</th> <th>ReadAntenna</th> <th>Cable Preamp</th> <th>A/Pos</th> <th>T/Pos</th> <th>Remark</th> <th>Pol/Phas</th> </tr> <tr> <th>MHz</th> <th>dBuV/m</th> <th>dB</th> <th>dBuV/m</th> <th>dBuV</th> <th>dB/m</th> <th>dB</th> <th>cm</th> <th>deg</th> <th></th> </tr> </thead> <tbody> <tr> <td>1</td> <td>5146.88</td> <td>53.21</td> <td>-20.79</td> <td>74.00</td> <td>50.65</td> <td>31.17</td> <td>7.92</td> <td>36.53</td> <td>300</td> <td>300</td> <td>Peak</td> <td>VERTICAL</td> </tr> </tbody> </table>	Freq	Level	Over	Limit	ReadAntenna	Cable Preamp	A/Pos	T/Pos	Remark	Pol/Phas	MHz	dBuV/m	dB	dBuV/m	dBuV	dB/m	dB	cm	deg		1	5146.88	53.21	-20.79	74.00	50.65	31.17	7.92	36.53	300	300	Peak	VERTICAL	<p>Site : 03CH3-K5 Condition : 5G BAND 1----3 3m HF ANT-201704-91200 VERTICAL Project : (FR) 760219 Mode : 20 Plane : Pad-x JME1 : Full-directivity PowerSetting : 44</p> <table border="1"> <thead> <tr> <th>Freq</th> <th>Level</th> <th>Over</th> <th>Limit</th> <th>ReadAntenna</th> <th>Cable Preamp</th> <th>A/Pos</th> <th>T/Pos</th> <th>Remark</th> <th>Pol/Phas</th> </tr> <tr> <th>MHz</th> <th>dBuV/m</th> <th>dB</th> <th>dBuV/m</th> <th>dBuV</th> <th>dB/m</th> <th>dB</th> <th>cm</th> <th>deg</th> <th></th> </tr> </thead> <tbody> <tr> <td>1 *</td> <td>5234.00</td> <td>101.32</td> <td>27.32</td> <td>74.00</td> <td>98.72</td> <td>31.11</td> <td>7.99</td> <td>36.50</td> <td>300</td> <td>300</td> <td>Peak</td> <td>VERTICAL</td> </tr> <tr> <td>2 *</td> <td>5234.00</td> <td>94.46</td> <td>40.46</td> <td>54.00</td> <td>91.86</td> <td>31.11</td> <td>7.99</td> <td>36.50</td> <td>300</td> <td>300</td> <td>Average</td> <td>VERTICAL</td> </tr> </tbody> </table>	Freq	Level	Over	Limit	ReadAntenna	Cable Preamp	A/Pos	T/Pos	Remark	Pol/Phas	MHz	dBuV/m	dB	dBuV/m	dBuV	dB/m	dB	cm	deg		1 *	5234.00	101.32	27.32	74.00	98.72	31.11	7.99	36.50	300	300	Peak	VERTICAL	2 *	5234.00	94.46	40.46	54.00	91.86	31.11	7.99	36.50	300	300	Average	VERTICAL
Freq	Level	Over	Limit	ReadAntenna	Cable Preamp	A/Pos	T/Pos	Remark	Pol/Phas																																																																								
MHz	dBuV/m	dB	dBuV/m	dBuV	dB/m	dB	cm	deg																																																																									
1	5146.88	53.21	-20.79	74.00	50.65	31.17	7.92	36.53	300	300	Peak	VERTICAL																																																																					
Freq	Level	Over	Limit	ReadAntenna	Cable Preamp	A/Pos	T/Pos	Remark	Pol/Phas																																																																								
MHz	dBuV/m	dB	dBuV/m	dBuV	dB/m	dB	cm	deg																																																																									
1 *	5234.00	101.32	27.32	74.00	98.72	31.11	7.99	36.50	300	300	Peak	VERTICAL																																																																					
2 *	5234.00	94.46	40.46	54.00	91.86	31.11	7.99	36.50	300	300	Average	VERTICAL																																																																					
Avg.	<p>Site : 03CH3-K5 Condition : 5G BAND 1----3 (AVG) 3m HF ANT-201704-91200 VERTICAL Project : (FR) 760219 Mode : 20 Plane : Pad-x JME1 : Full-directivity PowerSetting : 44</p> <table border="1"> <thead> <tr> <th>Freq</th> <th>Level</th> <th>Over</th> <th>Limit</th> <th>ReadAntenna</th> <th>Cable Preamp</th> <th>A/Pos</th> <th>T/Pos</th> <th>Remark</th> <th>Pol/Phas</th> </tr> <tr> <th>MHz</th> <th>dBuV/m</th> <th>dB</th> <th>dBuV/m</th> <th>dBuV</th> <th>dB/m</th> <th>dB</th> <th>cm</th> <th>deg</th> <th></th> </tr> </thead> <tbody> <tr> <td>1</td> <td>5146.40</td> <td>40.53</td> <td>-13.47</td> <td>54.00</td> <td>37.97</td> <td>31.17</td> <td>7.92</td> <td>36.53</td> <td>300</td> <td>300</td> <td>Average</td> <td>VERTICAL</td> </tr> </tbody> </table>	Freq	Level	Over	Limit	ReadAntenna	Cable Preamp	A/Pos	T/Pos	Remark	Pol/Phas	MHz	dBuV/m	dB	dBuV/m	dBuV	dB/m	dB	cm	deg		1	5146.40	40.53	-13.47	54.00	37.97	31.17	7.92	36.53	300	300	Average	VERTICAL																																															
Freq	Level	Over	Limit	ReadAntenna	Cable Preamp	A/Pos	T/Pos	Remark	Pol/Phas																																																																								
MHz	dBuV/m	dB	dBuV/m	dBuV	dB/m	dB	cm	deg																																																																									
1	5146.40	40.53	-13.47	54.00	37.97	31.17	7.92	36.53	300	300	Average	VERTICAL																																																																					



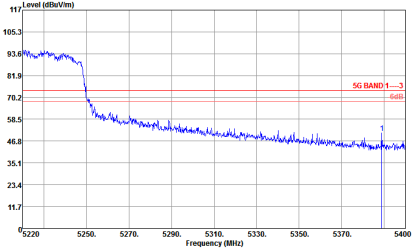
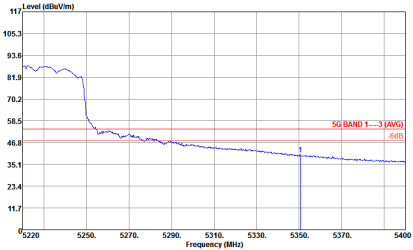
WIFI	Band 1 5150~5250MHz Band Edge @ 3m	
ANT	802.11ac VHT40 CH46 5230MHz - R	
1+2	Vertical	Fundamental
<p>Peak</p>	<pre> Site : 03CH3-KS Condition : 5G BAND 1----3 3m HF ANT-201704-91200 VERTICAL Project : (FR) 760219 Node : 20 Plane : Pad-X MEI : Full-directivity PowerSett : 44 : 14.5 ----- Freq Level Over Limit ReadAntenna Cable Preamp A/Pos T/Pos Remark Pol/Phas MHz dBuV/m dB dBuV/m dBuV dB/m dB dB cm deg ----- 1 5357.16 54.23 -19.77 74.00 51.34 30.98 8.34 36.43 300 300 Peak VERTICAL </pre>	
<p>Avg.</p>	<pre> Site : 03CH3-KS Condition : 5G BAND 1----3 (AVG) 3m HF ANT-201704-91200 VERTICAL Project : (FR) 760219 Node : 20 Plane : Pad-X MEI : Full-directivity PowerSett : 44 : 14.5 ----- Freq Level Over Limit ReadAntenna Cable Preamp A/Pos T/Pos Remark Pol/Phas MHz dBuV/m dB dBuV/m dBuV dB/m dB dB cm deg ----- 1 5358.06 37.59 -16.41 54.00 34.70 30.98 8.34 36.43 300 300 Average VERTICAL </pre>	



Band 1 5150~5250MHz
WIFI 802.11ac VHT80 (Band Edge @ 3m)

WIFI	Band 1 5150~5250MHz Band Edge @ 3m																																																																																										
ANT	802.11ac VHT80 CH42 5210MHz - L																																																																																										
1+2	Horizontal	Fundamental																																																																																									
Peak	 <p>Site : 03CMB3-K5 Condition : 5G BAND 1----3 3m HF ANT-201704-91200 HORIZONTAL Project : (FR) 760219 Mode : 20 Plane : Pad-X IHEI : Full-directivity PowerSetting : #4</p> <table border="1"> <thead> <tr> <th>Over</th> <th>Limit</th> <th>ReadAntenna</th> <th>Cable Preamp</th> <th>A/Pos</th> <th>T/Pos</th> <th>Remark</th> <th>Pol/Phas</th> </tr> <tr> <th>Freq</th> <th>Level</th> <th>Limit</th> <th>Line</th> <th>Level</th> <th>Factor</th> <th>Loss</th> <th>Factor</th> </tr> <tr> <th>MHz</th> <th>dBuV/m</th> <th>dB</th> <th>dBuV/m</th> <th>dBuV</th> <th>dB/m</th> <th>dB</th> <th>cm</th> <th>deg</th> </tr> </thead> <tbody> <tr> <td>1</td> <td>5145.44</td> <td>68.73</td> <td>-13.27</td> <td>74.00</td> <td>58.17</td> <td>31.17</td> <td>7.92</td> <td>36.53</td> <td>100</td> <td>165</td> <td>Peak</td> <td>HORIZONTAL</td> </tr> </tbody> </table>	Over	Limit	ReadAntenna	Cable Preamp	A/Pos	T/Pos	Remark	Pol/Phas	Freq	Level	Limit	Line	Level	Factor	Loss	Factor	MHz	dBuV/m	dB	dBuV/m	dBuV	dB/m	dB	cm	deg	1	5145.44	68.73	-13.27	74.00	58.17	31.17	7.92	36.53	100	165	Peak	HORIZONTAL	 <p>Site : 03CMB3-K5 Condition : 5G BAND 1----3 3m HF ANT-201704-91200 HORIZONTAL Project : (FR) 760219 Mode : 20 Plane : Pad-X IHEI : Full-directivity PowerSetting : #4</p> <table border="1"> <thead> <tr> <th>Over</th> <th>Limit</th> <th>ReadAntenna</th> <th>Cable Preamp</th> <th>A/Pos</th> <th>T/Pos</th> <th>Remark</th> <th>Pol/Phas</th> </tr> <tr> <th>Freq</th> <th>Level</th> <th>Limit</th> <th>Line</th> <th>Level</th> <th>Factor</th> <th>Loss</th> <th>Factor</th> </tr> <tr> <th>MHz</th> <th>dBuV/m</th> <th>dB</th> <th>dBuV/m</th> <th>dBuV</th> <th>dB/m</th> <th>dB</th> <th>cm</th> <th>deg</th> </tr> </thead> <tbody> <tr> <td>1</td> <td>5202.00</td> <td>95.94</td> <td>21.04</td> <td>74.00</td> <td>93.38</td> <td>31.12</td> <td>7.95</td> <td>36.51</td> <td>100</td> <td>165</td> <td>Peak</td> <td>HORIZONTAL</td> </tr> <tr> <td>2</td> <td>5202.00</td> <td>80.54</td> <td>34.54</td> <td>74.00</td> <td>85.98</td> <td>31.12</td> <td>7.95</td> <td>36.51</td> <td>100</td> <td>165</td> <td>Average</td> <td>HORIZONTAL</td> </tr> </tbody> </table>	Over	Limit	ReadAntenna	Cable Preamp	A/Pos	T/Pos	Remark	Pol/Phas	Freq	Level	Limit	Line	Level	Factor	Loss	Factor	MHz	dBuV/m	dB	dBuV/m	dBuV	dB/m	dB	cm	deg	1	5202.00	95.94	21.04	74.00	93.38	31.12	7.95	36.51	100	165	Peak	HORIZONTAL	2	5202.00	80.54	34.54	74.00	85.98	31.12	7.95	36.51	100	165	Average	HORIZONTAL
Over	Limit	ReadAntenna	Cable Preamp	A/Pos	T/Pos	Remark	Pol/Phas																																																																																				
Freq	Level	Limit	Line	Level	Factor	Loss	Factor																																																																																				
MHz	dBuV/m	dB	dBuV/m	dBuV	dB/m	dB	cm	deg																																																																																			
1	5145.44	68.73	-13.27	74.00	58.17	31.17	7.92	36.53	100	165	Peak	HORIZONTAL																																																																															
Over	Limit	ReadAntenna	Cable Preamp	A/Pos	T/Pos	Remark	Pol/Phas																																																																																				
Freq	Level	Limit	Line	Level	Factor	Loss	Factor																																																																																				
MHz	dBuV/m	dB	dBuV/m	dBuV	dB/m	dB	cm	deg																																																																																			
1	5202.00	95.94	21.04	74.00	93.38	31.12	7.95	36.51	100	165	Peak	HORIZONTAL																																																																															
2	5202.00	80.54	34.54	74.00	85.98	31.12	7.95	36.51	100	165	Average	HORIZONTAL																																																																															
Avg.	 <p>Site : 03CMB3-K5 Condition : 5G BAND 1----3 (AVG) 3m HF ANT-201704-91200 HORIZONTAL Project : (FR) 760219 Mode : 20 Plane : Pad-X IHEI : Full-directivity PowerSetting : #4</p> <table border="1"> <thead> <tr> <th>Over</th> <th>Limit</th> <th>ReadAntenna</th> <th>Cable Preamp</th> <th>A/Pos</th> <th>T/Pos</th> <th>Remark</th> <th>Pol/Phas</th> </tr> <tr> <th>Freq</th> <th>Level</th> <th>Limit</th> <th>Line</th> <th>Level</th> <th>Factor</th> <th>Loss</th> <th>Factor</th> </tr> <tr> <th>MHz</th> <th>dBuV/m</th> <th>dB</th> <th>dBuV/m</th> <th>dBuV</th> <th>dB/m</th> <th>dB</th> <th>cm</th> <th>deg</th> </tr> </thead> <tbody> <tr> <td>1</td> <td>5145.44</td> <td>53.22</td> <td>-8.78</td> <td>54.00</td> <td>58.66</td> <td>31.17</td> <td>7.92</td> <td>36.53</td> <td>100</td> <td>165</td> <td>Average</td> <td>HORIZONTAL</td> </tr> </tbody> </table>	Over	Limit	ReadAntenna	Cable Preamp	A/Pos	T/Pos	Remark	Pol/Phas	Freq	Level	Limit	Line	Level	Factor	Loss	Factor	MHz	dBuV/m	dB	dBuV/m	dBuV	dB/m	dB	cm	deg	1	5145.44	53.22	-8.78	54.00	58.66	31.17	7.92	36.53	100	165	Average	HORIZONTAL																																																				
Over	Limit	ReadAntenna	Cable Preamp	A/Pos	T/Pos	Remark	Pol/Phas																																																																																				
Freq	Level	Limit	Line	Level	Factor	Loss	Factor																																																																																				
MHz	dBuV/m	dB	dBuV/m	dBuV	dB/m	dB	cm	deg																																																																																			
1	5145.44	53.22	-8.78	54.00	58.66	31.17	7.92	36.53	100	165	Average	HORIZONTAL																																																																															



WIFI	Band 1 5150~5250MHz Band Edge @ 3m																																		
ANT	802.11ac VHT80 CH42 5210MHz - R																																		
1+2	Horizontal	Fundamental																																	
<p>Peak</p>	 <pre> Site : 03C803-K5 Condition : 5G BAND 1---3 3m HP ANT-201704-91200 HORIZONTAL Project : (FR) 760219 Mode : 20 Plane : PadK Power : Full-directivity PowerSetting : 0 </pre> <table border="1"> <thead> <tr> <th>Freq</th> <th>Level</th> <th>Over</th> <th>Limit</th> <th>ReadAntenna</th> <th>Cable</th> <th>Preamp</th> <th>A/Pos</th> <th>T/Pos</th> <th>Remark</th> <th>Pol/Phas</th> </tr> <tr> <th>MHz</th> <th>dBuV/m</th> <th>dB</th> <th>dBuV/m</th> <th>dB</th> <th>dB</th> <th>dB</th> <th>cm</th> <th>deg</th> <th></th> <th></th> </tr> </thead> <tbody> <tr> <td>1 5388.04</td> <td>51.20</td> <td>-22.00</td> <td>74.00</td> <td>46.25</td> <td>30.94</td> <td>8.43</td> <td>36.42</td> <td>100</td> <td>165 Peak</td> <td>HORIZONTAL</td> </tr> </tbody> </table>	Freq	Level	Over	Limit	ReadAntenna	Cable	Preamp	A/Pos	T/Pos	Remark	Pol/Phas	MHz	dBuV/m	dB	dBuV/m	dB	dB	dB	cm	deg			1 5388.04	51.20	-22.00	74.00	46.25	30.94	8.43	36.42	100	165 Peak	HORIZONTAL	
Freq	Level	Over	Limit	ReadAntenna	Cable	Preamp	A/Pos	T/Pos	Remark	Pol/Phas																									
MHz	dBuV/m	dB	dBuV/m	dB	dB	dB	cm	deg																											
1 5388.04	51.20	-22.00	74.00	46.25	30.94	8.43	36.42	100	165 Peak	HORIZONTAL																									
<p>Avg.</p>	 <pre> Site : 03C803-K5 Condition : 5G BAND 1---3 (AVG) 3m HP ANT-201704-91200 HORIZONTAL Project : (FR) 760219 Mode : 20 Plane : PadK Power : Full-directivity PowerSetting : 0 </pre> <table border="1"> <thead> <tr> <th>Freq</th> <th>Level</th> <th>Over</th> <th>Limit</th> <th>ReadAntenna</th> <th>Cable</th> <th>Preamp</th> <th>A/Pos</th> <th>T/Pos</th> <th>Remark</th> <th>Pol/Phas</th> </tr> <tr> <th>MHz</th> <th>dBuV/m</th> <th>dB</th> <th>dBuV/m</th> <th>dB</th> <th>dB</th> <th>dB</th> <th>cm</th> <th>deg</th> <th></th> <th></th> </tr> </thead> <tbody> <tr> <td>1 5350.68</td> <td>40.19</td> <td>-13.71</td> <td>54.00</td> <td>37.40</td> <td>30.98</td> <td>8.34</td> <td>36.43</td> <td>100</td> <td>165 Average</td> <td>HORIZONTAL</td> </tr> </tbody> </table>	Freq	Level	Over	Limit	ReadAntenna	Cable	Preamp	A/Pos	T/Pos	Remark	Pol/Phas	MHz	dBuV/m	dB	dBuV/m	dB	dB	dB	cm	deg			1 5350.68	40.19	-13.71	54.00	37.40	30.98	8.34	36.43	100	165 Average	HORIZONTAL	
Freq	Level	Over	Limit	ReadAntenna	Cable	Preamp	A/Pos	T/Pos	Remark	Pol/Phas																									
MHz	dBuV/m	dB	dBuV/m	dB	dB	dB	cm	deg																											
1 5350.68	40.19	-13.71	54.00	37.40	30.98	8.34	36.43	100	165 Average	HORIZONTAL																									



WIFI	Band 1 5150~5250MHz Band Edge @ 3m																																																																								
ANT	802.11ac VHT80 CH42 5210MHz - L																																																																								
1+2	Vertical	Fundamental																																																																							
Peak	<p>Site : 030803-KS Condition : 5G BAND 1----3 3m HF ANT-201704-91200 VERTICAL Project : (FR) 760219 Mode : 26 Plane : Peak MEI : Full-directivity PowerSetting : 44</p> <table border="1"> <thead> <tr> <th>Over</th> <th>Limit</th> <th>ReadAntenna</th> <th>Cable Preamp</th> <th>A/Pos</th> <th>T/Pos</th> <th>Remark</th> <th>Pol/Phas</th> </tr> <tr> <th>MHz</th> <th>dBuV/m</th> <th>dBuV/m</th> <th>dB/m</th> <th>dB</th> <th>cm</th> <th>deg</th> <th></th> </tr> </thead> <tbody> <tr> <td>1</td> <td>5148.16</td> <td>57.74</td> <td>-16.26</td> <td>74.00</td> <td>55.18</td> <td>31.17</td> <td>7.92</td> <td>36.53</td> <td>300</td> <td>295</td> <td>Peak</td> <td>VERTICAL</td> </tr> </tbody> </table>	Over	Limit	ReadAntenna	Cable Preamp	A/Pos	T/Pos	Remark	Pol/Phas	MHz	dBuV/m	dBuV/m	dB/m	dB	cm	deg		1	5148.16	57.74	-16.26	74.00	55.18	31.17	7.92	36.53	300	295	Peak	VERTICAL	<p>Site : 030803-KS Condition : 5G BAND 1----3 3m HF ANT-201704-91200 VERTICAL Project : (FR) 760219 Mode : 26 Plane : Peak MEI : Full-directivity PowerSetting : 44</p> <table border="1"> <thead> <tr> <th>Over</th> <th>Limit</th> <th>ReadAntenna</th> <th>Cable Preamp</th> <th>A/Pos</th> <th>T/Pos</th> <th>Remark</th> <th>Pol/Phas</th> </tr> <tr> <th>MHz</th> <th>dBuV/m</th> <th>dBuV/m</th> <th>dB/m</th> <th>dB</th> <th>cm</th> <th>deg</th> <th></th> </tr> </thead> <tbody> <tr> <td>1 *</td> <td>5208.00</td> <td>92.14</td> <td>18.14</td> <td>74.00</td> <td>89.54</td> <td>31.11</td> <td>7.99</td> <td>36.50</td> <td>300</td> <td>295</td> <td>Peak</td> <td>VERTICAL</td> </tr> <tr> <td>2 *</td> <td>5208.00</td> <td>84.83</td> <td>30.83</td> <td>54.00</td> <td>82.23</td> <td>31.11</td> <td>7.99</td> <td>36.50</td> <td>300</td> <td>295</td> <td>Average</td> <td>VERTICAL</td> </tr> </tbody> </table>	Over	Limit	ReadAntenna	Cable Preamp	A/Pos	T/Pos	Remark	Pol/Phas	MHz	dBuV/m	dBuV/m	dB/m	dB	cm	deg		1 *	5208.00	92.14	18.14	74.00	89.54	31.11	7.99	36.50	300	295	Peak	VERTICAL	2 *	5208.00	84.83	30.83	54.00	82.23	31.11	7.99	36.50	300	295	Average	VERTICAL
Over	Limit	ReadAntenna	Cable Preamp	A/Pos	T/Pos	Remark	Pol/Phas																																																																		
MHz	dBuV/m	dBuV/m	dB/m	dB	cm	deg																																																																			
1	5148.16	57.74	-16.26	74.00	55.18	31.17	7.92	36.53	300	295	Peak	VERTICAL																																																													
Over	Limit	ReadAntenna	Cable Preamp	A/Pos	T/Pos	Remark	Pol/Phas																																																																		
MHz	dBuV/m	dBuV/m	dB/m	dB	cm	deg																																																																			
1 *	5208.00	92.14	18.14	74.00	89.54	31.11	7.99	36.50	300	295	Peak	VERTICAL																																																													
2 *	5208.00	84.83	30.83	54.00	82.23	31.11	7.99	36.50	300	295	Average	VERTICAL																																																													
Avg.	<p>Site : 030803-KS Condition : 5G BAND 1----3 (AVG) 3m HF ANT-201704-91200 VERTICAL Project : (FR) 760219 Mode : 26 Plane : Peak MEI : Full-directivity PowerSetting : 44</p> <table border="1"> <thead> <tr> <th>Over</th> <th>Limit</th> <th>ReadAntenna</th> <th>Cable Preamp</th> <th>A/Pos</th> <th>T/Pos</th> <th>Remark</th> <th>Pol/Phas</th> </tr> <tr> <th>MHz</th> <th>dBuV/m</th> <th>dBuV/m</th> <th>dB/m</th> <th>dB</th> <th>cm</th> <th>deg</th> <th></th> </tr> </thead> <tbody> <tr> <td>1</td> <td>5148.48</td> <td>49.88</td> <td>-4.92</td> <td>54.00</td> <td>46.52</td> <td>31.17</td> <td>7.92</td> <td>36.53</td> <td>300</td> <td>295</td> <td>Average</td> <td>VERTICAL</td> </tr> </tbody> </table>	Over	Limit	ReadAntenna	Cable Preamp	A/Pos	T/Pos	Remark	Pol/Phas	MHz	dBuV/m	dBuV/m	dB/m	dB	cm	deg		1	5148.48	49.88	-4.92	54.00	46.52	31.17	7.92	36.53	300	295	Average	VERTICAL																																											
Over	Limit	ReadAntenna	Cable Preamp	A/Pos	T/Pos	Remark	Pol/Phas																																																																		
MHz	dBuV/m	dBuV/m	dB/m	dB	cm	deg																																																																			
1	5148.48	49.88	-4.92	54.00	46.52	31.17	7.92	36.53	300	295	Average	VERTICAL																																																													



WIFI	Band 1 5150~5250MHz Band Edge @ 3m																																		
ANT	802.11ac VHT80 CH42 5210MHz - R																																		
1+2	Vertical	Fundamental																																	
Peak	<pre> Site : 03CMB3-K5 Condition : 5G BAND 1-3 @ 3m HF ANT-201704-91200 VERTICAL Project : 17F3 760219 Node : 26 Plane : Padck Flare : Full-directivity JNE1 : 84 Powersettig : 0 </pre> <table border="1"> <thead> <tr> <th>Freq</th> <th>Level</th> <th>Over</th> <th>Limit</th> <th>ReadAntenna</th> <th>Cable</th> <th>Preamp</th> <th>A/Pos</th> <th>T/Pos</th> <th>Remark</th> <th>Pol/Phas</th> </tr> <tr> <th>MHz</th> <th>dBuV/m</th> <th>dB</th> <th>dBuV/m</th> <th>dBuV</th> <th>dB/m</th> <th>dB</th> <th>dB</th> <th>cm</th> <th>deg</th> <th></th> </tr> </thead> <tbody> <tr> <td>1 5375.70</td> <td>46.61</td> <td>-27.39</td> <td>74.00</td> <td>43.68</td> <td>30.96</td> <td>8.39</td> <td>36.42</td> <td>300</td> <td>295</td> <td>Peak VERTICAL</td> </tr> </tbody> </table>	Freq	Level	Over	Limit	ReadAntenna	Cable	Preamp	A/Pos	T/Pos	Remark	Pol/Phas	MHz	dBuV/m	dB	dBuV/m	dBuV	dB/m	dB	dB	cm	deg		1 5375.70	46.61	-27.39	74.00	43.68	30.96	8.39	36.42	300	295	Peak VERTICAL	
Freq	Level	Over	Limit	ReadAntenna	Cable	Preamp	A/Pos	T/Pos	Remark	Pol/Phas																									
MHz	dBuV/m	dB	dBuV/m	dBuV	dB/m	dB	dB	cm	deg																										
1 5375.70	46.61	-27.39	74.00	43.68	30.96	8.39	36.42	300	295	Peak VERTICAL																									
Avg.	<pre> Site : 03CMB3-K5 Condition : 5G BAND 1-3 (AVG) @ 3m HF ANT-201704-91200 VERTICAL Project : 17F3 760219 Node : 26 Plane : Padck Flare : Full-directivity JNE1 : 84 Powersettig : 0 </pre> <table border="1"> <thead> <tr> <th>Freq</th> <th>Level</th> <th>Over</th> <th>Limit</th> <th>ReadAntenna</th> <th>Cable</th> <th>Preamp</th> <th>A/Pos</th> <th>T/Pos</th> <th>Remark</th> <th>Pol/Phas</th> </tr> <tr> <th>MHz</th> <th>dBuV/m</th> <th>dB</th> <th>dBuV/m</th> <th>dBuV</th> <th>dB/m</th> <th>dB</th> <th>dB</th> <th>cm</th> <th>deg</th> <th></th> </tr> </thead> <tbody> <tr> <td>1 5354.82</td> <td>37.83</td> <td>-16.17</td> <td>54.00</td> <td>34.94</td> <td>30.98</td> <td>8.34</td> <td>36.43</td> <td>300</td> <td>295</td> <td>Average VERTICAL</td> </tr> </tbody> </table>	Freq	Level	Over	Limit	ReadAntenna	Cable	Preamp	A/Pos	T/Pos	Remark	Pol/Phas	MHz	dBuV/m	dB	dBuV/m	dBuV	dB/m	dB	dB	cm	deg		1 5354.82	37.83	-16.17	54.00	34.94	30.98	8.34	36.43	300	295	Average VERTICAL	
Freq	Level	Over	Limit	ReadAntenna	Cable	Preamp	A/Pos	T/Pos	Remark	Pol/Phas																									
MHz	dBuV/m	dB	dBuV/m	dBuV	dB/m	dB	dB	cm	deg																										
1 5354.82	37.83	-16.17	54.00	34.94	30.98	8.34	36.43	300	295	Average VERTICAL																									



Band 1 - 5150~5250MHz
WIFI 802.11a (Harmonic @ 3m)

WIFI	Band 1 5150~5250MHz Harmonic @ 3m	
ANT	802.11a CH36 5180MHz	
1+2	Horizontal	Vertical
Peak Avg.	<pre> Site : 63CW3-K5 Condition : SG BAND 1----3 3m HF ANT-201784-91280 HORIZONTAL : SMT-Auto Project : (FR) 760219 Mode : 1 Plane : Pad-X : Full-directivity IMEI : 84 Powersettig : 13 : 84 Freq Level Limit Over Limit ReadAntenna Cable Preamp A/Pos T/Pos Remark Pol/Phas MHz dBuV/m dB dBuV/m dBuV dB/m dB dB cm deg 1 10360.00 44.27 -29.73 74.00 61.18 37.40 11.84 66.15 100 360 Peak HORIZONTAL </pre>	<pre> Site : 63CW3-K5 Condition : SG BAND 1----3 3m HF ANT-201784-91280 VERTICAL : SMT-Auto Project : (FR) 760219 Mode : 1 Plane : Pad-X : Full-directivity IMEI : 84 Powersettig : 13 : 84 Freq Level Limit Over Limit ReadAntenna Cable Preamp A/Pos T/Pos Remark Pol/Phas MHz dBuV/m dB dBuV/m dBuV dB/m dB dB cm deg 1 10360.00 47.49 -26.51 74.00 64.40 37.40 11.84 66.15 100 360 Peak VERTICAL </pre>



WIFI	Band 1 5150~5250MHz Harmonic @ 3m																																																															
ANT	802.11a CH44 5220MHz																																																															
1+2	Horizontal	Vertical																																																														
<p>Peak Avg.</p>	<pre> Site : 83C803-K5 Condition : 5G BAND 1-3 @ 3m HF ANT-201704-91280 HORIZONTAL Project : (FR) 760219 Mode : 2 Plane : Pad+K Plane : Full-directivity IMEI : #4 Powersettig : 15 </pre> <table border="1"> <thead> <tr> <th>Over</th> <th>Limit</th> <th>ReadAntenna</th> <th>Cable</th> <th>Preamp</th> <th>A/Pos</th> <th>T/Pos</th> <th>Remark</th> <th>Pol/Phas</th> </tr> <tr> <th>MHz</th> <th>dBuV/m</th> <th>dB</th> <th>dBuV/m</th> <th>dBuV</th> <th>dB/m</th> <th>dB</th> <th>cm</th> <th>deg</th> </tr> </thead> <tbody> <tr> <td>1</td> <td>10440.00</td> <td>44.42</td> <td>-29.58</td> <td>74.00</td> <td>61.16</td> <td>37.47</td> <td>11.89</td> <td>66.10</td> <td>100</td> <td>360</td> <td>Peak</td> <td>HORIZONTAL</td> </tr> </tbody> </table>	Over	Limit	ReadAntenna	Cable	Preamp	A/Pos	T/Pos	Remark	Pol/Phas	MHz	dBuV/m	dB	dBuV/m	dBuV	dB/m	dB	cm	deg	1	10440.00	44.42	-29.58	74.00	61.16	37.47	11.89	66.10	100	360	Peak	HORIZONTAL	<pre> Site : 83C803-K5 Condition : 5G BAND 1-3 @ 3m HF ANT-201704-91280 VERTICAL Project : (FR) 760219 Mode : 2 Plane : Pad+K Plane : Full-directivity IMEI : #4 Powersettig : 15 </pre> <table border="1"> <thead> <tr> <th>Over</th> <th>Limit</th> <th>ReadAntenna</th> <th>Cable</th> <th>Preamp</th> <th>A/Pos</th> <th>T/Pos</th> <th>Remark</th> <th>Pol/Phas</th> </tr> <tr> <th>MHz</th> <th>dBuV/m</th> <th>dB</th> <th>dBuV/m</th> <th>dBuV</th> <th>dB/m</th> <th>dB</th> <th>cm</th> <th>deg</th> </tr> </thead> <tbody> <tr> <td>1</td> <td>10440.00</td> <td>48.54</td> <td>-25.46</td> <td>74.00</td> <td>65.28</td> <td>37.47</td> <td>11.89</td> <td>66.10</td> <td>100</td> <td>360</td> <td>Peak</td> <td>VERTICAL</td> </tr> </tbody> </table>	Over	Limit	ReadAntenna	Cable	Preamp	A/Pos	T/Pos	Remark	Pol/Phas	MHz	dBuV/m	dB	dBuV/m	dBuV	dB/m	dB	cm	deg	1	10440.00	48.54	-25.46	74.00	65.28	37.47	11.89	66.10	100	360	Peak	VERTICAL
Over	Limit	ReadAntenna	Cable	Preamp	A/Pos	T/Pos	Remark	Pol/Phas																																																								
MHz	dBuV/m	dB	dBuV/m	dBuV	dB/m	dB	cm	deg																																																								
1	10440.00	44.42	-29.58	74.00	61.16	37.47	11.89	66.10	100	360	Peak	HORIZONTAL																																																				
Over	Limit	ReadAntenna	Cable	Preamp	A/Pos	T/Pos	Remark	Pol/Phas																																																								
MHz	dBuV/m	dB	dBuV/m	dBuV	dB/m	dB	cm	deg																																																								
1	10440.00	48.54	-25.46	74.00	65.28	37.47	11.89	66.10	100	360	Peak	VERTICAL																																																				



WIFI	Band 1 5150~5250MHz Harmonic @ 3m																																																																									
ANT	802.11a CH48 5240MHz																																																																									
1+2	Horizontal	Vertical																																																																								
<p>Peak Avg.</p>	<pre> Site : 03CH03-K5 Condition : 5G BAND 1----3 3m HF ANT-201704-91200 HORIZONTAL Project : (FR) 760219 Mode : 3 Plane : Pad-X : Full-directivity IMEI : 84 Powersettig : 33.5 </pre> <table border="1"> <thead> <tr> <th>Freq</th> <th>Level</th> <th>Limit</th> <th>Over</th> <th>Line</th> <th>ReadAntenna</th> <th>Cable</th> <th>Preamp</th> <th>A/Pos</th> <th>T/Pos</th> <th>Remark</th> <th>Pol/Phas</th> </tr> <tr> <th>MHz</th> <th>dBuV/m</th> <th>dB</th> <th>dBuV/m</th> <th>dBuV</th> <th>dB/m</th> <th>dB</th> <th>dB</th> <th>cm</th> <th>deg</th> <th></th> <th></th> </tr> </thead> <tbody> <tr> <td>1 10480.00</td> <td>42.46</td> <td>-31.54</td> <td>74.00</td> <td>59.09</td> <td>37.52</td> <td>11.92</td> <td>66.07</td> <td>100</td> <td>360</td> <td>Peak</td> <td>HORIZONTAL</td> </tr> </tbody> </table>	Freq	Level	Limit	Over	Line	ReadAntenna	Cable	Preamp	A/Pos	T/Pos	Remark	Pol/Phas	MHz	dBuV/m	dB	dBuV/m	dBuV	dB/m	dB	dB	cm	deg			1 10480.00	42.46	-31.54	74.00	59.09	37.52	11.92	66.07	100	360	Peak	HORIZONTAL	<pre> Site : 03CH03-K5 Condition : 5G BAND 1----3 3m HF ANT-201704-91200 VERTICAL Project : (FR) 760219 Mode : 3 Plane : Pad-X : Full-directivity IMEI : 84 Powersettig : 33.5 </pre> <table border="1"> <thead> <tr> <th>Freq</th> <th>Level</th> <th>Limit</th> <th>Over</th> <th>Line</th> <th>ReadAntenna</th> <th>Cable</th> <th>Preamp</th> <th>A/Pos</th> <th>T/Pos</th> <th>Remark</th> <th>Pol/Phas</th> </tr> <tr> <th>MHz</th> <th>dBuV/m</th> <th>dB</th> <th>dBuV/m</th> <th>dBuV</th> <th>dB/m</th> <th>dB</th> <th>dB</th> <th>cm</th> <th>deg</th> <th></th> <th></th> </tr> </thead> <tbody> <tr> <td>1 10480.00</td> <td>46.18</td> <td>-27.90</td> <td>74.00</td> <td>62.73</td> <td>37.52</td> <td>11.92</td> <td>66.07</td> <td>100</td> <td>360</td> <td>Peak</td> <td>VERTICAL</td> </tr> </tbody> </table>	Freq	Level	Limit	Over	Line	ReadAntenna	Cable	Preamp	A/Pos	T/Pos	Remark	Pol/Phas	MHz	dBuV/m	dB	dBuV/m	dBuV	dB/m	dB	dB	cm	deg			1 10480.00	46.18	-27.90	74.00	62.73	37.52	11.92	66.07	100	360	Peak	VERTICAL
Freq	Level	Limit	Over	Line	ReadAntenna	Cable	Preamp	A/Pos	T/Pos	Remark	Pol/Phas																																																															
MHz	dBuV/m	dB	dBuV/m	dBuV	dB/m	dB	dB	cm	deg																																																																	
1 10480.00	42.46	-31.54	74.00	59.09	37.52	11.92	66.07	100	360	Peak	HORIZONTAL																																																															
Freq	Level	Limit	Over	Line	ReadAntenna	Cable	Preamp	A/Pos	T/Pos	Remark	Pol/Phas																																																															
MHz	dBuV/m	dB	dBuV/m	dBuV	dB/m	dB	dB	cm	deg																																																																	
1 10480.00	46.18	-27.90	74.00	62.73	37.52	11.92	66.07	100	360	Peak	VERTICAL																																																															



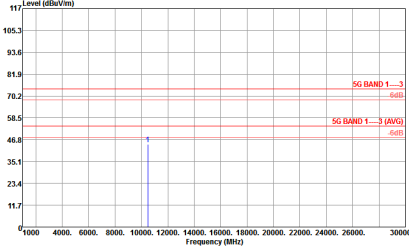
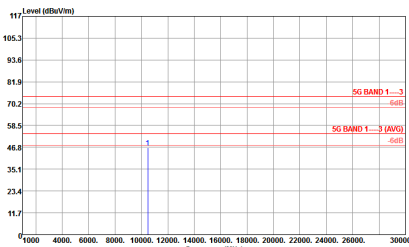
Band 1 5150~5250MHz
WIFI 802.11ac VHT20 (Harmonic @ 3m)

WIFI	Band 1 5150~5250MHz Harmonic @ 3m																																																																			
ANT	802.11ac VHT20 CH36 5180MHz																																																																			
1+2	Horizontal	Vertical																																																																		
Peak Avg.	<p>Site : 03CH3-K5 Condition : 5G BAND 1----3 3m HF ANT-201704-91200 HORIZONTAL Project : (FR) 700219 Node : 10 Plane : Peak Plane : Single-directivity SWE : 14 Powersettig : 13.5</p> <table border="1"> <thead> <tr> <th>Freq</th> <th>Level</th> <th>Over</th> <th>Limit</th> <th>ReadAntenna</th> <th>Cable</th> <th>Preamp</th> <th>A/Pos</th> <th>T/Pos</th> <th>Remark</th> <th>Pol/Phas</th> </tr> <tr> <th>MHz</th> <th>dBuV/m</th> <th>dB</th> <th>dBuV/m</th> <th>dBuV</th> <th>dB/m</th> <th>dB</th> <th>dB</th> <th>cm</th> <th>deg</th> <th></th> </tr> </thead> <tbody> <tr> <td>1 10360.00</td> <td>44.82</td> <td>-29.18</td> <td>74.00</td> <td>61.73</td> <td>37.40</td> <td>11.84</td> <td>66.15</td> <td>100</td> <td>360</td> <td>Peak HORIZONTAL</td> </tr> </tbody> </table>	Freq	Level	Over	Limit	ReadAntenna	Cable	Preamp	A/Pos	T/Pos	Remark	Pol/Phas	MHz	dBuV/m	dB	dBuV/m	dBuV	dB/m	dB	dB	cm	deg		1 10360.00	44.82	-29.18	74.00	61.73	37.40	11.84	66.15	100	360	Peak HORIZONTAL	<p>Site : 03CH3-K5 Condition : 5G BAND 1----3 3m HF ANT-201704-91200 VERTICAL Project : (FR) 700219 Node : 10 Plane : Peak Plane : Single-directivity SWE : 14 Powersettig : 13.5</p> <table border="1"> <thead> <tr> <th>Freq</th> <th>Level</th> <th>Over</th> <th>Limit</th> <th>ReadAntenna</th> <th>Cable</th> <th>Preamp</th> <th>A/Pos</th> <th>T/Pos</th> <th>Remark</th> <th>Pol/Phas</th> </tr> <tr> <th>MHz</th> <th>dBuV/m</th> <th>dB</th> <th>dBuV/m</th> <th>dBuV</th> <th>dB/m</th> <th>dB</th> <th>dB</th> <th>cm</th> <th>deg</th> <th></th> </tr> </thead> <tbody> <tr> <td>1 10360.00</td> <td>48.48</td> <td>-25.52</td> <td>74.00</td> <td>65.39</td> <td>37.40</td> <td>11.84</td> <td>66.15</td> <td>300</td> <td>360</td> <td>Peak VERTICAL</td> </tr> </tbody> </table>	Freq	Level	Over	Limit	ReadAntenna	Cable	Preamp	A/Pos	T/Pos	Remark	Pol/Phas	MHz	dBuV/m	dB	dBuV/m	dBuV	dB/m	dB	dB	cm	deg		1 10360.00	48.48	-25.52	74.00	65.39	37.40	11.84	66.15	300	360	Peak VERTICAL
Freq	Level	Over	Limit	ReadAntenna	Cable	Preamp	A/Pos	T/Pos	Remark	Pol/Phas																																																										
MHz	dBuV/m	dB	dBuV/m	dBuV	dB/m	dB	dB	cm	deg																																																											
1 10360.00	44.82	-29.18	74.00	61.73	37.40	11.84	66.15	100	360	Peak HORIZONTAL																																																										
Freq	Level	Over	Limit	ReadAntenna	Cable	Preamp	A/Pos	T/Pos	Remark	Pol/Phas																																																										
MHz	dBuV/m	dB	dBuV/m	dBuV	dB/m	dB	dB	cm	deg																																																											
1 10360.00	48.48	-25.52	74.00	65.39	37.40	11.84	66.15	300	360	Peak VERTICAL																																																										



WIFI	Band 1 5150~5250MHz Harmonic @ 3m																																																																			
ANT	802.11ac VHT20 CH44 5220MHz																																																																			
1+2	Horizontal	Vertical																																																																		
Peak Avg.	<pre> Site : 03CB03-K5 Condition : 5G BAND 1----3 3m HF ANT-201704-91280 HORIZONTAL Project : (FR) 760219 Node : 11 Plane : Pad-X : Single-directivity IMEI : #4 PowerSettlig : 15 </pre> <table border="1"> <thead> <tr> <th>Freq</th> <th>Level</th> <th>Over</th> <th>Limit</th> <th>ReadAntenna</th> <th>Cable</th> <th>Preamp</th> <th>A/Pos</th> <th>T/Pos</th> <th>Remark</th> <th>Pol/Phas</th> </tr> <tr> <th>MHz</th> <th>dBuV/m</th> <th>dB</th> <th>dBuV/m</th> <th>dBuV</th> <th>dB/m</th> <th>dB</th> <th>cm</th> <th>deg</th> <th></th> <th></th> </tr> </thead> <tbody> <tr> <td>1 10440.00</td> <td>44.58</td> <td>-29.50</td> <td>74.00</td> <td>61.24</td> <td>37.47</td> <td>11.89</td> <td>66.18</td> <td>300</td> <td>360 Peak</td> <td>HORIZONTAL</td> </tr> </tbody> </table>	Freq	Level	Over	Limit	ReadAntenna	Cable	Preamp	A/Pos	T/Pos	Remark	Pol/Phas	MHz	dBuV/m	dB	dBuV/m	dBuV	dB/m	dB	cm	deg			1 10440.00	44.58	-29.50	74.00	61.24	37.47	11.89	66.18	300	360 Peak	HORIZONTAL	<pre> Site : 03CB03-K5 Condition : 5G BAND 1----3 3m HF ANT-201704-91280 VERTICAL Project : (FR) 760219 Node : 11 Plane : Pad-X : Single-directivity IMEI : #4 PowerSettlig : 15 </pre> <table border="1"> <thead> <tr> <th>Freq</th> <th>Level</th> <th>Over</th> <th>Limit</th> <th>ReadAntenna</th> <th>Cable</th> <th>Preamp</th> <th>A/Pos</th> <th>T/Pos</th> <th>Remark</th> <th>Pol/Phas</th> </tr> <tr> <th>MHz</th> <th>dBuV/m</th> <th>dB</th> <th>dBuV/m</th> <th>dBuV</th> <th>dB/m</th> <th>dB</th> <th>cm</th> <th>deg</th> <th></th> <th></th> </tr> </thead> <tbody> <tr> <td>1 10435.00</td> <td>48.32</td> <td>-25.68</td> <td>74.00</td> <td>65.06</td> <td>37.47</td> <td>11.89</td> <td>66.18</td> <td>100</td> <td>360 Peak</td> <td>VERTICAL</td> </tr> </tbody> </table>	Freq	Level	Over	Limit	ReadAntenna	Cable	Preamp	A/Pos	T/Pos	Remark	Pol/Phas	MHz	dBuV/m	dB	dBuV/m	dBuV	dB/m	dB	cm	deg			1 10435.00	48.32	-25.68	74.00	65.06	37.47	11.89	66.18	100	360 Peak	VERTICAL
Freq	Level	Over	Limit	ReadAntenna	Cable	Preamp	A/Pos	T/Pos	Remark	Pol/Phas																																																										
MHz	dBuV/m	dB	dBuV/m	dBuV	dB/m	dB	cm	deg																																																												
1 10440.00	44.58	-29.50	74.00	61.24	37.47	11.89	66.18	300	360 Peak	HORIZONTAL																																																										
Freq	Level	Over	Limit	ReadAntenna	Cable	Preamp	A/Pos	T/Pos	Remark	Pol/Phas																																																										
MHz	dBuV/m	dB	dBuV/m	dBuV	dB/m	dB	cm	deg																																																												
1 10435.00	48.32	-25.68	74.00	65.06	37.47	11.89	66.18	100	360 Peak	VERTICAL																																																										



WIFI	Band 1 5150~5250MHz Harmonic @ 3m																																																																			
ANT	802.11ac VHT20 CH48 5240MHz																																																																			
1+2	Horizontal	Vertical																																																																		
<p>Peak Avg.</p>	 <pre> Site : 83CH03-K5 Condition : 5G BAND 1-3 3m HF ANT-201704-91200 HORIZONTAL Project : (FR) 760219 Mode : 32 Plane : Pad-X Plane : Single-directivity IMEI : 86 Powersettig : 14 </pre> <table border="1"> <thead> <tr> <th>Freq</th> <th>Level</th> <th>Over</th> <th>Limit</th> <th>ReadAntenna</th> <th>Cable</th> <th>Preamp</th> <th>A/Pos</th> <th>T/Pos</th> <th>Remark</th> <th>Pol/Phas</th> </tr> <tr> <th>MHz</th> <th>dBuV/m</th> <th>dB</th> <th>dBuV/m</th> <th>dBuV</th> <th>dB/m</th> <th>dB</th> <th>dB</th> <th>cm</th> <th>deg</th> <th></th> </tr> </thead> <tbody> <tr> <td>1 10480.00</td> <td>44.27</td> <td>-29.73</td> <td>74.00</td> <td>60.90</td> <td>37.52</td> <td>11.92</td> <td>66.07</td> <td>300</td> <td>360</td> <td>Peak HORIZONTAL</td> </tr> </tbody> </table>	Freq	Level	Over	Limit	ReadAntenna	Cable	Preamp	A/Pos	T/Pos	Remark	Pol/Phas	MHz	dBuV/m	dB	dBuV/m	dBuV	dB/m	dB	dB	cm	deg		1 10480.00	44.27	-29.73	74.00	60.90	37.52	11.92	66.07	300	360	Peak HORIZONTAL	 <pre> Site : 83CH03-K5 Condition : 5G BAND 1-3 3m HF ANT-201704-91200 VERTICAL Project : (FR) 760219 Mode : 32 Plane : Pad-X Plane : Single-directivity IMEI : 86 Powersettig : 14 </pre> <table border="1"> <thead> <tr> <th>Freq</th> <th>Level</th> <th>Over</th> <th>Limit</th> <th>ReadAntenna</th> <th>Cable</th> <th>Preamp</th> <th>A/Pos</th> <th>T/Pos</th> <th>Remark</th> <th>Pol/Phas</th> </tr> <tr> <th>MHz</th> <th>dBuV/m</th> <th>dB</th> <th>dBuV/m</th> <th>dBuV</th> <th>dB/m</th> <th>dB</th> <th>dB</th> <th>cm</th> <th>deg</th> <th></th> </tr> </thead> <tbody> <tr> <td>1 10475.00</td> <td>46.58</td> <td>-27.58</td> <td>74.00</td> <td>63.17</td> <td>37.50</td> <td>11.91</td> <td>66.08</td> <td>300</td> <td>0</td> <td>Peak VERTICAL</td> </tr> </tbody> </table>	Freq	Level	Over	Limit	ReadAntenna	Cable	Preamp	A/Pos	T/Pos	Remark	Pol/Phas	MHz	dBuV/m	dB	dBuV/m	dBuV	dB/m	dB	dB	cm	deg		1 10475.00	46.58	-27.58	74.00	63.17	37.50	11.91	66.08	300	0	Peak VERTICAL
Freq	Level	Over	Limit	ReadAntenna	Cable	Preamp	A/Pos	T/Pos	Remark	Pol/Phas																																																										
MHz	dBuV/m	dB	dBuV/m	dBuV	dB/m	dB	dB	cm	deg																																																											
1 10480.00	44.27	-29.73	74.00	60.90	37.52	11.92	66.07	300	360	Peak HORIZONTAL																																																										
Freq	Level	Over	Limit	ReadAntenna	Cable	Preamp	A/Pos	T/Pos	Remark	Pol/Phas																																																										
MHz	dBuV/m	dB	dBuV/m	dBuV	dB/m	dB	dB	cm	deg																																																											
1 10475.00	46.58	-27.58	74.00	63.17	37.50	11.91	66.08	300	0	Peak VERTICAL																																																										



WIFI	Band 1 5150~5250MHz Harmonic @ 3m																																																																			
ANT	802.11ac VHT40 CH46 5230MHz																																																																			
1+2	Horizontal	Vertical																																																																		
Peak Avg.	<pre> Site : 81CM3-K5 Condition : 5G BAND 1----3 3m HF ANT-201704-91200 HORIZONTAL Project : (F8) 760219 Mode : 20 Plane : Pad-X Plane : Full-directivity IHEI : #4 Powersettig : 24.0 </pre> <table border="1"> <thead> <tr> <th>Freq</th> <th>Level</th> <th>Over</th> <th>Limit</th> <th>ReadAntenna</th> <th>Cable</th> <th>Preamp</th> <th>A/Pos</th> <th>T/Pos</th> <th>Remark</th> <th>Pol/Phas</th> </tr> <tr> <th>MHz</th> <th>dBuV/m</th> <th>dB</th> <th>dBuV/m</th> <th>dB</th> <th>dB</th> <th>dB</th> <th>cm</th> <th>deg</th> <th></th> <th></th> </tr> </thead> <tbody> <tr> <td>1 10460.00</td> <td>42.42</td> <td>-11.58</td> <td>74.00</td> <td>59.12</td> <td>37.49</td> <td>11.90</td> <td>66.09</td> <td>100</td> <td>360 Peak</td> <td>HORIZONTAL</td> </tr> </tbody> </table>	Freq	Level	Over	Limit	ReadAntenna	Cable	Preamp	A/Pos	T/Pos	Remark	Pol/Phas	MHz	dBuV/m	dB	dBuV/m	dB	dB	dB	cm	deg			1 10460.00	42.42	-11.58	74.00	59.12	37.49	11.90	66.09	100	360 Peak	HORIZONTAL	<pre> Site : 81CM3-K5 Condition : 5G BAND 1----3 3m HF ANT-201704-91200 VERTICAL Project : (F8) 760219 Mode : 20 Plane : Pad-X Plane : Full-directivity IHEI : #4 Powersettig : 24.0 </pre> <table border="1"> <thead> <tr> <th>Freq</th> <th>Level</th> <th>Over</th> <th>Limit</th> <th>ReadAntenna</th> <th>Cable</th> <th>Preamp</th> <th>A/Pos</th> <th>T/Pos</th> <th>Remark</th> <th>Pol/Phas</th> </tr> <tr> <th>MHz</th> <th>dBuV/m</th> <th>dB</th> <th>dBuV/m</th> <th>dB</th> <th>dB</th> <th>dB</th> <th>cm</th> <th>deg</th> <th></th> <th></th> </tr> </thead> <tbody> <tr> <td>1 10460.00</td> <td>41.99</td> <td>-32.01</td> <td>74.00</td> <td>58.69</td> <td>37.49</td> <td>11.90</td> <td>66.09</td> <td>100</td> <td>360 Peak</td> <td>VERTICAL</td> </tr> </tbody> </table>	Freq	Level	Over	Limit	ReadAntenna	Cable	Preamp	A/Pos	T/Pos	Remark	Pol/Phas	MHz	dBuV/m	dB	dBuV/m	dB	dB	dB	cm	deg			1 10460.00	41.99	-32.01	74.00	58.69	37.49	11.90	66.09	100	360 Peak	VERTICAL
Freq	Level	Over	Limit	ReadAntenna	Cable	Preamp	A/Pos	T/Pos	Remark	Pol/Phas																																																										
MHz	dBuV/m	dB	dBuV/m	dB	dB	dB	cm	deg																																																												
1 10460.00	42.42	-11.58	74.00	59.12	37.49	11.90	66.09	100	360 Peak	HORIZONTAL																																																										
Freq	Level	Over	Limit	ReadAntenna	Cable	Preamp	A/Pos	T/Pos	Remark	Pol/Phas																																																										
MHz	dBuV/m	dB	dBuV/m	dB	dB	dB	cm	deg																																																												
1 10460.00	41.99	-32.01	74.00	58.69	37.49	11.90	66.09	100	360 Peak	VERTICAL																																																										



Band 1 5150~5250MHz
WIFI 802.11ac VHT80 (Harmonic @ 3m)

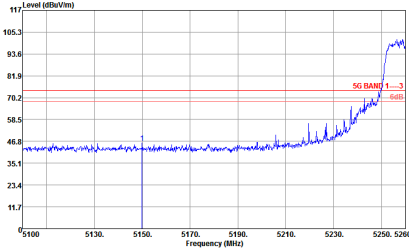
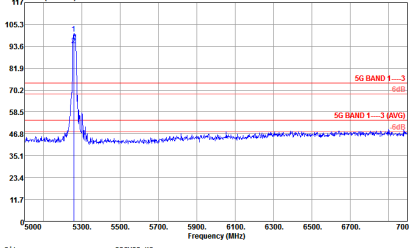
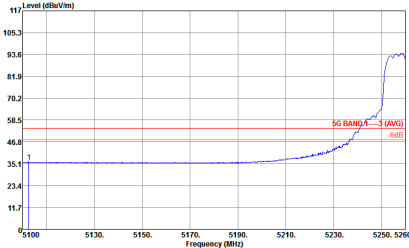
WIFI	Band 1 5150~5250MHz Harmonic @ 3m	
ANT	802.11ac VHT80 CH42 5210MHz	
1+2	Horizontal	Vertical
Peak Avg.	<pre> Site : 03CMB3-K5 Condition : SG BAND 1-3 3m HF ANT-201704-91200 HORIZONTAL Project : (F8) 760219 Mode : 26 Plane : Peak Plane : Full-directivity IMEI : 84 Powersettig : 9 Freq Level Over Limit ReadAntenna Cable Preamp A/Pos T/Pos Pol/Phas MHz dBuV/m dB dBuV/m dBuV dB/m dB dB cm deg 1 10420.00 39.94 -34.06 74.00 56.73 37.45 11.88 66.12 300 0 Peak HORIZONTAL </pre>	<pre> Site : 03CMB3-K5 Condition : SG BAND 1-3 3m HF ANT-201704-91200 VERTICAL Project : (F8) 760219 Mode : 26 Plane : Peak Plane : Full-directivity IMEI : 84 Powersettig : 9 Freq Level Over Limit ReadAntenna Cable Preamp A/Pos T/Pos Remark Pol/Phas MHz dBuV/m dB dBuV/m dBuV dB/m dB dB cm deg 1 10420.00 41.63 -32.37 74.00 58.42 37.45 11.88 66.12 100 0 Peak VERTICAL </pre>



Band 2 - 5250~5350MHz
WIFI 802.11a (Band Edge @ 3m)

WIFI	Band 2 5250~5350MHz Band Edge @ 3m																																																																																	
ANT	802.11a CH52 5260MHz - L																																																																																	
1+2	Horizontal	Fundamental																																																																																
Peak	<pre> Site : 03C0B3-K5 Condition : SG BAND 1-3 @ 3m HF ANT-201704-91200 HORIZONTAL Project : SMT:Auto Mode : (FR) 760219 Plane : 4 Plane : PadX Plane : Full-directivity IMEI : #4 PowerSetting : 12.5 </pre> <table border="1"> <thead> <tr> <th>Freq</th> <th>Level</th> <th>Over</th> <th>Limit</th> <th>ReadAntenna</th> <th>Cable</th> <th>Preamp</th> <th>A/Pos</th> <th>T/Pos</th> <th>Remark</th> <th>Pol/Phas</th> </tr> <tr> <th>MHz</th> <th>dBuV/m</th> <th>dB</th> <th>dBuV/m</th> <th>dBuV</th> <th>dB/m</th> <th>dB</th> <th>cm</th> <th>deg</th> <th></th> <th></th> </tr> </thead> <tbody> <tr> <td>1</td> <td>5148.00</td> <td>46.35</td> <td>-27.05</td> <td>74.00</td> <td>43.79</td> <td>31.17</td> <td>7.92</td> <td>36.53</td> <td>100</td> <td>165 Peak</td> <td>HORIZONTAL</td> </tr> </tbody> </table>	Freq	Level	Over	Limit	ReadAntenna	Cable	Preamp	A/Pos	T/Pos	Remark	Pol/Phas	MHz	dBuV/m	dB	dBuV/m	dBuV	dB/m	dB	cm	deg			1	5148.00	46.35	-27.05	74.00	43.79	31.17	7.92	36.53	100	165 Peak	HORIZONTAL	<pre> Site : 03C0B3-K5 Condition : SG BAND 1-3 @ 3m HF ANT-201704-91200 HORIZONTAL Project : SMT:Auto Mode : (FR) 760219 Plane : 4 Plane : PadX Plane : Full-directivity IMEI : #4 PowerSetting : 12.5 </pre> <table border="1"> <thead> <tr> <th>Freq</th> <th>Level</th> <th>Over</th> <th>Limit</th> <th>ReadAntenna</th> <th>Cable</th> <th>Preamp</th> <th>A/Pos</th> <th>T/Pos</th> <th>Remark</th> <th>Pol/Phas</th> </tr> <tr> <th>MHz</th> <th>dBuV/m</th> <th>dB</th> <th>dBuV/m</th> <th>dBuV</th> <th>dB/m</th> <th>dB</th> <th>cm</th> <th>deg</th> <th></th> <th></th> </tr> </thead> <tbody> <tr> <td>1</td> <td>5262.00</td> <td>98.53</td> <td>31.59</td> <td>74.00</td> <td>180.52</td> <td>31.86</td> <td>8.12</td> <td>36.47</td> <td>100</td> <td>165 Peak</td> <td>HORIZONTAL</td> </tr> <tr> <td>2</td> <td>5262.00</td> <td>89.59</td> <td>44.59</td> <td>54.00</td> <td>95.88</td> <td>31.86</td> <td>8.12</td> <td>36.47</td> <td>100</td> <td>165 Average</td> <td>HORIZONTAL</td> </tr> </tbody> </table>	Freq	Level	Over	Limit	ReadAntenna	Cable	Preamp	A/Pos	T/Pos	Remark	Pol/Phas	MHz	dBuV/m	dB	dBuV/m	dBuV	dB/m	dB	cm	deg			1	5262.00	98.53	31.59	74.00	180.52	31.86	8.12	36.47	100	165 Peak	HORIZONTAL	2	5262.00	89.59	44.59	54.00	95.88	31.86	8.12	36.47	100	165 Average	HORIZONTAL
Freq	Level	Over	Limit	ReadAntenna	Cable	Preamp	A/Pos	T/Pos	Remark	Pol/Phas																																																																								
MHz	dBuV/m	dB	dBuV/m	dBuV	dB/m	dB	cm	deg																																																																										
1	5148.00	46.35	-27.05	74.00	43.79	31.17	7.92	36.53	100	165 Peak	HORIZONTAL																																																																							
Freq	Level	Over	Limit	ReadAntenna	Cable	Preamp	A/Pos	T/Pos	Remark	Pol/Phas																																																																								
MHz	dBuV/m	dB	dBuV/m	dBuV	dB/m	dB	cm	deg																																																																										
1	5262.00	98.53	31.59	74.00	180.52	31.86	8.12	36.47	100	165 Peak	HORIZONTAL																																																																							
2	5262.00	89.59	44.59	54.00	95.88	31.86	8.12	36.47	100	165 Average	HORIZONTAL																																																																							
Avg.	<pre> Site : 03C0B3-K5 Condition : SG BAND 1-3 @ 3m HF ANT-201704-91200 HORIZONTAL Project : SMT:Auto Mode : (FR) 760219 Plane : 4 Plane : PadX Plane : Full-directivity IMEI : #4 PowerSetting : 12.5 </pre> <table border="1"> <thead> <tr> <th>Freq</th> <th>Level</th> <th>Over</th> <th>Limit</th> <th>ReadAntenna</th> <th>Cable</th> <th>Preamp</th> <th>A/Pos</th> <th>T/Pos</th> <th>Remark</th> <th>Pol/Phas</th> </tr> <tr> <th>MHz</th> <th>dBuV/m</th> <th>dB</th> <th>dBuV/m</th> <th>dBuV</th> <th>dB/m</th> <th>dB</th> <th>cm</th> <th>deg</th> <th></th> <th></th> </tr> </thead> <tbody> <tr> <td>1</td> <td>5183.20</td> <td>36.43</td> <td>-17.57</td> <td>54.00</td> <td>33.87</td> <td>31.22</td> <td>7.98</td> <td>36.56</td> <td>100</td> <td>165 Average</td> <td>HORIZONTAL</td> </tr> </tbody> </table>	Freq	Level	Over	Limit	ReadAntenna	Cable	Preamp	A/Pos	T/Pos	Remark	Pol/Phas	MHz	dBuV/m	dB	dBuV/m	dBuV	dB/m	dB	cm	deg			1	5183.20	36.43	-17.57	54.00	33.87	31.22	7.98	36.56	100	165 Average	HORIZONTAL																																															
Freq	Level	Over	Limit	ReadAntenna	Cable	Preamp	A/Pos	T/Pos	Remark	Pol/Phas																																																																								
MHz	dBuV/m	dB	dBuV/m	dBuV	dB/m	dB	cm	deg																																																																										
1	5183.20	36.43	-17.57	54.00	33.87	31.22	7.98	36.56	100	165 Average	HORIZONTAL																																																																							

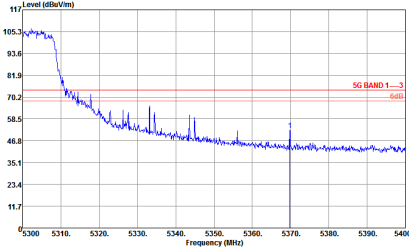
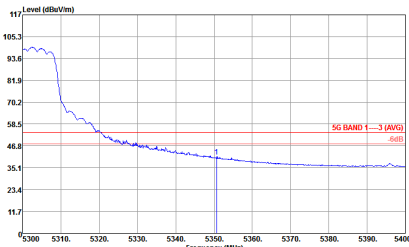


WIFI	Band 2 5250~5350MHz Band Edge @ 3m																																																																								
ANT	802.11a CH52 5260MHz - L																																																																								
1+2	Vertical	Fundamental																																																																							
<p>Peak</p>	 <pre> Site : 030803-KS Condition : 5G BAND 1----3 3m HF ANT-201704-91280 VERTICAL Project : SWT:Auto Node : (FR) 760219 Plane : 4 Plane : Pad-X Plane : Full-directivity JME1 : 44 Powersettig : 12.5 </pre> <table border="1"> <thead> <tr> <th>Over</th> <th>Limit</th> <th>ReadAntenna</th> <th>Cable Preamp</th> <th>A/Pos</th> <th>T/Pos</th> <th>Remark</th> <th>Pol/Phas</th> </tr> <tr> <th>Line</th> <th>Line</th> <th>Level Factor</th> <th>Loss Factor</th> <th>dB</th> <th>cm</th> <th>deg</th> <th></th> </tr> </thead> <tbody> <tr> <td>1</td> <td>5149.92</td> <td>45.91</td> <td>-28.09</td> <td>74.00</td> <td>43.35</td> <td>31.17</td> <td>7.92</td> <td>36.53</td> <td>300</td> <td>300</td> <td>Peak</td> <td>VERTICAL</td> </tr> </tbody> </table>	Over	Limit	ReadAntenna	Cable Preamp	A/Pos	T/Pos	Remark	Pol/Phas	Line	Line	Level Factor	Loss Factor	dB	cm	deg		1	5149.92	45.91	-28.09	74.00	43.35	31.17	7.92	36.53	300	300	Peak	VERTICAL	 <pre> Site : 030803-KS Condition : 5G BAND 1----3 3m HF ANT-201704-91280 VERTICAL Project : SWT:Auto Node : (FR) 760219 Plane : 4 Plane : Pad-X Plane : Full-directivity JME1 : 44 Powersettig : 12.5 </pre> <table border="1"> <thead> <tr> <th>Over</th> <th>Limit</th> <th>ReadAntenna</th> <th>Cable Preamp</th> <th>A/Pos</th> <th>T/Pos</th> <th>Remark</th> <th>Pol/Phas</th> </tr> <tr> <th>Line</th> <th>Line</th> <th>Level Factor</th> <th>Loss Factor</th> <th>dB</th> <th>cm</th> <th>deg</th> <th></th> </tr> </thead> <tbody> <tr> <td>1 *</td> <td>5256.00</td> <td>100.52</td> <td>26.52</td> <td>74.00</td> <td>97.85</td> <td>31.07</td> <td>0.08</td> <td>36.48</td> <td>300</td> <td>300</td> <td>Peak</td> <td>VERTICAL</td> </tr> <tr> <td>2 *</td> <td>5256.00</td> <td>94.24</td> <td>40.24</td> <td>54.00</td> <td>91.57</td> <td>31.07</td> <td>0.08</td> <td>36.48</td> <td>300</td> <td>300</td> <td>Average</td> <td>VERTICAL</td> </tr> </tbody> </table>	Over	Limit	ReadAntenna	Cable Preamp	A/Pos	T/Pos	Remark	Pol/Phas	Line	Line	Level Factor	Loss Factor	dB	cm	deg		1 *	5256.00	100.52	26.52	74.00	97.85	31.07	0.08	36.48	300	300	Peak	VERTICAL	2 *	5256.00	94.24	40.24	54.00	91.57	31.07	0.08	36.48	300	300	Average	VERTICAL
Over	Limit	ReadAntenna	Cable Preamp	A/Pos	T/Pos	Remark	Pol/Phas																																																																		
Line	Line	Level Factor	Loss Factor	dB	cm	deg																																																																			
1	5149.92	45.91	-28.09	74.00	43.35	31.17	7.92	36.53	300	300	Peak	VERTICAL																																																													
Over	Limit	ReadAntenna	Cable Preamp	A/Pos	T/Pos	Remark	Pol/Phas																																																																		
Line	Line	Level Factor	Loss Factor	dB	cm	deg																																																																			
1 *	5256.00	100.52	26.52	74.00	97.85	31.07	0.08	36.48	300	300	Peak	VERTICAL																																																													
2 *	5256.00	94.24	40.24	54.00	91.57	31.07	0.08	36.48	300	300	Average	VERTICAL																																																													
<p>Avg.</p>	 <pre> Site : 030803-KS Condition : 5G BAND 1----3 (AVG) 3m HF ANT-201704-91280 VERTICAL Project : SWT:Auto Node : (FR) 760219 Plane : 4 Plane : Pad-X Plane : Full-directivity JME1 : 44 Powersettig : 12.5 </pre> <table border="1"> <thead> <tr> <th>Over</th> <th>Limit</th> <th>ReadAntenna</th> <th>Cable Preamp</th> <th>A/Pos</th> <th>T/Pos</th> <th>Remark</th> <th>Pol/Phas</th> </tr> <tr> <th>Line</th> <th>Line</th> <th>Level Factor</th> <th>Loss Factor</th> <th>dB</th> <th>cm</th> <th>deg</th> <th></th> </tr> </thead> <tbody> <tr> <td>1</td> <td>5182.56</td> <td>36.46</td> <td>-17.94</td> <td>54.00</td> <td>33.50</td> <td>31.22</td> <td>7.90</td> <td>36.56</td> <td>300</td> <td>300</td> <td>Average</td> <td>VERTICAL</td> </tr> </tbody> </table>	Over	Limit	ReadAntenna	Cable Preamp	A/Pos	T/Pos	Remark	Pol/Phas	Line	Line	Level Factor	Loss Factor	dB	cm	deg		1	5182.56	36.46	-17.94	54.00	33.50	31.22	7.90	36.56	300	300	Average	VERTICAL																																											
Over	Limit	ReadAntenna	Cable Preamp	A/Pos	T/Pos	Remark	Pol/Phas																																																																		
Line	Line	Level Factor	Loss Factor	dB	cm	deg																																																																			
1	5182.56	36.46	-17.94	54.00	33.50	31.22	7.90	36.56	300	300	Average	VERTICAL																																																													



WIFI	Band 2 5250~5350MHz Band Edge @ 3m																																																																													
ANT	802.11a CH60 5300MHz - L																																																																													
1+2	Horizontal	Fundamental																																																																												
<p>Peak</p>	<pre> Site : 030W03-K5 Condition : 5G BAND 1-3 @ 3m HF ANT-201704-91200 HORIZONTAL Project : (FR) 760219 Node : S Plane : Pad-X Flare : Full-directivity IMEI : #4 Powersettig : 33.5 </pre> <table border="1"> <thead> <tr> <th>Freq</th> <th>Level</th> <th>Over</th> <th>Limit</th> <th>ReadAntenna</th> <th>Cable Preamp</th> <th>A/Pos</th> <th>T/Pos</th> <th>Remark</th> <th>Pol/Phas</th> </tr> <tr> <th>MHz</th> <th>dBuV/m</th> <th>dB</th> <th>dBuV/m</th> <th>dBuV</th> <th>dB/m</th> <th>dB</th> <th>cm</th> <th>deg</th> <th></th> </tr> </thead> <tbody> <tr> <td>1</td> <td>5129.60</td> <td>44.86</td> <td>-29.34</td> <td>74.00</td> <td>42.30</td> <td>31.19</td> <td>7.91</td> <td>36.54</td> <td>100</td> <td>164 Peak</td> <td>HORIZONTAL</td> </tr> </tbody> </table>	Freq	Level	Over	Limit	ReadAntenna	Cable Preamp	A/Pos	T/Pos	Remark	Pol/Phas	MHz	dBuV/m	dB	dBuV/m	dBuV	dB/m	dB	cm	deg		1	5129.60	44.86	-29.34	74.00	42.30	31.19	7.91	36.54	100	164 Peak	HORIZONTAL	<pre> Site : 030W03-K5 Condition : 5G BAND 1-3 @ 3m HF ANT-201704-91200 HORIZONTAL Project : (FR) 760219 Node : S Plane : Pad-X Flare : Full-directivity IMEI : #4 Powersettig : 33.5 </pre> <table border="1"> <thead> <tr> <th>Freq</th> <th>Level</th> <th>Over</th> <th>Limit</th> <th>ReadAntenna</th> <th>Cable Preamp</th> <th>A/Pos</th> <th>T/Pos</th> <th>Remark</th> <th>Pol/Phas</th> </tr> <tr> <th>MHz</th> <th>dBuV/m</th> <th>dB</th> <th>dBuV/m</th> <th>dBuV</th> <th>dB/m</th> <th>dB</th> <th>cm</th> <th>deg</th> <th></th> </tr> </thead> <tbody> <tr> <td>1</td> <td>5304.00</td> <td>106.36</td> <td>32.36</td> <td>74.00</td> <td>103.59</td> <td>31.62</td> <td>0.21</td> <td>36.46</td> <td>100</td> <td>164 Peak</td> <td>HORIZONTAL</td> </tr> <tr> <td>2</td> <td>5304.00</td> <td>99.59</td> <td>45.59</td> <td>54.00</td> <td>96.82</td> <td>31.82</td> <td>0.21</td> <td>36.46</td> <td>100</td> <td>164 Average</td> <td>HORIZONTAL</td> </tr> </tbody> </table>	Freq	Level	Over	Limit	ReadAntenna	Cable Preamp	A/Pos	T/Pos	Remark	Pol/Phas	MHz	dBuV/m	dB	dBuV/m	dBuV	dB/m	dB	cm	deg		1	5304.00	106.36	32.36	74.00	103.59	31.62	0.21	36.46	100	164 Peak	HORIZONTAL	2	5304.00	99.59	45.59	54.00	96.82	31.82	0.21	36.46	100	164 Average	HORIZONTAL
Freq	Level	Over	Limit	ReadAntenna	Cable Preamp	A/Pos	T/Pos	Remark	Pol/Phas																																																																					
MHz	dBuV/m	dB	dBuV/m	dBuV	dB/m	dB	cm	deg																																																																						
1	5129.60	44.86	-29.34	74.00	42.30	31.19	7.91	36.54	100	164 Peak	HORIZONTAL																																																																			
Freq	Level	Over	Limit	ReadAntenna	Cable Preamp	A/Pos	T/Pos	Remark	Pol/Phas																																																																					
MHz	dBuV/m	dB	dBuV/m	dBuV	dB/m	dB	cm	deg																																																																						
1	5304.00	106.36	32.36	74.00	103.59	31.62	0.21	36.46	100	164 Peak	HORIZONTAL																																																																			
2	5304.00	99.59	45.59	54.00	96.82	31.82	0.21	36.46	100	164 Average	HORIZONTAL																																																																			
<p>Avg.</p>	<pre> Site : 030W03-K5 Condition : 5G BAND 1-3 (AVG) @ 3m HF ANT-201704-91200 HORIZONTAL Project : (FR) 760219 Node : S Plane : Pad-X Flare : Full-directivity IMEI : #4 Powersettig : 33.5 </pre> <table border="1"> <thead> <tr> <th>Freq</th> <th>Level</th> <th>Over</th> <th>Limit</th> <th>ReadAntenna</th> <th>Cable Preamp</th> <th>A/Pos</th> <th>T/Pos</th> <th>Remark</th> <th>Pol/Phas</th> </tr> <tr> <th>MHz</th> <th>dBuV/m</th> <th>dB</th> <th>dBuV/m</th> <th>dBuV</th> <th>dB/m</th> <th>dB</th> <th>cm</th> <th>deg</th> <th></th> </tr> </thead> <tbody> <tr> <td>1</td> <td>5149.92</td> <td>36.14</td> <td>-17.86</td> <td>54.00</td> <td>33.58</td> <td>31.17</td> <td>7.92</td> <td>36.53</td> <td>100</td> <td>164 Average</td> <td>HORIZONTAL</td> </tr> </tbody> </table>	Freq	Level	Over	Limit	ReadAntenna	Cable Preamp	A/Pos	T/Pos	Remark	Pol/Phas	MHz	dBuV/m	dB	dBuV/m	dBuV	dB/m	dB	cm	deg		1	5149.92	36.14	-17.86	54.00	33.58	31.17	7.92	36.53	100	164 Average	HORIZONTAL																																													
Freq	Level	Over	Limit	ReadAntenna	Cable Preamp	A/Pos	T/Pos	Remark	Pol/Phas																																																																					
MHz	dBuV/m	dB	dBuV/m	dBuV	dB/m	dB	cm	deg																																																																						
1	5149.92	36.14	-17.86	54.00	33.58	31.17	7.92	36.53	100	164 Average	HORIZONTAL																																																																			

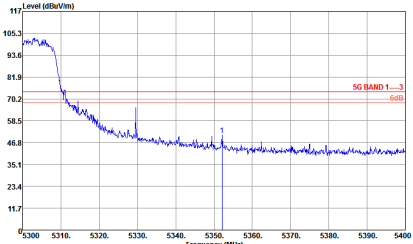
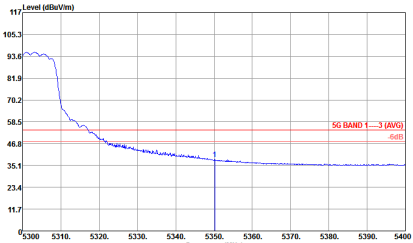


WIFI	Band 2 5250~5350MHz Band Edge @ 3m																																	
ANT	802.11a CH60 5300MHz - R																																	
1+2	Horizontal	Fundamental																																
<p>Peak</p>	 <pre> Site : 03CM03-K5 Condition : SG BAND 1----3 3m HF ANT-201704-91200 HORIZONTAL Project : (FR) 760219 Model : 5 Plane : Pad-X : Full-directivity IMEI : 84 Powersettig : 13.5 </pre> <table border="1"> <thead> <tr> <th>Freq</th> <th>Level</th> <th>Over</th> <th>Limit</th> <th>ReadAntenna</th> <th>Cable Preamp</th> <th>A/Pos</th> <th>T/Pos</th> <th>Remark</th> <th>Pol/Phas</th> </tr> <tr> <th>NHz</th> <th>dBuV/m</th> <th>dB</th> <th>dBuV/m</th> <th>dBuV</th> <th>dB/m</th> <th>dB</th> <th>cm</th> <th>deg</th> <th></th> </tr> </thead> <tbody> <tr> <td>1</td> <td>5369.00</td> <td>52.45</td> <td>-21.55</td> <td>74.00</td> <td>49.52</td> <td>30.90</td> <td>8.39</td> <td>36.42</td> <td>100</td> <td>164 Peak</td> <td>HORIZONTAL</td> </tr> </tbody> </table>	Freq	Level	Over	Limit	ReadAntenna	Cable Preamp	A/Pos	T/Pos	Remark	Pol/Phas	NHz	dBuV/m	dB	dBuV/m	dBuV	dB/m	dB	cm	deg		1	5369.00	52.45	-21.55	74.00	49.52	30.90	8.39	36.42	100	164 Peak	HORIZONTAL	
Freq	Level	Over	Limit	ReadAntenna	Cable Preamp	A/Pos	T/Pos	Remark	Pol/Phas																									
NHz	dBuV/m	dB	dBuV/m	dBuV	dB/m	dB	cm	deg																										
1	5369.00	52.45	-21.55	74.00	49.52	30.90	8.39	36.42	100	164 Peak	HORIZONTAL																							
<p>Avg.</p>	 <pre> Site : 03CM03-K5 Condition : SG BAND 1----3 (AVG) 3m HF ANT-201704-91200 HORIZONTAL Project : (FR) 760219 Model : 5 Plane : Pad-X : Full-directivity IMEI : 84 Powersettig : 13.5 </pre> <table border="1"> <thead> <tr> <th>Freq</th> <th>Level</th> <th>Over</th> <th>Limit</th> <th>ReadAntenna</th> <th>Cable Preamp</th> <th>A/Pos</th> <th>T/Pos</th> <th>Remark</th> <th>Pol/Phas</th> </tr> <tr> <th>NHz</th> <th>dBuV/m</th> <th>dB</th> <th>dBuV/m</th> <th>dBuV</th> <th>dB/m</th> <th>dB</th> <th>cm</th> <th>deg</th> <th></th> </tr> </thead> <tbody> <tr> <td>1</td> <td>5359.70</td> <td>41.20</td> <td>-12.00</td> <td>54.00</td> <td>38.31</td> <td>30.90</td> <td>8.34</td> <td>36.43</td> <td>100</td> <td>164 Average</td> <td>HORIZONTAL</td> </tr> </tbody> </table>	Freq	Level	Over	Limit	ReadAntenna	Cable Preamp	A/Pos	T/Pos	Remark	Pol/Phas	NHz	dBuV/m	dB	dBuV/m	dBuV	dB/m	dB	cm	deg		1	5359.70	41.20	-12.00	54.00	38.31	30.90	8.34	36.43	100	164 Average	HORIZONTAL	
Freq	Level	Over	Limit	ReadAntenna	Cable Preamp	A/Pos	T/Pos	Remark	Pol/Phas																									
NHz	dBuV/m	dB	dBuV/m	dBuV	dB/m	dB	cm	deg																										
1	5359.70	41.20	-12.00	54.00	38.31	30.90	8.34	36.43	100	164 Average	HORIZONTAL																							



WIFI	Band 2 5250~5350MHz Band Edge @ 3m																																																																																	
ANT	802.11a CH60 5300MHz - L																																																																																	
1+2	Vertical	Fundamental																																																																																
Peak	<p>Site : 83CMB3-KS Condition : 5G BAND 1-3 @ 3m HF ANT-201704-91280 VERTICAL Project : (FR) 760219 Mode : S Plane : Pad-X JME1 : Full-directivity PowerSetting : 13.5</p> <table border="1"> <thead> <tr> <th>Freq</th> <th>Level</th> <th>Over</th> <th>Limit</th> <th>ReadAntenna</th> <th>Cable</th> <th>Preamp</th> <th>A/Pos</th> <th>T/Pos</th> <th>Remark</th> <th>Pol/Phas</th> </tr> <tr> <th>MHz</th> <th>dBuV/m</th> <th>dB</th> <th>dBuV/m</th> <th>dBuV</th> <th>dB/m</th> <th>dB</th> <th>cm</th> <th>deg</th> <th></th> <th></th> </tr> </thead> <tbody> <tr> <td>1</td> <td>5107.68</td> <td>45.49</td> <td>-28.51</td> <td>74.00</td> <td>42.93</td> <td>31.20</td> <td>7.91</td> <td>36.55</td> <td>300</td> <td>310 Peak</td> <td>VERTICAL</td> </tr> </tbody> </table>	Freq	Level	Over	Limit	ReadAntenna	Cable	Preamp	A/Pos	T/Pos	Remark	Pol/Phas	MHz	dBuV/m	dB	dBuV/m	dBuV	dB/m	dB	cm	deg			1	5107.68	45.49	-28.51	74.00	42.93	31.20	7.91	36.55	300	310 Peak	VERTICAL	<p>Site : 83CMB3-KS Condition : 5G BAND 1-3 @ 3m HF ANT-201704-91280 VERTICAL Project : (FR) 760219 Mode : S Plane : Pad-X JME1 : Full-directivity PowerSetting : 13.5</p> <table border="1"> <thead> <tr> <th>Freq</th> <th>Level</th> <th>Over</th> <th>Limit</th> <th>ReadAntenna</th> <th>Cable</th> <th>Preamp</th> <th>A/Pos</th> <th>T/Pos</th> <th>Remark</th> <th>Pol/Phas</th> </tr> <tr> <th>MHz</th> <th>dBuV/m</th> <th>dB</th> <th>dBuV/m</th> <th>dBuV</th> <th>dB/m</th> <th>dB</th> <th>cm</th> <th>deg</th> <th></th> <th></th> </tr> </thead> <tbody> <tr> <td>1 *</td> <td>5304.00</td> <td>102.60</td> <td>28.60</td> <td>74.00</td> <td>99.83</td> <td>31.82</td> <td>8.21</td> <td>36.46</td> <td>300</td> <td>310 Peak</td> <td>VERTICAL</td> </tr> <tr> <td>2 *</td> <td>5304.00</td> <td>95.94</td> <td>41.94</td> <td>54.00</td> <td>93.17</td> <td>31.82</td> <td>8.21</td> <td>36.46</td> <td>300</td> <td>310 Average</td> <td>VERTICAL</td> </tr> </tbody> </table>	Freq	Level	Over	Limit	ReadAntenna	Cable	Preamp	A/Pos	T/Pos	Remark	Pol/Phas	MHz	dBuV/m	dB	dBuV/m	dBuV	dB/m	dB	cm	deg			1 *	5304.00	102.60	28.60	74.00	99.83	31.82	8.21	36.46	300	310 Peak	VERTICAL	2 *	5304.00	95.94	41.94	54.00	93.17	31.82	8.21	36.46	300	310 Average	VERTICAL
Freq	Level	Over	Limit	ReadAntenna	Cable	Preamp	A/Pos	T/Pos	Remark	Pol/Phas																																																																								
MHz	dBuV/m	dB	dBuV/m	dBuV	dB/m	dB	cm	deg																																																																										
1	5107.68	45.49	-28.51	74.00	42.93	31.20	7.91	36.55	300	310 Peak	VERTICAL																																																																							
Freq	Level	Over	Limit	ReadAntenna	Cable	Preamp	A/Pos	T/Pos	Remark	Pol/Phas																																																																								
MHz	dBuV/m	dB	dBuV/m	dBuV	dB/m	dB	cm	deg																																																																										
1 *	5304.00	102.60	28.60	74.00	99.83	31.82	8.21	36.46	300	310 Peak	VERTICAL																																																																							
2 *	5304.00	95.94	41.94	54.00	93.17	31.82	8.21	36.46	300	310 Average	VERTICAL																																																																							
Avg.	<p>Site : 83CMB3-KS Condition : 5G BAND 1-3 (AVG) @ 3m HF ANT-201704-91280 VERTICAL Project : (FR) 760219 Mode : S Plane : Pad-X JME1 : Full-directivity PowerSetting : 13.5</p> <table border="1"> <thead> <tr> <th>Freq</th> <th>Level</th> <th>Over</th> <th>Limit</th> <th>ReadAntenna</th> <th>Cable</th> <th>Preamp</th> <th>A/Pos</th> <th>T/Pos</th> <th>Remark</th> <th>Pol/Phas</th> </tr> <tr> <th>MHz</th> <th>dBuV/m</th> <th>dB</th> <th>dBuV/m</th> <th>dBuV</th> <th>dB/m</th> <th>dB</th> <th>cm</th> <th>deg</th> <th></th> <th></th> </tr> </thead> <tbody> <tr> <td>1</td> <td>5185.76</td> <td>36.85</td> <td>-17.95</td> <td>54.00</td> <td>33.49</td> <td>31.20</td> <td>7.91</td> <td>36.55</td> <td>300</td> <td>310 Average</td> <td>VERTICAL</td> </tr> </tbody> </table>	Freq	Level	Over	Limit	ReadAntenna	Cable	Preamp	A/Pos	T/Pos	Remark	Pol/Phas	MHz	dBuV/m	dB	dBuV/m	dBuV	dB/m	dB	cm	deg			1	5185.76	36.85	-17.95	54.00	33.49	31.20	7.91	36.55	300	310 Average	VERTICAL																																															
Freq	Level	Over	Limit	ReadAntenna	Cable	Preamp	A/Pos	T/Pos	Remark	Pol/Phas																																																																								
MHz	dBuV/m	dB	dBuV/m	dBuV	dB/m	dB	cm	deg																																																																										
1	5185.76	36.85	-17.95	54.00	33.49	31.20	7.91	36.55	300	310 Average	VERTICAL																																																																							



WIFI	Band 2 5250~5350MHz Band Edge @ 3m																																	
ANT	802.11a CH60 5300MHz - R																																	
1+2	Vertical	Fundamental																																
<p>Peak</p>	 <pre> Site : 030M03-K5 Condition : SG BAND 1----3 3m HF ANT-201704-91200 VERTICAL Project : SelfAuto Node : (FR) 760219 Plane : Plane : Pad-X Plane : Full-directivity IMEI : 86 Powersettig : 13.5 </pre> <table border="1"> <thead> <tr> <th>IMEI</th> <th>Freq</th> <th>Level</th> <th>Over Limit</th> <th>ReadAntenna</th> <th>Cable Preamp</th> <th>A/Pos</th> <th>T/Pos</th> <th>Remark</th> <th>Pol/Phas</th> </tr> <tr> <th></th> <th>MHz</th> <th>dBuV/m</th> <th>dB</th> <th>dBuV/m</th> <th>dB/m</th> <th>dB</th> <th>cm</th> <th>deg</th> <th></th> </tr> </thead> <tbody> <tr> <td>1</td> <td>5352.10</td> <td>50.91</td> <td>-23.09</td> <td>74.00</td> <td>48.98</td> <td>30.98</td> <td>8.34</td> <td>36.43</td> <td>300</td> <td>310 Peak</td> <td>VERTICAL</td> </tr> </tbody> </table>	IMEI	Freq	Level	Over Limit	ReadAntenna	Cable Preamp	A/Pos	T/Pos	Remark	Pol/Phas		MHz	dBuV/m	dB	dBuV/m	dB/m	dB	cm	deg		1	5352.10	50.91	-23.09	74.00	48.98	30.98	8.34	36.43	300	310 Peak	VERTICAL	
IMEI	Freq	Level	Over Limit	ReadAntenna	Cable Preamp	A/Pos	T/Pos	Remark	Pol/Phas																									
	MHz	dBuV/m	dB	dBuV/m	dB/m	dB	cm	deg																										
1	5352.10	50.91	-23.09	74.00	48.98	30.98	8.34	36.43	300	310 Peak	VERTICAL																							
<p>Avg.</p>	 <pre> Site : 030M03-K5 Condition : SG BAND 1----3 (AVG) 3m HF ANT-201704-91200 VERTICAL Project : SelfAuto Node : (FR) 760219 Plane : Plane : Pad-X Plane : Full-directivity IMEI : 86 Powersettig : 13.5 </pre> <table border="1"> <thead> <tr> <th>IMEI</th> <th>Freq</th> <th>Level</th> <th>Over Limit</th> <th>ReadAntenna</th> <th>Cable Preamp</th> <th>A/Pos</th> <th>T/Pos</th> <th>Remark</th> <th>Pol/Phas</th> </tr> <tr> <th></th> <th>MHz</th> <th>dBuV/m</th> <th>dB</th> <th>dBuV/m</th> <th>dB/m</th> <th>dB</th> <th>cm</th> <th>deg</th> <th></th> </tr> </thead> <tbody> <tr> <td>1</td> <td>5350.20</td> <td>38.48</td> <td>-15.52</td> <td>54.00</td> <td>35.59</td> <td>30.98</td> <td>8.34</td> <td>36.43</td> <td>300</td> <td>310 Average</td> <td>VERTICAL</td> </tr> </tbody> </table>	IMEI	Freq	Level	Over Limit	ReadAntenna	Cable Preamp	A/Pos	T/Pos	Remark	Pol/Phas		MHz	dBuV/m	dB	dBuV/m	dB/m	dB	cm	deg		1	5350.20	38.48	-15.52	54.00	35.59	30.98	8.34	36.43	300	310 Average	VERTICAL	
IMEI	Freq	Level	Over Limit	ReadAntenna	Cable Preamp	A/Pos	T/Pos	Remark	Pol/Phas																									
	MHz	dBuV/m	dB	dBuV/m	dB/m	dB	cm	deg																										
1	5350.20	38.48	-15.52	54.00	35.59	30.98	8.34	36.43	300	310 Average	VERTICAL																							



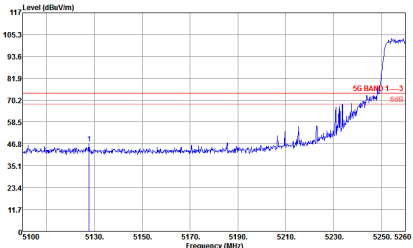
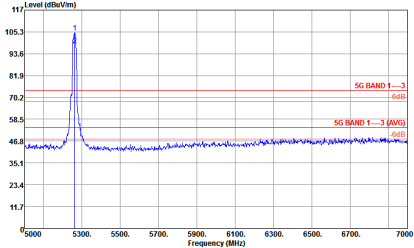
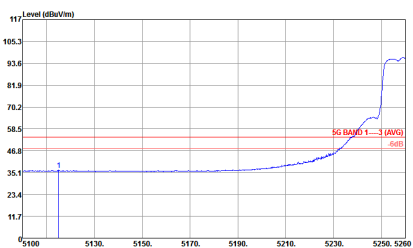
WIFI	Band 2 5250~5350MHz Band Edge @ 3m																																																																																	
ANT	802.11a CH64 5320MHz																																																																																	
1+2	Horizontal	Fundamental																																																																																
Peak	<p>Site : 03CH3-KS Condition : 5G BAND 1-3 3m HF ANT-201704-91200 HORIZONTAL Project : (FR) 760219 Mode : 0 Plane : PadX MEI : Full-directivity Powersttig : 33.5</p> <table border="1"> <thead> <tr> <th>Freq</th> <th>Level</th> <th>Over</th> <th>Limit</th> <th>ReadAntenna</th> <th>Cable</th> <th>Preamp</th> <th>A/Pos</th> <th>T/Pos</th> <th>Remark</th> <th>Pol/Phas</th> </tr> <tr> <th>MHz</th> <th>dBuV/m</th> <th>dB</th> <th>dBuV/m</th> <th>dB/m</th> <th>dB</th> <th>dB</th> <th>cm</th> <th>deg</th> <th></th> <th></th> </tr> </thead> <tbody> <tr> <td>1</td> <td>5361.00</td> <td>62.78</td> <td>-11.30</td> <td>74.00</td> <td>59.77</td> <td>38.96</td> <td>8.39</td> <td>36.42</td> <td>100</td> <td>167 Peak</td> <td>HORIZONTAL</td> </tr> </tbody> </table>	Freq	Level	Over	Limit	ReadAntenna	Cable	Preamp	A/Pos	T/Pos	Remark	Pol/Phas	MHz	dBuV/m	dB	dBuV/m	dB/m	dB	dB	cm	deg			1	5361.00	62.78	-11.30	74.00	59.77	38.96	8.39	36.42	100	167 Peak	HORIZONTAL	<p>Site : 03CH3-KS Condition : 5G BAND 1-3 3m HF ANT-201704-91200 HORIZONTAL Project : (FR) 760219 Mode : 0 Plane : PadX MEI : Full-directivity Powersttig : 33.5</p> <table border="1"> <thead> <tr> <th>Freq</th> <th>Level</th> <th>Over</th> <th>Limit</th> <th>ReadAntenna</th> <th>Cable</th> <th>Preamp</th> <th>A/Pos</th> <th>T/Pos</th> <th>Remark</th> <th>Pol/Phas</th> </tr> <tr> <th>MHz</th> <th>dBuV/m</th> <th>dB</th> <th>dBuV/m</th> <th>dB/m</th> <th>dB</th> <th>dB</th> <th>cm</th> <th>deg</th> <th></th> <th></th> </tr> </thead> <tbody> <tr> <td>1 *</td> <td>5338.00</td> <td>106.39</td> <td>32.39</td> <td>74.00</td> <td>103.57</td> <td>31.61</td> <td>8.26</td> <td>36.45</td> <td>100</td> <td>167 Peak</td> <td>HORIZONTAL</td> </tr> <tr> <td>2 *</td> <td>5338.00</td> <td>99.64</td> <td>45.64</td> <td>54.00</td> <td>96.82</td> <td>31.61</td> <td>8.26</td> <td>36.45</td> <td>100</td> <td>167 Average</td> <td>HORIZONTAL</td> </tr> </tbody> </table>	Freq	Level	Over	Limit	ReadAntenna	Cable	Preamp	A/Pos	T/Pos	Remark	Pol/Phas	MHz	dBuV/m	dB	dBuV/m	dB/m	dB	dB	cm	deg			1 *	5338.00	106.39	32.39	74.00	103.57	31.61	8.26	36.45	100	167 Peak	HORIZONTAL	2 *	5338.00	99.64	45.64	54.00	96.82	31.61	8.26	36.45	100	167 Average	HORIZONTAL
Freq	Level	Over	Limit	ReadAntenna	Cable	Preamp	A/Pos	T/Pos	Remark	Pol/Phas																																																																								
MHz	dBuV/m	dB	dBuV/m	dB/m	dB	dB	cm	deg																																																																										
1	5361.00	62.78	-11.30	74.00	59.77	38.96	8.39	36.42	100	167 Peak	HORIZONTAL																																																																							
Freq	Level	Over	Limit	ReadAntenna	Cable	Preamp	A/Pos	T/Pos	Remark	Pol/Phas																																																																								
MHz	dBuV/m	dB	dBuV/m	dB/m	dB	dB	cm	deg																																																																										
1 *	5338.00	106.39	32.39	74.00	103.57	31.61	8.26	36.45	100	167 Peak	HORIZONTAL																																																																							
2 *	5338.00	99.64	45.64	54.00	96.82	31.61	8.26	36.45	100	167 Average	HORIZONTAL																																																																							
Avg.	<p>Site : 03CH3-KS Condition : 5G BAND 1-3 (AVG) 3m HF ANT-201704-91200 HORIZONTAL Project : (FR) 760219 Mode : 0 Plane : PadX MEI : Full-directivity Powersttig : 33.5</p> <table border="1"> <thead> <tr> <th>Freq</th> <th>Level</th> <th>Over</th> <th>Limit</th> <th>ReadAntenna</th> <th>Cable</th> <th>Preamp</th> <th>A/Pos</th> <th>T/Pos</th> <th>Remark</th> <th>Pol/Phas</th> </tr> <tr> <th>MHz</th> <th>dBuV/m</th> <th>dB</th> <th>dBuV/m</th> <th>dB/m</th> <th>dB</th> <th>dB</th> <th>cm</th> <th>deg</th> <th></th> <th></th> </tr> </thead> <tbody> <tr> <td>1</td> <td>5352.60</td> <td>47.41</td> <td>-6.59</td> <td>54.00</td> <td>44.52</td> <td>38.98</td> <td>8.34</td> <td>36.43</td> <td>100</td> <td>167 Average</td> <td>HORIZONTAL</td> </tr> </tbody> </table>	Freq	Level	Over	Limit	ReadAntenna	Cable	Preamp	A/Pos	T/Pos	Remark	Pol/Phas	MHz	dBuV/m	dB	dBuV/m	dB/m	dB	dB	cm	deg			1	5352.60	47.41	-6.59	54.00	44.52	38.98	8.34	36.43	100	167 Average	HORIZONTAL																																															
Freq	Level	Over	Limit	ReadAntenna	Cable	Preamp	A/Pos	T/Pos	Remark	Pol/Phas																																																																								
MHz	dBuV/m	dB	dBuV/m	dB/m	dB	dB	cm	deg																																																																										
1	5352.60	47.41	-6.59	54.00	44.52	38.98	8.34	36.43	100	167 Average	HORIZONTAL																																																																							



WIFI	Band 2 5250~5350MHz Band Edge @ 3m																																																																																	
ANT	802.11a CH64 5320MHz																																																																																	
1+2	Vertical	Fundamental																																																																																
Peak	<p>Site : 03CH03-KS Condition : SG BAND 1----3 3m HF ANT-201704-91280 VERTICAL Project : SMT:Auto Project : (FR) 760219 Mode : 6 Plane : PadX Plane : Full-directivity IMEI : #4 PowerSettng : 33.5</p> <table border="1"> <thead> <tr> <th>Freq</th> <th>Level</th> <th>Over</th> <th>Limit</th> <th>ReadAntenna</th> <th>Cable</th> <th>Preamp</th> <th>A/Pos</th> <th>T/Pos</th> <th>Remark</th> <th>Pol/Phas</th> </tr> <tr> <th>MHz</th> <th>dBuV/m</th> <th>dB</th> <th>dBuV/m</th> <th>dBuV</th> <th>dB/m</th> <th>dB</th> <th>dB</th> <th>cm</th> <th>deg</th> <th></th> </tr> </thead> <tbody> <tr> <td>1</td> <td>5361.30</td> <td>60.21</td> <td>-13.79</td> <td>74.00</td> <td>57.28</td> <td>30.96</td> <td>8.39</td> <td>36.42</td> <td>300</td> <td>312 Peak</td> <td>VERTICAL</td> </tr> </tbody> </table>	Freq	Level	Over	Limit	ReadAntenna	Cable	Preamp	A/Pos	T/Pos	Remark	Pol/Phas	MHz	dBuV/m	dB	dBuV/m	dBuV	dB/m	dB	dB	cm	deg		1	5361.30	60.21	-13.79	74.00	57.28	30.96	8.39	36.42	300	312 Peak	VERTICAL	<p>Site : 03CH03-KS Condition : SG BAND 1----3 3m HF ANT-201704-91280 VERTICAL Project : SMT:Auto Project : (FR) 760219 Mode : 6 Plane : PadX Plane : Full-directivity IMEI : #4 PowerSettng : 33.5</p> <table border="1"> <thead> <tr> <th>Freq</th> <th>Level</th> <th>Over</th> <th>Limit</th> <th>ReadAntenna</th> <th>Cable</th> <th>Preamp</th> <th>A/Pos</th> <th>T/Pos</th> <th>Remark</th> <th>Pol/Phas</th> </tr> <tr> <th>MHz</th> <th>dBuV/m</th> <th>dB</th> <th>dBuV/m</th> <th>dBuV</th> <th>dB/m</th> <th>dB</th> <th>dB</th> <th>cm</th> <th>deg</th> <th></th> </tr> </thead> <tbody> <tr> <td>1 *</td> <td>5324.00</td> <td>103.25</td> <td>29.25</td> <td>74.00</td> <td>100.43</td> <td>33.61</td> <td>8.26</td> <td>36.45</td> <td>300</td> <td>312 Peak</td> <td>VERTICAL</td> </tr> <tr> <td>2 *</td> <td>5324.00</td> <td>96.06</td> <td>42.06</td> <td>54.00</td> <td>93.24</td> <td>31.01</td> <td>8.26</td> <td>36.45</td> <td>300</td> <td>312 Average</td> <td>VERTICAL</td> </tr> </tbody> </table>	Freq	Level	Over	Limit	ReadAntenna	Cable	Preamp	A/Pos	T/Pos	Remark	Pol/Phas	MHz	dBuV/m	dB	dBuV/m	dBuV	dB/m	dB	dB	cm	deg		1 *	5324.00	103.25	29.25	74.00	100.43	33.61	8.26	36.45	300	312 Peak	VERTICAL	2 *	5324.00	96.06	42.06	54.00	93.24	31.01	8.26	36.45	300	312 Average	VERTICAL
Freq	Level	Over	Limit	ReadAntenna	Cable	Preamp	A/Pos	T/Pos	Remark	Pol/Phas																																																																								
MHz	dBuV/m	dB	dBuV/m	dBuV	dB/m	dB	dB	cm	deg																																																																									
1	5361.30	60.21	-13.79	74.00	57.28	30.96	8.39	36.42	300	312 Peak	VERTICAL																																																																							
Freq	Level	Over	Limit	ReadAntenna	Cable	Preamp	A/Pos	T/Pos	Remark	Pol/Phas																																																																								
MHz	dBuV/m	dB	dBuV/m	dBuV	dB/m	dB	dB	cm	deg																																																																									
1 *	5324.00	103.25	29.25	74.00	100.43	33.61	8.26	36.45	300	312 Peak	VERTICAL																																																																							
2 *	5324.00	96.06	42.06	54.00	93.24	31.01	8.26	36.45	300	312 Average	VERTICAL																																																																							
Avg.	<p>Site : 03CH03-KS Condition : SG BAND 1----3 (AVG) 3m HF ANT-201704-91280 VERTICAL Project : SMT:Auto Project : (FR) 760219 Mode : 6 Plane : PadX Plane : Full-directivity IMEI : #4 PowerSettng : 33.5</p> <table border="1"> <thead> <tr> <th>Freq</th> <th>Level</th> <th>Over</th> <th>Limit</th> <th>ReadAntenna</th> <th>Cable</th> <th>Preamp</th> <th>A/Pos</th> <th>T/Pos</th> <th>Remark</th> <th>Pol/Phas</th> </tr> <tr> <th>MHz</th> <th>dBuV/m</th> <th>dB</th> <th>dBuV/m</th> <th>dBuV</th> <th>dB/m</th> <th>dB</th> <th>dB</th> <th>cm</th> <th>deg</th> <th></th> </tr> </thead> <tbody> <tr> <td>1</td> <td>5351.30</td> <td>44.24</td> <td>-9.76</td> <td>54.00</td> <td>41.35</td> <td>30.98</td> <td>8.34</td> <td>36.43</td> <td>300</td> <td>312 Average</td> <td>VERTICAL</td> </tr> </tbody> </table>	Freq	Level	Over	Limit	ReadAntenna	Cable	Preamp	A/Pos	T/Pos	Remark	Pol/Phas	MHz	dBuV/m	dB	dBuV/m	dBuV	dB/m	dB	dB	cm	deg		1	5351.30	44.24	-9.76	54.00	41.35	30.98	8.34	36.43	300	312 Average	VERTICAL																																															
Freq	Level	Over	Limit	ReadAntenna	Cable	Preamp	A/Pos	T/Pos	Remark	Pol/Phas																																																																								
MHz	dBuV/m	dB	dBuV/m	dBuV	dB/m	dB	dB	cm	deg																																																																									
1	5351.30	44.24	-9.76	54.00	41.35	30.98	8.34	36.43	300	312 Average	VERTICAL																																																																							



Band 2 5250~5350MHz
WIFI 802.11ac VHT20 (Band Edge @ 3m)

WIFI	Band 2 5250~5350MHz Band Edge @ 3m																																																																								
ANT	802.11ac VHT20 CH52 5260MHz - L																																																																								
1+2	Horizontal	Fundamental																																																																							
Peak	 <p>Site : 03CH03-KS Condition : 5G BAND 1----3 3m HF ANT-201704-91200 HORIZONTAL Project : (FR) 760219 Node : 13 Plane : Pad-X Mode : Single-directivity IHE1 : 46 PowerSetting : 13</p> <table border="1"> <thead> <tr> <th>Over</th> <th>Limit</th> <th>ReadAntenna</th> <th>Cable Preamp</th> <th>A/Pos</th> <th>T/Pos</th> <th>Remark</th> <th>Pol/Phas</th> </tr> <tr> <th>Line</th> <th>Line</th> <th>Level Factor</th> <th>Loss Factor</th> <th>dB</th> <th>dB</th> <th>cm</th> <th>deg</th> </tr> </thead> <tbody> <tr> <td>1</td> <td>5127.84</td> <td>46.80</td> <td>-27.20</td> <td>74.00</td> <td>44.24</td> <td>31.19</td> <td>7.91</td> <td>36.54</td> <td>100</td> <td>148</td> <td>Peak</td> <td>HORIZONTAL</td> </tr> </tbody> </table>	Over	Limit	ReadAntenna	Cable Preamp	A/Pos	T/Pos	Remark	Pol/Phas	Line	Line	Level Factor	Loss Factor	dB	dB	cm	deg	1	5127.84	46.80	-27.20	74.00	44.24	31.19	7.91	36.54	100	148	Peak	HORIZONTAL	 <p>Site : 03CH03-KS Condition : 5G BAND 1----3 3m HF ANT-201704-91200 HORIZONTAL Project : (FR) 760219 Node : 13 Plane : Pad-X Mode : Single-directivity IHE1 : 46 PowerSetting : 13</p> <table border="1"> <thead> <tr> <th>Over</th> <th>Limit</th> <th>ReadAntenna</th> <th>Cable Preamp</th> <th>A/Pos</th> <th>T/Pos</th> <th>Remark</th> <th>Pol/Phas</th> </tr> <tr> <th>Line</th> <th>Line</th> <th>Level Factor</th> <th>Loss Factor</th> <th>dB</th> <th>dB</th> <th>cm</th> <th>deg</th> </tr> </thead> <tbody> <tr> <td>1</td> <td>5262.00</td> <td>104.82</td> <td>39.82</td> <td>74.00</td> <td>102.11</td> <td>31.86</td> <td>8.12</td> <td>36.47</td> <td>100</td> <td>148</td> <td>Peak</td> <td>HORIZONTAL</td> </tr> <tr> <td>2</td> <td>5262.00</td> <td>98.85</td> <td>44.85</td> <td>54.00</td> <td>95.34</td> <td>31.86</td> <td>8.12</td> <td>36.47</td> <td>100</td> <td>148</td> <td>Average</td> <td>HORIZONTAL</td> </tr> </tbody> </table>	Over	Limit	ReadAntenna	Cable Preamp	A/Pos	T/Pos	Remark	Pol/Phas	Line	Line	Level Factor	Loss Factor	dB	dB	cm	deg	1	5262.00	104.82	39.82	74.00	102.11	31.86	8.12	36.47	100	148	Peak	HORIZONTAL	2	5262.00	98.85	44.85	54.00	95.34	31.86	8.12	36.47	100	148	Average	HORIZONTAL
Over	Limit	ReadAntenna	Cable Preamp	A/Pos	T/Pos	Remark	Pol/Phas																																																																		
Line	Line	Level Factor	Loss Factor	dB	dB	cm	deg																																																																		
1	5127.84	46.80	-27.20	74.00	44.24	31.19	7.91	36.54	100	148	Peak	HORIZONTAL																																																													
Over	Limit	ReadAntenna	Cable Preamp	A/Pos	T/Pos	Remark	Pol/Phas																																																																		
Line	Line	Level Factor	Loss Factor	dB	dB	cm	deg																																																																		
1	5262.00	104.82	39.82	74.00	102.11	31.86	8.12	36.47	100	148	Peak	HORIZONTAL																																																													
2	5262.00	98.85	44.85	54.00	95.34	31.86	8.12	36.47	100	148	Average	HORIZONTAL																																																													
Avg.	 <p>Site : 03CH03-KS Condition : 5G BAND 1----3 (AVG) 3m HF ANT-201704-91200 HORIZONTAL Project : (FR) 760219 Node : 13 Plane : Pad-X Mode : Single-directivity IHE1 : 46 PowerSetting : 13</p> <table border="1"> <thead> <tr> <th>Over</th> <th>Limit</th> <th>ReadAntenna</th> <th>Cable Preamp</th> <th>A/Pos</th> <th>T/Pos</th> <th>Remark</th> <th>Pol/Phas</th> </tr> <tr> <th>Line</th> <th>Line</th> <th>Level Factor</th> <th>Loss Factor</th> <th>dB</th> <th>dB</th> <th>cm</th> <th>deg</th> </tr> </thead> <tbody> <tr> <td>1</td> <td>5115.04</td> <td>36.37</td> <td>-17.63</td> <td>54.00</td> <td>33.81</td> <td>31.20</td> <td>7.91</td> <td>36.55</td> <td>100</td> <td>148</td> <td>Average</td> <td>HORIZONTAL</td> </tr> </tbody> </table>	Over	Limit	ReadAntenna	Cable Preamp	A/Pos	T/Pos	Remark	Pol/Phas	Line	Line	Level Factor	Loss Factor	dB	dB	cm	deg	1	5115.04	36.37	-17.63	54.00	33.81	31.20	7.91	36.55	100	148	Average	HORIZONTAL																																											
Over	Limit	ReadAntenna	Cable Preamp	A/Pos	T/Pos	Remark	Pol/Phas																																																																		
Line	Line	Level Factor	Loss Factor	dB	dB	cm	deg																																																																		
1	5115.04	36.37	-17.63	54.00	33.81	31.20	7.91	36.55	100	148	Average	HORIZONTAL																																																													



WIFI	Band 2 5250~5350MHz Band Edge @ 3m																																																																													
ANT	802.11ac VHT20 CH52 5260MHz - L																																																																													
1+2	Vertical	Fundamental																																																																												
<p>Peak</p>	<pre> Site : 03CH03-KS Condition : 5G BAND 1----3 3m HF ANT-201704-91200 VERTICAL Project : SWF:Auto Node : (FR) 760219 Plane : Pad-X Plane : Single-directivity JMEI : 04 Powersettig : 13 </pre> <table border="1"> <thead> <tr> <th>Freq</th> <th>Level</th> <th>Over</th> <th>Limit</th> <th>ReadAntenna</th> <th>Cable Preamp</th> <th>A/Pos</th> <th>T/Pos</th> <th>Remark</th> <th>Pol/Phas</th> </tr> <tr> <th>MHz</th> <th>dBuV/m</th> <th>dB</th> <th>dBuV/m</th> <th>dBuV</th> <th>dB/m</th> <th>dB</th> <th>cm</th> <th>deg</th> <th></th> </tr> </thead> <tbody> <tr> <td>1</td> <td>5135.68</td> <td>45.76</td> <td>-28.24</td> <td>74.00</td> <td>43.20</td> <td>31.19</td> <td>7.91</td> <td>36.54</td> <td>299</td> <td>98 Peak</td> <td>VERTICAL</td> </tr> </tbody> </table>	Freq	Level	Over	Limit	ReadAntenna	Cable Preamp	A/Pos	T/Pos	Remark	Pol/Phas	MHz	dBuV/m	dB	dBuV/m	dBuV	dB/m	dB	cm	deg		1	5135.68	45.76	-28.24	74.00	43.20	31.19	7.91	36.54	299	98 Peak	VERTICAL	<pre> Site : 03CH03-KS Condition : 5G BAND 1----3 3m HF ANT-201704-91200 VERTICAL Project : SWF:Auto Node : (FR) 760219 Plane : Pad-X Plane : Single-directivity JMEI : 04 Powersettig : 13 </pre> <table border="1"> <thead> <tr> <th>Freq</th> <th>Level</th> <th>Over</th> <th>Limit</th> <th>ReadAntenna</th> <th>Cable Preamp</th> <th>A/Pos</th> <th>T/Pos</th> <th>Remark</th> <th>Pol/Phas</th> </tr> <tr> <th>MHz</th> <th>dBuV/m</th> <th>dB</th> <th>dBuV/m</th> <th>dBuV</th> <th>dB/m</th> <th>dB</th> <th>cm</th> <th>deg</th> <th></th> </tr> </thead> <tbody> <tr> <td>1</td> <td>5256.00</td> <td>101.72</td> <td>27.72</td> <td>74.00</td> <td>99.05</td> <td>31.67</td> <td>8.08</td> <td>36.48</td> <td>299</td> <td>98 Peak</td> <td>VERTICAL</td> </tr> <tr> <td>2</td> <td>5256.00</td> <td>94.58</td> <td>48.58</td> <td>54.00</td> <td>91.91</td> <td>31.07</td> <td>8.08</td> <td>36.48</td> <td>299</td> <td>98 Average</td> <td>VERTICAL</td> </tr> </tbody> </table>	Freq	Level	Over	Limit	ReadAntenna	Cable Preamp	A/Pos	T/Pos	Remark	Pol/Phas	MHz	dBuV/m	dB	dBuV/m	dBuV	dB/m	dB	cm	deg		1	5256.00	101.72	27.72	74.00	99.05	31.67	8.08	36.48	299	98 Peak	VERTICAL	2	5256.00	94.58	48.58	54.00	91.91	31.07	8.08	36.48	299	98 Average	VERTICAL
Freq	Level	Over	Limit	ReadAntenna	Cable Preamp	A/Pos	T/Pos	Remark	Pol/Phas																																																																					
MHz	dBuV/m	dB	dBuV/m	dBuV	dB/m	dB	cm	deg																																																																						
1	5135.68	45.76	-28.24	74.00	43.20	31.19	7.91	36.54	299	98 Peak	VERTICAL																																																																			
Freq	Level	Over	Limit	ReadAntenna	Cable Preamp	A/Pos	T/Pos	Remark	Pol/Phas																																																																					
MHz	dBuV/m	dB	dBuV/m	dBuV	dB/m	dB	cm	deg																																																																						
1	5256.00	101.72	27.72	74.00	99.05	31.67	8.08	36.48	299	98 Peak	VERTICAL																																																																			
2	5256.00	94.58	48.58	54.00	91.91	31.07	8.08	36.48	299	98 Average	VERTICAL																																																																			
<p>Avg.</p>	<pre> Site : 03CH03-KS Condition : 5G BAND 1----3 (AVG) 3m HF ANT-201704-91200 VERTICAL Project : SWF:Auto Node : (FR) 760219 Plane : Pad-X Plane : Single-directivity JMEI : 04 Powersettig : 13 </pre> <table border="1"> <thead> <tr> <th>Freq</th> <th>Level</th> <th>Over</th> <th>Limit</th> <th>ReadAntenna</th> <th>Cable Preamp</th> <th>A/Pos</th> <th>T/Pos</th> <th>Remark</th> <th>Pol/Phas</th> </tr> <tr> <th>MHz</th> <th>dBuV/m</th> <th>dB</th> <th>dBuV/m</th> <th>dBuV</th> <th>dB/m</th> <th>dB</th> <th>cm</th> <th>deg</th> <th></th> </tr> </thead> <tbody> <tr> <td>1</td> <td>5112.48</td> <td>36.17</td> <td>-17.83</td> <td>54.00</td> <td>33.61</td> <td>31.20</td> <td>7.91</td> <td>36.55</td> <td>299</td> <td>98 Average</td> <td>VERTICAL</td> </tr> </tbody> </table>	Freq	Level	Over	Limit	ReadAntenna	Cable Preamp	A/Pos	T/Pos	Remark	Pol/Phas	MHz	dBuV/m	dB	dBuV/m	dBuV	dB/m	dB	cm	deg		1	5112.48	36.17	-17.83	54.00	33.61	31.20	7.91	36.55	299	98 Average	VERTICAL																																													
Freq	Level	Over	Limit	ReadAntenna	Cable Preamp	A/Pos	T/Pos	Remark	Pol/Phas																																																																					
MHz	dBuV/m	dB	dBuV/m	dBuV	dB/m	dB	cm	deg																																																																						
1	5112.48	36.17	-17.83	54.00	33.61	31.20	7.91	36.55	299	98 Average	VERTICAL																																																																			



WIFI	Band 2 5250~5350MHz Band Edge @ 3m																																																																													
ANT	802.11ac VHT20 CH60 5300MHz - L																																																																													
1+2	Horizontal	Fundamental																																																																												
<p>Peak</p>	<pre> Site : 83CMB3-KS Condition : 5G BAND 1-3 @ 3m HF ANT-201704-91280 HORIZONTAL Project : SMT:Auto : (FR) 760219 Node : 14 Plane : PadX : Single-directivity MHEI : 84 Powersettig : 13.5 </pre> <table border="1"> <thead> <tr> <th>Freq</th> <th>Level</th> <th>Over</th> <th>Limit</th> <th>ReadAntenna</th> <th>Cable Preamp</th> <th>A/Pos</th> <th>T/Pos</th> <th>Remark</th> <th>Pol/Phas</th> </tr> <tr> <th>MHz</th> <th>dBuV/m</th> <th>dB</th> <th>dBuV/m</th> <th>dBuV</th> <th>dB/m</th> <th>dB</th> <th>cm</th> <th>deg</th> <th></th> </tr> </thead> <tbody> <tr> <td>1</td> <td>5126.40</td> <td>45.68</td> <td>-28.32</td> <td>74.00</td> <td>43.12</td> <td>31.19</td> <td>7.91</td> <td>36.54</td> <td>100</td> <td>156 Peak</td> <td>HORIZONTAL</td> </tr> </tbody> </table>	Freq	Level	Over	Limit	ReadAntenna	Cable Preamp	A/Pos	T/Pos	Remark	Pol/Phas	MHz	dBuV/m	dB	dBuV/m	dBuV	dB/m	dB	cm	deg		1	5126.40	45.68	-28.32	74.00	43.12	31.19	7.91	36.54	100	156 Peak	HORIZONTAL	<pre> Site : 83CMB3-KS Condition : 5G BAND 1-3 @ 3m HF ANT-201704-91280 HORIZONTAL Project : SMT:Auto : (FR) 760219 Node : 14 Plane : PadX : Single-directivity MHEI : 84 Powersettig : 13.5 </pre> <table border="1"> <thead> <tr> <th>Freq</th> <th>Level</th> <th>Over</th> <th>Limit</th> <th>ReadAntenna</th> <th>Cable Preamp</th> <th>A/Pos</th> <th>T/Pos</th> <th>Remark</th> <th>Pol/Phas</th> </tr> <tr> <th>MHz</th> <th>dBuV/m</th> <th>dB</th> <th>dBuV/m</th> <th>dBuV</th> <th>dB/m</th> <th>dB</th> <th>cm</th> <th>deg</th> <th></th> </tr> </thead> <tbody> <tr> <td>1 *</td> <td>5296.00</td> <td>106.71</td> <td>32.71</td> <td>74.00</td> <td>103.94</td> <td>31.82</td> <td>8.21</td> <td>36.46</td> <td>100</td> <td>156 Peak</td> <td>HORIZONTAL</td> </tr> <tr> <td>2 *</td> <td>5296.00</td> <td>99.16</td> <td>45.16</td> <td>54.00</td> <td>96.39</td> <td>31.82</td> <td>8.21</td> <td>36.46</td> <td>100</td> <td>156 Average</td> <td>HORIZONTAL</td> </tr> </tbody> </table>	Freq	Level	Over	Limit	ReadAntenna	Cable Preamp	A/Pos	T/Pos	Remark	Pol/Phas	MHz	dBuV/m	dB	dBuV/m	dBuV	dB/m	dB	cm	deg		1 *	5296.00	106.71	32.71	74.00	103.94	31.82	8.21	36.46	100	156 Peak	HORIZONTAL	2 *	5296.00	99.16	45.16	54.00	96.39	31.82	8.21	36.46	100	156 Average	HORIZONTAL
Freq	Level	Over	Limit	ReadAntenna	Cable Preamp	A/Pos	T/Pos	Remark	Pol/Phas																																																																					
MHz	dBuV/m	dB	dBuV/m	dBuV	dB/m	dB	cm	deg																																																																						
1	5126.40	45.68	-28.32	74.00	43.12	31.19	7.91	36.54	100	156 Peak	HORIZONTAL																																																																			
Freq	Level	Over	Limit	ReadAntenna	Cable Preamp	A/Pos	T/Pos	Remark	Pol/Phas																																																																					
MHz	dBuV/m	dB	dBuV/m	dBuV	dB/m	dB	cm	deg																																																																						
1 *	5296.00	106.71	32.71	74.00	103.94	31.82	8.21	36.46	100	156 Peak	HORIZONTAL																																																																			
2 *	5296.00	99.16	45.16	54.00	96.39	31.82	8.21	36.46	100	156 Average	HORIZONTAL																																																																			
<p>Avg.</p>	<pre> Site : 83CMB3-KS Condition : 5G BAND 1-3 (AVG) @ 3m HF ANT-201704-91280 HORIZONTAL Project : SMT:Auto : (FR) 760219 Node : 14 Plane : PadX : Single-directivity MHEI : 84 Powersettig : 13.5 </pre> <table border="1"> <thead> <tr> <th>Freq</th> <th>Level</th> <th>Over</th> <th>Limit</th> <th>ReadAntenna</th> <th>Cable Preamp</th> <th>A/Pos</th> <th>T/Pos</th> <th>Remark</th> <th>Pol/Phas</th> </tr> <tr> <th>MHz</th> <th>dBuV/m</th> <th>dB</th> <th>dBuV/m</th> <th>dBuV</th> <th>dB/m</th> <th>dB</th> <th>cm</th> <th>deg</th> <th></th> </tr> </thead> <tbody> <tr> <td>1</td> <td>5188.32</td> <td>36.31</td> <td>-17.69</td> <td>54.00</td> <td>33.75</td> <td>31.20</td> <td>7.91</td> <td>36.55</td> <td>100</td> <td>156 Average</td> <td>HORIZONTAL</td> </tr> </tbody> </table>	Freq	Level	Over	Limit	ReadAntenna	Cable Preamp	A/Pos	T/Pos	Remark	Pol/Phas	MHz	dBuV/m	dB	dBuV/m	dBuV	dB/m	dB	cm	deg		1	5188.32	36.31	-17.69	54.00	33.75	31.20	7.91	36.55	100	156 Average	HORIZONTAL																																													
Freq	Level	Over	Limit	ReadAntenna	Cable Preamp	A/Pos	T/Pos	Remark	Pol/Phas																																																																					
MHz	dBuV/m	dB	dBuV/m	dBuV	dB/m	dB	cm	deg																																																																						
1	5188.32	36.31	-17.69	54.00	33.75	31.20	7.91	36.55	100	156 Average	HORIZONTAL																																																																			

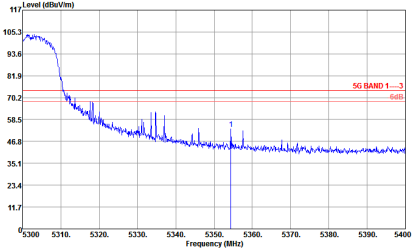
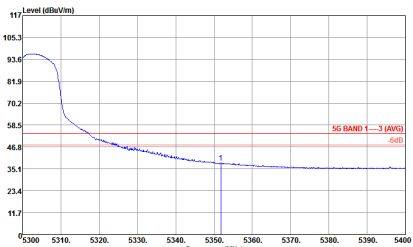


WIFI	Band 2 5250~5350MHz Band Edge @ 3m																																			
ANT	802.11ac VHT20 CH60 5300MHz - R																																			
1+2	Horizontal	Fundamental																																		
<p>Peak</p>	<pre> Site : 03CMB3-K5 Condition : 5G BAND 1-3 @ 3m HF ANT-201704-91200 HORIZONTAL Project : (FR) 760219 Mode : 14 Plane : Pad4K : Single-directivity Power : 13.5 PowerSett: 13.5 </pre> <table border="1"> <thead> <tr> <th>Freq</th> <th>Level</th> <th>Over</th> <th>Limit</th> <th>ReadAntenna</th> <th>Cable</th> <th>Preamp</th> <th>A/Pos</th> <th>T/Pos</th> <th>Remark</th> <th>Pol/Phas</th> </tr> <tr> <th>MHz</th> <th>dBuV/m</th> <th>dB</th> <th>dBuV/m</th> <th>dBuV</th> <th>dB/m</th> <th>dB</th> <th>dB</th> <th>cm</th> <th>deg</th> <th></th> </tr> </thead> <tbody> <tr> <td>1</td> <td>5355.20</td> <td>54.34</td> <td>-19.66</td> <td>74.00</td> <td>51.43</td> <td>30.98</td> <td>8.34</td> <td>36.43</td> <td>100</td> <td>156 Peak</td> <td>HORIZONTAL</td> </tr> </tbody> </table>	Freq	Level	Over	Limit	ReadAntenna	Cable	Preamp	A/Pos	T/Pos	Remark	Pol/Phas	MHz	dBuV/m	dB	dBuV/m	dBuV	dB/m	dB	dB	cm	deg		1	5355.20	54.34	-19.66	74.00	51.43	30.98	8.34	36.43	100	156 Peak	HORIZONTAL	<p>Left blank</p>
Freq	Level	Over	Limit	ReadAntenna	Cable	Preamp	A/Pos	T/Pos	Remark	Pol/Phas																										
MHz	dBuV/m	dB	dBuV/m	dBuV	dB/m	dB	dB	cm	deg																											
1	5355.20	54.34	-19.66	74.00	51.43	30.98	8.34	36.43	100	156 Peak	HORIZONTAL																									
<p>Avg.</p>	<pre> Site : 03CMB3-K5 Condition : 5G BAND 1-3 @ 3m (AVG) HF ANT-201704-91200 HORIZONTAL Project : (FR) 760219 Mode : 14 Plane : Pad4K : Single-directivity Power : 13.5 PowerSett: 13.5 </pre> <table border="1"> <thead> <tr> <th>Freq</th> <th>Level</th> <th>Over</th> <th>Limit</th> <th>ReadAntenna</th> <th>Cable</th> <th>Preamp</th> <th>A/Pos</th> <th>T/Pos</th> <th>Remark</th> <th>Pol/Phas</th> </tr> <tr> <th>MHz</th> <th>dBuV/m</th> <th>dB</th> <th>dBuV/m</th> <th>dBuV</th> <th>dB/m</th> <th>dB</th> <th>dB</th> <th>cm</th> <th>deg</th> <th></th> </tr> </thead> <tbody> <tr> <td>1</td> <td>5350.40</td> <td>40.78</td> <td>-13.22</td> <td>54.00</td> <td>37.09</td> <td>30.98</td> <td>8.34</td> <td>36.43</td> <td>100</td> <td>156 Average</td> <td>HORIZONTAL</td> </tr> </tbody> </table>	Freq	Level	Over	Limit	ReadAntenna	Cable	Preamp	A/Pos	T/Pos	Remark	Pol/Phas	MHz	dBuV/m	dB	dBuV/m	dBuV	dB/m	dB	dB	cm	deg		1	5350.40	40.78	-13.22	54.00	37.09	30.98	8.34	36.43	100	156 Average	HORIZONTAL	<p>Left blank</p>
Freq	Level	Over	Limit	ReadAntenna	Cable	Preamp	A/Pos	T/Pos	Remark	Pol/Phas																										
MHz	dBuV/m	dB	dBuV/m	dBuV	dB/m	dB	dB	cm	deg																											
1	5350.40	40.78	-13.22	54.00	37.09	30.98	8.34	36.43	100	156 Average	HORIZONTAL																									



WIFI	Band 2 5250~5350MHz Band Edge @ 3m																																																																																
ANT	802.11ac VHT20 CH60 5300MHz - L																																																																																
1+2	Vertical	Fundamental																																																																															
Peak	<p>Site : 03CH03-KS Condition : 5G BAND 1-3 @ 3m HF ANT-201704-91280 VERTICAL Project : (FR) 760219 Mode : 14 Plane : Pad-x MEI : Single-directivity Powersettig : 46</p> <table border="1"> <thead> <tr> <th>Freq</th> <th>Level</th> <th>Over</th> <th>Limit</th> <th>ReadAntenna</th> <th>Cable</th> <th>Preamp</th> <th>A/Pos</th> <th>T/Pos</th> <th>Remark</th> <th>Pol/Phas</th> </tr> <tr> <th>MHz</th> <th>dBuV/m</th> <th>dB</th> <th>dBuV/m</th> <th>dBuV</th> <th>dB/m</th> <th>dB</th> <th>dB</th> <th>cm</th> <th>deg</th> <th></th> </tr> </thead> <tbody> <tr> <td>1</td> <td>5120.96</td> <td>45.72</td> <td>-28.28</td> <td>74.00</td> <td>43.16</td> <td>7.91</td> <td>36.55</td> <td>304</td> <td>306</td> <td>Peak VERTICAL</td> </tr> </tbody> </table>	Freq	Level	Over	Limit	ReadAntenna	Cable	Preamp	A/Pos	T/Pos	Remark	Pol/Phas	MHz	dBuV/m	dB	dBuV/m	dBuV	dB/m	dB	dB	cm	deg		1	5120.96	45.72	-28.28	74.00	43.16	7.91	36.55	304	306	Peak VERTICAL	<p>Site : 03CH03-KS Condition : 5G BAND 1-3 @ 3m HF ANT-201704-91280 VERTICAL Project : (FR) 760219 Mode : 14 Plane : Pad-x MEI : Single-directivity Powersettig : 46</p> <table border="1"> <thead> <tr> <th>Freq</th> <th>Level</th> <th>Over</th> <th>Limit</th> <th>ReadAntenna</th> <th>Cable</th> <th>Preamp</th> <th>A/Pos</th> <th>T/Pos</th> <th>Remark</th> <th>Pol/Phas</th> </tr> <tr> <th>MHz</th> <th>dBuV/m</th> <th>dB</th> <th>dBuV/m</th> <th>dBuV</th> <th>dB/m</th> <th>dB</th> <th>dB</th> <th>cm</th> <th>deg</th> <th></th> </tr> </thead> <tbody> <tr> <td>1*</td> <td>5304.00</td> <td>105.08</td> <td>29.08</td> <td>74.00</td> <td>100.11</td> <td>31.02</td> <td>8.21</td> <td>36.46</td> <td>304</td> <td>306</td> <td>Peak VERTICAL</td> </tr> <tr> <td>2*</td> <td>5304.00</td> <td>96.18</td> <td>42.18</td> <td>54.00</td> <td>93.33</td> <td>31.02</td> <td>8.21</td> <td>36.46</td> <td>304</td> <td>306</td> <td>Average VERTICAL</td> </tr> </tbody> </table>	Freq	Level	Over	Limit	ReadAntenna	Cable	Preamp	A/Pos	T/Pos	Remark	Pol/Phas	MHz	dBuV/m	dB	dBuV/m	dBuV	dB/m	dB	dB	cm	deg		1*	5304.00	105.08	29.08	74.00	100.11	31.02	8.21	36.46	304	306	Peak VERTICAL	2*	5304.00	96.18	42.18	54.00	93.33	31.02	8.21	36.46	304	306	Average VERTICAL
Freq	Level	Over	Limit	ReadAntenna	Cable	Preamp	A/Pos	T/Pos	Remark	Pol/Phas																																																																							
MHz	dBuV/m	dB	dBuV/m	dBuV	dB/m	dB	dB	cm	deg																																																																								
1	5120.96	45.72	-28.28	74.00	43.16	7.91	36.55	304	306	Peak VERTICAL																																																																							
Freq	Level	Over	Limit	ReadAntenna	Cable	Preamp	A/Pos	T/Pos	Remark	Pol/Phas																																																																							
MHz	dBuV/m	dB	dBuV/m	dBuV	dB/m	dB	dB	cm	deg																																																																								
1*	5304.00	105.08	29.08	74.00	100.11	31.02	8.21	36.46	304	306	Peak VERTICAL																																																																						
2*	5304.00	96.18	42.18	54.00	93.33	31.02	8.21	36.46	304	306	Average VERTICAL																																																																						
Avg.	<p>Site : 03CH03-KS Condition : 5G BAND 1-3 (AVG) @ 3m HF ANT-201704-91280 VERTICAL Project : (FR) 760219 Mode : 14 Plane : Pad-x MEI : Single-directivity Powersettig : 46</p> <table border="1"> <thead> <tr> <th>Freq</th> <th>Level</th> <th>Over</th> <th>Limit</th> <th>ReadAntenna</th> <th>Cable</th> <th>Preamp</th> <th>A/Pos</th> <th>T/Pos</th> <th>Remark</th> <th>Pol/Phas</th> </tr> <tr> <th>MHz</th> <th>dBuV/m</th> <th>dB</th> <th>dBuV/m</th> <th>dBuV</th> <th>dB/m</th> <th>dB</th> <th>dB</th> <th>cm</th> <th>deg</th> <th></th> </tr> </thead> <tbody> <tr> <td>1</td> <td>5105.28</td> <td>36.13</td> <td>-17.87</td> <td>54.00</td> <td>33.57</td> <td>31.22</td> <td>7.98</td> <td>36.56</td> <td>304</td> <td>306</td> <td>Average VERTICAL</td> </tr> </tbody> </table>	Freq	Level	Over	Limit	ReadAntenna	Cable	Preamp	A/Pos	T/Pos	Remark	Pol/Phas	MHz	dBuV/m	dB	dBuV/m	dBuV	dB/m	dB	dB	cm	deg		1	5105.28	36.13	-17.87	54.00	33.57	31.22	7.98	36.56	304	306	Average VERTICAL																																														
Freq	Level	Over	Limit	ReadAntenna	Cable	Preamp	A/Pos	T/Pos	Remark	Pol/Phas																																																																							
MHz	dBuV/m	dB	dBuV/m	dBuV	dB/m	dB	dB	cm	deg																																																																								
1	5105.28	36.13	-17.87	54.00	33.57	31.22	7.98	36.56	304	306	Average VERTICAL																																																																						



WIFI	Band 2 5250~5350MHz Band Edge @ 3m	
ANT	802.11ac VHT20 CH60 5300MHz - R	
1+2	Vertical	Fundamental
<p>Peak</p>	 <pre> Site : 030M03-V5 Condition : 5G BAND 1----3 3m HF ANT-201704-91200 VERTICAL Project : SWT/Auto Node : (FR) 760219 Plane : 14 Plane : Pad-X Plane : Single-directivity JME1 : 44 Powersettig : 33.5 Over Limit ReadAntenna Cable Preamp A/Pos T/Pos MHz dBuV/m dB dBuV/m dBuV dB/m dB dB cm deg 1 5354.40 53.53 -20.47 74.00 50.64 30.98 8.34 36.43 304 306 Peak VERTICAL </pre>	
<p>Avg.</p>	 <pre> Site : 030M03-V5 Condition : 5G BAND 1----3 (AVG) 3m HF ANT-201704-91200 VERTICAL Project : SWT/Auto Node : (FR) 760219 Plane : 14 Plane : Pad-X Plane : Single-directivity JME1 : 44 Powersettig : 33.5 Over Limit ReadAntenna Cable Preamp A/Pos T/Pos MHz dBuV/m dB dBuV/m dBuV dB/m dB dB cm deg 1 5351.00 38.56 -15.44 54.00 35.67 30.98 8.34 36.43 304 306 Average VERTICAL </pre>	



WIFI	Band 2 5250~5350MHz Band Edge @ 3m																																																																																								
ANT	802.11ac VHT20 CH64 5320MHz																																																																																								
1+2	Horizontal	Fundamental																																																																																							
Peak	<p>Site : 03CH3-KS Condition : 5G BAND 1---3 3m HF ANT-201704-91200 HORIZONTAL Project : (FR) 760219 Node : 15 Plane : Padak Plane : Single-directivity MHEI : 46 PowerSetting : 13.5</p> <table border="1"> <thead> <tr> <th>Over</th> <th>Limit</th> <th>ReadAntenna</th> <th>Cable Preamp</th> <th>A/Pos</th> <th>T/Pos</th> <th>Remark</th> <th>Pol/Phas</th> </tr> <tr> <th>Freq</th> <th>Level</th> <th>Limit</th> <th>Line</th> <th>Level Factor</th> <th>Loss Factor</th> <th></th> <th></th> </tr> <tr> <th>MHz</th> <th>dBuV/m</th> <th>dB</th> <th>dBuV/m</th> <th>dB/m</th> <th>dB</th> <th>cm</th> <th>deg</th> </tr> </thead> <tbody> <tr> <td>1</td> <td>5353.00</td> <td>65.88</td> <td>-8.92</td> <td>74.00</td> <td>62.19</td> <td>30.98</td> <td>8.34</td> <td>36.43</td> <td>100</td> <td>163</td> <td>Peak</td> <td>HORIZONTAL</td> </tr> </tbody> </table>	Over	Limit	ReadAntenna	Cable Preamp	A/Pos	T/Pos	Remark	Pol/Phas	Freq	Level	Limit	Line	Level Factor	Loss Factor			MHz	dBuV/m	dB	dBuV/m	dB/m	dB	cm	deg	1	5353.00	65.88	-8.92	74.00	62.19	30.98	8.34	36.43	100	163	Peak	HORIZONTAL	<p>Site : 03CH3-KS Condition : 5G BAND 1---3 3m HF ANT-201704-91200 HORIZONTAL Project : (FR) 760219 Node : 15 Plane : Padak Plane : Single-directivity MHEI : 46 PowerSetting : 13.5</p> <table border="1"> <thead> <tr> <th>Over</th> <th>Limit</th> <th>ReadAntenna</th> <th>Cable Preamp</th> <th>A/Pos</th> <th>T/Pos</th> <th>Remark</th> <th>Pol/Phas</th> </tr> <tr> <th>Freq</th> <th>Level</th> <th>Limit</th> <th>Line</th> <th>Level Factor</th> <th>Loss Factor</th> <th></th> <th></th> </tr> <tr> <th>MHz</th> <th>dBuV/m</th> <th>dB</th> <th>dBuV/m</th> <th>dB/m</th> <th>dB</th> <th>cm</th> <th>deg</th> </tr> </thead> <tbody> <tr> <td>1*</td> <td>5322.00</td> <td>105.93</td> <td>31.93</td> <td>74.00</td> <td>103.11</td> <td>31.61</td> <td>8.26</td> <td>36.45</td> <td>100</td> <td>163</td> <td>Peak</td> <td>HORIZONTAL</td> </tr> <tr> <td>2*</td> <td>5322.00</td> <td>98.71</td> <td>44.71</td> <td>54.00</td> <td>95.89</td> <td>31.01</td> <td>8.26</td> <td>36.45</td> <td>100</td> <td>163</td> <td>Average</td> <td>HORIZONTAL</td> </tr> </tbody> </table>	Over	Limit	ReadAntenna	Cable Preamp	A/Pos	T/Pos	Remark	Pol/Phas	Freq	Level	Limit	Line	Level Factor	Loss Factor			MHz	dBuV/m	dB	dBuV/m	dB/m	dB	cm	deg	1*	5322.00	105.93	31.93	74.00	103.11	31.61	8.26	36.45	100	163	Peak	HORIZONTAL	2*	5322.00	98.71	44.71	54.00	95.89	31.01	8.26	36.45	100	163	Average	HORIZONTAL
Over	Limit	ReadAntenna	Cable Preamp	A/Pos	T/Pos	Remark	Pol/Phas																																																																																		
Freq	Level	Limit	Line	Level Factor	Loss Factor																																																																																				
MHz	dBuV/m	dB	dBuV/m	dB/m	dB	cm	deg																																																																																		
1	5353.00	65.88	-8.92	74.00	62.19	30.98	8.34	36.43	100	163	Peak	HORIZONTAL																																																																													
Over	Limit	ReadAntenna	Cable Preamp	A/Pos	T/Pos	Remark	Pol/Phas																																																																																		
Freq	Level	Limit	Line	Level Factor	Loss Factor																																																																																				
MHz	dBuV/m	dB	dBuV/m	dB/m	dB	cm	deg																																																																																		
1*	5322.00	105.93	31.93	74.00	103.11	31.61	8.26	36.45	100	163	Peak	HORIZONTAL																																																																													
2*	5322.00	98.71	44.71	54.00	95.89	31.01	8.26	36.45	100	163	Average	HORIZONTAL																																																																													
Avg.	<p>Site : 03CH3-KS Condition : 5G BAND 1---3 (AVG) 3m HF ANT-201704-91200 HORIZONTAL Project : (FR) 760219 Node : 15 Plane : Padak Plane : Single-directivity MHEI : 46 PowerSetting : 13.5</p> <table border="1"> <thead> <tr> <th>Over</th> <th>Limit</th> <th>ReadAntenna</th> <th>Cable Preamp</th> <th>A/Pos</th> <th>T/Pos</th> <th>Remark</th> <th>Pol/Phas</th> </tr> <tr> <th>Freq</th> <th>Level</th> <th>Limit</th> <th>Line</th> <th>Level Factor</th> <th>Loss Factor</th> <th></th> <th></th> </tr> <tr> <th>MHz</th> <th>dBuV/m</th> <th>dB</th> <th>dBuV/m</th> <th>dB/m</th> <th>dB</th> <th>cm</th> <th>deg</th> </tr> </thead> <tbody> <tr> <td>1</td> <td>5350.20</td> <td>47.04</td> <td>-6.96</td> <td>54.00</td> <td>44.15</td> <td>30.98</td> <td>8.34</td> <td>36.43</td> <td>100</td> <td>163</td> <td>Average</td> <td>HORIZONTAL</td> </tr> </tbody> </table>	Over	Limit	ReadAntenna	Cable Preamp	A/Pos	T/Pos	Remark	Pol/Phas	Freq	Level	Limit	Line	Level Factor	Loss Factor			MHz	dBuV/m	dB	dBuV/m	dB/m	dB	cm	deg	1	5350.20	47.04	-6.96	54.00	44.15	30.98	8.34	36.43	100	163	Average	HORIZONTAL																																																			
Over	Limit	ReadAntenna	Cable Preamp	A/Pos	T/Pos	Remark	Pol/Phas																																																																																		
Freq	Level	Limit	Line	Level Factor	Loss Factor																																																																																				
MHz	dBuV/m	dB	dBuV/m	dB/m	dB	cm	deg																																																																																		
1	5350.20	47.04	-6.96	54.00	44.15	30.98	8.34	36.43	100	163	Average	HORIZONTAL																																																																													



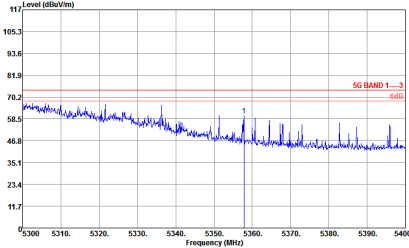
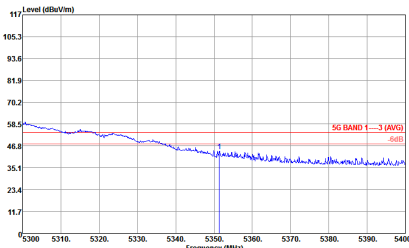
WIFI	Band 2 5250~5350MHz Band Edge @ 3m																																																																																	
ANT	802.11ac VHT20 CH64 5320MHz																																																																																	
1+2	Vertical	Fundamental																																																																																
Peak	<p>Site : 03CH3-K5 Condition : SG BAND 1----3 3m HF ANT-201704-91280 VERTICAL Project : (FR) 760219 Mode : IS Plane : Pad-X JMEI : 44 PowerSetting : 33.5</p> <table border="1"> <thead> <tr> <th>Freq</th> <th>Level</th> <th>Over</th> <th>Limit</th> <th>ReadAntenna</th> <th>Cable</th> <th>Preamp</th> <th>A/Pos</th> <th>T/Pos</th> <th>Remark</th> <th>Pol/Phas</th> </tr> <tr> <th>MHz</th> <th>dBuV/m</th> <th>dB</th> <th>dBuV/m</th> <th>dBuV</th> <th>dB/m</th> <th>dB</th> <th>cm</th> <th>deg</th> <th></th> <th></th> </tr> </thead> <tbody> <tr> <td>1</td> <td>5354.20</td> <td>59.01</td> <td>-14.99</td> <td>74.00</td> <td>56.12</td> <td>30.98</td> <td>8.34</td> <td>36.43</td> <td>301</td> <td>83 Peak</td> <td>VERTICAL</td> </tr> </tbody> </table>	Freq	Level	Over	Limit	ReadAntenna	Cable	Preamp	A/Pos	T/Pos	Remark	Pol/Phas	MHz	dBuV/m	dB	dBuV/m	dBuV	dB/m	dB	cm	deg			1	5354.20	59.01	-14.99	74.00	56.12	30.98	8.34	36.43	301	83 Peak	VERTICAL	<p>Site : 03CH3-K5 Condition : SG BAND 1----3 3m HF ANT-201704-91280 VERTICAL Project : (FR) 760219 Mode : IS Plane : Pad-X JMEI : 44 PowerSetting : 33.5</p> <table border="1"> <thead> <tr> <th>Freq</th> <th>Level</th> <th>Over</th> <th>Limit</th> <th>ReadAntenna</th> <th>Cable</th> <th>Preamp</th> <th>A/Pos</th> <th>T/Pos</th> <th>Remark</th> <th>Pol/Phas</th> </tr> <tr> <th>MHz</th> <th>dBuV/m</th> <th>dB</th> <th>dBuV/m</th> <th>dBuV</th> <th>dB/m</th> <th>dB</th> <th>cm</th> <th>deg</th> <th></th> <th></th> </tr> </thead> <tbody> <tr> <td>1</td> <td>5324.00</td> <td>101.93</td> <td>27.93</td> <td>74.00</td> <td>59.11</td> <td>31.81</td> <td>8.26</td> <td>36.45</td> <td>301</td> <td>83 Peak</td> <td>VERTICAL</td> </tr> <tr> <td>2</td> <td>5324.00</td> <td>94.06</td> <td>40.06</td> <td>54.00</td> <td>92.04</td> <td>31.81</td> <td>8.26</td> <td>36.45</td> <td>301</td> <td>83 Average</td> <td>VERTICAL</td> </tr> </tbody> </table>	Freq	Level	Over	Limit	ReadAntenna	Cable	Preamp	A/Pos	T/Pos	Remark	Pol/Phas	MHz	dBuV/m	dB	dBuV/m	dBuV	dB/m	dB	cm	deg			1	5324.00	101.93	27.93	74.00	59.11	31.81	8.26	36.45	301	83 Peak	VERTICAL	2	5324.00	94.06	40.06	54.00	92.04	31.81	8.26	36.45	301	83 Average	VERTICAL
Freq	Level	Over	Limit	ReadAntenna	Cable	Preamp	A/Pos	T/Pos	Remark	Pol/Phas																																																																								
MHz	dBuV/m	dB	dBuV/m	dBuV	dB/m	dB	cm	deg																																																																										
1	5354.20	59.01	-14.99	74.00	56.12	30.98	8.34	36.43	301	83 Peak	VERTICAL																																																																							
Freq	Level	Over	Limit	ReadAntenna	Cable	Preamp	A/Pos	T/Pos	Remark	Pol/Phas																																																																								
MHz	dBuV/m	dB	dBuV/m	dBuV	dB/m	dB	cm	deg																																																																										
1	5324.00	101.93	27.93	74.00	59.11	31.81	8.26	36.45	301	83 Peak	VERTICAL																																																																							
2	5324.00	94.06	40.06	54.00	92.04	31.81	8.26	36.45	301	83 Average	VERTICAL																																																																							
Avg.	<p>Site : 03CH3-K5 Condition : SG BAND 1----3 (AVG) 3m HF ANT-201704-91280 VERTICAL Project : (FR) 760219 Mode : IS Plane : Pad-X JMEI : 44 PowerSetting : 33.5</p> <table border="1"> <thead> <tr> <th>Freq</th> <th>Level</th> <th>Over</th> <th>Limit</th> <th>ReadAntenna</th> <th>Cable</th> <th>Preamp</th> <th>A/Pos</th> <th>T/Pos</th> <th>Remark</th> <th>Pol/Phas</th> </tr> <tr> <th>MHz</th> <th>dBuV/m</th> <th>dB</th> <th>dBuV/m</th> <th>dBuV</th> <th>dB/m</th> <th>dB</th> <th>cm</th> <th>deg</th> <th></th> <th></th> </tr> </thead> <tbody> <tr> <td>1</td> <td>5350.30</td> <td>44.12</td> <td>-9.88</td> <td>54.00</td> <td>41.23</td> <td>30.98</td> <td>8.34</td> <td>36.43</td> <td>301</td> <td>83 Average</td> <td>VERTICAL</td> </tr> </tbody> </table>	Freq	Level	Over	Limit	ReadAntenna	Cable	Preamp	A/Pos	T/Pos	Remark	Pol/Phas	MHz	dBuV/m	dB	dBuV/m	dBuV	dB/m	dB	cm	deg			1	5350.30	44.12	-9.88	54.00	41.23	30.98	8.34	36.43	301	83 Average	VERTICAL																																															
Freq	Level	Over	Limit	ReadAntenna	Cable	Preamp	A/Pos	T/Pos	Remark	Pol/Phas																																																																								
MHz	dBuV/m	dB	dBuV/m	dBuV	dB/m	dB	cm	deg																																																																										
1	5350.30	44.12	-9.88	54.00	41.23	30.98	8.34	36.43	301	83 Average	VERTICAL																																																																							



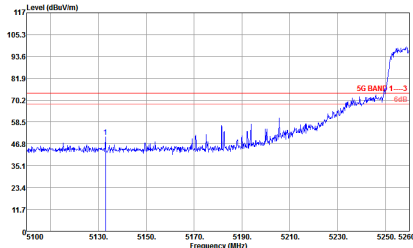
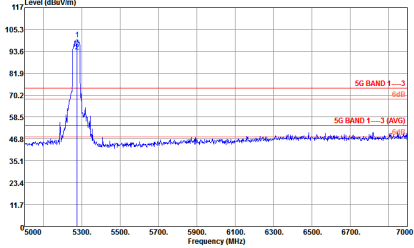
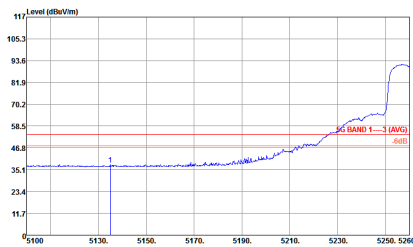
Band 2 5250~5350MHz
WIFI 802.11ac VHT40 (Band Edge @ 3m)

WIFI	Band 2 5250~5350MHz Band Edge @ 3m	
ANT	802.11ac VHT40 CH54 5270 - L	
1+2	Horizontal	Fundamental
Peak	<pre> Site : 03CH3-K5 Condition : SG BAND 1-3 3m HF ANT-201704-91200 HORIZONTAL Project : (FR) 760219 Node : 21 Plane : Pad-X Plane : Full-directivity IMEI : 84 PowerSetting : 13.5 Freq Level Over Limit ReadAntenna Cable Preamp A/Pos T/Pos MHz dBuV/m dB dBuV/m dBuV dBm dB dB cm deg 1 5248.00 53.34 -28.66 74.00 50.78 31.17 7.92 36.53 100 138 Peak HORIZONTAL </pre>	<pre> Site : 03CH3-K5 Condition : SG BAND 1-3 3m HF ANT-201704-91200 HORIZONTAL Project : (FR) 760219 Node : 21 Plane : Pad-X Plane : Full-directivity IMEI : 84 PowerSetting : 13.5 Freq Level Over Limit ReadAntenna Cable Preamp A/Pos T/Pos MHz dBuV/m dB dBuV/m dBuV dBm dB dB cm deg 1 * 5276.00 104.58 30.58 74.00 181.76 31.04 8.17 36.47 100 138 Peak HORIZONTAL 2 * 5276.00 97.56 43.56 54.00 94.82 31.04 8.17 36.47 100 138 Average HORIZONTAL </pre>
Avg.	<pre> Site : 03CH3-K5 Condition : SG BAND 1-3 (AVG) 3m HF ANT-201704-91200 HORIZONTAL Project : (FR) 760219 Node : 21 Plane : Pad-X Plane : Full-directivity IMEI : 84 PowerSetting : 13.5 Freq Level Over Limit ReadAntenna Cable Preamp A/Pos T/Pos MHz dBuV/m dB dBuV/m dBuV dBm dB dB cm deg 1 5139.36 39.04 -14.96 54.00 36.48 31.19 7.91 36.54 100 138 Average HORIZONTAL </pre>	

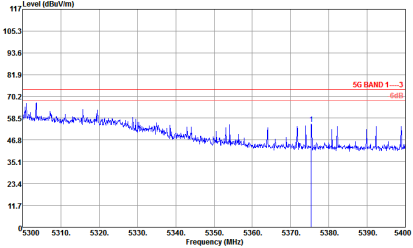
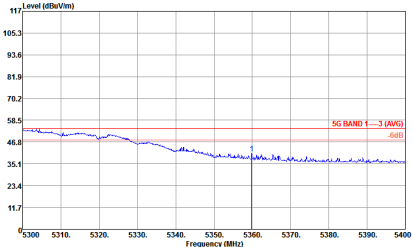


WIFI	Band 2 5250~5350MHz Band Edge @ 3m	
ANT	802.11ac VHT40 CH54 5270 - R	
1+2	Horizontal	Fundamental
<p>Peak</p>	 <pre> Site : 030M3-K5 Condition : SG BAND 1----3 3e HF ANT-201794-91200 HORIZONTAL Project : (FR) 760219 Node : 21 Plane : Padlock Power : Full-directivity PowerSett : 84 : 13.5 : Freq Level Over Limit ReadAntenna Cable Preamp A/Pos T/Pos Remark Pol/Phas ----- - - - - - - - - - - MHz dBuV/m dB dBuV/m dBuV dB/m dB dB cm deg 1 5357.00 60.39 -13.61 74.00 57.50 30.90 8.34 36.43 100 130 Peak HORIZONTAL </pre>	
<p>Avg.</p>	 <pre> Site : 030M3-K5 Condition : SG BAND 1----3 (AVG) 3e HF ANT-201794-91200 HORIZONTAL Project : (FR) 760219 Node : 21 Plane : Padlock Power : Full-directivity PowerSett : 84 : 13.5 : Freq Level Over Limit ReadAntenna Cable Preamp A/Pos T/Pos Remark Pol/Phas ----- - - - - - - - - - - MHz dBuV/m dB dBuV/m dBuV dB/m dB dB cm deg 1 5351.40 44.13 -9.87 54.00 41.24 30.90 8.34 36.43 100 130 Average HORIZONTAL </pre>	

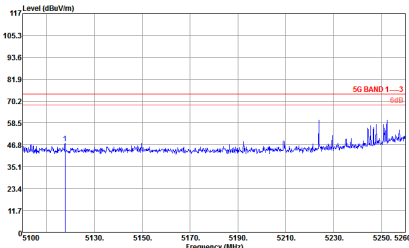
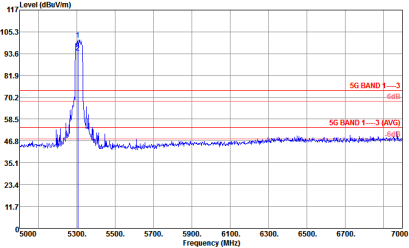
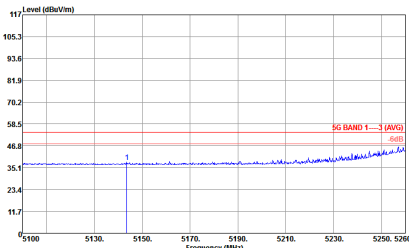


WIFI	Band 2 5250~5350MHz Band Edge @ 3m																																																																													
ANT	802.11ac VHT40 CH54 5270 - L																																																																													
1+2	Vertical	Fundamental																																																																												
Peak	 <p>Site : 83CH3-KS Condition : 5G BAND 1----3 3m HF ANT-201704-91280 VERTICAL Project : (FR) 760219 Node : 21 Plane : Pad-X JME1 : Full-directivity PowerSetting : 44 PowerSetting : 33.5</p> <table border="1"> <thead> <tr> <th>Freq</th> <th>Level</th> <th>Over</th> <th>Limit</th> <th>ReadAntenna</th> <th>Cable Preamp</th> <th>A/Pos</th> <th>T/Pos</th> <th>Remark</th> <th>Pol/Phas</th> </tr> <tr> <th>MHz</th> <th>dBuV/m</th> <th>dB</th> <th>dBuV/m</th> <th>dBuV</th> <th>dB/m</th> <th>dB</th> <th>cm</th> <th>deg</th> <th></th> </tr> </thead> <tbody> <tr> <td>1</td> <td>5132.96</td> <td>58.51</td> <td>-23.49</td> <td>74.00</td> <td>47.95</td> <td>31.19</td> <td>7.91</td> <td>36.54</td> <td>300</td> <td>305 Peak</td> <td>VERTICAL</td> </tr> </tbody> </table>	Freq	Level	Over	Limit	ReadAntenna	Cable Preamp	A/Pos	T/Pos	Remark	Pol/Phas	MHz	dBuV/m	dB	dBuV/m	dBuV	dB/m	dB	cm	deg		1	5132.96	58.51	-23.49	74.00	47.95	31.19	7.91	36.54	300	305 Peak	VERTICAL	 <p>Site : 83CH3-KS Condition : 5G BAND 1----3 3m HF ANT-201704-91280 VERTICAL Project : (FR) 760219 Node : 21 Plane : Pad-X JME1 : Full-directivity PowerSetting : 44 PowerSetting : 33.5</p> <table border="1"> <thead> <tr> <th>Freq</th> <th>Level</th> <th>Over</th> <th>Limit</th> <th>ReadAntenna</th> <th>Cable Preamp</th> <th>A/Pos</th> <th>T/Pos</th> <th>Remark</th> <th>Pol/Phas</th> </tr> <tr> <th>MHz</th> <th>dBuV/m</th> <th>dB</th> <th>dBuV/m</th> <th>dBuV</th> <th>dB/m</th> <th>dB</th> <th>cm</th> <th>deg</th> <th></th> </tr> </thead> <tbody> <tr> <td>1 *</td> <td>5274.00</td> <td>99.99</td> <td>25.99</td> <td>74.00</td> <td>97.28</td> <td>31.86</td> <td>8.12</td> <td>36.47</td> <td>300</td> <td>305 Peak</td> <td>VERTICAL</td> </tr> <tr> <td>2 *</td> <td>5274.00</td> <td>93.49</td> <td>39.49</td> <td>54.00</td> <td>90.78</td> <td>31.66</td> <td>8.12</td> <td>36.47</td> <td>300</td> <td>305 Average</td> <td>VERTICAL</td> </tr> </tbody> </table>	Freq	Level	Over	Limit	ReadAntenna	Cable Preamp	A/Pos	T/Pos	Remark	Pol/Phas	MHz	dBuV/m	dB	dBuV/m	dBuV	dB/m	dB	cm	deg		1 *	5274.00	99.99	25.99	74.00	97.28	31.86	8.12	36.47	300	305 Peak	VERTICAL	2 *	5274.00	93.49	39.49	54.00	90.78	31.66	8.12	36.47	300	305 Average	VERTICAL
Freq	Level	Over	Limit	ReadAntenna	Cable Preamp	A/Pos	T/Pos	Remark	Pol/Phas																																																																					
MHz	dBuV/m	dB	dBuV/m	dBuV	dB/m	dB	cm	deg																																																																						
1	5132.96	58.51	-23.49	74.00	47.95	31.19	7.91	36.54	300	305 Peak	VERTICAL																																																																			
Freq	Level	Over	Limit	ReadAntenna	Cable Preamp	A/Pos	T/Pos	Remark	Pol/Phas																																																																					
MHz	dBuV/m	dB	dBuV/m	dBuV	dB/m	dB	cm	deg																																																																						
1 *	5274.00	99.99	25.99	74.00	97.28	31.86	8.12	36.47	300	305 Peak	VERTICAL																																																																			
2 *	5274.00	93.49	39.49	54.00	90.78	31.66	8.12	36.47	300	305 Average	VERTICAL																																																																			
Avg.	 <p>Site : 83CH3-KS Condition : 5G BAND 1----3 (AVG) 3m HF ANT-201704-91280 VERTICAL Project : (FR) 760219 Node : 21 Plane : Pad-X JME1 : Full-directivity PowerSetting : 44 PowerSetting : 33.5</p> <table border="1"> <thead> <tr> <th>Freq</th> <th>Level</th> <th>Over</th> <th>Limit</th> <th>ReadAntenna</th> <th>Cable Preamp</th> <th>A/Pos</th> <th>T/Pos</th> <th>Remark</th> <th>Pol/Phas</th> </tr> <tr> <th>MHz</th> <th>dBuV/m</th> <th>dB</th> <th>dBuV/m</th> <th>dBuV</th> <th>dB/m</th> <th>dB</th> <th>cm</th> <th>deg</th> <th></th> </tr> </thead> <tbody> <tr> <td>1</td> <td>5135.04</td> <td>37.72</td> <td>-16.28</td> <td>54.00</td> <td>35.16</td> <td>31.19</td> <td>7.91</td> <td>36.54</td> <td>300</td> <td>305 Average</td> <td>VERTICAL</td> </tr> </tbody> </table>	Freq	Level	Over	Limit	ReadAntenna	Cable Preamp	A/Pos	T/Pos	Remark	Pol/Phas	MHz	dBuV/m	dB	dBuV/m	dBuV	dB/m	dB	cm	deg		1	5135.04	37.72	-16.28	54.00	35.16	31.19	7.91	36.54	300	305 Average	VERTICAL																																													
Freq	Level	Over	Limit	ReadAntenna	Cable Preamp	A/Pos	T/Pos	Remark	Pol/Phas																																																																					
MHz	dBuV/m	dB	dBuV/m	dBuV	dB/m	dB	cm	deg																																																																						
1	5135.04	37.72	-16.28	54.00	35.16	31.19	7.91	36.54	300	305 Average	VERTICAL																																																																			



WIFI	Band 2 5250~5350MHz Band Edge @ 3m	
ANT	802.11ac VHT40 CH54 5270 - R	
1+2	Vertical	Fundamental
<p>Peak</p>	 <pre> Site : 83CM3-K5 Condition : 5G BAND 1----3 3m HF ANT-201704-91280 VERTICAL Project : (FR) 760219 Mode : 21 Plane : Pad-X : Full-directivity IMEI : 86 Powersettig : 13.5 : Freq Level Over Limit ReadAntenna Cable Preamp A/Pos T/Pos Remark Pol/Phas ----- dB dBuV/m dB dBuV/m dB/m dB dB cm deg 1 5375.40 55.40 -18.00 74.00 52.47 30.96 8.39 36.42 300 305 Peak VERTICAL </pre>	
<p>Avg.</p>	 <pre> Site : 83CM3-K5 Condition : 5G BAND 1----3 (AVG) 3m HF ANT-201704-91280 VERTICAL Project : (FR) 760219 Mode : 21 Plane : Pad-X : Full-directivity IMEI : 86 Powersettig : 13.5 : Freq Level Over Limit ReadAntenna Cable Preamp A/Pos T/Pos Remark Pol/Phas ----- dB dBuV/m dB dBuV/m dB/m dB dB cm deg 1 5359.80 48.58 -13.42 54.00 37.69 30.98 8.34 36.43 300 305 Average VERTICAL </pre>	



WIFI	Band 2 5250~5350MHz Band Edge @ 3m																																																																																								
ANT	802.11ac VHT40 CH62 5310 - L																																																																																								
1+2	Horizontal	Fundamental																																																																																							
Peak	 <pre> Site : 03CH03-K5 Condition : SG BAND 1----3 3m HF ANT-201704-91200 HORIZONTAL Project : (FR) 760219 Node : 22 Plane : PadX : Full-directivity IMEI : 86 PowerSetting : 18.5 </pre> <table border="1"> <thead> <tr> <th>IMEI</th> <th>Freq</th> <th>Level</th> <th>Over</th> <th>Limit</th> <th>ReadAntenna</th> <th>Cable</th> <th>Preamp</th> <th>A/Pos</th> <th>T/Pos</th> <th>Remark</th> <th>Pol/Phas</th> </tr> <tr> <th></th> <th>MHz</th> <th>dBuV/m</th> <th>dB</th> <th>dBuV/m</th> <th>dBuV</th> <th>dB/m</th> <th>dB</th> <th>dB</th> <th>cm</th> <th>deg</th> <th></th> </tr> </thead> <tbody> <tr> <td>1</td> <td>5317.76</td> <td>47.59</td> <td>-26.41</td> <td>74.00</td> <td>45.03</td> <td>31.20</td> <td>7.91</td> <td>36.55</td> <td>100</td> <td>169</td> <td>Peak</td> <td>HORIZONTAL</td> </tr> </tbody> </table>	IMEI	Freq	Level	Over	Limit	ReadAntenna	Cable	Preamp	A/Pos	T/Pos	Remark	Pol/Phas		MHz	dBuV/m	dB	dBuV/m	dBuV	dB/m	dB	dB	cm	deg		1	5317.76	47.59	-26.41	74.00	45.03	31.20	7.91	36.55	100	169	Peak	HORIZONTAL	 <pre> Site : 03CH03-K5 Condition : SG BAND 1----3 3m HF ANT-201704-91200 HORIZONTAL Project : (FR) 760219 Node : 22 Plane : PadX : Full-directivity IMEI : 86 PowerSetting : 18.5 </pre> <table border="1"> <thead> <tr> <th>IMEI</th> <th>Freq</th> <th>Level</th> <th>Over</th> <th>Limit</th> <th>ReadAntenna</th> <th>Cable</th> <th>Preamp</th> <th>A/Pos</th> <th>T/Pos</th> <th>Remark</th> <th>Pol/Phas</th> </tr> <tr> <th></th> <th>MHz</th> <th>dBuV/m</th> <th>dB</th> <th>dBuV/m</th> <th>dBuV</th> <th>dB/m</th> <th>dB</th> <th>dB</th> <th>cm</th> <th>deg</th> <th></th> </tr> </thead> <tbody> <tr> <td>1*</td> <td>5304.00</td> <td>101.19</td> <td>27.19</td> <td>74.00</td> <td>98.42</td> <td>31.62</td> <td>8.21</td> <td>36.46</td> <td>100</td> <td>169</td> <td>Peak</td> <td>HORIZONTAL</td> </tr> <tr> <td>2*</td> <td>5304.00</td> <td>94.29</td> <td>48.29</td> <td>54.00</td> <td>91.52</td> <td>31.02</td> <td>8.21</td> <td>36.46</td> <td>100</td> <td>169</td> <td>Average</td> <td>HORIZONTAL</td> </tr> </tbody> </table>	IMEI	Freq	Level	Over	Limit	ReadAntenna	Cable	Preamp	A/Pos	T/Pos	Remark	Pol/Phas		MHz	dBuV/m	dB	dBuV/m	dBuV	dB/m	dB	dB	cm	deg		1*	5304.00	101.19	27.19	74.00	98.42	31.62	8.21	36.46	100	169	Peak	HORIZONTAL	2*	5304.00	94.29	48.29	54.00	91.52	31.02	8.21	36.46	100	169	Average	HORIZONTAL
IMEI	Freq	Level	Over	Limit	ReadAntenna	Cable	Preamp	A/Pos	T/Pos	Remark	Pol/Phas																																																																														
	MHz	dBuV/m	dB	dBuV/m	dBuV	dB/m	dB	dB	cm	deg																																																																															
1	5317.76	47.59	-26.41	74.00	45.03	31.20	7.91	36.55	100	169	Peak	HORIZONTAL																																																																													
IMEI	Freq	Level	Over	Limit	ReadAntenna	Cable	Preamp	A/Pos	T/Pos	Remark	Pol/Phas																																																																														
	MHz	dBuV/m	dB	dBuV/m	dBuV	dB/m	dB	dB	cm	deg																																																																															
1*	5304.00	101.19	27.19	74.00	98.42	31.62	8.21	36.46	100	169	Peak	HORIZONTAL																																																																													
2*	5304.00	94.29	48.29	54.00	91.52	31.02	8.21	36.46	100	169	Average	HORIZONTAL																																																																													
Avg.	 <pre> Site : 03CH03-K5 Condition : SG BAND 1----3 (AVG) 3m HF ANT-201704-91200 HORIZONTAL Project : (FR) 760219 Node : 22 Plane : PadX : Full-directivity IMEI : 86 PowerSetting : 18.5 </pre> <table border="1"> <thead> <tr> <th>IMEI</th> <th>Freq</th> <th>Level</th> <th>Over</th> <th>Limit</th> <th>ReadAntenna</th> <th>Cable</th> <th>Preamp</th> <th>A/Pos</th> <th>T/Pos</th> <th>Remark</th> <th>Pol/Phas</th> </tr> <tr> <th></th> <th>MHz</th> <th>dBuV/m</th> <th>dB</th> <th>dBuV/m</th> <th>dBuV</th> <th>dB/m</th> <th>dB</th> <th>dB</th> <th>cm</th> <th>deg</th> <th></th> </tr> </thead> <tbody> <tr> <td>1</td> <td>5143.52</td> <td>38.16</td> <td>-15.84</td> <td>54.00</td> <td>35.60</td> <td>31.17</td> <td>7.92</td> <td>36.53</td> <td>100</td> <td>169</td> <td>Average</td> <td>HORIZONTAL</td> </tr> </tbody> </table>	IMEI	Freq	Level	Over	Limit	ReadAntenna	Cable	Preamp	A/Pos	T/Pos	Remark	Pol/Phas		MHz	dBuV/m	dB	dBuV/m	dBuV	dB/m	dB	dB	cm	deg		1	5143.52	38.16	-15.84	54.00	35.60	31.17	7.92	36.53	100	169	Average	HORIZONTAL																																																			
IMEI	Freq	Level	Over	Limit	ReadAntenna	Cable	Preamp	A/Pos	T/Pos	Remark	Pol/Phas																																																																														
	MHz	dBuV/m	dB	dBuV/m	dBuV	dB/m	dB	dB	cm	deg																																																																															
1	5143.52	38.16	-15.84	54.00	35.60	31.17	7.92	36.53	100	169	Average	HORIZONTAL																																																																													



WIFI	Band 2 5250~5350MHz Band Edge @ 3m																																							
ANT	802.11ac VHT40 CH62 5310 - R																																							
1+2	Horizontal	Fundamental																																						
<p>Peak</p>	<pre> Site : 03CWB3-KS Condition : SG BAND 1----3 3m HF ANT-201704-91280 HORIZONTAL Project : (FR) 760219 Model : 22 Plane : Pad-X : Full-directivity IMEI : 84 Powersettig : 18.5 </pre> <table border="1"> <thead> <tr> <th>Over</th> <th>Limit</th> <th>ReadAntenna</th> <th>Cable Preamp</th> <th>A/Pos</th> <th>T/Pos</th> <th>Remark</th> <th>Pol/Phas</th> </tr> <tr> <th>Freq</th> <th>Level</th> <th>Line</th> <th>Level Factor</th> <th>Loss Factor</th> <th></th> <th></th> <th></th> </tr> <tr> <th>NHz</th> <th>dBuV/m</th> <th>dB</th> <th>dBuV/m</th> <th>dBuV</th> <th>dB/m</th> <th>dB</th> <th>cm</th> <th>deg</th> </tr> </thead> <tbody> <tr> <td>1</td> <td>5357.70</td> <td>63.78</td> <td>-10.22</td> <td>74.00</td> <td>60.89</td> <td>30.98</td> <td>8.34</td> <td>36.43</td> <td>100</td> <td>169</td> <td>Peak</td> <td>HORIZONTAL</td> </tr> </tbody> </table>	Over	Limit	ReadAntenna	Cable Preamp	A/Pos	T/Pos	Remark	Pol/Phas	Freq	Level	Line	Level Factor	Loss Factor				NHz	dBuV/m	dB	dBuV/m	dBuV	dB/m	dB	cm	deg	1	5357.70	63.78	-10.22	74.00	60.89	30.98	8.34	36.43	100	169	Peak	HORIZONTAL	
Over	Limit	ReadAntenna	Cable Preamp	A/Pos	T/Pos	Remark	Pol/Phas																																	
Freq	Level	Line	Level Factor	Loss Factor																																				
NHz	dBuV/m	dB	dBuV/m	dBuV	dB/m	dB	cm	deg																																
1	5357.70	63.78	-10.22	74.00	60.89	30.98	8.34	36.43	100	169	Peak	HORIZONTAL																												
<p>Avg.</p>	<pre> Site : 03CWB3-KS Condition : SG BAND 1----3 (AVG) 3m HF ANT-201704-91280 HORIZONTAL Project : (FR) 760219 Model : 22 Plane : Pad-X : Full-directivity IMEI : 84 Powersettig : 18.5 </pre> <table border="1"> <thead> <tr> <th>Over</th> <th>Limit</th> <th>ReadAntenna</th> <th>Cable Preamp</th> <th>A/Pos</th> <th>T/Pos</th> <th>Remark</th> <th>Pol/Phas</th> </tr> <tr> <th>Freq</th> <th>Level</th> <th>Line</th> <th>Level Factor</th> <th>Loss Factor</th> <th></th> <th></th> <th></th> </tr> <tr> <th>NHz</th> <th>dBuV/m</th> <th>dB</th> <th>dBuV/m</th> <th>dBuV</th> <th>dB/m</th> <th>dB</th> <th>cm</th> <th>deg</th> </tr> </thead> <tbody> <tr> <td>1</td> <td>5350.70</td> <td>48.56</td> <td>-5.44</td> <td>54.00</td> <td>45.67</td> <td>30.98</td> <td>8.34</td> <td>36.43</td> <td>100</td> <td>169</td> <td>Average</td> <td>HORIZONTAL</td> </tr> </tbody> </table>	Over	Limit	ReadAntenna	Cable Preamp	A/Pos	T/Pos	Remark	Pol/Phas	Freq	Level	Line	Level Factor	Loss Factor				NHz	dBuV/m	dB	dBuV/m	dBuV	dB/m	dB	cm	deg	1	5350.70	48.56	-5.44	54.00	45.67	30.98	8.34	36.43	100	169	Average	HORIZONTAL	
Over	Limit	ReadAntenna	Cable Preamp	A/Pos	T/Pos	Remark	Pol/Phas																																	
Freq	Level	Line	Level Factor	Loss Factor																																				
NHz	dBuV/m	dB	dBuV/m	dBuV	dB/m	dB	cm	deg																																
1	5350.70	48.56	-5.44	54.00	45.67	30.98	8.34	36.43	100	169	Average	HORIZONTAL																												



WIFI	Band 2 5250~5350MHz Band Edge @ 3m																																																																																
ANT	802.11ac VHT40 CH62 5310 - L																																																																																
1+2	Vertical	Fundamental																																																																															
Peak	<p>Site : 03CH03-K5 Condition : SG BAND 1----3 3m HF ANT-201704-91200 VERTICAL Project : (FR) 760219 Mode : Z2 Plane : Pad-X IME1 : Full-directivity PowerSetting : #4</p> <table border="1"> <thead> <tr> <th>IME1</th> <th>PowerSetting</th> <th>Over</th> <th>Limit</th> <th>ReadAntenna</th> <th>Cable Preamp</th> <th>A/Pos</th> <th>T/Pos</th> <th>Remark</th> <th>Pol/Phas</th> </tr> <tr> <th>IME1</th> <th>PowerSetting</th> <th>Level</th> <th>Line</th> <th>Level</th> <th>Factor</th> <th>Loss</th> <th>Factor</th> <th>cm</th> <th>deg</th> </tr> </thead> <tbody> <tr> <td>1</td> <td>5310.72</td> <td>47.55</td> <td>-16.45</td> <td>74.00</td> <td>44.99</td> <td>31.19</td> <td>7.91</td> <td>36.54</td> <td>300</td> <td>300</td> <td>Peak</td> <td>VERTICAL</td> </tr> </tbody> </table>	IME1	PowerSetting	Over	Limit	ReadAntenna	Cable Preamp	A/Pos	T/Pos	Remark	Pol/Phas	IME1	PowerSetting	Level	Line	Level	Factor	Loss	Factor	cm	deg	1	5310.72	47.55	-16.45	74.00	44.99	31.19	7.91	36.54	300	300	Peak	VERTICAL	<p>Site : 03CH03-K5 Condition : SG BAND 1----3 3m HF ANT-201704-91200 VERTICAL Project : (FR) 760219 Mode : Z2 Plane : Pad-X IME1 : Full-directivity PowerSetting : #4</p> <table border="1"> <thead> <tr> <th>IME1</th> <th>PowerSetting</th> <th>Over</th> <th>Limit</th> <th>ReadAntenna</th> <th>Cable Preamp</th> <th>A/Pos</th> <th>T/Pos</th> <th>Remark</th> <th>Pol/Phas</th> </tr> <tr> <th>IME1</th> <th>PowerSetting</th> <th>Level</th> <th>Line</th> <th>Level</th> <th>Factor</th> <th>Loss</th> <th>Factor</th> <th>cm</th> <th>deg</th> </tr> </thead> <tbody> <tr> <td>1</td> <td>5312.00</td> <td>97.78</td> <td>23.70</td> <td>74.00</td> <td>84.08</td> <td>31.61</td> <td>0.26</td> <td>36.45</td> <td>300</td> <td>300</td> <td>Peak</td> <td>VERTICAL</td> </tr> <tr> <td>2</td> <td>5312.00</td> <td>91.17</td> <td>37.17</td> <td>54.00</td> <td>88.35</td> <td>31.61</td> <td>0.26</td> <td>36.45</td> <td>300</td> <td>300</td> <td>Average</td> <td>VERTICAL</td> </tr> </tbody> </table>	IME1	PowerSetting	Over	Limit	ReadAntenna	Cable Preamp	A/Pos	T/Pos	Remark	Pol/Phas	IME1	PowerSetting	Level	Line	Level	Factor	Loss	Factor	cm	deg	1	5312.00	97.78	23.70	74.00	84.08	31.61	0.26	36.45	300	300	Peak	VERTICAL	2	5312.00	91.17	37.17	54.00	88.35	31.61	0.26	36.45	300	300	Average	VERTICAL
IME1	PowerSetting	Over	Limit	ReadAntenna	Cable Preamp	A/Pos	T/Pos	Remark	Pol/Phas																																																																								
IME1	PowerSetting	Level	Line	Level	Factor	Loss	Factor	cm	deg																																																																								
1	5310.72	47.55	-16.45	74.00	44.99	31.19	7.91	36.54	300	300	Peak	VERTICAL																																																																					
IME1	PowerSetting	Over	Limit	ReadAntenna	Cable Preamp	A/Pos	T/Pos	Remark	Pol/Phas																																																																								
IME1	PowerSetting	Level	Line	Level	Factor	Loss	Factor	cm	deg																																																																								
1	5312.00	97.78	23.70	74.00	84.08	31.61	0.26	36.45	300	300	Peak	VERTICAL																																																																					
2	5312.00	91.17	37.17	54.00	88.35	31.61	0.26	36.45	300	300	Average	VERTICAL																																																																					
Avg.	<p>Site : 03CH03-K5 Condition : SG BAND 1----3 (AVG) 3m HF ANT-201704-91200 VERTICAL Project : (FR) 760219 Mode : Z2 Plane : Pad-X IME1 : Full-directivity PowerSetting : #4</p> <table border="1"> <thead> <tr> <th>IME1</th> <th>PowerSetting</th> <th>Over</th> <th>Limit</th> <th>ReadAntenna</th> <th>Cable Preamp</th> <th>A/Pos</th> <th>T/Pos</th> <th>Remark</th> <th>Pol/Phas</th> </tr> <tr> <th>IME1</th> <th>PowerSetting</th> <th>Level</th> <th>Line</th> <th>Level</th> <th>Factor</th> <th>Loss</th> <th>Factor</th> <th>cm</th> <th>deg</th> </tr> </thead> <tbody> <tr> <td>1</td> <td>5185.44</td> <td>37.27</td> <td>-16.73</td> <td>54.00</td> <td>34.71</td> <td>31.22</td> <td>7.98</td> <td>36.56</td> <td>300</td> <td>300</td> <td>Average</td> <td>VERTICAL</td> </tr> </tbody> </table>	IME1	PowerSetting	Over	Limit	ReadAntenna	Cable Preamp	A/Pos	T/Pos	Remark	Pol/Phas	IME1	PowerSetting	Level	Line	Level	Factor	Loss	Factor	cm	deg	1	5185.44	37.27	-16.73	54.00	34.71	31.22	7.98	36.56	300	300	Average	VERTICAL																																															
IME1	PowerSetting	Over	Limit	ReadAntenna	Cable Preamp	A/Pos	T/Pos	Remark	Pol/Phas																																																																								
IME1	PowerSetting	Level	Line	Level	Factor	Loss	Factor	cm	deg																																																																								
1	5185.44	37.27	-16.73	54.00	34.71	31.22	7.98	36.56	300	300	Average	VERTICAL																																																																					



WIFI	Band 2 5250~5350MHz Band Edge @ 3m																														
ANT	802.11ac VHT40 CH62 5310 - R																														
1+2	Vertical	Fundamental																													
Peak	<p>Site : 03CM3-K5 Condition : SG BAND 1---3 3m HF ANT-201704-91200 VERTICAL Project : (FR) 760219 Mode : 22 Plane : PadK : Full-directivity ME1 : 44 PowerSetting : 18.5</p> <table border="1"> <thead> <tr> <th>Over</th> <th>Limit</th> <th>ReadAntenna</th> <th>Cable Preamp</th> <th>A/Pos</th> <th>T/Pos</th> <th>Remark</th> <th>Pol/Phas</th> </tr> <tr> <th>NIQ</th> <th>dBuV/m</th> <th>dB</th> <th>dBuV/m</th> <th>dB</th> <th>dB</th> <th>cm</th> <th>deg</th> </tr> </thead> <tbody> <tr> <td>1</td> <td>5365.10</td> <td>59.57</td> <td>-14.43</td> <td>74.00</td> <td>56.64</td> <td>30.96</td> <td>8.39</td> <td>36.42</td> <td>300</td> <td>300</td> <td>Peak</td> <td>VERTICAL</td> </tr> </tbody> </table>	Over	Limit	ReadAntenna	Cable Preamp	A/Pos	T/Pos	Remark	Pol/Phas	NIQ	dBuV/m	dB	dBuV/m	dB	dB	cm	deg	1	5365.10	59.57	-14.43	74.00	56.64	30.96	8.39	36.42	300	300	Peak	VERTICAL	
Over	Limit	ReadAntenna	Cable Preamp	A/Pos	T/Pos	Remark	Pol/Phas																								
NIQ	dBuV/m	dB	dBuV/m	dB	dB	cm	deg																								
1	5365.10	59.57	-14.43	74.00	56.64	30.96	8.39	36.42	300	300	Peak	VERTICAL																			
Avg.	<p>Site : 03CM3-K5 Condition : SG BAND 1---3 (AVG) 3m HF ANT-201704-91200 VERTICAL Project : (FR) 760219 Mode : 22 Plane : PadK : Full-directivity ME1 : 44 PowerSetting : 18.5</p> <table border="1"> <thead> <tr> <th>Over</th> <th>Limit</th> <th>ReadAntenna</th> <th>Cable Preamp</th> <th>A/Pos</th> <th>T/Pos</th> <th>Remark</th> <th>Pol/Phas</th> </tr> <tr> <th>NIQ</th> <th>dBuV/m</th> <th>dB</th> <th>dBuV/m</th> <th>dB</th> <th>dB</th> <th>cm</th> <th>deg</th> </tr> </thead> <tbody> <tr> <td>1</td> <td>5351.30</td> <td>46.77</td> <td>-7.23</td> <td>54.00</td> <td>43.88</td> <td>30.96</td> <td>8.34</td> <td>36.43</td> <td>300</td> <td>300</td> <td>Average</td> <td>VERTICAL</td> </tr> </tbody> </table>	Over	Limit	ReadAntenna	Cable Preamp	A/Pos	T/Pos	Remark	Pol/Phas	NIQ	dBuV/m	dB	dBuV/m	dB	dB	cm	deg	1	5351.30	46.77	-7.23	54.00	43.88	30.96	8.34	36.43	300	300	Average	VERTICAL	
Over	Limit	ReadAntenna	Cable Preamp	A/Pos	T/Pos	Remark	Pol/Phas																								
NIQ	dBuV/m	dB	dBuV/m	dB	dB	cm	deg																								
1	5351.30	46.77	-7.23	54.00	43.88	30.96	8.34	36.43	300	300	Average	VERTICAL																			



Band 2 5250~5350MHz
WIFI 802.11ac VHT80 (Band Edge @ 3m)

WIFI	Band 2 5250~5350MHz Band Edge @ 3m																																																																								
ANT	802.11ac VHT80 CH58 5290MHz - L																																																																								
1+2	Horizontal	Fundamental																																																																							
Peak	<p>Site : 03CH03-K5 Condition : 5G BAND 1----3 3m HF ANT-201704-91200 HORIZONTAL Project : SelfAuto Node : (FR) 760219 Plane : Pad-X JME1 : Full-directivity Powersettig : #4</p> <table border="1"> <thead> <tr> <th>Over</th> <th>Limit</th> <th>ReadAntenna</th> <th>Cable Preamp</th> <th>A/Pos</th> <th>T/Pos</th> <th>Remark</th> <th>Pol/Phas</th> </tr> <tr> <th>NHz</th> <th>dBuV/m</th> <th>dB</th> <th>dB/m</th> <th>dB</th> <th>deg</th> <th>cm</th> <th>deg</th> </tr> </thead> <tbody> <tr> <td>1</td> <td>5141.12</td> <td>51.96</td> <td>-22.04</td> <td>74.00</td> <td>49.40</td> <td>31.17</td> <td>7.92</td> <td>36.53</td> <td>100</td> <td>160</td> <td>Peak</td> <td>HORIZONTAL</td> </tr> </tbody> </table>	Over	Limit	ReadAntenna	Cable Preamp	A/Pos	T/Pos	Remark	Pol/Phas	NHz	dBuV/m	dB	dB/m	dB	deg	cm	deg	1	5141.12	51.96	-22.04	74.00	49.40	31.17	7.92	36.53	100	160	Peak	HORIZONTAL	<p>Site : 03CH03-K5 Condition : 5G BAND 1----3 3m HF ANT-201704-91200 HORIZONTAL Project : SelfAuto Node : (FR) 760219 Plane : Pad-X JME1 : Full-directivity Powersettig : #4</p> <table border="1"> <thead> <tr> <th>Over</th> <th>Limit</th> <th>ReadAntenna</th> <th>Cable Preamp</th> <th>A/Pos</th> <th>T/Pos</th> <th>Remark</th> <th>Pol/Phas</th> </tr> <tr> <th>NHz</th> <th>dBuV/m</th> <th>dB</th> <th>dB/m</th> <th>dB</th> <th>deg</th> <th>cm</th> <th>deg</th> </tr> </thead> <tbody> <tr> <td>1</td> <td>5278.00</td> <td>97.26</td> <td>23.26</td> <td>74.00</td> <td>94.92</td> <td>31.04</td> <td>8.17</td> <td>36.47</td> <td>100</td> <td>160</td> <td>Peak</td> <td>HORIZONTAL</td> </tr> <tr> <td>2</td> <td>5278.00</td> <td>99.07</td> <td>36.07</td> <td>74.00</td> <td>87.33</td> <td>31.04</td> <td>8.17</td> <td>36.47</td> <td>100</td> <td>160</td> <td>Average</td> <td>HORIZONTAL</td> </tr> </tbody> </table>	Over	Limit	ReadAntenna	Cable Preamp	A/Pos	T/Pos	Remark	Pol/Phas	NHz	dBuV/m	dB	dB/m	dB	deg	cm	deg	1	5278.00	97.26	23.26	74.00	94.92	31.04	8.17	36.47	100	160	Peak	HORIZONTAL	2	5278.00	99.07	36.07	74.00	87.33	31.04	8.17	36.47	100	160	Average	HORIZONTAL
Over	Limit	ReadAntenna	Cable Preamp	A/Pos	T/Pos	Remark	Pol/Phas																																																																		
NHz	dBuV/m	dB	dB/m	dB	deg	cm	deg																																																																		
1	5141.12	51.96	-22.04	74.00	49.40	31.17	7.92	36.53	100	160	Peak	HORIZONTAL																																																													
Over	Limit	ReadAntenna	Cable Preamp	A/Pos	T/Pos	Remark	Pol/Phas																																																																		
NHz	dBuV/m	dB	dB/m	dB	deg	cm	deg																																																																		
1	5278.00	97.26	23.26	74.00	94.92	31.04	8.17	36.47	100	160	Peak	HORIZONTAL																																																													
2	5278.00	99.07	36.07	74.00	87.33	31.04	8.17	36.47	100	160	Average	HORIZONTAL																																																													
Avg.	<p>Site : 03CH03-K5 Condition : 5G BAND 1----3 (AVG) 3m HF ANT-201704-91200 HORIZONTAL Project : SelfAuto Node : (FR) 760219 Plane : Pad-X JME1 : Full-directivity Powersettig : #4</p> <table border="1"> <thead> <tr> <th>Over</th> <th>Limit</th> <th>ReadAntenna</th> <th>Cable Preamp</th> <th>A/Pos</th> <th>T/Pos</th> <th>Remark</th> <th>Pol/Phas</th> </tr> <tr> <th>NHz</th> <th>dBuV/m</th> <th>dB</th> <th>dB/m</th> <th>dB</th> <th>deg</th> <th>cm</th> <th>deg</th> </tr> </thead> <tbody> <tr> <td>1</td> <td>5149.92</td> <td>41.48</td> <td>-12.52</td> <td>54.00</td> <td>38.92</td> <td>31.17</td> <td>7.92</td> <td>36.53</td> <td>100</td> <td>160</td> <td>Average</td> <td>HORIZONTAL</td> </tr> </tbody> </table>	Over	Limit	ReadAntenna	Cable Preamp	A/Pos	T/Pos	Remark	Pol/Phas	NHz	dBuV/m	dB	dB/m	dB	deg	cm	deg	1	5149.92	41.48	-12.52	54.00	38.92	31.17	7.92	36.53	100	160	Average	HORIZONTAL																																											
Over	Limit	ReadAntenna	Cable Preamp	A/Pos	T/Pos	Remark	Pol/Phas																																																																		
NHz	dBuV/m	dB	dB/m	dB	deg	cm	deg																																																																		
1	5149.92	41.48	-12.52	54.00	38.92	31.17	7.92	36.53	100	160	Average	HORIZONTAL																																																													



WIFI	Band 2 5250~5350MHz Band Edge @ 3m																																							
ANT	802.11ac VHT80 CH58 5290MHz - R																																							
1+2	Horizontal	Fundamental																																						
<p>Peak</p>	<p>Site : 030M3-K5 Condition : 5G BAND 1-3 @ 3m HF ANT-201704-91200 HORIZONTAL Project : (FR) 760219 Node : 27 Plane : PadX MEI : Full-directivity Powersettig : 66</p> <table border="1"> <thead> <tr> <th>Over</th> <th>Limit</th> <th>ReadAntenna</th> <th>Cable Preamp</th> <th>A/Pos</th> <th>T/Pos</th> <th>Remark</th> <th>Pol/Phas</th> </tr> <tr> <th>Freq</th> <th>Level</th> <th>Line</th> <th>Level Factor</th> <th>Loss Factor</th> <th></th> <th></th> <th></th> </tr> <tr> <th>MHz</th> <th>dBuV/m</th> <th>dB</th> <th>dBuV/m</th> <th>dBuV</th> <th>dB/m</th> <th>dB</th> <th>cm</th> <th>deg</th> </tr> </thead> <tbody> <tr> <td>1</td> <td>5350.00</td> <td>60.67</td> <td>-13.33</td> <td>74.00</td> <td>57.78</td> <td>30.98</td> <td>8.34</td> <td>36.43</td> <td>100</td> <td>160</td> <td>Peak</td> <td>HORIZONTAL</td> </tr> </tbody> </table>	Over	Limit	ReadAntenna	Cable Preamp	A/Pos	T/Pos	Remark	Pol/Phas	Freq	Level	Line	Level Factor	Loss Factor				MHz	dBuV/m	dB	dBuV/m	dBuV	dB/m	dB	cm	deg	1	5350.00	60.67	-13.33	74.00	57.78	30.98	8.34	36.43	100	160	Peak	HORIZONTAL	
Over	Limit	ReadAntenna	Cable Preamp	A/Pos	T/Pos	Remark	Pol/Phas																																	
Freq	Level	Line	Level Factor	Loss Factor																																				
MHz	dBuV/m	dB	dBuV/m	dBuV	dB/m	dB	cm	deg																																
1	5350.00	60.67	-13.33	74.00	57.78	30.98	8.34	36.43	100	160	Peak	HORIZONTAL																												
<p>Avg.</p>	<p>Site : 030M3-K5 Condition : 5G BAND 1-3 (AVG) @ 3m HF ANT-201704-91200 HORIZONTAL Project : (FR) 760219 Node : 27 Plane : PadX MEI : Full-directivity Powersettig : 66</p> <table border="1"> <thead> <tr> <th>Over</th> <th>Limit</th> <th>ReadAntenna</th> <th>Cable Preamp</th> <th>A/Pos</th> <th>T/Pos</th> <th>Remark</th> <th>Pol/Phas</th> </tr> <tr> <th>Freq</th> <th>Level</th> <th>Line</th> <th>Level Factor</th> <th>Loss Factor</th> <th></th> <th></th> <th></th> </tr> <tr> <th>MHz</th> <th>dBuV/m</th> <th>dB</th> <th>dBuV/m</th> <th>dBuV</th> <th>dB/m</th> <th>dB</th> <th>cm</th> <th>deg</th> </tr> </thead> <tbody> <tr> <td>1</td> <td>5350.01</td> <td>50.24</td> <td>-3.76</td> <td>54.00</td> <td>47.35</td> <td>30.98</td> <td>8.34</td> <td>36.43</td> <td>100</td> <td>100</td> <td>Average</td> <td>HORIZONTAL</td> </tr> </tbody> </table>	Over	Limit	ReadAntenna	Cable Preamp	A/Pos	T/Pos	Remark	Pol/Phas	Freq	Level	Line	Level Factor	Loss Factor				MHz	dBuV/m	dB	dBuV/m	dBuV	dB/m	dB	cm	deg	1	5350.01	50.24	-3.76	54.00	47.35	30.98	8.34	36.43	100	100	Average	HORIZONTAL	
Over	Limit	ReadAntenna	Cable Preamp	A/Pos	T/Pos	Remark	Pol/Phas																																	
Freq	Level	Line	Level Factor	Loss Factor																																				
MHz	dBuV/m	dB	dBuV/m	dBuV	dB/m	dB	cm	deg																																
1	5350.01	50.24	-3.76	54.00	47.35	30.98	8.34	36.43	100	100	Average	HORIZONTAL																												



WIFI	Band 2 5250~5350MHz Band Edge @ 3m																																																																													
ANT	802.11ac VHT80 CH58 5290MHz - L																																																																													
1+2	Vertical	Fundamental																																																																												
Peak	<p>Site : 03CH3-KS Condition : 5G BAND 1----3 3m HF ANT-201704-91200 VERTICAL Project : (FR) 760219 Mode : ZF Plane : Pad-X InE1 : Full-directivity PowerSetting : 9.5</p> <table border="1"> <thead> <tr> <th>Freq</th> <th>Level</th> <th>Over</th> <th>Limit</th> <th>ReadAntenna</th> <th>Cable Preamp</th> <th>A/Pos</th> <th>T/Pos</th> <th>Remark</th> <th>Pol/Phas</th> </tr> <tr> <th>MHz</th> <th>dBuV/m</th> <th>dB</th> <th>dBuV/m</th> <th>dBuV</th> <th>dB/m</th> <th>dB</th> <th>cm</th> <th>deg</th> <th></th> </tr> </thead> <tbody> <tr> <td>1</td> <td>5140.00</td> <td>47.68</td> <td>-26.32</td> <td>74.00</td> <td>45.12</td> <td>31.17</td> <td>7.92</td> <td>36.53</td> <td>300</td> <td>304 Peak</td> <td>VERTICAL</td> </tr> </tbody> </table>	Freq	Level	Over	Limit	ReadAntenna	Cable Preamp	A/Pos	T/Pos	Remark	Pol/Phas	MHz	dBuV/m	dB	dBuV/m	dBuV	dB/m	dB	cm	deg		1	5140.00	47.68	-26.32	74.00	45.12	31.17	7.92	36.53	300	304 Peak	VERTICAL	<p>Site : 03CH3-KS Condition : 5G BAND 1----3 3m HF ANT-201704-91200 VERTICAL Project : (FR) 760219 Mode : ZF Plane : Pad-X InE1 : Full-directivity PowerSetting : 9.5</p> <table border="1"> <thead> <tr> <th>Freq</th> <th>Level</th> <th>Over</th> <th>Limit</th> <th>ReadAntenna</th> <th>Cable Preamp</th> <th>A/Pos</th> <th>T/Pos</th> <th>Remark</th> <th>Pol/Phas</th> </tr> <tr> <th>MHz</th> <th>dBuV/m</th> <th>dB</th> <th>dBuV/m</th> <th>dBuV</th> <th>dB/m</th> <th>dB</th> <th>cm</th> <th>deg</th> <th></th> </tr> </thead> <tbody> <tr> <td>1</td> <td>5276.00</td> <td>93.75</td> <td>19.75</td> <td>74.00</td> <td>91.03</td> <td>31.04</td> <td>8.17</td> <td>36.47</td> <td>300</td> <td>304 Peak</td> <td>VERTICAL</td> </tr> <tr> <td>2</td> <td>5276.00</td> <td>86.11</td> <td>32.11</td> <td>54.00</td> <td>83.37</td> <td>31.04</td> <td>8.17</td> <td>36.47</td> <td>300</td> <td>304 Average</td> <td>VERTICAL</td> </tr> </tbody> </table>	Freq	Level	Over	Limit	ReadAntenna	Cable Preamp	A/Pos	T/Pos	Remark	Pol/Phas	MHz	dBuV/m	dB	dBuV/m	dBuV	dB/m	dB	cm	deg		1	5276.00	93.75	19.75	74.00	91.03	31.04	8.17	36.47	300	304 Peak	VERTICAL	2	5276.00	86.11	32.11	54.00	83.37	31.04	8.17	36.47	300	304 Average	VERTICAL
Freq	Level	Over	Limit	ReadAntenna	Cable Preamp	A/Pos	T/Pos	Remark	Pol/Phas																																																																					
MHz	dBuV/m	dB	dBuV/m	dBuV	dB/m	dB	cm	deg																																																																						
1	5140.00	47.68	-26.32	74.00	45.12	31.17	7.92	36.53	300	304 Peak	VERTICAL																																																																			
Freq	Level	Over	Limit	ReadAntenna	Cable Preamp	A/Pos	T/Pos	Remark	Pol/Phas																																																																					
MHz	dBuV/m	dB	dBuV/m	dBuV	dB/m	dB	cm	deg																																																																						
1	5276.00	93.75	19.75	74.00	91.03	31.04	8.17	36.47	300	304 Peak	VERTICAL																																																																			
2	5276.00	86.11	32.11	54.00	83.37	31.04	8.17	36.47	300	304 Average	VERTICAL																																																																			
Avg.	<p>Site : 03CH3-KS Condition : 5G BAND 1----3 (AVG) 3m HF ANT-201704-91200 VERTICAL Project : (FR) 760219 Mode : ZF Plane : Pad-X InE1 : Full-directivity PowerSetting : 9.5</p> <table border="1"> <thead> <tr> <th>Freq</th> <th>Level</th> <th>Over</th> <th>Limit</th> <th>ReadAntenna</th> <th>Cable Preamp</th> <th>A/Pos</th> <th>T/Pos</th> <th>Remark</th> <th>Pol/Phas</th> </tr> <tr> <th>MHz</th> <th>dBuV/m</th> <th>dB</th> <th>dBuV/m</th> <th>dBuV</th> <th>dB/m</th> <th>dB</th> <th>cm</th> <th>deg</th> <th></th> </tr> </thead> <tbody> <tr> <td>1</td> <td>5149.76</td> <td>39.32</td> <td>-14.68</td> <td>54.00</td> <td>36.76</td> <td>31.17</td> <td>7.92</td> <td>36.53</td> <td>300</td> <td>304 Average</td> <td>VERTICAL</td> </tr> </tbody> </table>	Freq	Level	Over	Limit	ReadAntenna	Cable Preamp	A/Pos	T/Pos	Remark	Pol/Phas	MHz	dBuV/m	dB	dBuV/m	dBuV	dB/m	dB	cm	deg		1	5149.76	39.32	-14.68	54.00	36.76	31.17	7.92	36.53	300	304 Average	VERTICAL																																													
Freq	Level	Over	Limit	ReadAntenna	Cable Preamp	A/Pos	T/Pos	Remark	Pol/Phas																																																																					
MHz	dBuV/m	dB	dBuV/m	dBuV	dB/m	dB	cm	deg																																																																						
1	5149.76	39.32	-14.68	54.00	36.76	31.17	7.92	36.53	300	304 Average	VERTICAL																																																																			



WIFI	Band 2 5250~5350MHz Band Edge @ 3m	
ANT	802.11ac VHT80 CH58 5290MHz - R	
1+2	Vertical	Fundamental
<p>Peak</p>	<pre> Site : 03CH3-K5 Condition : 5G BAND 1----3 3m HF ANT-201704-91200 VERTICAL Project : (FR) 760219 Node : 27 Plane : Pad-X : Full-directivity IMEI : 84 Powersettig : 9.5 : 9.5 Freq Level Limit Line ReadAntenna Cable Preamp A/Pos T/Pos Remark Pol/Phas ----- MHz dBuV/m dB dBuV/m dBuV dB/m dB dB cm deg 1 5360.40 56.91 -17.09 74.00 54.02 30.98 8.34 36.43 300 304 Peak VERTICAL </pre>	
<p>Avg.</p>	<pre> Site : 03CH3-K5 Condition : 5G BAND 1----3 (AVG) 3m HF ANT-201704-91200 VERTICAL Project : (FR) 760219 Node : 27 Plane : Pad-X : Full-directivity IMEI : 84 Powersettig : 9.5 : 9.5 Freq Level Limit Line ReadAntenna Cable Preamp A/Pos T/Pos Remark Pol/Phas ----- MHz dBuV/m dB dBuV/m dBuV dB/m dB dB cm deg 1 5350.40 46.85 -7.15 74.00 54.00 30.98 8.34 36.43 300 304 Average VERTICAL </pre>	



Band 2 - 5250~5350MHz
WIFI 802.11a (Harmonic @ 3m)

WIFI	Band 2 5250~5350MHz Harmonic @ 3m																																																																			
ANT	802.11a CH52 5260MHz																																																																			
1+2	Horizontal	Vertical																																																																		
Peak Avg.	<pre> Site : 83CH3-K5 Condition : 5G BAND 1----3 3m HF ANT-201704-91280 HORIZONTAL Project : SPT-Far0 Project : (FR) 760219 Mode : #4 Plane : Pad-X Plane : Full-directivity IMEI : #4 Powersettig : 22.5 </pre> <table border="1"> <thead> <tr> <th>Freq</th> <th>Level</th> <th>Over</th> <th>Limit</th> <th>ReadAntenna</th> <th>Cable</th> <th>Preamp</th> <th>A/Pos</th> <th>T/Pos</th> <th>Remark</th> <th>Poi/Phas</th> </tr> <tr> <th>MHz</th> <th>dBuV/m</th> <th>dB</th> <th>dBuV/m</th> <th>dBuV</th> <th>dB/m</th> <th>dB</th> <th>dB</th> <th>cm</th> <th>deg</th> <th></th> </tr> </thead> <tbody> <tr> <td>1 10520.00</td> <td>40.42</td> <td>-33.58</td> <td>74.00</td> <td>56.96</td> <td>37.56</td> <td>11.94</td> <td>66.04</td> <td>100</td> <td>360</td> <td>Peak HORIZONTAL</td> </tr> </tbody> </table>	Freq	Level	Over	Limit	ReadAntenna	Cable	Preamp	A/Pos	T/Pos	Remark	Poi/Phas	MHz	dBuV/m	dB	dBuV/m	dBuV	dB/m	dB	dB	cm	deg		1 10520.00	40.42	-33.58	74.00	56.96	37.56	11.94	66.04	100	360	Peak HORIZONTAL	<pre> Site : 83CH3-K5 Condition : 5G BAND 1----3 3m HF ANT-201704-91280 VERTICAL Project : SPT-Far0 Project : (FR) 760219 Mode : #4 Plane : Pad-X Plane : Full-directivity IMEI : #4 Powersettig : 22.5 </pre> <table border="1"> <thead> <tr> <th>Freq</th> <th>Level</th> <th>Over</th> <th>Limit</th> <th>ReadAntenna</th> <th>Cable</th> <th>Preamp</th> <th>A/Pos</th> <th>T/Pos</th> <th>Remark</th> <th>Poi/Phas</th> </tr> <tr> <th>MHz</th> <th>dBuV/m</th> <th>dB</th> <th>dBuV/m</th> <th>dBuV</th> <th>dB/m</th> <th>dB</th> <th>dB</th> <th>cm</th> <th>deg</th> <th></th> </tr> </thead> <tbody> <tr> <td>1 10520.00</td> <td>44.36</td> <td>-29.64</td> <td>74.00</td> <td>60.90</td> <td>37.56</td> <td>11.94</td> <td>66.04</td> <td>100</td> <td>360</td> <td>Peak VERTICAL</td> </tr> </tbody> </table>	Freq	Level	Over	Limit	ReadAntenna	Cable	Preamp	A/Pos	T/Pos	Remark	Poi/Phas	MHz	dBuV/m	dB	dBuV/m	dBuV	dB/m	dB	dB	cm	deg		1 10520.00	44.36	-29.64	74.00	60.90	37.56	11.94	66.04	100	360	Peak VERTICAL
Freq	Level	Over	Limit	ReadAntenna	Cable	Preamp	A/Pos	T/Pos	Remark	Poi/Phas																																																										
MHz	dBuV/m	dB	dBuV/m	dBuV	dB/m	dB	dB	cm	deg																																																											
1 10520.00	40.42	-33.58	74.00	56.96	37.56	11.94	66.04	100	360	Peak HORIZONTAL																																																										
Freq	Level	Over	Limit	ReadAntenna	Cable	Preamp	A/Pos	T/Pos	Remark	Poi/Phas																																																										
MHz	dBuV/m	dB	dBuV/m	dBuV	dB/m	dB	dB	cm	deg																																																											
1 10520.00	44.36	-29.64	74.00	60.90	37.56	11.94	66.04	100	360	Peak VERTICAL																																																										



WIFI	Band 2 5250~5350MHz Harmonic @ 3m	
ANT	802.11a CH60 5300MHz	
1+2	Horizontal	Vertical
Peak Avg.	<pre> Site : 03CH03-K5 Condition : 5G BAND 1-3 3m HF ANT-201704-91200 HORIZONTAL Project : (FR) 760219 Mode : S Plane : Pad-X Plane : Full-directivity IMEI : #4 Powersettig : 33.5 Freq Level Over Limit ReadAntenna Cable Preamp A/Pos T/Pos Remark Pol/Phas MHz dBuV/m dB dBuV/m dBuV dBm dB dB cm deg 1 10600.00 40.35 -33.65 74.00 56.68 37.65 12.00 65.98 100 360 Peak HORIZONTAL </pre>	<pre> Site : 03CH03-K5 Condition : 5G BAND 1-3 3m HF ANT-201704-91200 VERTICAL Project : (FR) 760219 Mode : S Plane : Pad-X Plane : Full-directivity IMEI : #4 Powersettig : 33.5 Freq Level Over Limit ReadAntenna Cable Preamp A/Pos T/Pos Remark Pol/Phas MHz dBuV/m dB dBuV/m dBuV dBm dB dB cm deg 1 10600.00 42.57 -31.43 74.00 58.90 37.65 12.00 65.98 100 360 Peak VERTICAL </pre>



WIFI	Band 2 5250~5350MHz Harmonic @ 3m																																																																			
ANT	802.11a CH64 5320MHz																																																																			
1+2	Horizontal	Vertical																																																																		
Peak Avg.	<p>Site : 03C803-K5 Condition : SG BAND 1----3 3m HF ANT-201704-91200 HORIZONTAL Project : (FR) 760219 Mode : 6 Plane : Pad+K MEI : Full-directivity PowerSetting : 13.5</p> <table border="1"> <thead> <tr> <th>Freq</th> <th>Level</th> <th>Over</th> <th>Limit</th> <th>ReadAntenna</th> <th>Cable</th> <th>Preamp</th> <th>A/Pos</th> <th>T/Pos</th> <th>Remark</th> <th>Pol/Phas</th> </tr> <tr> <th>MHz</th> <th>dBuV/m</th> <th>dB</th> <th>dBuV/m</th> <th>dBuV</th> <th>dB/m</th> <th>dB</th> <th>dB</th> <th>cm</th> <th>deg</th> <th></th> </tr> </thead> <tbody> <tr> <td>1 10660.00</td> <td>40.38</td> <td>-33.02</td> <td>74.00</td> <td>57.24</td> <td>37.68</td> <td>12.02</td> <td>65.96</td> <td>100</td> <td>360</td> <td>Peak HORIZONTAL</td> </tr> </tbody> </table>	Freq	Level	Over	Limit	ReadAntenna	Cable	Preamp	A/Pos	T/Pos	Remark	Pol/Phas	MHz	dBuV/m	dB	dBuV/m	dBuV	dB/m	dB	dB	cm	deg		1 10660.00	40.38	-33.02	74.00	57.24	37.68	12.02	65.96	100	360	Peak HORIZONTAL	<p>Site : 03C803-K5 Condition : SG BAND 1----3 3m HF ANT-201704-91200 VERTICAL Project : (FR) 760219 Mode : 6 Plane : Pad+K MEI : Full-directivity PowerSetting : 13.5</p> <table border="1"> <thead> <tr> <th>Freq</th> <th>Level</th> <th>Over</th> <th>Limit</th> <th>ReadAntenna</th> <th>Cable</th> <th>Preamp</th> <th>A/Pos</th> <th>T/Pos</th> <th>Remark</th> <th>Pol/Phas</th> </tr> <tr> <th>MHz</th> <th>dBuV/m</th> <th>dB</th> <th>dBuV/m</th> <th>dBuV</th> <th>dB/m</th> <th>dB</th> <th>dB</th> <th>cm</th> <th>deg</th> <th></th> </tr> </thead> <tbody> <tr> <td>1 10660.00</td> <td>43.99</td> <td>-38.01</td> <td>74.00</td> <td>60.25</td> <td>37.68</td> <td>12.02</td> <td>65.96</td> <td>100</td> <td>360</td> <td>Peak VERTICAL</td> </tr> </tbody> </table>	Freq	Level	Over	Limit	ReadAntenna	Cable	Preamp	A/Pos	T/Pos	Remark	Pol/Phas	MHz	dBuV/m	dB	dBuV/m	dBuV	dB/m	dB	dB	cm	deg		1 10660.00	43.99	-38.01	74.00	60.25	37.68	12.02	65.96	100	360	Peak VERTICAL
Freq	Level	Over	Limit	ReadAntenna	Cable	Preamp	A/Pos	T/Pos	Remark	Pol/Phas																																																										
MHz	dBuV/m	dB	dBuV/m	dBuV	dB/m	dB	dB	cm	deg																																																											
1 10660.00	40.38	-33.02	74.00	57.24	37.68	12.02	65.96	100	360	Peak HORIZONTAL																																																										
Freq	Level	Over	Limit	ReadAntenna	Cable	Preamp	A/Pos	T/Pos	Remark	Pol/Phas																																																										
MHz	dBuV/m	dB	dBuV/m	dBuV	dB/m	dB	dB	cm	deg																																																											
1 10660.00	43.99	-38.01	74.00	60.25	37.68	12.02	65.96	100	360	Peak VERTICAL																																																										



Band 2 5250~5350MHz
WIFI 802.11ac VHT20 (Harmonic @ 3m)

WIFI	Band 2 5250~5350MHz Harmonic @ 3m																																																											
ANT	802.11ac VHT20 CH52 5260MHz																																																											
1+2	Horizontal	Vertical																																																										
Peak Avg.	<pre> Site : 03CWB3-K5 Condition : 5G BAND 1-3 3m HP ANT-201704-91200 HORIZONTAL Project : (FR) 760219 Mode : 13 Plane : PadK Plane : Single-directivity IMEI : 84 Powersettig : 13 </pre> <table border="1"> <thead> <tr> <th>Over</th> <th>Limit</th> <th>ReadAntenna</th> <th>Cable Preamp</th> <th>A/Pos</th> <th>T/Pos</th> <th>Remark</th> <th>Pol/Phas</th> </tr> <tr> <th>MHz</th> <th>dBuV/m</th> <th>dB</th> <th>dBuV/m</th> <th>dB/m</th> <th>dB</th> <th>cm</th> <th>deg</th> </tr> </thead> <tbody> <tr> <td>1</td> <td>10520.00</td> <td>41.36</td> <td>-32.04</td> <td>74.00</td> <td>58.50</td> <td>37.56</td> <td>11.94</td> <td>66.04</td> <td>300</td> <td>0</td> <td>Peak</td> <td>HORIZONTAL</td> </tr> </tbody> </table>	Over	Limit	ReadAntenna	Cable Preamp	A/Pos	T/Pos	Remark	Pol/Phas	MHz	dBuV/m	dB	dBuV/m	dB/m	dB	cm	deg	1	10520.00	41.36	-32.04	74.00	58.50	37.56	11.94	66.04	300	0	Peak	HORIZONTAL	<pre> Site : 03CWB3-K5 Condition : 5G BAND 1-3 3m HP ANT-201704-91200 VERTICAL Project : (FR) 760219 Mode : 13 Plane : PadK Plane : Single-directivity IMEI : 84 Powersettig : 13 </pre> <table border="1"> <thead> <tr> <th>Over</th> <th>Limit</th> <th>ReadAntenna</th> <th>Cable Preamp</th> <th>A/Pos</th> <th>T/Pos</th> <th>Remark</th> <th>Pol/Phas</th> </tr> <tr> <th>MHz</th> <th>dBuV/m</th> <th>dB</th> <th>dBuV/m</th> <th>dB/m</th> <th>dB</th> <th>cm</th> <th>deg</th> </tr> </thead> <tbody> <tr> <td>1</td> <td>10520.00</td> <td>42.61</td> <td>-31.39</td> <td>74.00</td> <td>59.15</td> <td>37.56</td> <td>11.94</td> <td>66.04</td> <td>300</td> <td>360</td> <td>Peak</td> <td>VERTICAL</td> </tr> </tbody> </table>	Over	Limit	ReadAntenna	Cable Preamp	A/Pos	T/Pos	Remark	Pol/Phas	MHz	dBuV/m	dB	dBuV/m	dB/m	dB	cm	deg	1	10520.00	42.61	-31.39	74.00	59.15	37.56	11.94	66.04	300	360	Peak	VERTICAL
Over	Limit	ReadAntenna	Cable Preamp	A/Pos	T/Pos	Remark	Pol/Phas																																																					
MHz	dBuV/m	dB	dBuV/m	dB/m	dB	cm	deg																																																					
1	10520.00	41.36	-32.04	74.00	58.50	37.56	11.94	66.04	300	0	Peak	HORIZONTAL																																																
Over	Limit	ReadAntenna	Cable Preamp	A/Pos	T/Pos	Remark	Pol/Phas																																																					
MHz	dBuV/m	dB	dBuV/m	dB/m	dB	cm	deg																																																					
1	10520.00	42.61	-31.39	74.00	59.15	37.56	11.94	66.04	300	360	Peak	VERTICAL																																																



WIFI	Band 2 5250~5350MHz Harmonic @ 3m	
ANT	802.11ac VHT20 CH60 5300MHz	
1+2	Horizontal	Vertical
Peak Avg.	<pre> Site : 03CM3-K5 Condition : SG BAND 1-3 3m HF ANT-201704-91200 HORIZONTAL Project : (FR) 760219 Mode : 14 Plane : Peak Plane : Single-directivity IMEI : 84 Powersettig : 13.5 Freq Level Over Limit ReadAntenna Cable Preamp A/Pos T/Pos Pol/Phas MHz dBuV/m dB dBuV/m dBuV dB/m dB dB cm dAz 1 10600.00 42.78 -11.38 74.00 59.03 37.65 12.00 65.98 100 360 Peak HORIZONTAL </pre>	<pre> Site : 03CM3-K5 Condition : SG BAND 1-3 3m HF ANT-201704-91200 VERTICAL Project : (FR) 760219 Mode : 14 Plane : Peak Plane : Single-directivity IMEI : 84 Powersettig : 13.5 Freq Level Over Limit ReadAntenna Cable Preamp A/Pos T/Pos Remark Pol/Phas MHz dBuV/m dB dBuV/m dBuV dB/m dB dB cm dAz 1 10600.00 43.71 -30.29 74.00 60.04 37.65 12.00 65.98 300 360 Peak VERTICAL </pre>



WIFI	Band 2 5250~5350MHz Harmonic @ 3m	
ANT	802.11ac VHT20 CH64 5320MHz	
1+2	Horizontal	Vertical
Peak Avg.	<pre> Site : 03CMB3-K5 Condition : 5G BAND 1-3 @ 3m HF ANT-201704-91200 HORIZONTAL Project : (FR) 760219 Mode : IS Plane : PaduX Plane : Single-directivity IMEI : 84 Powersettig : 33.5 Freq Level Over Limit ReadAntenna Cable Preamp A/Pos T/Pos Pol/Phas MHz dBuV/m dB dBuV/m dB/m dB/m dB dB cm dkg 1 10640.00 42.63 -31.37 74.00 58.89 37.68 12.02 65.96 100 360 Peak HORIZONTAL </pre>	<pre> Site : 03CMB3-K5 Condition : 5G BAND 1-3 @ 3m HF ANT-201704-91200 VERTICAL Project : (FR) 760219 Mode : IS Plane : PaduX Plane : Single-directivity IMEI : 84 Powersettig : 33.5 Freq Level Over Limit ReadAntenna Cable Preamp A/Pos T/Pos Remark Pol/Phas MHz dBuV/m dB dBuV/m dB/m dB/m dB dB cm dkg 1 10640.00 43.15 -30.85 74.00 59.41 37.68 12.02 65.96 300 360 Peak VERTICAL </pre>



Band 2 5250~5350MHz
WIFI 802.11ac VHT40 (Harmonic @ 3m)

WIFI	Band 2 5250~5350MHz Harmonic @ 3m																																																																	
ANT	802.11ac VHT40 CH54 5270																																																																	
1+2	Horizontal	Vertical																																																																
Peak Avg.	<pre> Site : 83C803-K5 Condition : 5G BAND 1-3 @ 3m HF ANT-201704-91200 HORIZONTAL Project : (FR) 760219 Mode : 21 Plane : Pad-X : Full-directivity IMEI : 84 Powersettig : 44 </pre> <table border="1"> <thead> <tr> <th>Over</th> <th>Limit</th> <th>ReadAntenna</th> <th>Cable Preamp</th> <th>A/Pos</th> <th>T/Pos</th> <th>Remark</th> <th>Pol/Phas</th> </tr> <tr> <th>Freq</th> <th>Level</th> <th>Line</th> <th>Level</th> <th>Factor</th> <th>Loss Factor</th> <th></th> <th></th> </tr> <tr> <th>MHz</th> <th>dBuV/m</th> <th>dB</th> <th>dBuV/m</th> <th>dB/m</th> <th>dB</th> <th>cm</th> <th>deg</th> </tr> </thead> <tbody> <tr> <td>1 10548.00</td> <td>39.29 -34.71</td> <td>74.00</td> <td>55.79</td> <td>37.58</td> <td>11.95</td> <td>66.03</td> <td>100 360 Peak HORIZONTAL</td> </tr> </tbody> </table>	Over	Limit	ReadAntenna	Cable Preamp	A/Pos	T/Pos	Remark	Pol/Phas	Freq	Level	Line	Level	Factor	Loss Factor			MHz	dBuV/m	dB	dBuV/m	dB/m	dB	cm	deg	1 10548.00	39.29 -34.71	74.00	55.79	37.58	11.95	66.03	100 360 Peak HORIZONTAL	<pre> Site : 83C803-K5 Condition : 5G BAND 1-3 @ 3m HF ANT-201704-91200 VERTICAL Project : (FR) 760219 Mode : 21 Plane : Pad-X : Full-directivity IMEI : 84 Powersettig : 44 </pre> <table border="1"> <thead> <tr> <th>Over</th> <th>Limit</th> <th>ReadAntenna</th> <th>Cable Preamp</th> <th>A/Pos</th> <th>T/Pos</th> <th>Remark</th> <th>Pol/Phas</th> </tr> <tr> <th>Freq</th> <th>Level</th> <th>Line</th> <th>Level</th> <th>Factor</th> <th>Loss Factor</th> <th></th> <th></th> </tr> <tr> <th>MHz</th> <th>dBuV/m</th> <th>dB</th> <th>dBuV/m</th> <th>dB/m</th> <th>dB</th> <th>cm</th> <th>deg</th> </tr> </thead> <tbody> <tr> <td>1 10548.00</td> <td>48.63 -33.37</td> <td>74.00</td> <td>57.13</td> <td>37.58</td> <td>11.95</td> <td>66.03</td> <td>100 360 Peak VERTICAL</td> </tr> </tbody> </table>	Over	Limit	ReadAntenna	Cable Preamp	A/Pos	T/Pos	Remark	Pol/Phas	Freq	Level	Line	Level	Factor	Loss Factor			MHz	dBuV/m	dB	dBuV/m	dB/m	dB	cm	deg	1 10548.00	48.63 -33.37	74.00	57.13	37.58	11.95	66.03	100 360 Peak VERTICAL
Over	Limit	ReadAntenna	Cable Preamp	A/Pos	T/Pos	Remark	Pol/Phas																																																											
Freq	Level	Line	Level	Factor	Loss Factor																																																													
MHz	dBuV/m	dB	dBuV/m	dB/m	dB	cm	deg																																																											
1 10548.00	39.29 -34.71	74.00	55.79	37.58	11.95	66.03	100 360 Peak HORIZONTAL																																																											
Over	Limit	ReadAntenna	Cable Preamp	A/Pos	T/Pos	Remark	Pol/Phas																																																											
Freq	Level	Line	Level	Factor	Loss Factor																																																													
MHz	dBuV/m	dB	dBuV/m	dB/m	dB	cm	deg																																																											
1 10548.00	48.63 -33.37	74.00	57.13	37.58	11.95	66.03	100 360 Peak VERTICAL																																																											



WIFI	Band 2 5250~5350MHz Harmonic @ 3m																																																																			
ANT	802.11ac VHT40 CH62 5310																																																																			
1+2	Horizontal	Vertical																																																																		
Peak Avg.	<p>Site : 83CH3-K5 Condition : SG BAND 1---3 3m HF ANT-201704-91280 HORIZONTAL Project : (FR) 760219 Mode : 22 Plane : Pad+K : Full-directivity IMEI : 84 Powersettig : 18.5</p> <table border="1"> <thead> <tr> <th>Freq</th> <th>Level</th> <th>Over</th> <th>Limit</th> <th>ReadAntenna</th> <th>Cable</th> <th>Preamp</th> <th>A/Pos</th> <th>T/Pos</th> <th>Remark</th> <th>Pol/Phas</th> </tr> <tr> <th>MHz</th> <th>dBuV/m</th> <th>dB</th> <th>dBuV/m</th> <th>dBuV</th> <th>dB/m</th> <th>dB</th> <th>dB</th> <th>cm</th> <th>deg</th> <th></th> </tr> </thead> <tbody> <tr> <td>1 10620.00</td> <td>40.87</td> <td>-33.13</td> <td>74.00</td> <td>57.16</td> <td>37.67</td> <td>12.01</td> <td>65.97</td> <td>100</td> <td>368 Peak</td> <td>HORIZONTAL</td> </tr> </tbody> </table>	Freq	Level	Over	Limit	ReadAntenna	Cable	Preamp	A/Pos	T/Pos	Remark	Pol/Phas	MHz	dBuV/m	dB	dBuV/m	dBuV	dB/m	dB	dB	cm	deg		1 10620.00	40.87	-33.13	74.00	57.16	37.67	12.01	65.97	100	368 Peak	HORIZONTAL	<p>Site : 83CH3-K5 Condition : SG BAND 1---3 3m HF ANT-201704-91280 VERTICAL Project : (FR) 760219 Mode : 22 Plane : Pad+K : Full-directivity IMEI : 84 Powersettig : 18.5</p> <table border="1"> <thead> <tr> <th>Freq</th> <th>Level</th> <th>Over</th> <th>Limit</th> <th>ReadAntenna</th> <th>Cable</th> <th>Preamp</th> <th>A/Pos</th> <th>T/Pos</th> <th>Remark</th> <th>Pol/Phas</th> </tr> <tr> <th>MHz</th> <th>dBuV/m</th> <th>dB</th> <th>dBuV/m</th> <th>dBuV</th> <th>dB/m</th> <th>dB</th> <th>dB</th> <th>cm</th> <th>deg</th> <th></th> </tr> </thead> <tbody> <tr> <td>1 10620.00</td> <td>42.05</td> <td>-31.95</td> <td>74.00</td> <td>58.34</td> <td>37.67</td> <td>12.01</td> <td>65.97</td> <td>100</td> <td>368 Peak</td> <td>VERTICAL</td> </tr> </tbody> </table>	Freq	Level	Over	Limit	ReadAntenna	Cable	Preamp	A/Pos	T/Pos	Remark	Pol/Phas	MHz	dBuV/m	dB	dBuV/m	dBuV	dB/m	dB	dB	cm	deg		1 10620.00	42.05	-31.95	74.00	58.34	37.67	12.01	65.97	100	368 Peak	VERTICAL
Freq	Level	Over	Limit	ReadAntenna	Cable	Preamp	A/Pos	T/Pos	Remark	Pol/Phas																																																										
MHz	dBuV/m	dB	dBuV/m	dBuV	dB/m	dB	dB	cm	deg																																																											
1 10620.00	40.87	-33.13	74.00	57.16	37.67	12.01	65.97	100	368 Peak	HORIZONTAL																																																										
Freq	Level	Over	Limit	ReadAntenna	Cable	Preamp	A/Pos	T/Pos	Remark	Pol/Phas																																																										
MHz	dBuV/m	dB	dBuV/m	dBuV	dB/m	dB	dB	cm	deg																																																											
1 10620.00	42.05	-31.95	74.00	58.34	37.67	12.01	65.97	100	368 Peak	VERTICAL																																																										



Band 2 5250~5350MHz
WIFI 802.11ac VHT80 (Harmonic @ 3m)

WIFI	Band 2 5250~5350MHz Harmonic @ 3m																																																													
ANT	802.11ac VHT80 CH58 5290MHz																																																													
1+2	Horizontal	Vertical																																																												
Peak Avg.	<pre> Site : 03CH03-K5 Condition : 5G BAND 1-3 3m HF ANT-201704-91280 HORIZONTAL Project : SMTAuto Node : (FR) 760219 Plane : Pad-X Plane : Full-directivity IMEI : #4 Powersettig : 9.5 </pre> <table border="1"> <thead> <tr> <th>Freq</th> <th>Level</th> <th>Over</th> <th>Limit</th> <th>ReadAntenna</th> <th>Cable Preamp</th> <th>A/Pos</th> <th>T/Pos</th> <th>Remark</th> <th>Pol/Phas</th> </tr> <tr> <th>MHz</th> <th>dBuV/m</th> <th>dB</th> <th>dBuV/m</th> <th>dBuV</th> <th>dB/m</th> <th>dB</th> <th>cm</th> <th>deg</th> <th></th> </tr> </thead> <tbody> <tr> <td>1 10580.00</td> <td>40.79</td> <td>-33.21</td> <td>74.00</td> <td>57.17</td> <td>37.63</td> <td>11.99</td> <td>66.00</td> <td>300</td> <td>0 Peak HORIZONTAL</td> </tr> </tbody> </table>	Freq	Level	Over	Limit	ReadAntenna	Cable Preamp	A/Pos	T/Pos	Remark	Pol/Phas	MHz	dBuV/m	dB	dBuV/m	dBuV	dB/m	dB	cm	deg		1 10580.00	40.79	-33.21	74.00	57.17	37.63	11.99	66.00	300	0 Peak HORIZONTAL	<pre> Site : 03CH03-K5 Condition : 5G BAND 1-3 3m HF ANT-201704-91280 VERTICAL Project : SMTAuto Node : (FR) 760219 Plane : Pad-X Plane : Full-directivity IMEI : #4 Powersettig : 9.5 </pre> <table border="1"> <thead> <tr> <th>Freq</th> <th>Level</th> <th>Over</th> <th>Limit</th> <th>ReadAntenna</th> <th>Cable Preamp</th> <th>A/Pos</th> <th>T/Pos</th> <th>Remark</th> <th>Pol/Phas</th> </tr> <tr> <th>MHz</th> <th>dBuV/m</th> <th>dB</th> <th>dBuV/m</th> <th>dBuV</th> <th>dB/m</th> <th>dB</th> <th>cm</th> <th>deg</th> <th></th> </tr> </thead> <tbody> <tr> <td>1 10580.00</td> <td>41.96</td> <td>-32.04</td> <td>74.00</td> <td>58.34</td> <td>37.63</td> <td>11.99</td> <td>66.00</td> <td>100</td> <td>0 Peak VERTICAL</td> </tr> </tbody> </table>	Freq	Level	Over	Limit	ReadAntenna	Cable Preamp	A/Pos	T/Pos	Remark	Pol/Phas	MHz	dBuV/m	dB	dBuV/m	dBuV	dB/m	dB	cm	deg		1 10580.00	41.96	-32.04	74.00	58.34	37.63	11.99	66.00	100	0 Peak VERTICAL
Freq	Level	Over	Limit	ReadAntenna	Cable Preamp	A/Pos	T/Pos	Remark	Pol/Phas																																																					
MHz	dBuV/m	dB	dBuV/m	dBuV	dB/m	dB	cm	deg																																																						
1 10580.00	40.79	-33.21	74.00	57.17	37.63	11.99	66.00	300	0 Peak HORIZONTAL																																																					
Freq	Level	Over	Limit	ReadAntenna	Cable Preamp	A/Pos	T/Pos	Remark	Pol/Phas																																																					
MHz	dBuV/m	dB	dBuV/m	dBuV	dB/m	dB	cm	deg																																																						
1 10580.00	41.96	-32.04	74.00	58.34	37.63	11.99	66.00	100	0 Peak VERTICAL																																																					