

## Appendix-Photos

---

### Photographs – Model X5 U Constructional Details


### Photograph – Conducted Emission Test Setup

Test Site 1#



### Photograph - Spurious Emissions Radiated Test Setup


Below 30MHz Test Site 2#




## Appendix-Photos

---

For 30MHz-1000MHz Test Site 2#



For Above 1GHz Test Site 1#



## Appendix-Photos

---

**Photograph – Extreme Condition Test Setup**



**Photograph –2G&3G Conducted Test Setup**

