



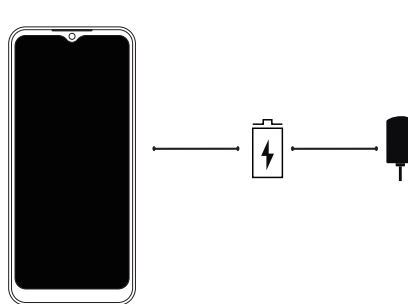
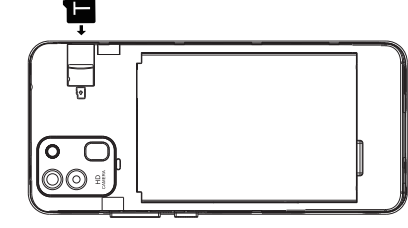
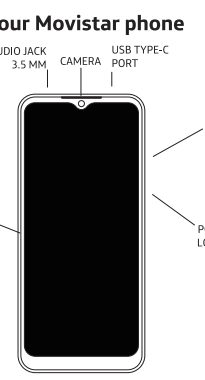
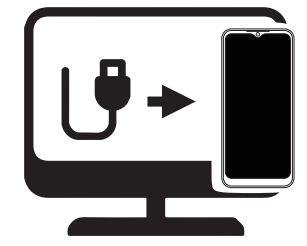
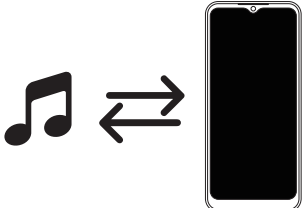


4.1

ACCESSORIES: QUICK GUIDE / USER MANUAL

-  QUICK GUIDE
-  USER MANUAL

68mm

100mm

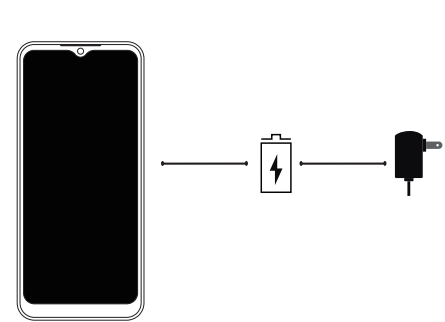
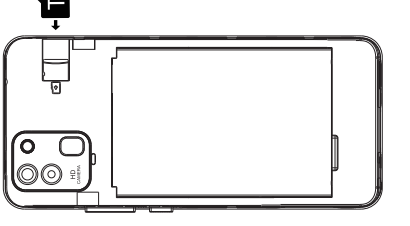
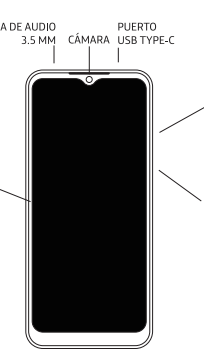
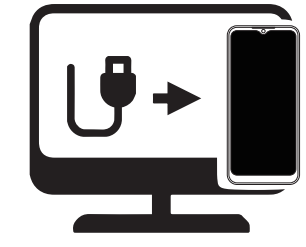
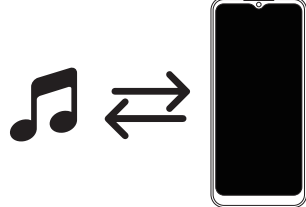

| | | | | | |
|--|--|--|---|--|---|
| <p>Thank you for purchasing this innovative MOVISTAR device. The specifications in this document are subject to change without prior notice.</p> <p>Charge for 24 hours before using.</p>  | <p>Install memory card.</p>  <p>Get to know your Movistar phone</p>  | <p>Connect your Movistar phone to the computer using the USB cable.</p>  <p>Copy music files from your computer to your Movistar phone.</p>  | <p>FCC Statement</p> <p>1. This device complies with Part 15 of the FCC Rules. Operation is subject to the following two conditions:</p> <p>(1) This device may not cause harmful interference.</p> <p>(2) This device must accept any interference received, including interference that may cause undesired operation.</p> <p>NOTE:</p> <p>This equipment has been tested and found to comply with the limits for a Class B digital device, pursuant to Part 15 of the FCC Rules. These limits are designed to provide reasonable protection against harmful interference in a residential installation.</p> <p>This equipment generates uses and can radiate radio frequency energy and, if not installed and used in accordance with the instructions, may cause harmful interference to radio communications. However, there is no guarantee that interference will not occur in a particular installation. If the equipment does cause harmful interference to radio or television reception, which can be determined by turning the equipment off and on, the user is encouraged to try to correct the interference by one or more of the following measures:</p> <ul style="list-style-type: none"> • Reorient or relocate the receiving antenna. • Increase the separation between the equipment and receiver. • Connect the equipment into an outlet on a circuit different from that to which the receiver is connected. • Consult the dealer or an experienced radio/TV technician for help. <p>SAR Information Statement</p> <p>Your wireless phone is a radio transmitter and receiver. It is designed and manufactured not to exceed the emission limits for exposure to radiofrequency (RF) energy set by the Federal Communications Commission of the U.S. Government. These limits are part of comprehensive guidelines and standards designed to protect the general population. The guidelines are based on standards that were developed by independent scientific organizations through periodic and thorough evaluation of scientific studies. The standards include a substantial safety margin designed to assure the safety of all persons, regardless of age and health. The exposure standard for wireless mobile phones employs a unit of measurement known as the Specific Absorption Rate, or SAR. The SAR limit set by the FCC is 1.6 W/kg. Tests for SAR are conducted with the phone transmitting at its highest certified power level in all tested frequency bands. Although the SAR is determined at the highest certified power level, the actual SAR level of the phone while operating can be well below the maximum value. This is because</p> | <p>the phone is designed to operate at multiple power levels so as to use only the power required to reach the network. In general, the closer you are to a wireless base station antenna, the lower the power output. Before a phone model is available for sale to the public, it must be tested and certified to the FCC that it does not exceed the limit established by the government adopted requirement for safe exposure. The tests are performed in positions and locations (e.g., at the ear and worn on the body) as required by the FCC for each model. The highest SAR value for this model phone when tested for use at the ear is 0.209W/kg and when worn on the body, as described in this user guide, is 0.435W/kg (Body-worn measurements differ among phone models, depending upon available accessories and FCC requirements). The maximum SAR in hotspot mode is 0.435W/kg. While there may be differences between the SAR levels of various phones and at various positions, they all meet the government requirement for safe exposure. The FCC has granted an Equipment Authorization for this model phone with all reported SAR levels evaluated as in compliance with the FCC. RF exposure guidelines, SAR information on this model phone is on the web the FCC and can be found under the Display Grant section of http://www.fcc.gov/oe/rocc/ after searching on FCC ID: V9563722. Additional information on Specific Absorption Rates (SAR) can be found on the Cellular Telecommunications Industry Association (CTIA) website at http://www.ctia.com. In the United States and Canada, the SAR limit for mobile phones used by the public is 1.6 watts/kg (W/kg) averaged over one gram of tissue. The standard incorporates a substantial margin of safety to give additional protection for the public and to account for any variations in measurements.</p> <p>Body-worn Operation</p> <p>This device was tested for typical body-worn operations. To comply with RF exposure requirements, a minimum separation distance of 10mm must be maintained between the user's body and the handset, including the antenna. Third-party belt-clips, holsters, and similar accessories used by this device should not contain any metallic components. Body-worn accessories that do not meet these requirements may not comply with RF exposure requirements and should be avoided. Use only the supplied or an approved antenna.</p> |  <p>Movistar</p>  <p>MV02 SMARTPHONE</p> <p>QUICK GUIDE - GUÍA RÁPIDA</p> |
|--|--|--|---|--|---|

6 5 4 3 2 1

SHEET - FRONT SIDE

OPEN SIZE WITH BLEED: 100*408mm

CLOSE FINISHED SIZE: 100*68mm

| | | | | | |
|--|--|--|--|--|--|
| <p>Gracias por haber adquirido este innovador producto de MOVISTAR. Las especificaciones en este manual están sujetas a cambios sin previo aviso.</p> <p>Cargue por 24 horas antes de usar.</p>  | <p>Instalar tarjeta de memoria.</p>  <p>Conozca su teléfono Movistar.</p>  | <p>Conecte su teléfono Movistar a una computadora utilizando el cable USB.</p>  <p>Transfiera sus archivos de música desde su computadora a su teléfono Movistar.</p>  | <p>FCC Statement</p> <p>1. This device complies with Part 15 of the FCC Rules. Operation is subject to the following two conditions:</p> <p>(1) This device may not cause harmful interference.</p> <p>(2) This device must accept any interference received, including interference that may cause undesired operation.</p> <p>NOTE:</p> <p>This equipment has been tested and found to comply with the limits for a Class B digital device, pursuant to Part 15 of the FCC Rules. These limits are designed to provide reasonable protection against harmful interference in a residential installation.</p> <p>This equipment generates uses and can radiate radio frequency energy and, if not installed and used in accordance with the instructions, may cause harmful interference to radio communications. However, there is no guarantee that interference will not occur in a particular installation. If this equipment does cause harmful interference to radio or television reception, which can be determined by turning the equipment off and on, the user is encouraged to try to correct the interference by one or more of the following measures:</p> <ul style="list-style-type: none"> • Reorient or relocate the receiving antenna. • Increase the separation between the equipment and receiver. • Connect the equipment into an outlet on a circuit different from that to which the receiver is connected. • Consult the dealer or an experienced radio/TV technician for help. <p>SAR Information Statement</p> <p>Your wireless phone is a radio transmitter and receiver. It is designed and manufactured not to exceed the emission limits for exposure to radiofrequency (RF) energy set by the Federal Communications Commission of the U.S. Government. These limits are part of comprehensive guidelines and standards designed to protect the general population. The guidelines are based on standards that were developed by independent scientific organizations through periodic and thorough evaluation of scientific studies. The standards include a substantial safety margin designed to assure the safety of all persons, regardless of age and health. The exposure standard for wireless mobile phones employs a unit of measurement known as the Specific Absorption Rate, or SAR. The SAR limit set by the FCC is 1.6 W/kg. Tests for SAR are conducted with the phone transmitting at its highest certified power level in all tested frequency bands. Although the SAR is determined at the highest certified power level, the actual SAR level of the phone while operating can be well below the maximum value. This is because</p> | <p>the phone is designed to operate at multiple power levels so as to use only the power required to reach the network. In general, the closer you are to a wireless base station antenna, the lower the power output. Before a phone model is available for sale to the public, it must be tested and certified to the FCC that it does not exceed the limit established by the government adopted requirement for safe exposure. The tests are performed in positions and locations (e.g., at the ear and worn on the body) as required by the FCC for each model. The highest SAR value for this model phone when tested for use at the ear is 0.209W/kg and when worn on the body, as described in this user guide, is 0.435W/kg (Body-worn measurements differ among phone models, depending upon available accessories and FCC requirements). The maximum SAR in hotspot mode is 0.435W/kg. While there may be differences between the SAR levels of various phones and at various positions, they all meet the government requirement for safe exposure. The FCC has granted an Equipment Authorization for this model phone with all reported SAR levels evaluated as in compliance with the FCC. RF exposure guidelines, SAR information on this model phone is on the web the FCC and can be found under the Display Grant section of http://www.fcc.gov/oe/rocc/ after searching on FCC ID: V9563722. Additional information on Specific Absorption Rates (SAR) can be found on the Cellular Telecommunications Industry Association (CTIA) website at http://www.ctia.com. In the United States and Canada, the SAR limit for mobile phones used by the public is 1.6 watts/kg (W/kg) averaged over one gram of tissue. The standard incorporates a substantial margin of safety to give additional protection for the public and to account for any variations in measurements.</p> <p>Body-worn Operation</p> <p>This device was tested for typical body-worn operations. To comply with RF exposure requirements, a minimum separation distance of 10mm must be maintained between the user's body and the handset, including the antenna. Third-party belt-clips, holsters, and similar accessories used by this device should not contain any metallic components. Body-worn accessories that do not meet these requirements may not comply with RF exposure requirements and should be avoided. Use only the supplied or an approved antenna.</p> |  <p>Movistar</p> |
|--|--|--|--|--|--|

SHEET - BACK SIDE

OPEN SIZE WITH BLEED: 100*408mm

CLOSE FINISHED SIZE: 100*68mm

