

Test Setup Photos of the EUT

Radiated Emissions for BT&WIFI




Fig. 1 (Below 1GHz)




Fig. 2 (Above 1GHz)

Radiated Emissions for GSM&WCDMA<E




Fig. 1 (Below 1GHz)





Fig. 2 (Above 1GHz)


Test Setup Photo of Line Conducted Emissions Measurement




AC Conducted Emission of charge from power adapter mode

SAR Setup Photo


Head Setup Photo (Left Cheek)




Head Setup Photo (Left Tilt)




Head Setup Photo (Right Cheek)



Head Setup Photo (Right Tilt)



10mm body-worn Back Side Setup Photo (hotspot)



10mm body-worn Front Side Setup Photo (hotspot)



10mm body-worn Left Side Setup Photo (hotspot)



10mm body-worn Right Side Setup Photo (hotspot)



10mm body-worn Top Side Setup Photo (hotspot)



10mm body-worn Bottom Side Setup Photo (hotspot)

