

# UNONU

## U2

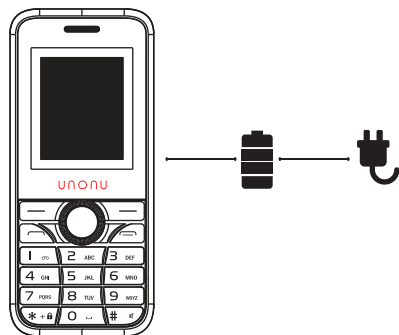
1.8" FEATURE PHONE

QUICK GUIDE  
GUÍA RÁPIDA

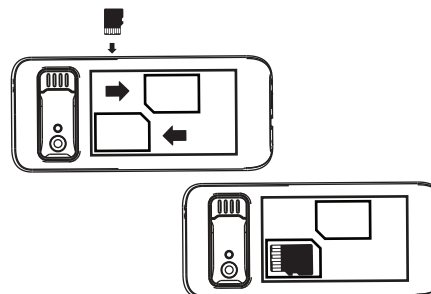
Thank you for purchasing this innovative UNONU device. The specifications in this document are subject to change without notice. To download the full user's manual visit us at: [unonumobile.com](http://unonumobile.com)

UNONU and the UNONU logo are registered trademarks of Swagtek, Inc. Other trademarks are the property of their respective owners.

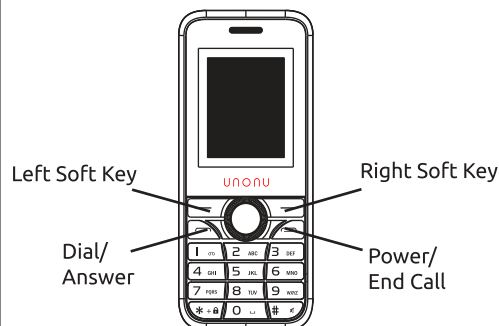
Charge for 24 hours before using.



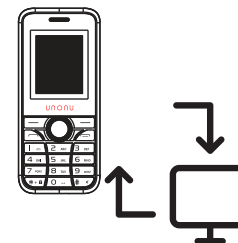
### Install SIM card.



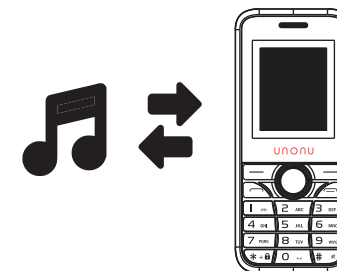
### Get to know your UNONU U2



### Connect your UNONU U2 to a computer with the included USB cable.



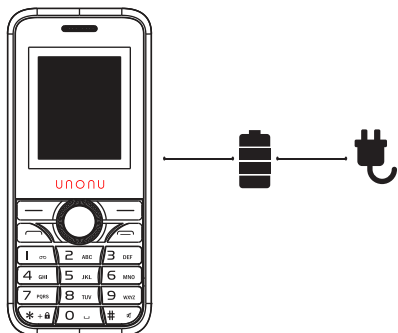
### Copy music files from your computer to your UNONU U2.



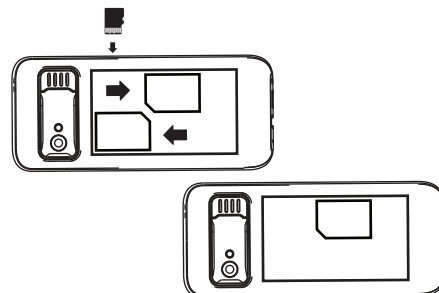
Gracias por haber adquirido este innovador producto de UNONU. Las especificaciones en este manual están sujetas a cambios sin aviso. Lo invitamos a bajar el manual de usuario completo visitando nuestro sitio: [unonumobile.com](http://unonumobile.com)

UNONU y el logotipo de UNONU son marcas registradas de Swagtek, Inc. El resto de las marcas comerciales son la propiedad de sus respectivos dueños.

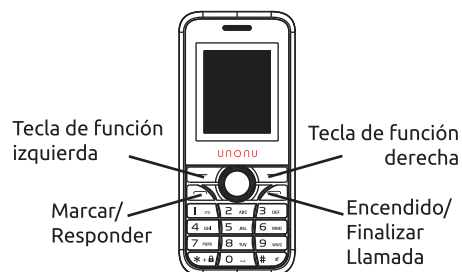
Cargue por 24 horas antes de usar.



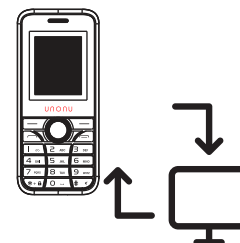
### Instalar la tarjeta micro SD




### Conozca su UNONU U2



### Conecte su UNONU U2 a una computadora con el cable USB incluido.



### Copie archivos de música desde una computadora a su UNONU U2.



# UNONU

unonumobile.com  
Made in China   
Copyright Swagtek, Inc. 2016

**FCC WARNING**

Any Changes or modifications not expressly approved by the party responsible for compliance could void the user's authority to operate the equipment.

This device complies with part 15 of the FCC Rules. Operation is subject to the following two conditions: (1) This device may not cause harmful interference, and (2) this device must accept any interference received, including interference that may cause undesired operation.

Note: This equipment has been tested and found to comply with the limits for a Class B digital device, pursuant to part 15 of the FCC Rules. These limits are designed to provide reasonable protection against harmful interference in a residential installation. This equipment generates, uses and can radiate radio frequency energy and, if not installed and used in accordance with the instructions, may cause harmful interference to radio communications. However, there is no guarantee that interference will not occur in a particular installation. If this equipment does cause harmful interference to radio or television reception, which can be determined by turning the equipment off and on, the user is encouraged to try to correct the interference by one or more of the following measures:

- Reorient or relocate the receiving antenna.
- Increase the separation between the equipment and receiver.
- Connect the equipment into an outlet on a circuit different from that to which the receiver is connected.
- Consult the dealer or an experienced radio/TV technician for help.

## **Specific Absorption Rate (SAR) information**

SAR tests are conducted using standard operating positions accepted by the FCC with the phone transmitting at its highest certified power level in all tested frequency bands.

For body worn operation, this model phone has been tested and meets the FCC RF exposure guidelines when used with an accessory designated for this product or when used with an accessory that contains no metal and that positions the handset a minimum distance of 5 mm from the body. No-compliance with the above restrictions may result in violation of RF exposure guidelines.