

LTE FDD Band 4-1.4MHz Channel Bandwidth
Middle Channel



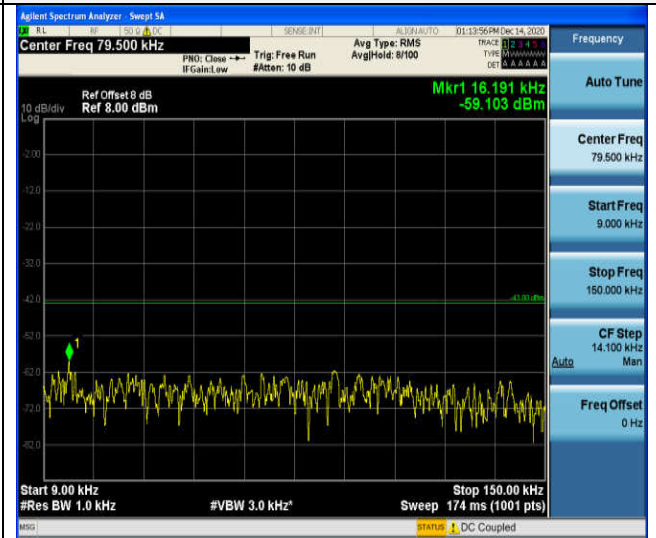
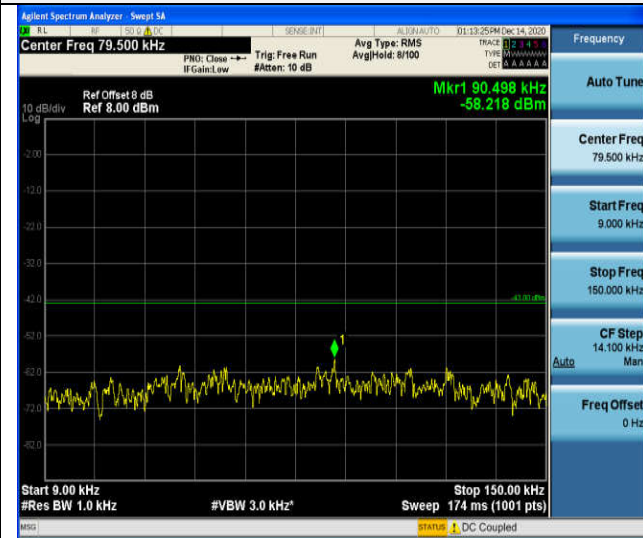
LTE FDD Band 4-1.4MHz Channel Bandwidth
High Channel



LTE FDD Band 4-3MHz Channel Bandwidth
Low Channel

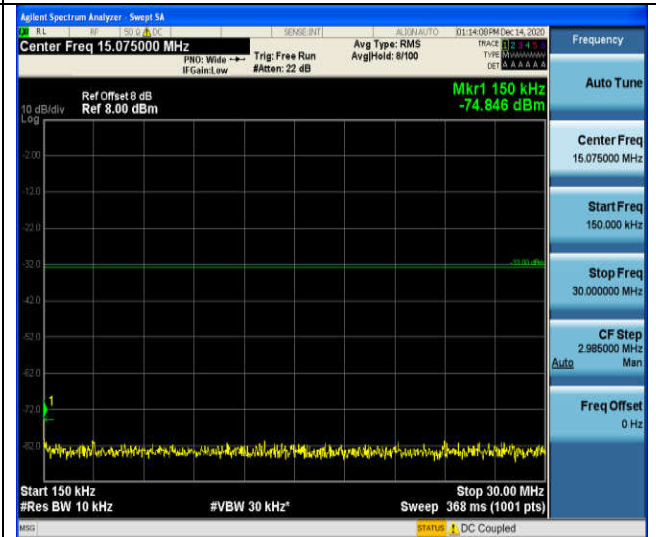
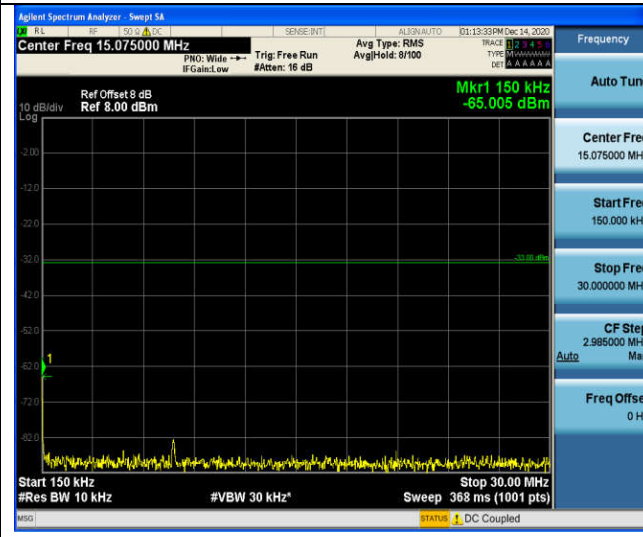
QPSK

16QAM



9KHz~150KHz

9KHz~150KHz



150KHz~30MHz

150KHz~30MHz



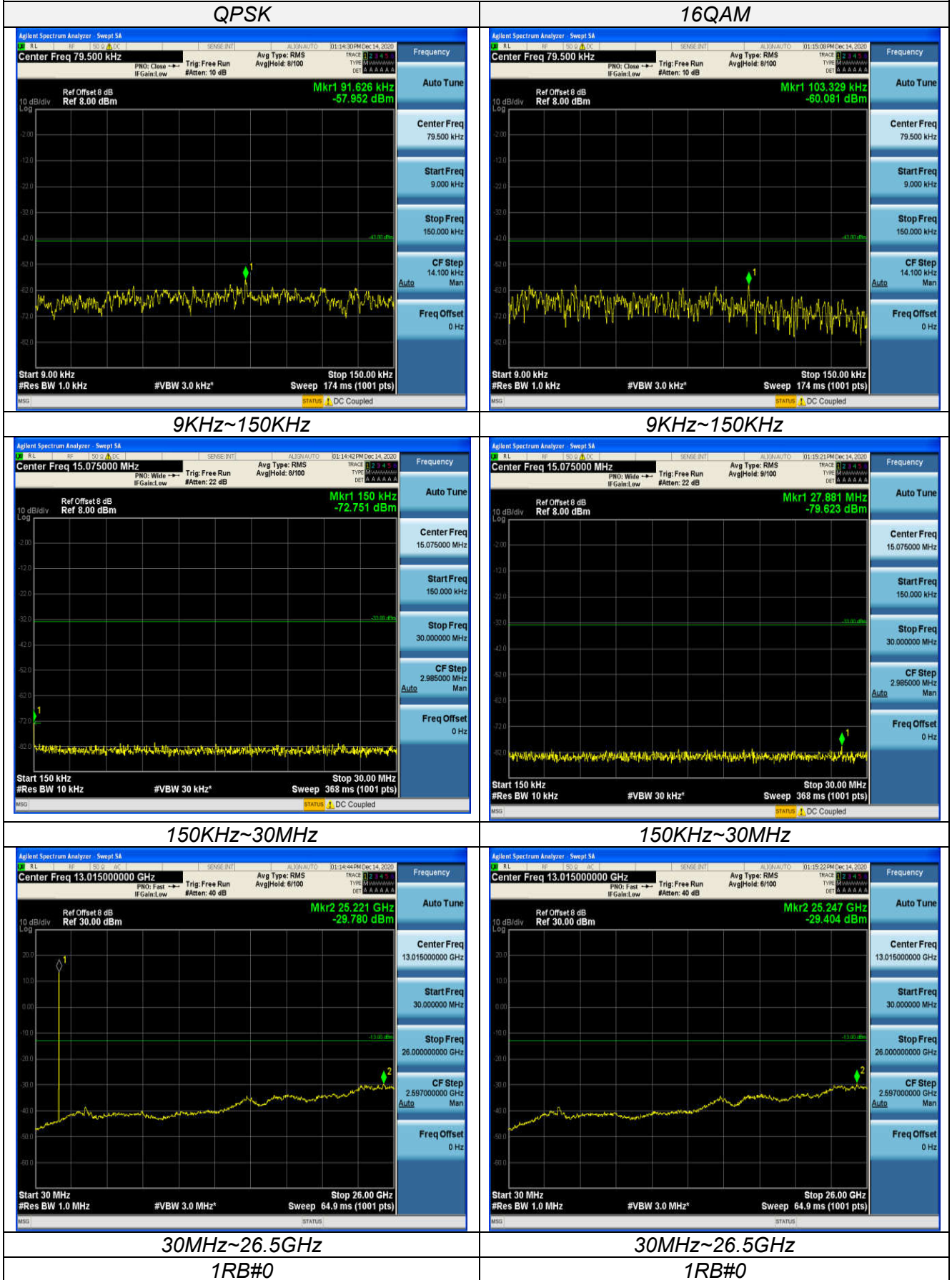
30MHz~26.5GHz

30MHz~26.5GHz

1RB#0

1RB#0

LTE FDD Band 4-3MHz Channel Bandwidth
Middle Channel

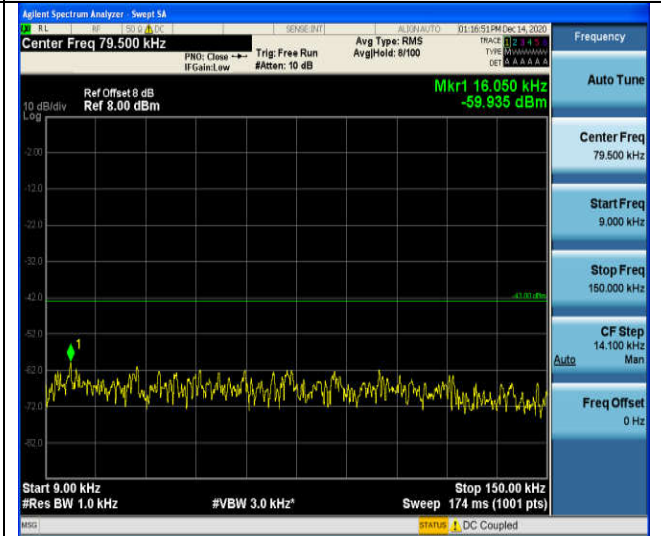
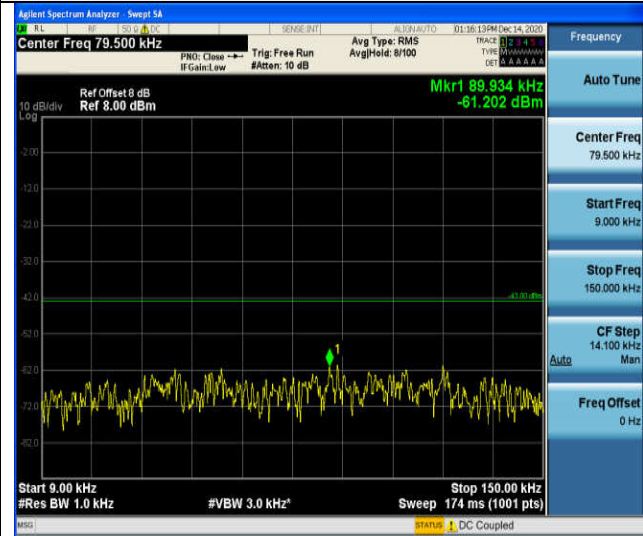


LTE FDD Band 4-3MHz Channel Bandwidth

High Channel

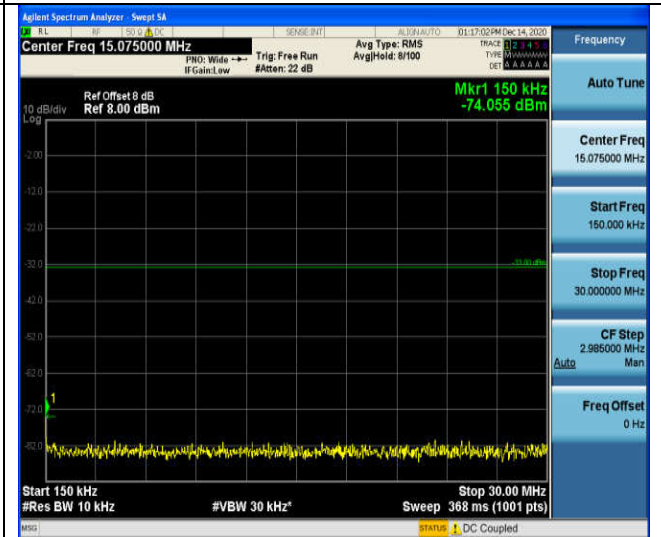
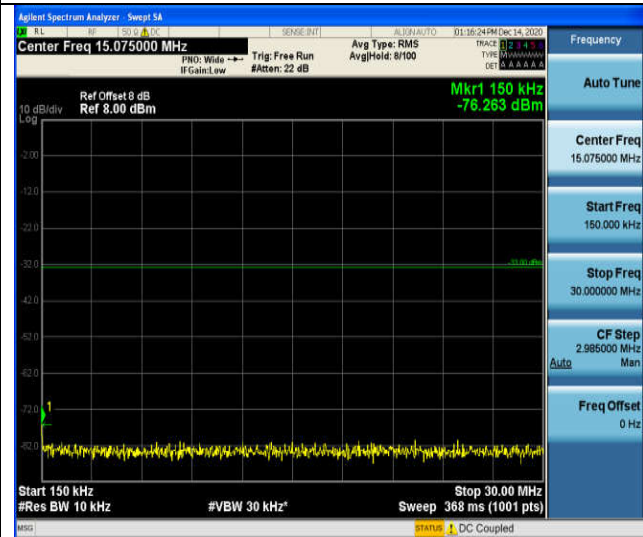
QPSK

16QAM



9KHz~150KHz

9KHz~150KHz



150KHz~30MHz

150KHz~30MHz



30MHz~26.5GHz

30MHz~26.5GHz

1RB#0

1RB#0

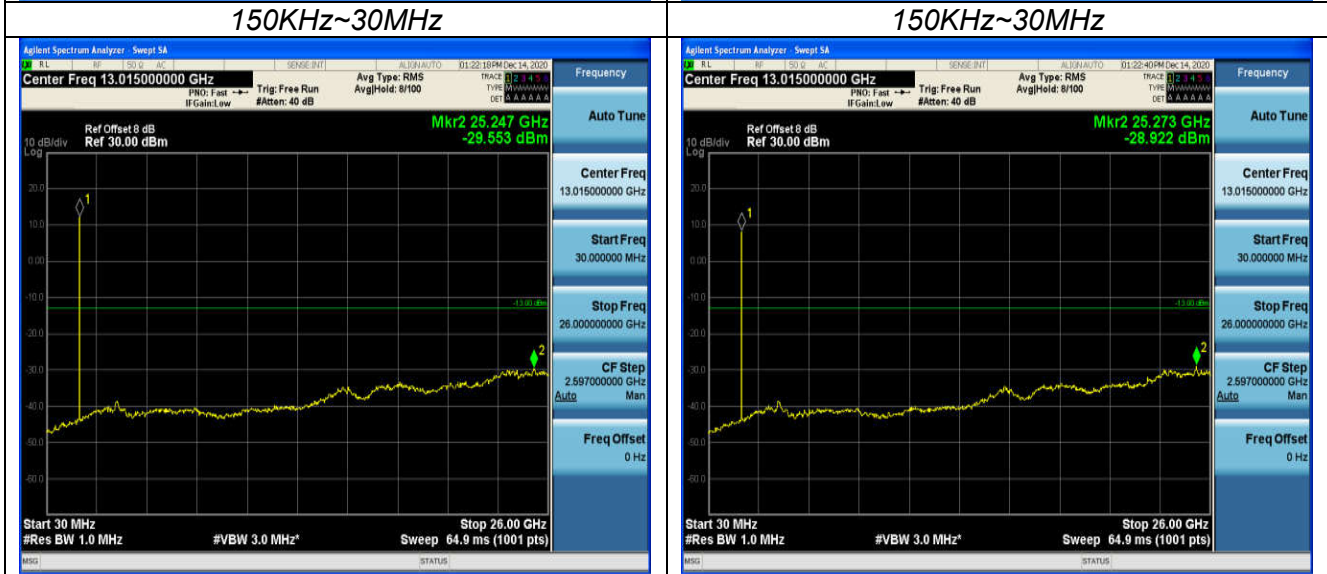
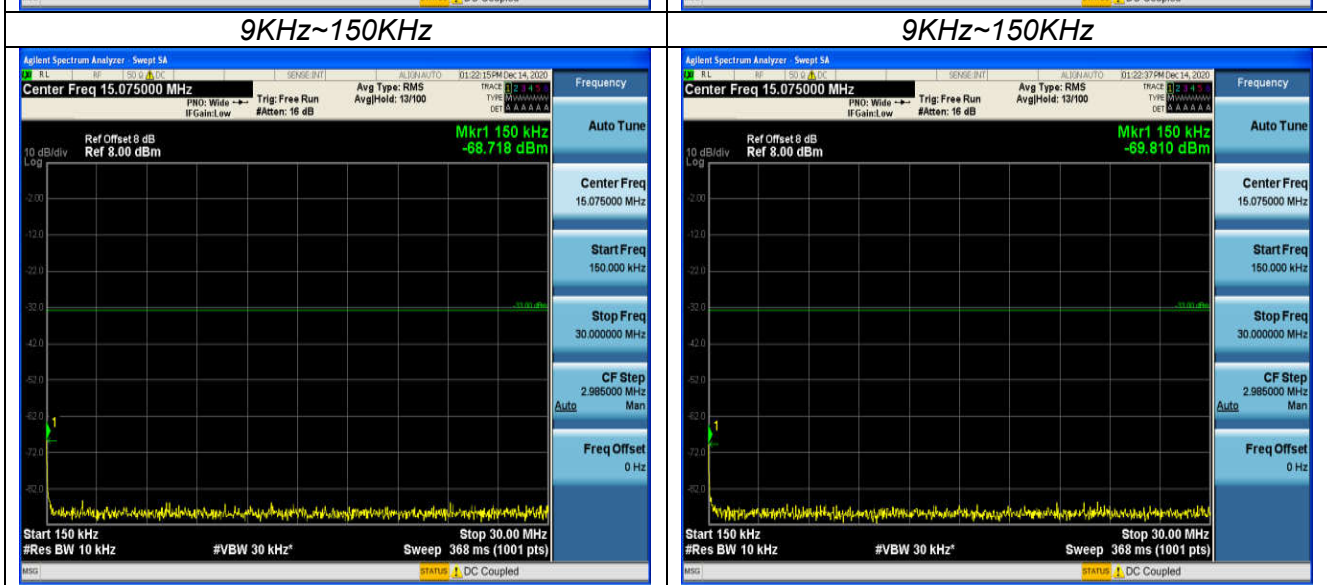
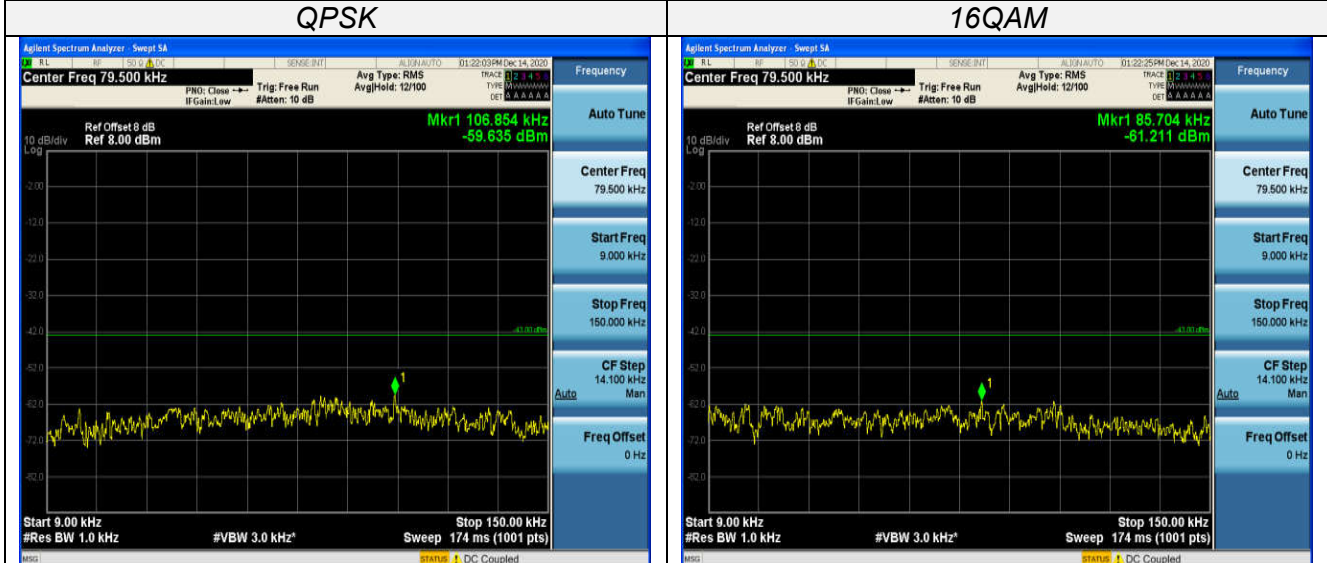
LTE FDD Band 4-5MHz Channel Bandwidth
Low Channel



LTE FDD Band 4-5MHz Channel Bandwidth
Middle Channel



LTE FDD Band 4-5MHz Channel Bandwidth
High Channel



30MHz~26.5GHz 1RB#0	30MHz~26.5GHz 1RB#0
------------------------	------------------------

LTE FDD Band 4-10MHz Channel Bandwidth
Low Channel



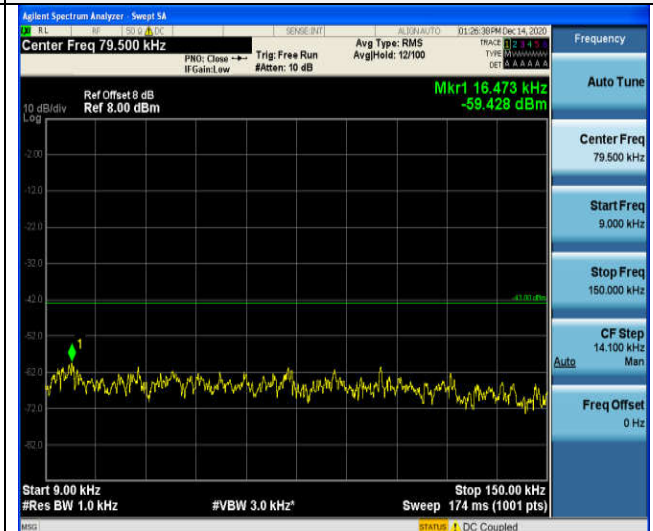
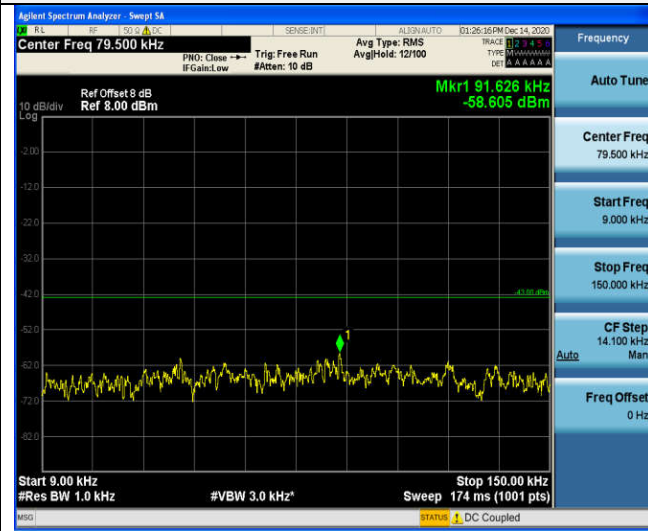
LTE FDD Band 4-10MHz Channel Bandwidth
Middle Channel



LTE FDD Band 4-10MHz Channel Bandwidth
High Channel

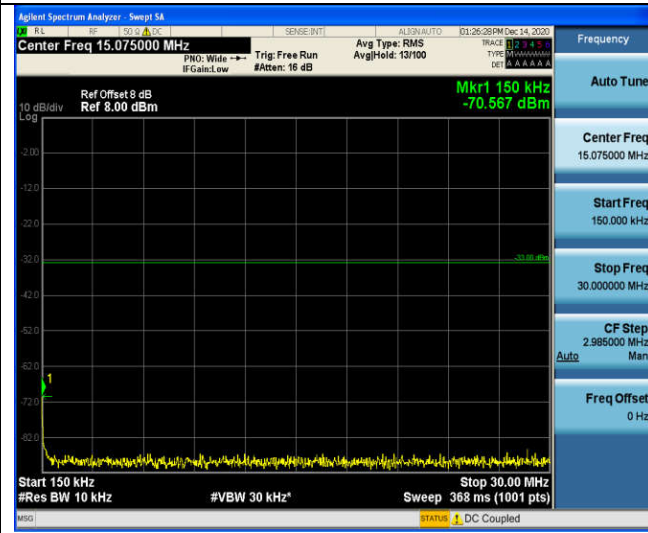
QPSK

16QAM



9KHz~150KHz

9KHz~150KHz



150KHz~30MHz

150KHz~30MHz



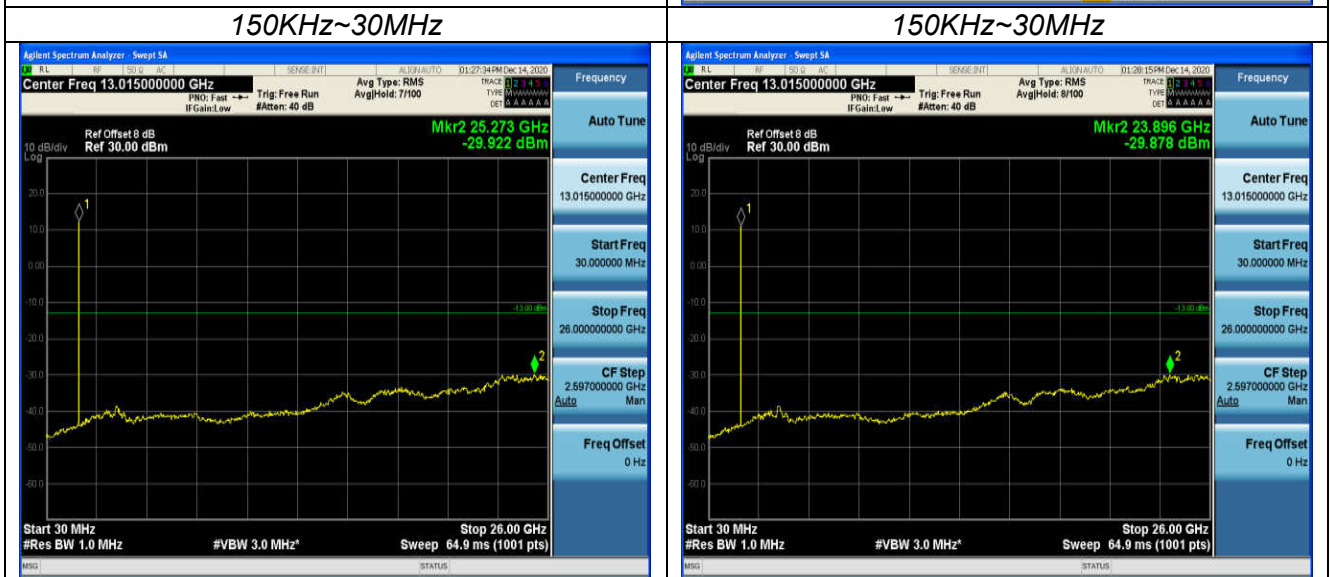
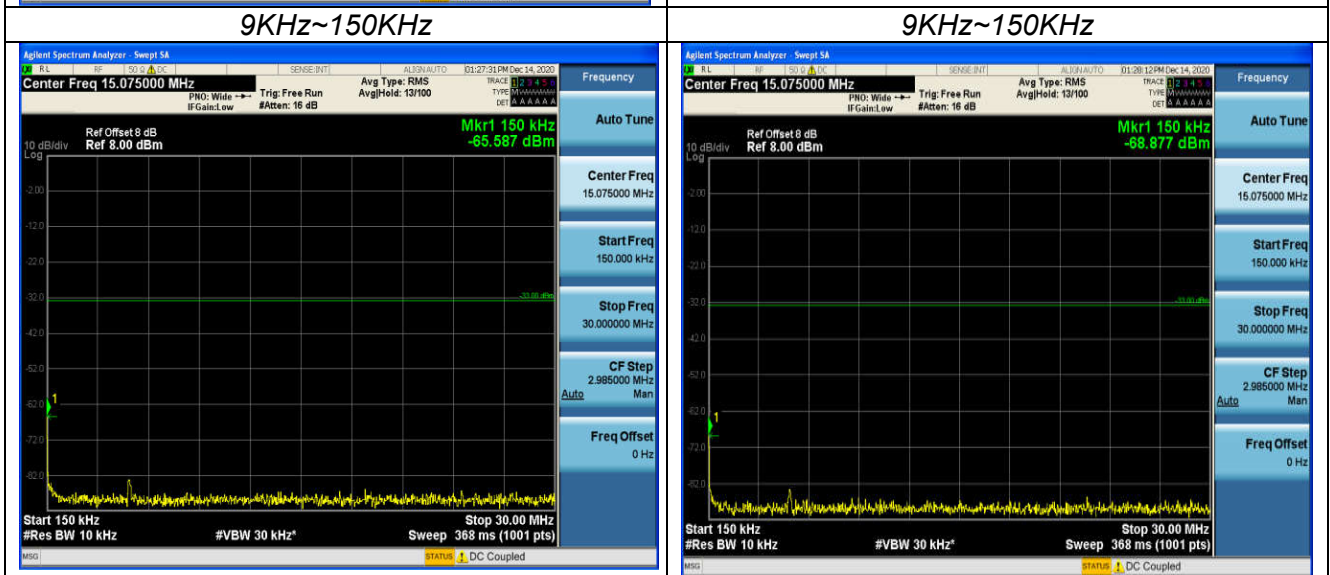
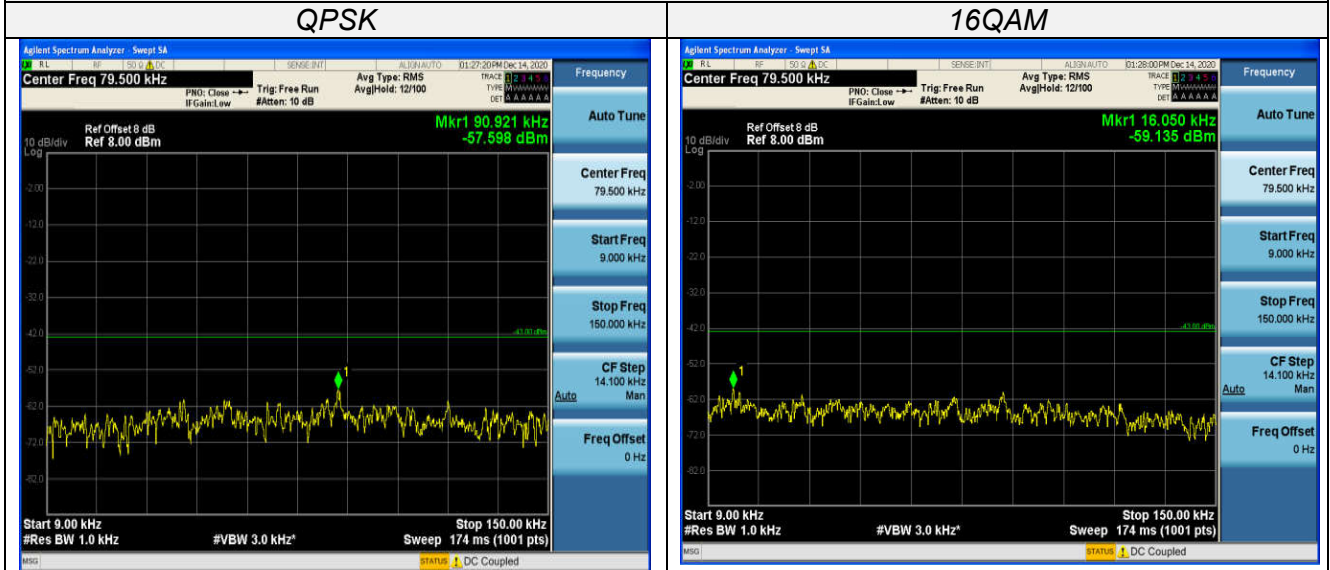
30MHz~26.5GHz

30MHz~26.5GHz

1RB#0

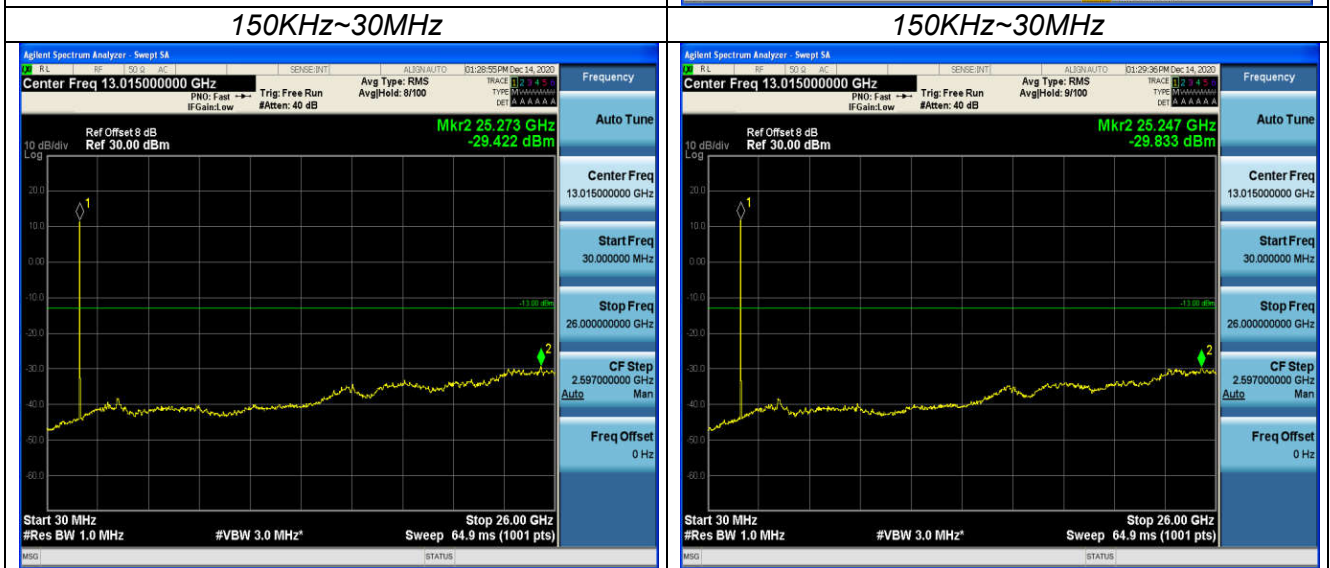
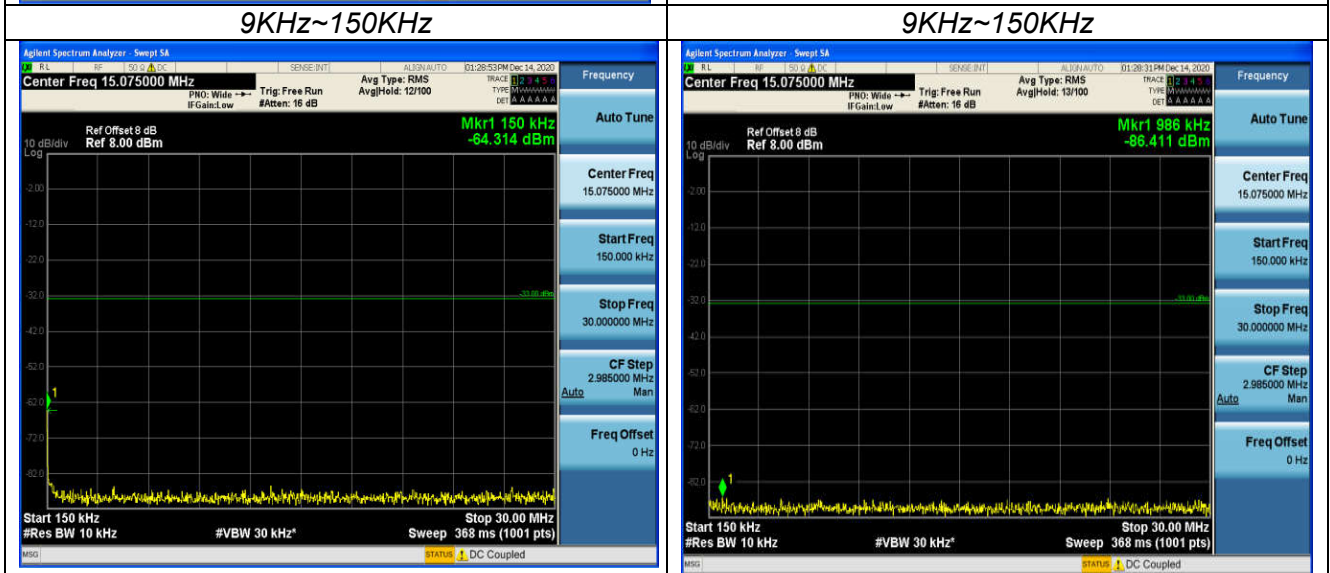
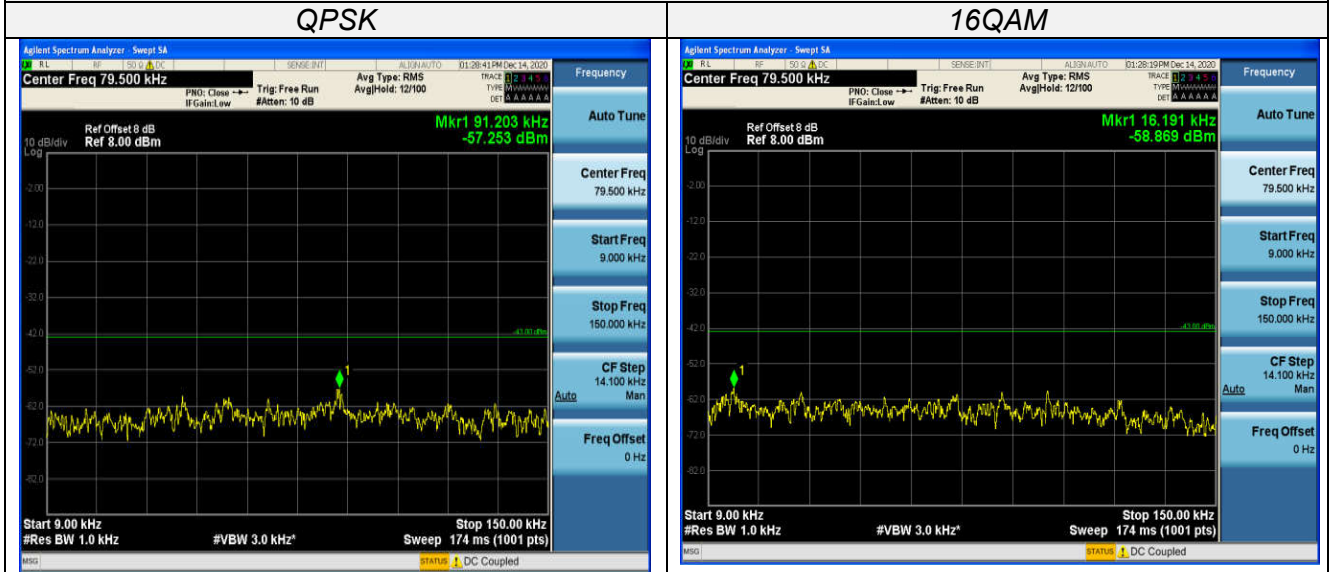
1RB#0

LTE FDD Band 4-15MHz Channel Bandwidth
Low Channel



30MHz~26.5GHz 1RB#0	30MHz~26.5GHz 1RB#0
------------------------	------------------------

LTE FDD Band 4-15MHz Channel Bandwidth
Middle Channel



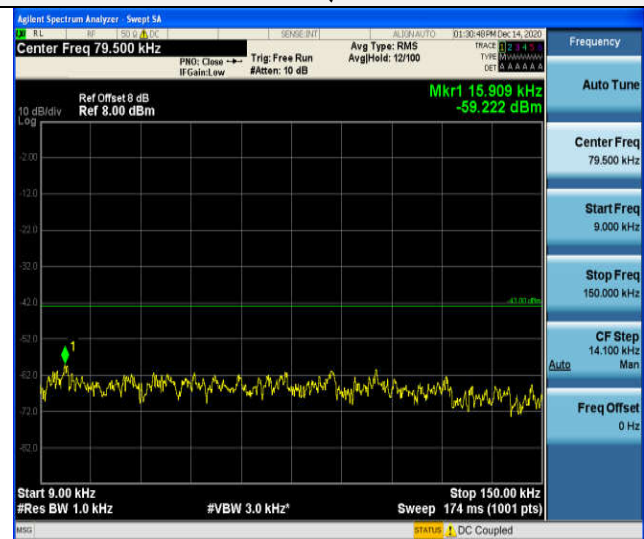
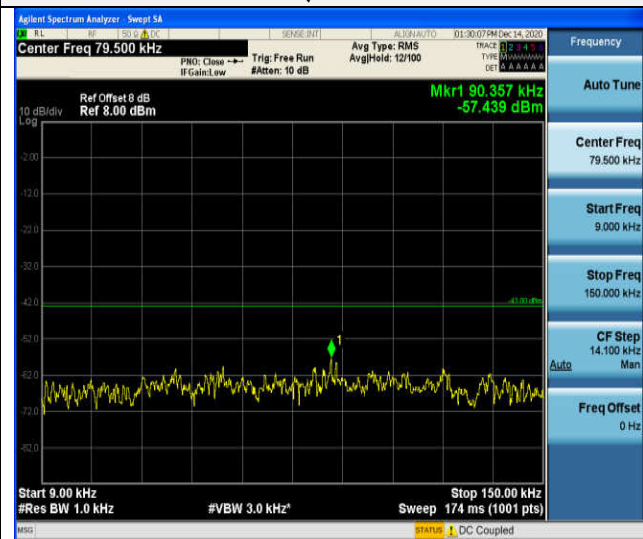
<p>30MHz~26.5GHz 1RB#0</p>	<p>30MHz~26.5GHz 1RB#0</p>
--------------------------------	--------------------------------

LTE FDD Band 4-15MHz Channel Bandwidth

High Channel

QPSK

16QAM



9KHz~150KHz

9KHz~150KHz



150KHz~30MHz

150KHz~30MHz



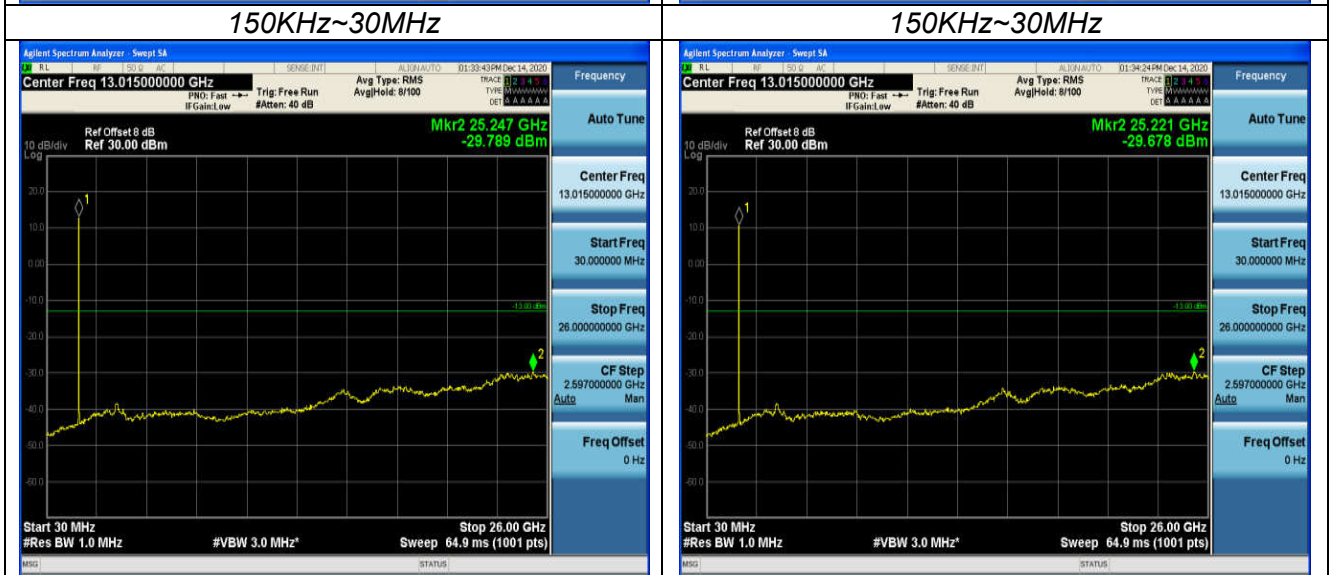
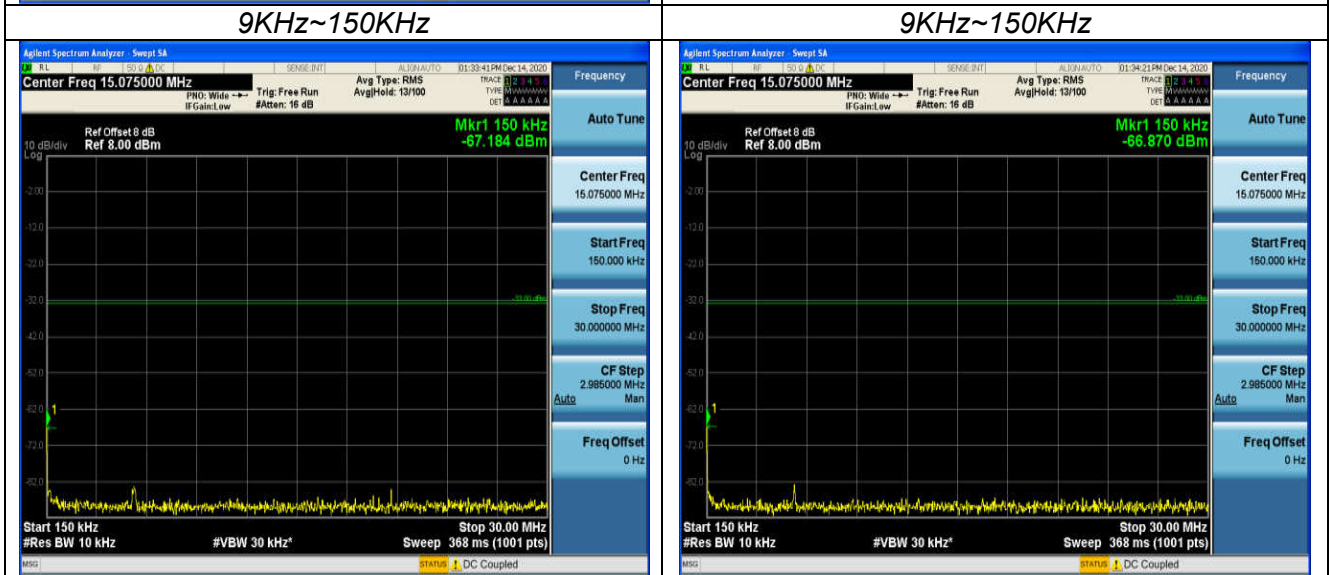
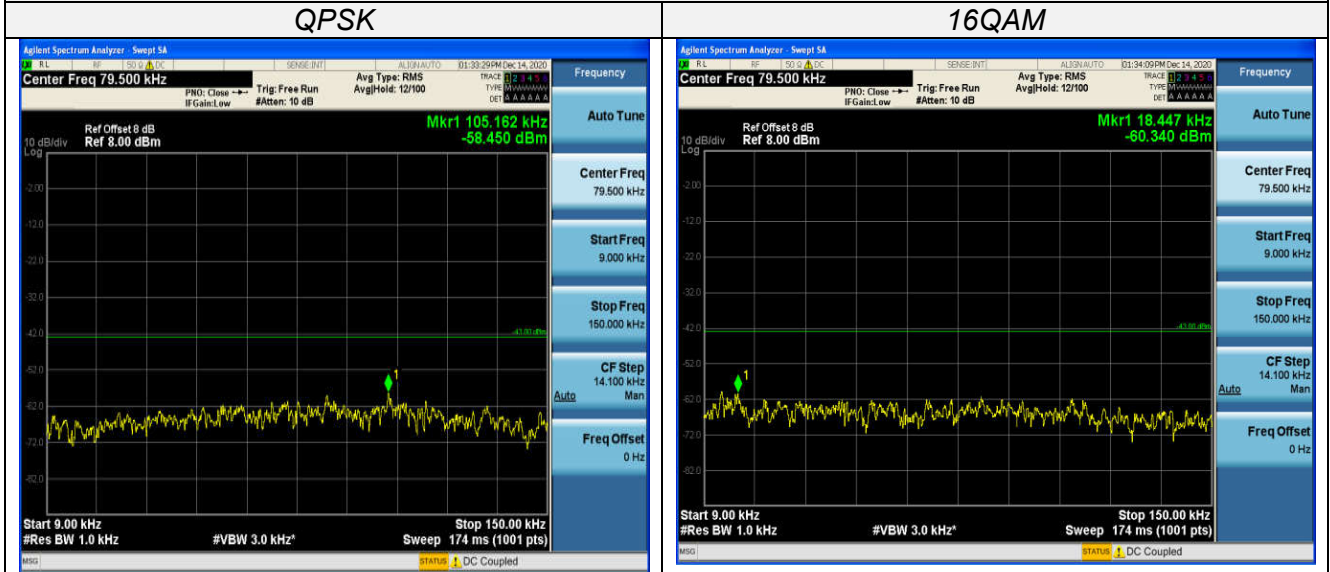
30MHz~26.5GHz

30MHz~26.5GHz

1RB#0

1RB#0

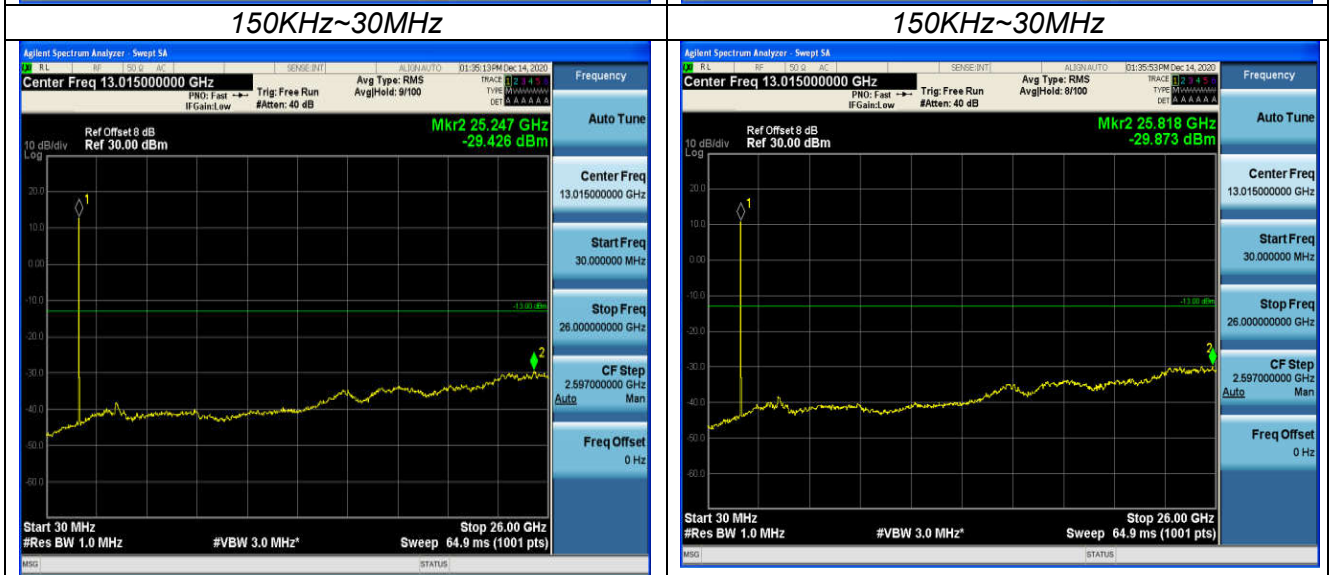
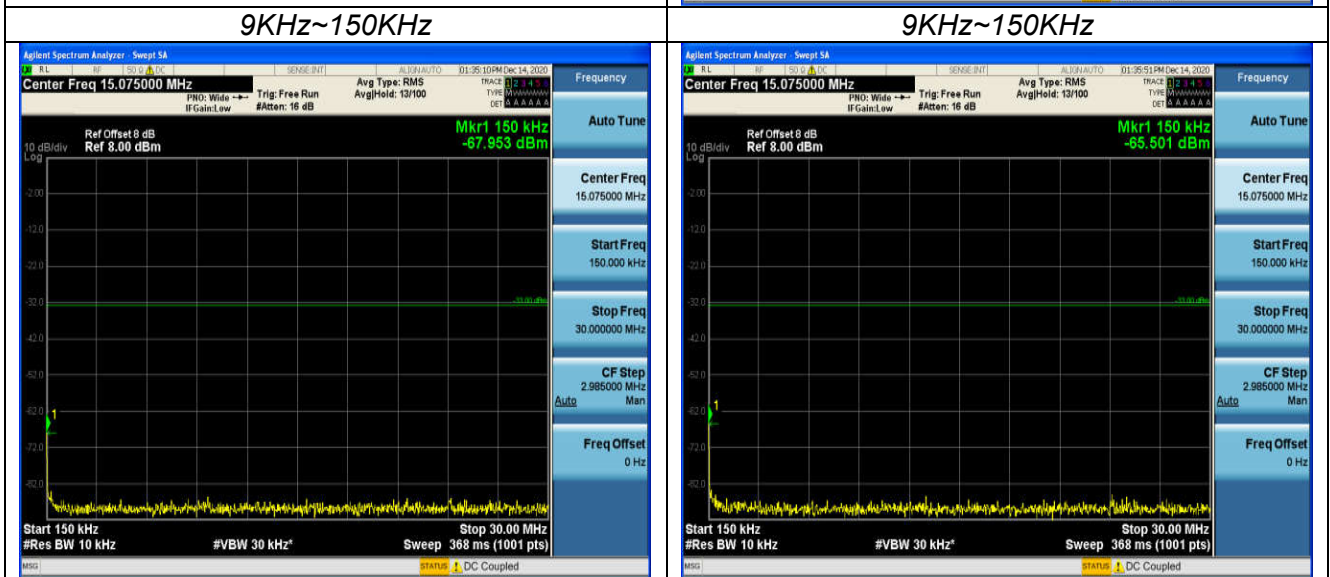
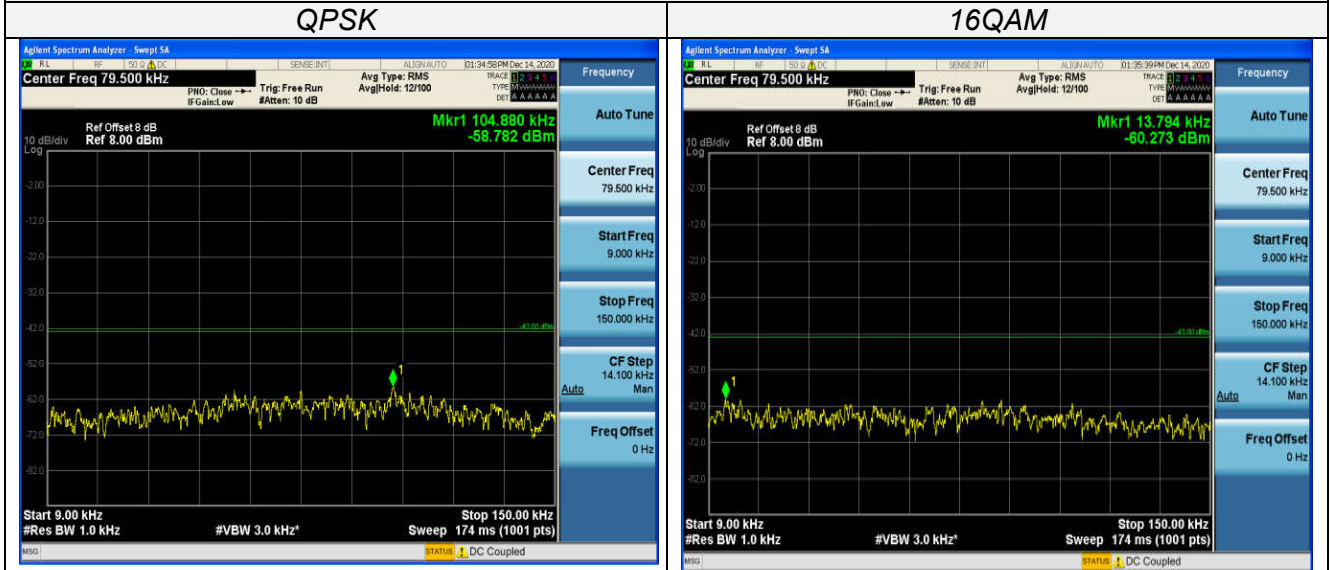
LTE FDD Band 4-20MHz Channel Bandwidth
Low Channel



30MHz~26.5GHz
1RB#0

30MHz~26.5GHz
1RB#0

LTE FDD Band 4-20MHz Channel Bandwidth
Middle Channel

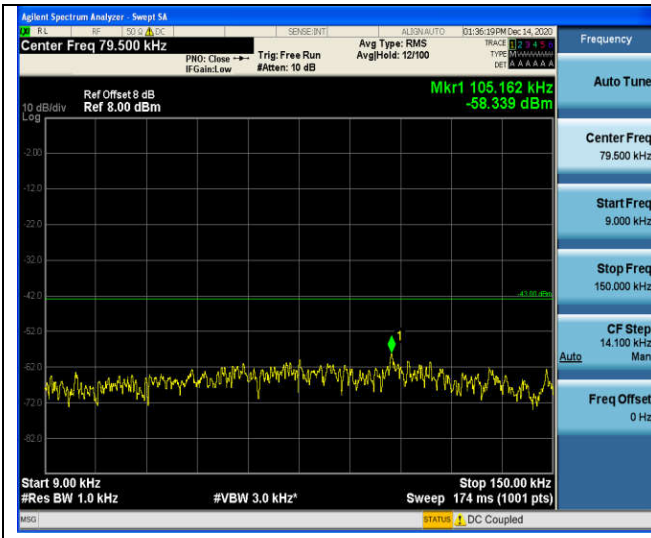


30MHz~26.5GHz
1RB#0

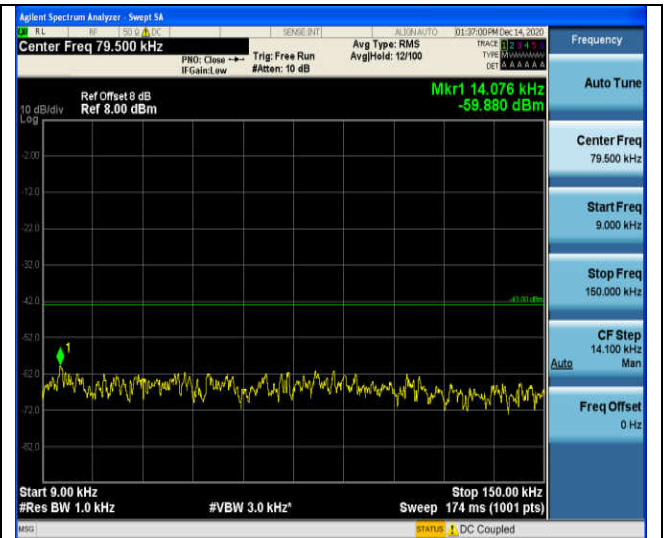
30MHz~26.5GHz
1RB#0

LTE FDD Band 4-20MHz Channel Bandwidth
High Channel

QPSK	16QAM
------	-------



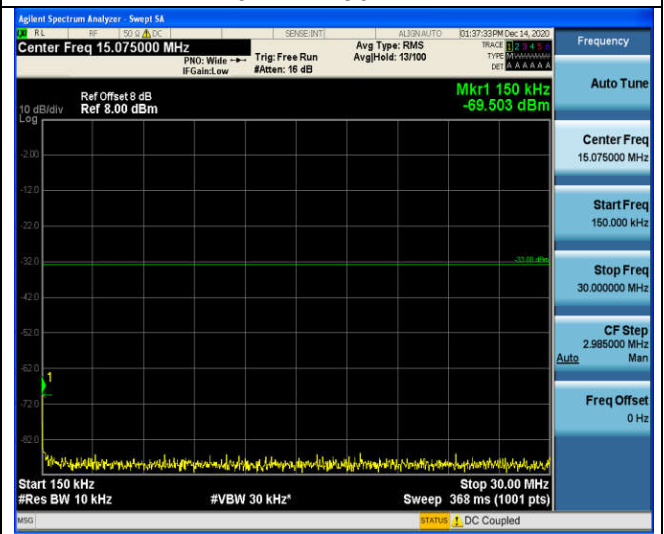
9KHz~150KHz



9KHz~150KHz



150KHz~30MHz



150KHz~30MHz



30MHz~26.5GHz

1RB#0



30MHz~26.5GHz

1RB#0

Radiated Measurement:*Remark:*

1. We were tested all RB Configuration refer 3GPP TS136 521 for each Channel Bandwidth of LTE FDD Band 4; recorded worst case for each Channel Bandwidth of LTE FDD Band 4 @ QPSK
2. $EIRP = P_{Mea}(dBm) - P_{cl}(dB) + G_a(dBi)$
3. We were not recorded other points as values lower than limits.
4. $Margin = Limit - EIRP$

LTE FDD Band 4 Channel Bandwidth 1.4MHz_QPSK_Low Channel

Frequency (MHz)	P _{Mea} (dBm)	P _{cl} (dB)	Distance (m)	G _a Antenna Gain(dB)	Peak EIRP (dBm)	Limit (dBm)	Margin (dB)	Polarization
3421.4	-35.24	4.02	3.00	12.50	-26.76	-13.00	13.76	H
5132.1	-41.75	5.11	3.00	13.38	-33.48	-13.00	20.48	H
3421.4	-33.42	4.02	3.00	12.50	-24.94	-13.00	11.94	V
5132.1	-39.02	5.11	3.00	13.38	-30.75	-13.00	17.75	V

LTE FDD Band 4 Channel Bandwidth 1.4MHz_QPSK_Middle Channel

Frequency (MHz)	P _{Mea} (dBm)	P _{cl} (dB)	Distance (m)	G _a Antenna Gain(dB)	EIRP (dBm)	Limit (dBm)	Margin (dB)	Polarization
3465.0	-38.98	4.02	3.00	12.45	-30.55	-13.00	17.55	H
5197.5	-39.31	5.11	3.00	13.38	-31.04	-13.00	18.04	H
3465.0	-37.37	4.02	3.00	12.45	-28.94	-13.00	15.94	V
5197.5	-37.15	5.11	3.00	13.38	-28.88	-13.00	15.88	V

LTE FDD Band 4 Channel Bandwidth 1.4MHz_QPSK_High Channel

Frequency (MHz)	P _{Mea} (dBm)	P _{cl} (dB)	Distance (m)	G _a Antenna Gain(dB)	EIRP (dBm)	Limit (dBm)	Margin (dB)	Polarization
3508.6	-36.44	4.02	3.00	12.21	-28.25	-13.00	15.25	H
5262.9	-41.07	5.11	3.00	13.26	-32.92	-13.00	19.92	H
3508.6	-33.92	4.02	3.00	12.21	-25.73	-13.00	12.73	V
5262.9	-39.28	5.11	3.00	13.26	-31.13	-13.00	18.13	V

LTE FDD Band 4 Channel Bandwidth 3MHz_QPSK_Low Channel

Frequency (MHz)	P _{Mea} (dBm)	P _{cl} (dB)	Distance (m)	G _a Antenna Gain(dB)	Peak EIRP (dBm)	Limit (dBm)	Margin (dB)	Polarization
3423.0	-39.06	4.02	3.00	12.50	-30.58	-13.00	17.58	H
5134.5	-41.27	5.11	3.00	13.38	-33.00	-13.00	20.00	H
3423.0	-36.66	4.02	3.00	12.50	-28.18	-13.00	15.18	V
5134.5	-39.10	5.11	3.00	13.38	-30.83	-13.00	17.83	V

LTE FDD Band 4 Channel Bandwidth 3MHz_QPSK_Middle Channel

Frequency (MHz)	P _{Mea} (dBm)	P _{cl} (dB)	Distance (m)	G _a Antenna Gain(dB)	EIRP (dBm)	Limit (dBm)	Margin (dB)	Polarization
3465.0	-38.87	4.02	3.00	12.45	-30.44	-13.00	17.44	H
5197.5	-45.90	5.11	3.00	13.38	-37.63	-13.00	24.63	H
3465.0	-36.51	4.02	3.00	12.45	-28.08	-13.00	15.08	V
5197.5	-43.37	5.11	3.00	13.38	-35.10	-13.00	22.10	V

LTE FDD Band 4 Channel Bandwidth 3MHz_QPSK_High Channel

Frequency (MHz)	P _{Mea} (dBm)	P _{cl} (dB)	Distance (m)	G _a Antenna Gain(dB)	EIRP (dBm)	Limit (dBm)	Margin (dB)	Polarization
3507.0	-37.29	4.02	3.00	12.21	-29.10	-13.00	16.10	H
5260.5	-46.12	5.11	3.00	13.26	-37.97	-13.00	24.97	H
3507.0	-35.68	4.02	3.00	12.21	-27.49	-13.00	14.49	V
5260.5	-43.41	5.11	3.00	13.26	-35.26	-13.00	22.26	V

LTE FDD Band 4 Channel Bandwidth 5MHz_QPSK_Low Channel

Frequency (MHz)	P _{Mea} (dBm)	P _{cl} (dB)	Distance (m)	G _a Antenna Gain(dB)	Peak EIRP (dBm)	Limit (dBm)	Margin (dB)	Polarization
3425.0	-35.19	4.02	3.00	12.50	-26.71	-13.00	13.71	H
5137.5	-41.46	5.11	3.00	13.38	-33.19	-13.00	20.19	H
3425.0	-32.71	4.02	3.00	12.50	-24.23	-13.00	11.23	V
5137.5	-39.15	5.11	3.00	13.38	-30.88	-13.00	17.88	V

LTE FDD Band 4 Channel Bandwidth 5MHz_QPSK_Middle Channel

Frequency (MHz)	P _{Mea} (dBm)	P _{cl} (dB)	Distance (m)	G _a Antenna Gain(dB)	EIRP (dBm)	Limit (dBm)	Margin (dB)	Polarization
3465.0	-36.93	4.02	3.00	12.45	-28.50	-13.00	15.50	H
5197.5	-42.90	5.11	3.00	13.38	-34.63	-13.00	21.63	H
3465.0	-34.78	4.02	3.00	12.45	-26.35	-13.00	13.35	V
5197.5	-40.32	5.11	3.00	13.38	-32.05	-13.00	19.05	V

LTE FDD Band 4 Channel Bandwidth 5MHz_QPSK_High Channel

Frequency (MHz)	P _{Mea} (dBm)	P _{cl} (dB)	Distance (m)	G _a Antenna Gain(dB)	EIRP (dBm)	Limit (dBm)	Margin (dB)	Polarization
3505.0	-36.64	4.02	3.00	12.21	-28.45	-13.00	15.45	H
5257.5	-42.01	5.11	3.00	13.26	-33.86	-13.00	20.86	H
3505.0	-33.91	4.02	3.00	12.21	-25.72	-13.00	12.72	V
5257.5	-39.24	5.11	3.00	13.26	-31.09	-13.00	18.09	V

LTE FDD Band 4 Channel Bandwidth 10MHz_QPSK_Low Channel

Frequency (MHz)	P _{Mea} (dBm)	P _{cl} (dB)	Distance (m)	G _a Antenna Gain(dB)	Peak EIRP (dBm)	Limit (dBm)	Margin (dB)	Polarization
3430.0	-35.98	4.02	3.00	12.50	-27.50	-13.00	14.50	H
5145.0	-43.35	5.11	3.00	13.38	-35.08	-13.00	22.08	H
3430.0	-34.18	4.02	3.00	12.50	-25.70	-13.00	12.70	V
5145.0	-41.74	5.11	3.00	13.38	-33.47	-13.00	20.47	V

LTE FDD Band 4 Channel Bandwidth 10MHz_QPSK_Middle Channel

Frequency (MHz)	P _{Mea} (dBm)	P _{cl} (dB)	Distance (m)	G _a Antenna Gain(dB)	EIRP (dBm)	Limit (dBm)	Margin (dB)	Polarization
3465.0	-35.06	4.02	3.00	12.45	-26.63	-13.00	13.63	H
5197.5	-45.37	5.11	3.00	13.38	-37.10	-13.00	24.10	H
3465.0	-32.62	4.02	3.00	12.45	-24.19	-13.00	11.19	V
5197.5	-43.57	5.11	3.00	13.38	-35.30	-13.00	22.30	V

LTE FDD Band 4 Channel Bandwidth 10MHz_QPSK_High Channel

Frequency (MHz)	P _{Mea} (dBm)	P _{cl} (dB)	Distance (m)	G _a Antenna Gain(dB)	EIRP (dBm)	Limit (dBm)	Margin (dB)	Polarization
3500.0	-37.32	4.02	3.00	12.21	-29.13	-13.00	16.13	H
5250.0	-43.83	5.11	3.00	13.26	-35.68	-13.00	22.68	H
3500.0	-35.14	4.02	3.00	12.21	-26.95	-13.00	13.95	V
5250.0	-42.31	5.11	3.00	13.26	-34.16	-13.00	21.16	V

LTE FDD Band 4 Channel Bandwidth 15MHz_QPSK_Low Channel

Frequency (MHz)	P _{Mea} (dBm)	P _{cl} (dB)	Distance (m)	G _a Antenna Gain(dB)	Peak EIRP (dBm)	Limit (dBm)	Margin (dB)	Polarization
3435.0	-36.28	4.02	3.00	12.50	-27.80	-13.00	14.80	H
5152.5	-44.58	5.11	3.00	13.38	-36.31	-13.00	23.31	H
3435.0	-34.75	4.02	3.00	12.50	-26.27	-13.00	13.27	V
5152.5	-42.90	5.11	3.00	13.38	-34.63	-13.00	21.63	V

LTE FDD Band 4 Channel Bandwidth 15MHz_QPSK_Middle Channel

Frequency (MHz)	P _{Mea} (dBm)	P _{cl} (dB)	Distance (m)	G _a Antenna Gain(dB)	EIRP (dBm)	Limit (dBm)	Margin (dB)	Polarization
3465.0	-38.04	4.02	3.00	12.45	-29.61	-13.00	16.61	H
5197.5	-44.45	5.11	3.00	13.38	-36.18	-13.00	23.18	H
3465.0	-35.90	4.02	3.00	12.45	-27.47	-13.00	14.47	V
5197.5	-41.79	5.11	3.00	13.38	-33.52	-13.00	20.52	V

LTE FDD Band 4 Channel Bandwidth 15MHz_QPSK_High Channel

Frequency (MHz)	P _{Mea} (dBm)	P _{cl} (dB)	Distance (m)	G _a Antenna Gain(dB)	EIRP (dBm)	Limit (dBm)	Margin (dB)	Polarization
3495.0	-38.31	4.02	3.00	12.21	-30.12	-13.00	17.12	H
5242.5	-44.97	5.11	3.00	13.26	-36.82	-13.00	23.82	H
3495.0	-35.56	4.02	3.00	12.21	-27.37	-13.00	14.37	V
5242.5	-42.69	5.11	3.00	13.26	-34.54	-13.00	21.54	V

LTE FDD Band 4 Channel Bandwidth 20MHz_QPSK_Low Channel

Frequency (MHz)	P _{Mea} (dBm)	P _{cl} (dB)	Distance (m)	G _a Antenna Gain(dB)	Peak EIRP (dBm)	Limit (dBm)	Margin (dB)	Polarization
3440.0	-36.46	4.02	3.00	12.50	-27.98	-13.00	14.98	H
5160.0	-41.60	5.11	3.00	13.38	-33.33	-13.00	20.33	H
3440.0	-33.83	4.02	3.00	12.50	-25.35	-13.00	12.35	V
5160.0	-39.51	5.11	3.00	13.38	-31.24	-13.00	18.24	V

LTE FDD Band 4 Channel Bandwidth 20MHz_QPSK_Middle Channel

Frequency (MHz)	P _{Mea} (dBm)	P _{cl} (dB)	Distance (m)	G _a Antenna Gain(dB)	EIRP (dBm)	Limit (dBm)	Margin (dB)	Polarization
3465.0	-39.14	4.02	3.00	12.45	-30.71	-13.00	17.71	H
5197.5	-40.19	5.11	3.00	13.38	-31.92	-13.00	18.92	H
3465.0	-37.55	4.02	3.00	12.45	-29.12	-13.00	16.12	V
5197.5	-37.44	5.11	3.00	13.38	-29.17	-13.00	16.17	V

LTE FDD Band 4 Channel Bandwidth 20MHz QPSK High Channel

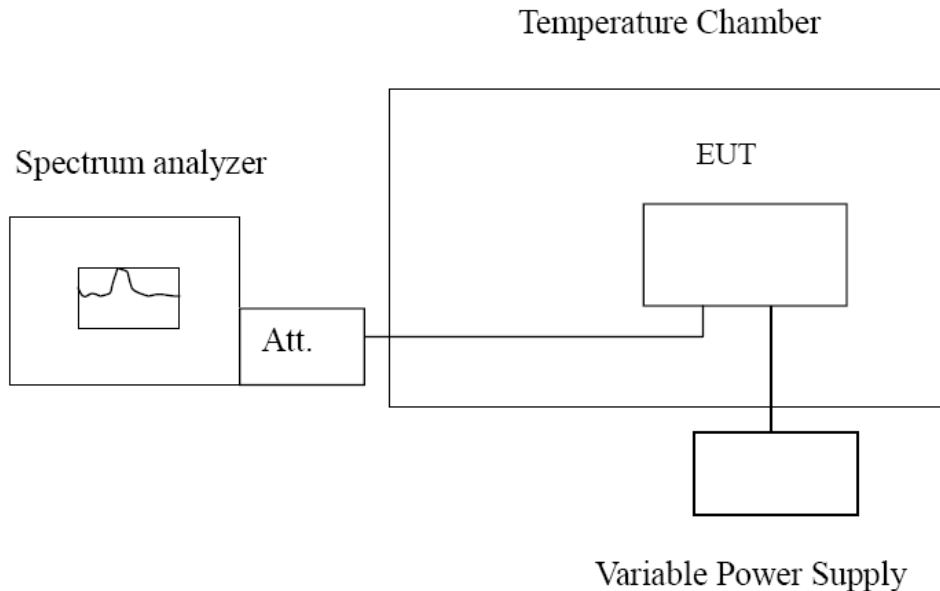
Frequency (MHz)	P _{Mea} (dBm)	P _{cl} (dB)	Distance (m)	G _a Antenna Gain(dB)	EIRP (dBm)	Limit (dBm)	Margin (dB)	Polarization
3490.0	-38.88	4.02	3.00	12.21	-30.69	-13.00	17.69	H
5235.0	-44.98	5.11	3.00	13.26	-36.83	-13.00	23.83	H
3490.0	-37.26	4.02	3.00	12.21	-29.07	-13.00	16.07	V
5235.0	-43.16	5.11	3.00	13.26	-35.01	-13.00	22.01	V

3.6 Frequency Stability under Temperature & Voltage Variations

LIMIT

According to §27.54, §2.1055 requirement, the frequency stability shall be sufficient to ensure that the fundamental emissions stay within the authorized bands of operation and should not exceed 2.5ppm.

TEST CONFIGURATION



TEST PROCEDURE

The EUT was setup according to EIA/TIA 603D

Frequency Stability under Temperature Variations:

In order to measure the carrier frequency under the condition of AFC lock, it is necessary to make measurements with the EUT in a "call mode". This is accomplished with the use of R&S CMW500 DIGITAL RADIO COMMUNICATION TESTER.

1. Measure the carrier frequency at room temperature.
2. Subject the EUT to overnight soak at -30°C.
3. With the EUT, powered via nominal voltage, connected to the CMW500 and in a simulated call on middle channel for LTE band 4, measure the carrier frequency. These measurements should be made within 2 minutes of Powering up the EUT, to prevent significant self-warming.
4. Repeat the above measurements at 10°C increments from -30°C to +50°C. Allow at least 1.5 hours at each temperature, unpowered, before making measurements.
5. Re-measure carrier frequency at room temperature with nominal voltage. Vary supply voltage from minimum voltage to maximum voltage, in 0.1Volt increments re-measuring carrier frequency at each voltage. Pause at nominal voltage for 1.5 hours unpowered, to allow any self heating to stabilize, before continuing.
6. Subject the EUT to overnight soak at +50°C.
7. With the EUT, powered via nominal voltage, connected to the CMW500 and in a simulated call on the centre channel, measure the carrier frequency. These measurements should be made within 2 minutes of Powering up the EUT, to prevent significant self-warming.
8. Repeat the above measurements at 10 °C increments from +50°C to -30°C. Allow at least 1.5 hours at each temperature, unpowered, before making measurements
9. At all temperature levels hold the temperature to +/- 0.5°C during the measurement procedure.

Frequency Stability under Voltage Variations:

Set chamber temperature to 20°C. Use a variable AC power supply / DC power source to power the EUT and set the voltage to rated voltage. Set the spectrum analyzer RBW low enough to obtain the desired frequency resolution and recorded the frequency.

Reduce the input voltage to specify extreme voltage variation ($\pm 15\%$) and endpoint, record the

maximum frequency change.

TEST RESULTS

Remark:

1. We tested all RB Configuration refer 3GPP TS136 521 for each Channel Bandwidth of LTE FDD Band 4; recorded worst case.

LTE Band 4, 1.4MHz bandwidth (worst case of all bandwidths)

Frequency Error vs Voltage

Voltage (V)	Frequency error (Hz)		Frequency error (ppm)		Limit (ppm)
	QPSK	16QAM	QPSK	16QAM	
3.80	5.25	7.35	0.00303	0.00424	2.50
4.37	-3.43	1.66	-0.00198	0.00096	2.50
3.23	4.41	7.80	0.00255	0.00450	2.50

Frequency Error vs Temperature

Temperature (°C)	Frequency error (Hz)		Frequency error (ppm)		Limit (ppm)
	QPSK	16QAM	QPSK	16QAM	
-30°	-0.90	-2.63	-0.00052	-0.00152	2.50
-20°	-6.53	0.61	-0.00377	0.00035	2.50
-10°	8.40	-2.70	0.00485	-0.00156	2.50
0°	4.65	9.98	0.00268	0.00576	2.50
10°	-3.21	-5.09	-0.00185	-0.00294	2.50
20°	-9.00	7.50	-0.00519	0.00433	2.50
30°	-1.26	3.18	-0.00073	0.00184	2.50
40°	-3.74	-0.40	-0.00216	-0.00023	2.50
50°	7.24	7.67	0.00418	0.00443	2.50

4 Test Setup Photos of the EUT



5 Photos of the EUT

Reference to the test report No. GTS20201218008-1-1

***** End of Report *****