

## Appendix A: Effective (Isotropic) Radiated Power Output Data

### Test Result(WCDMA)

Band	Type	Channel	Conducted Power (dBm)	ERP/EIRP (dBm)	ERP/EIRP Limit (dBm)	Verdict
Band2	TestMode	9262	22.52	22.35	33.01	PASS
Band2	TestMode	9400	22.59	22.42	33.01	PASS
Band2	TestMode	9538	22.85	22.68	33.01	PASS
Band4	TestMode	1312	21.11	23.54	30.00	PASS
Band4	TestMode	1413	21.95	24.38	30.00	PASS
Band4	TestMode	1513	21.84	24.27	30.00	PASS
Band5	TestMode	4132	23.05	19.38	38.45	PASS
Band5	TestMode	4183	23.24	19.57	38.45	PASS
Band5	TestMode	4233	22.61	18.94	38.45	PASS

### Test Result(HSDPA)

Band	Channel	SubTest	Conducted Power (dBm)	ERP/EIRP (dBm)	ERP/EIRP Limit (dBm)	Verdict
Band2	9262	1	23.11	22.94	33.01	PASS
Band2	9262	2	22.98	22.81	33.01	PASS
Band2	9262	3	21.48	21.31	33.01	PASS
Band2	9262	4	21.48	21.31	33.01	PASS
Band2	9400	1	23.03	22.86	33.01	PASS
Band2	9400	2	22.83	22.66	33.01	PASS
Band2	9400	3	21.57	21.4	33.01	PASS
Band2	9400	4	21.56	21.39	33.01	PASS
Band2	9538	1	22.92	22.75	33.01	PASS
Band2	9538	2	22.72	22.55	33.01	PASS
Band2	9538	3	21.37	21.2	33.01	PASS
Band2	9538	4	21.44	21.27	33.01	PASS
Band4	1312	1	21.70	24.13	30.00	PASS
Band4	1312	2	21.67	24.1	30.00	PASS
Band4	1312	3	21.62	24.05	30.00	PASS
Band4	1312	4	21.59	24.02	30.00	PASS
Band4	1413	1	20.86	23.29	30.00	PASS
Band4	1413	2	20.97	23.4	30.00	PASS
Band4	1413	3	20.90	23.33	30.00	PASS
Band4	1413	4	20.91	23.34	30.00	PASS
Band4	1513	1	22.28	24.71	30.00	PASS

Band4	1513	2	22.13	24.56	30.00	PASS
Band4	1513	3	21.98	24.41	30.00	PASS
Band4	1513	4	21.97	24.4	30.00	PASS
Band5	4132	1	23.21	19.54	38.5	PASS
Band5	4132	2	22.59	18.92	38.5	PASS
Band5	4132	3	21.34	17.67	38.5	PASS
Band5	4132	4	21.32	17.65	38.5	PASS
Band5	4183	1	23.61	19.94	38.5	PASS
Band5	4183	2	22.99	19.32	38.5	PASS
Band5	4183	3	21.67	18	38.5	PASS
Band5	4183	4	21.68	18.01	38.5	PASS
Band5	4233	1	23.29	19.62	38.5	PASS
Band5	4233	2	22.39	18.72	38.5	PASS
Band5	4233	3	20.99	17.32	38.5	PASS
Band5	4233	4	21.01	17.34	38.5	PASS

**Test Result(HSUPA)**

Band	Channel	SubTest	Conducted Power (dBm)	ERP/EIRP (dBm)	ERP/EIRP Limit (dBm)	Verdict
Band2	9262	1	19.62	19.45	33.01	PASS
Band2	9262	2	20.26	20.09	33.01	PASS
Band2	9262	3	20.12	19.95	33.01	PASS
Band2	9262	4	20.31	20.14	33.01	PASS
Band2	9262	5	22.05	21.88	33.01	PASS
Band2	9400	1	20.16	19.99	33.01	PASS
Band2	9400	2	20.53	20.36	33.01	PASS
Band2	9400	3	20.34	20.17	33.01	PASS
Band2	9400	4	20.58	20.41	33.01	PASS
Band2	9400	5	22.19	22.02	33.01	PASS
Band2	9538	1	20.01	19.84	33.01	PASS
Band2	9538	2	20.36	20.19	33.01	PASS
Band2	9538	3	20.17	20	33.01	PASS
Band2	9538	4	20.38	20.21	33.01	PASS
Band2	9538	5	21.97	21.8	33.01	PASS
Band4	1312	1	21.61	24.04	30.00	PASS
Band4	1312	2	21.52	23.95	30.00	PASS
Band4	1312	3	21.38	23.81	30.00	PASS
Band4	1312	4	21.50	23.93	30.00	PASS
Band4	1312	5	21.74	24.17	30.00	PASS
Band4	1413	1	20.90	23.33	30.00	PASS
Band4	1413	2	20.96	23.39	30.00	PASS

Band4	1413	3	20.72	23.15	30.00	PASS
Band4	1413	4	21.02	23.45	30.00	PASS
Band4	1413	5	21.02	23.45	30.00	PASS
Band4	1513	1	22.23	24.66	30.00	PASS
Band4	1513	2	21.94	24.37	30.00	PASS
Band4	1513	3	21.95	24.38	30.00	PASS
Band4	1513	4	21.87	24.3	30.00	PASS
Band4	1513	5	22.23	24.66	30.00	PASS
Band5	4132	1	20.22	16.55	38.5	PASS
Band5	4132	2	20.63	16.96	38.5	PASS
Band5	4132	3	20.38	16.71	38.5	PASS
Band5	4132	4	20.16	16.49	38.5	PASS
Band5	4132	5	23.24	19.57	38.5	PASS
Band5	4183	1	21.11	17.44	38.5	PASS
Band5	4183	2	21.17	17.5	38.5	PASS
Band5	4183	3	20.92	17.25	38.5	PASS
Band5	4183	4	20.70	17.03	38.5	PASS
Band5	4183	5	23.71	20.04	38.5	PASS
Band5	4233	1	20.41	16.74	38.5	PASS
Band5	4233	2	20.53	16.86	38.5	PASS
Band5	4233	3	20.23	16.56	38.5	PASS
Band5	4233	4	20.04	16.37	38.5	PASS
Band5	4233	5	23.23	19.56	38.5	PASS

Remark:  $EIRP (dBm) = \text{Conducted power (dBm)} + \text{Antenna Gain (dBi)}$ . (For Band2)  
 $ERP (dBm) = EIRP (dBm) - 2.15 (dB)$ . (For Band5)

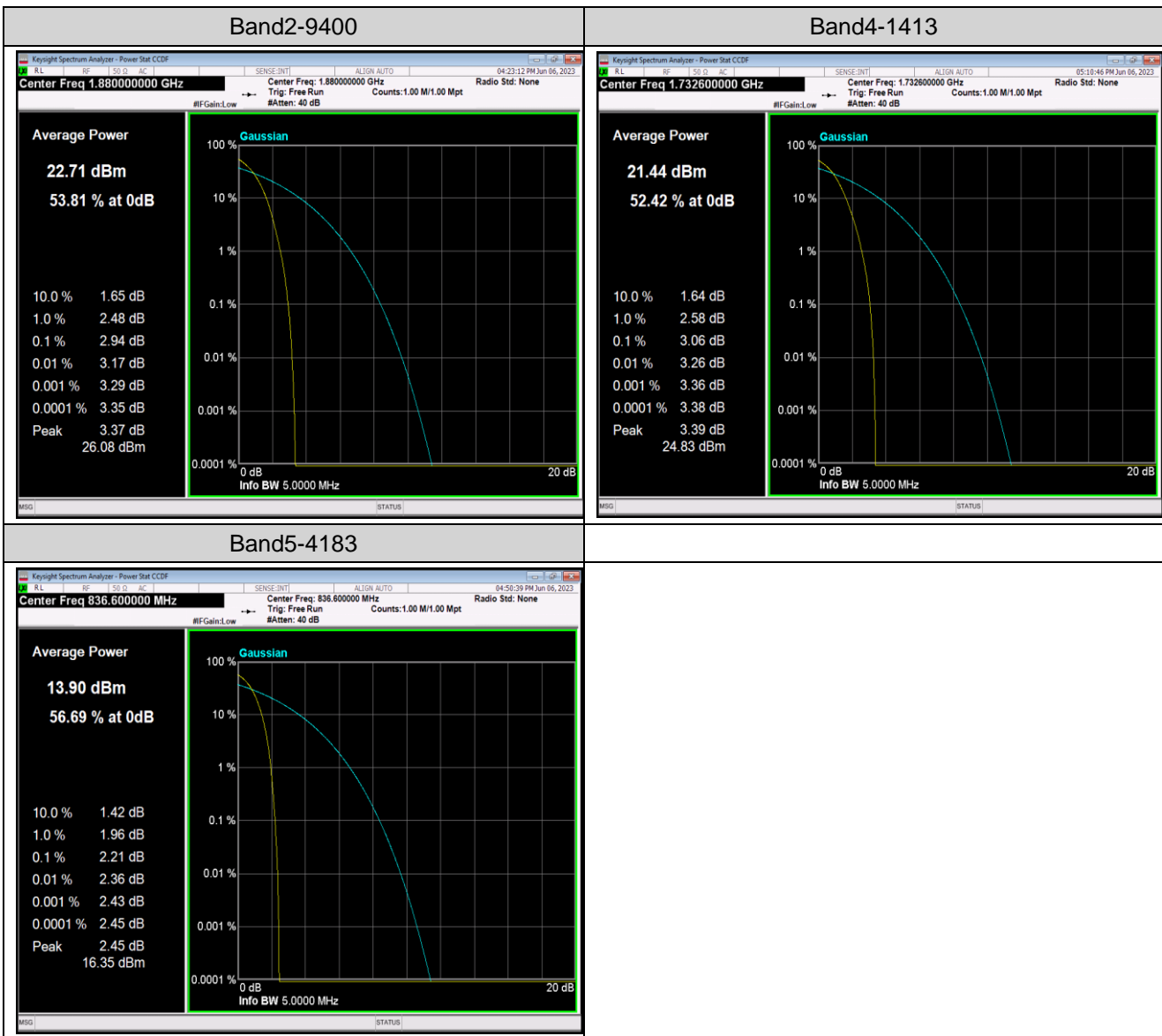
## AppendixB:Peak-to-Average Ratio

### Test Result(WCDMA)

Band	Channel	Peak-to-Average Ratio(dB)	Limit(dB)	Verdict
Band2	9400	2.94	13	PASS
Band4	1413	3.06	13	PASS
Band5	4183	2.21	13	PASS

Remark: All channel had been tested, but only the worst case data displayed in this report.

### Test Graphs(WCDMA)

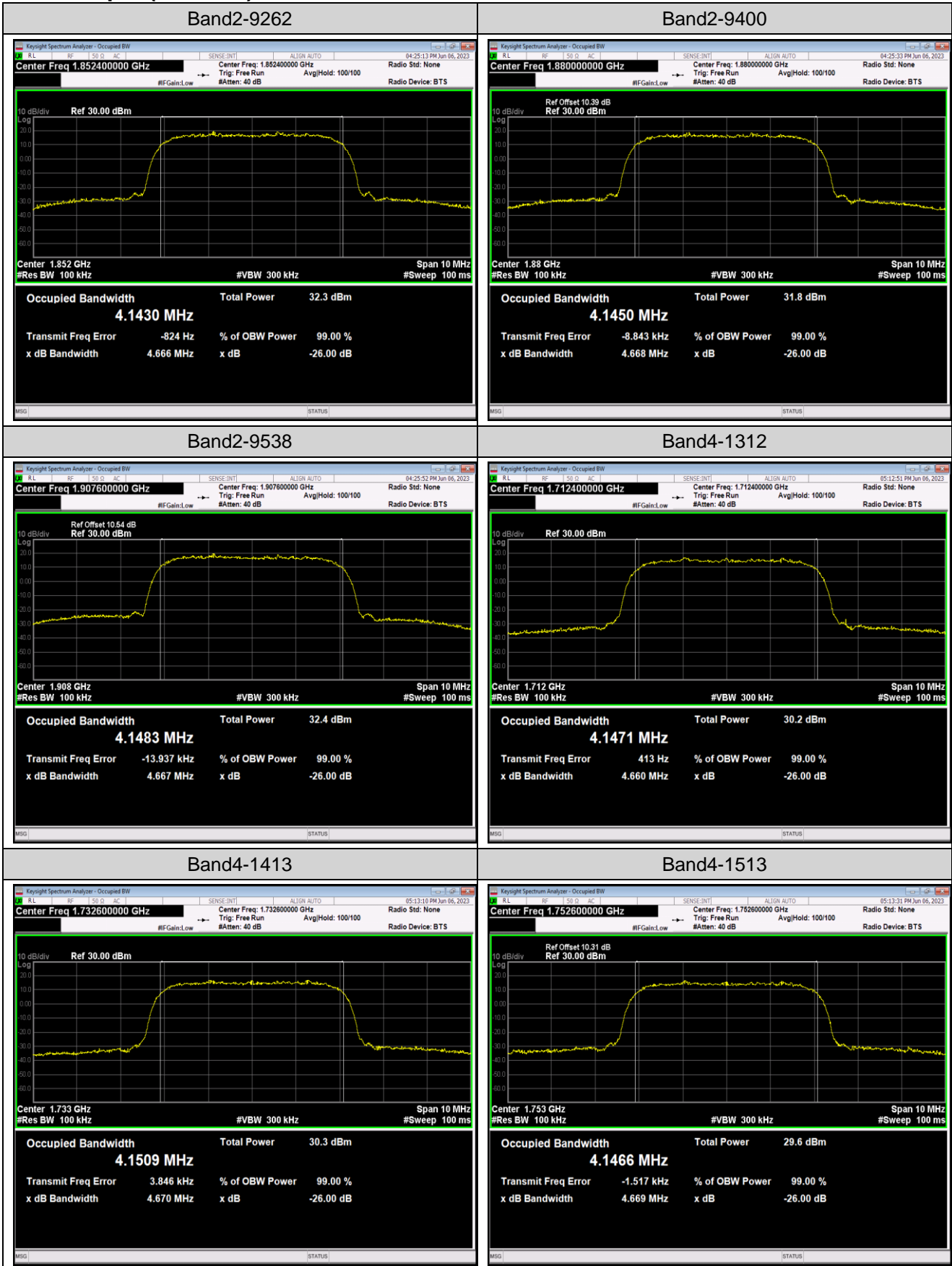


## AppendixC:26dB Bandwidth andOccupied Bandwidth

### Test Result(WCDMA)

Band	Channel	Occupied Bandwidth (MHz)	26dB Bandwidth (MHz)	Limit(kHz)	Verdict
Band2	9262	4.1430	4.666	---	PASS
Band2	9400	4.1450	4.668	---	PASS
Band2	9538	4.1483	4.667	---	PASS
Band4	1312	4.1471	4.660	---	PASS
Band4	1413	4.1509	4.670	---	PASS
Band4	1513	4.1466	4.669	---	PASS
Band5	4132	4.1799	4.723	---	PASS
Band5	4183	4.1767	4.761	---	PASS
Band5	4233	4.1441	4.658	---	PASS

Test Graphs(WCDMA)



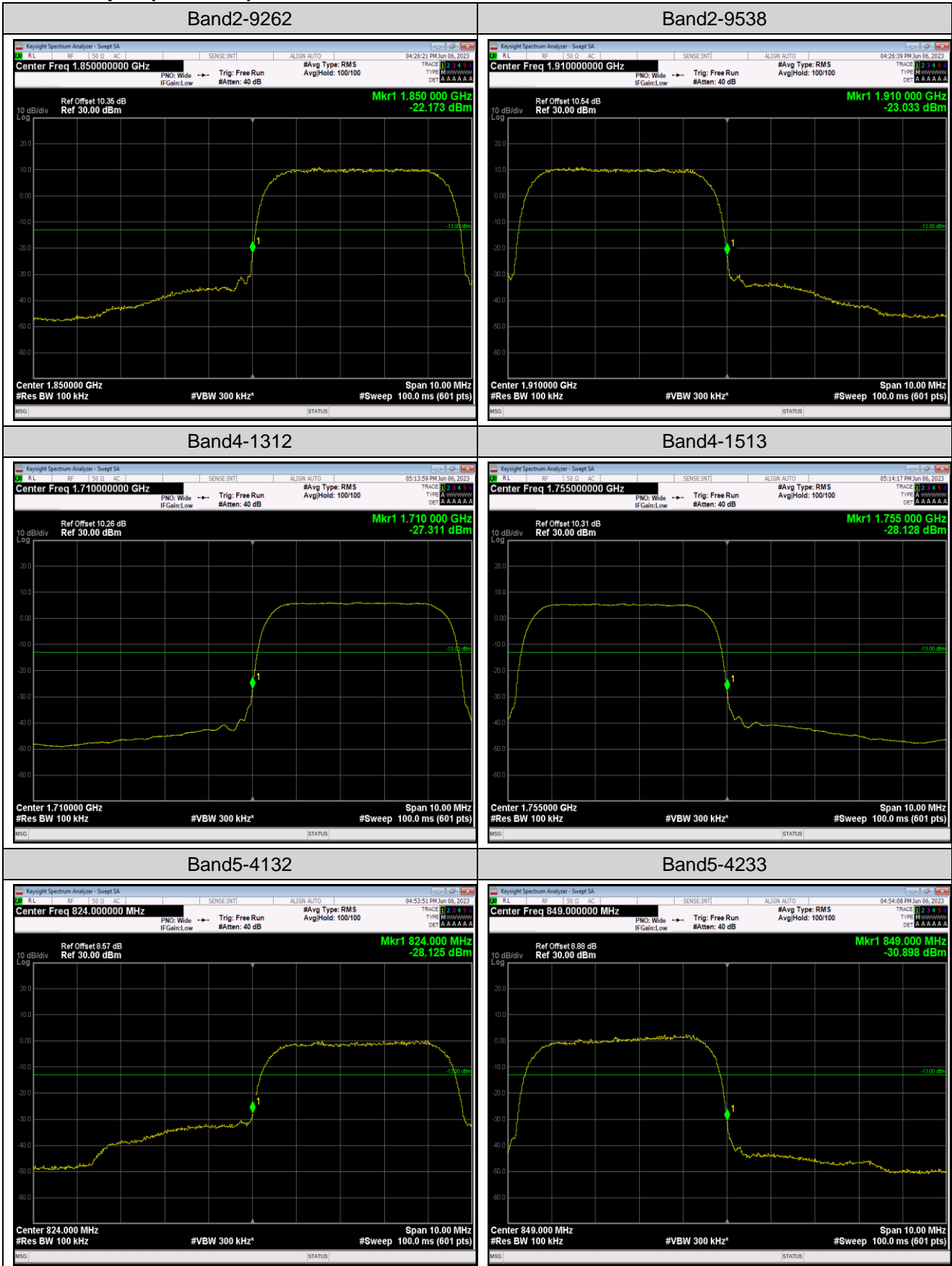


**AppendixD:Band Edge****Test Result(WCDMA)**

Band	Channel	Frequency (MHz)	Result (dBm)	Limit(dBm)	Verdict
Band2	9262	1850.00	-22.17	-13	PASS
Band2	9538	1910.00	-23.03	-13	PASS
Band4	1312	1710.00	-27.31	-13	PASS
Band4	1513	1755.00	-28.13	-13	PASS
Band5	4132	824.00	-28.13	-13	PASS
Band5	4233	849.00	-30.90	-13	PASS



Test Graphs(WCDMA)

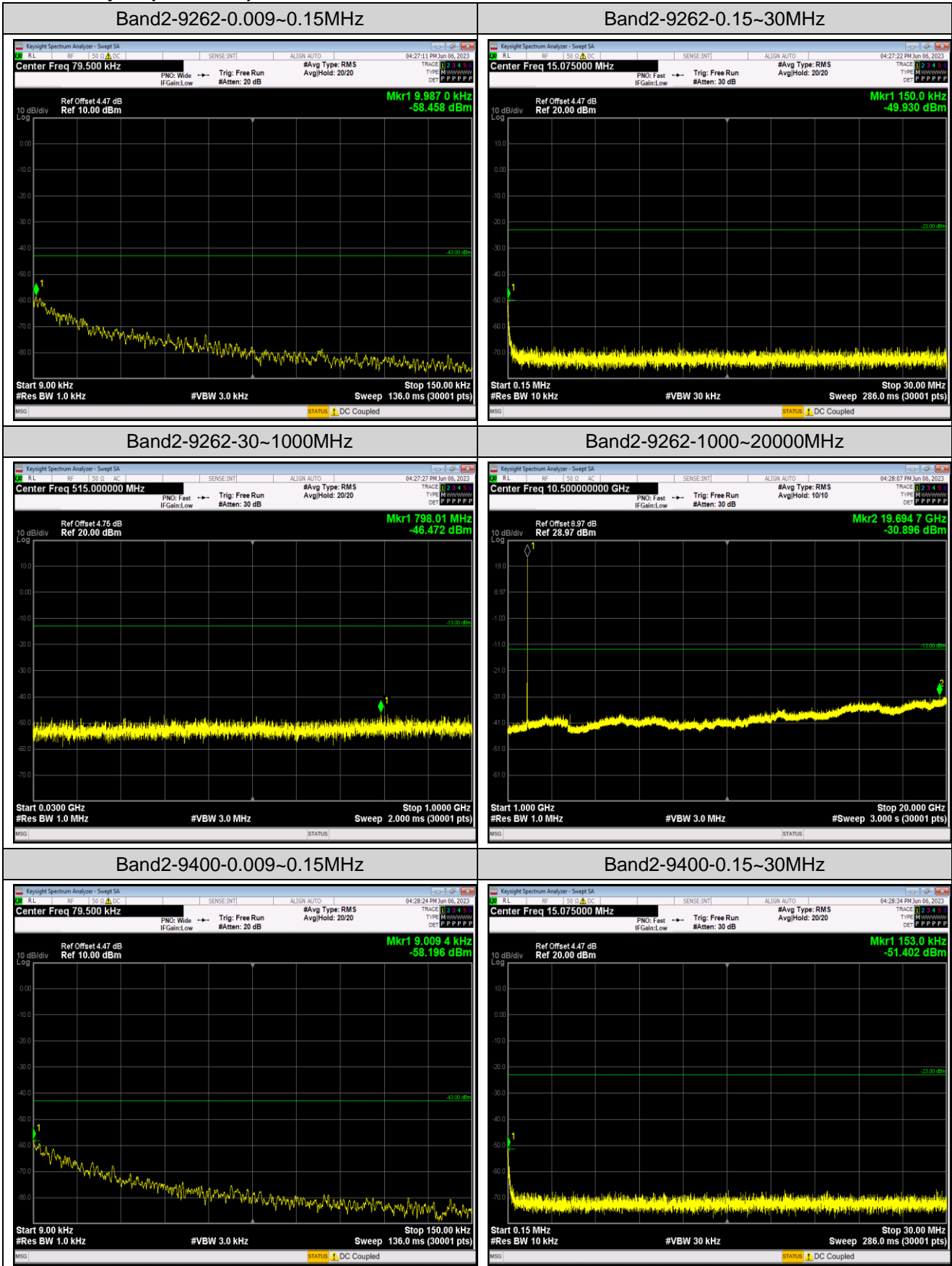


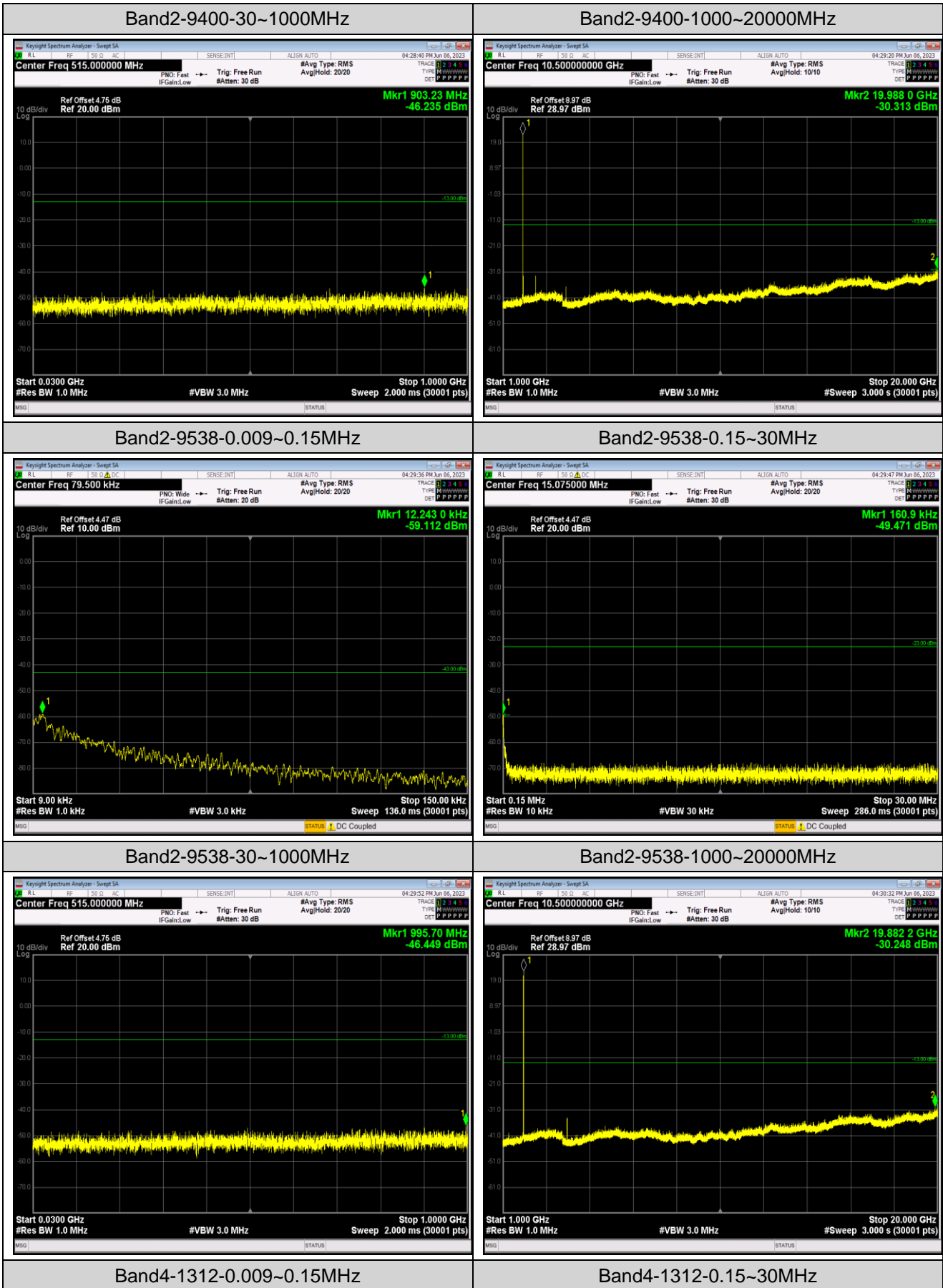
## Appendix E: Conducted Spurious Emission

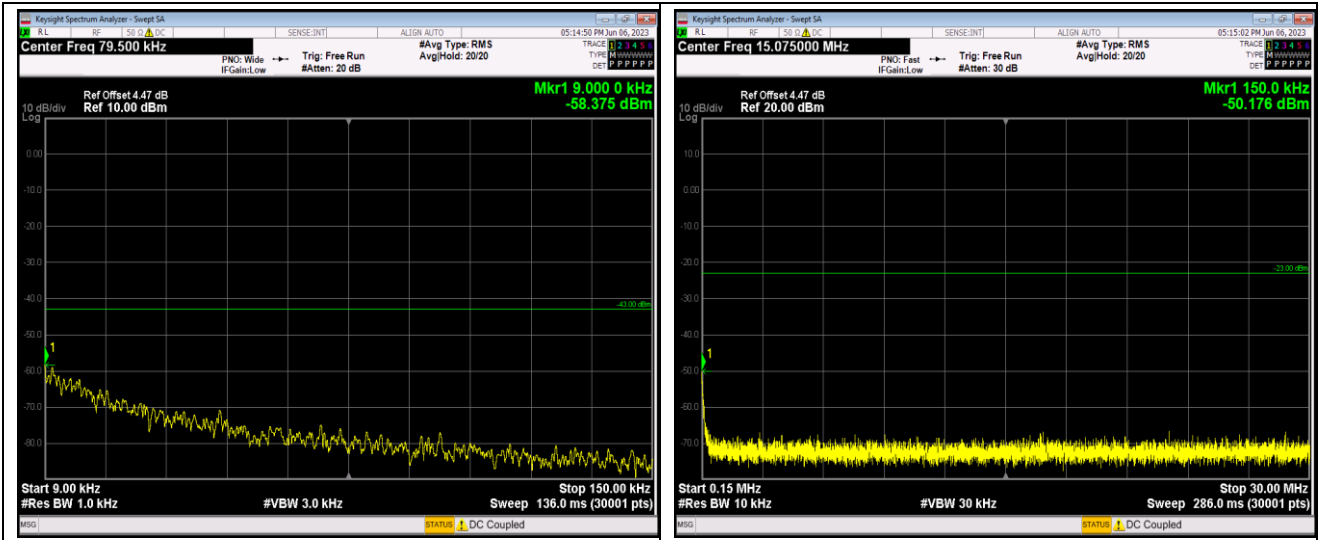
### Test Result(WCDMA)

Band	Channel	Frequency Range (Mhz)	Frequency (dBm)	Result (dBm)	Limit (dBm)	Verdict
Band2	9262	0.009~0.15MHz	0.01	-58.46	-43	PASS
Band2	9262	0.15~30MHz	0.15	-49.93	-23	PASS
Band2	9262	30~1000MHz	798.01	-46.47	-13	PASS
Band2	9262	1000~20000MHz	19694.73	-30.9	-13	PASS
Band2	9400	0.009~0.15MHz	0.01	-58.2	-43	PASS
Band2	9400	0.15~30MHz	0.15	-51.4	-23	PASS
Band2	9400	30~1000MHz	903.23	-46.24	-13	PASS
Band2	9400	1000~20000MHz	19987.97	-30.31	-13	PASS
Band2	9538	0.009~0.15MHz	0.01	-59.11	-43	PASS
Band2	9538	0.15~30MHz	0.16	-49.47	-23	PASS
Band2	9538	30~1000MHz	995.7	-46.45	-13	PASS
Band2	9538	1000~20000MHz	19882.2	-30.25	-13	PASS
Band4	1312	0.009~0.15MHz	0.01	-58.38	-43	PASS
Band4	1312	0.15~30MHz	0.15	-50.18	-23	PASS
Band4	1312	30~1000MHz	795.94	-46.18	-13	PASS
Band4	1312	1000~20000MHz	2437.03	-17.55	-13	PASS
Band4	1413	0.009~0.15MHz	0.01	-58.71	-43	PASS
Band4	1413	0.15~30MHz	0.15	-51.16	-23	PASS
Band4	1413	30~1000MHz	805.68	-46.94	-13	PASS
Band4	1413	1000~20000MHz	19961.37	-30.99	-13	PASS
Band4	1513	0.009~0.15MHz	0.01	-58.89	-43	PASS
Band4	1513	0.15~30MHz	0.15	-50.84	-23	PASS
Band4	1513	30~1000MHz	907.46	-45.28	-13	PASS
Band4	1513	1000~20000MHz	2438.3	-17.04	-13	PASS
Band5	4132	0.009~0.15MHz	0.01	-57.5	-33	PASS
Band5	4132	0.15~30MHz	0.15	-49.75	-13	PASS
Band5	4132	30~1000MHz	300.24	-56.6	-13	PASS
Band5	4132	1000~10000MHz	2435.5	-26.04	-13	PASS
Band5	4183	0.009~0.15MHz	0.01	-59.04	-33	PASS
Band5	4183	0.15~30MHz	0.15	-48.22	-13	PASS
Band5	4183	30~1000MHz	594.8	-55.44	-13	PASS
Band5	4183	1000~10000MHz	3406	-29.24	-13	PASS
Band5	4233	0.009~0.15MHz	0.01	-59.24	-33	PASS
Band5	4233	0.15~30MHz	0.16	-48.91	-13	PASS
Band5	4233	30~1000MHz	953.15	-55.91	-13	PASS
Band5	4233	1000~10000MHz	2435.8	-24.62	-13	PASS

Test Graphs(WCDMA)

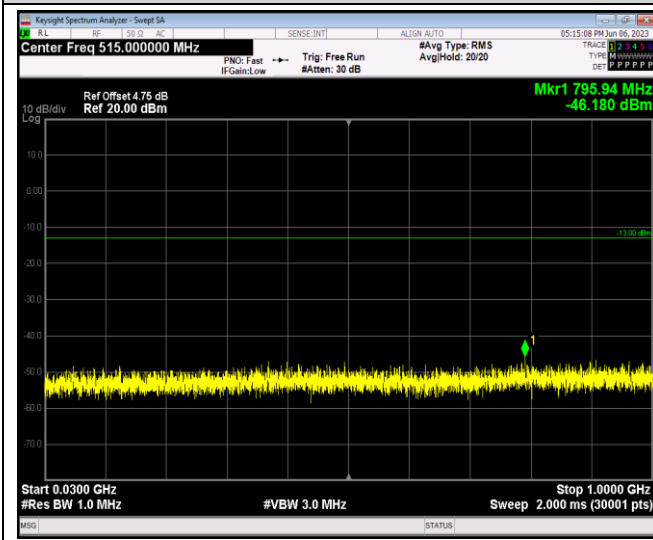




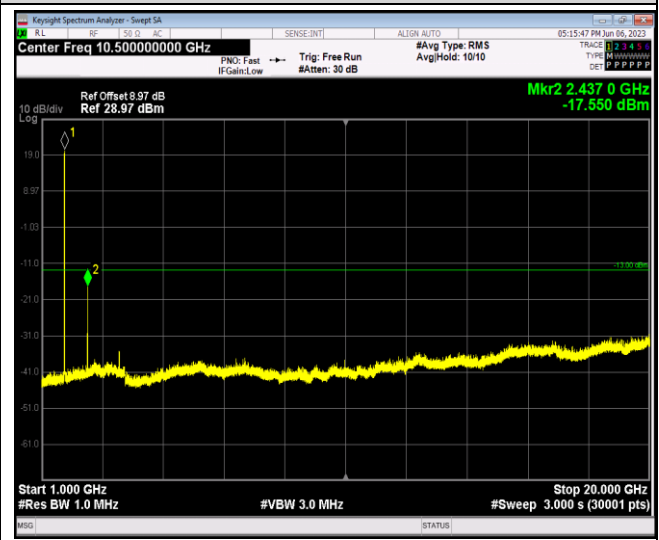


Band4-1312-30~1000MHz

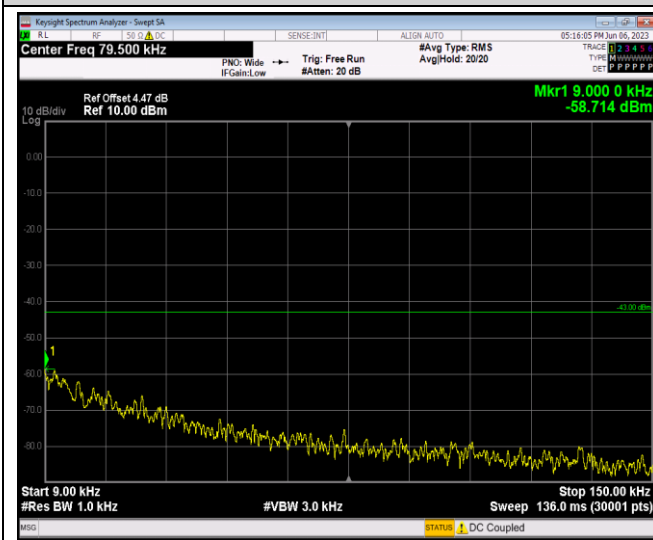
Band4-1312-1000~20000MHz



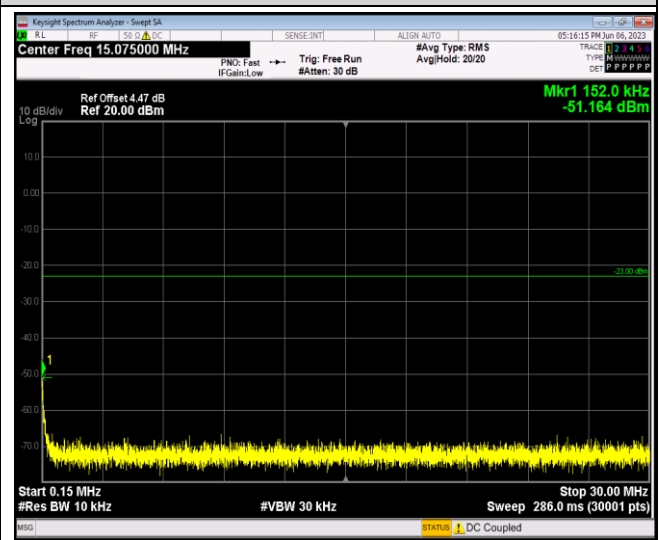
Band4-1413-0.009~0.15MHz



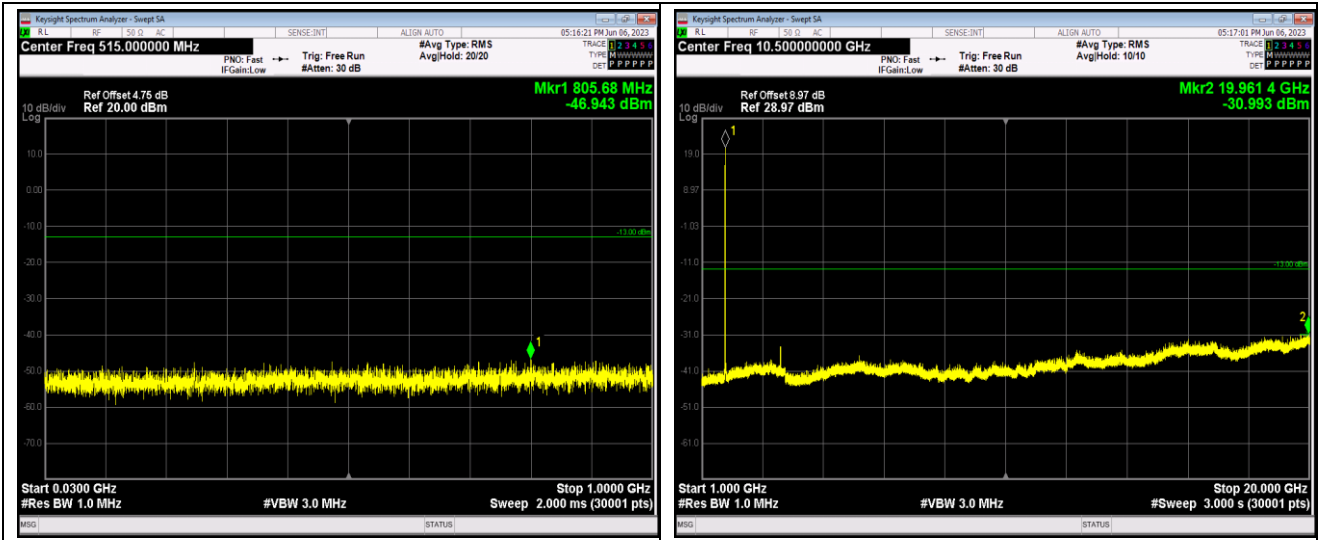
Band4-1413-0.15~30MHz



Band4-1413-30~1000MHz

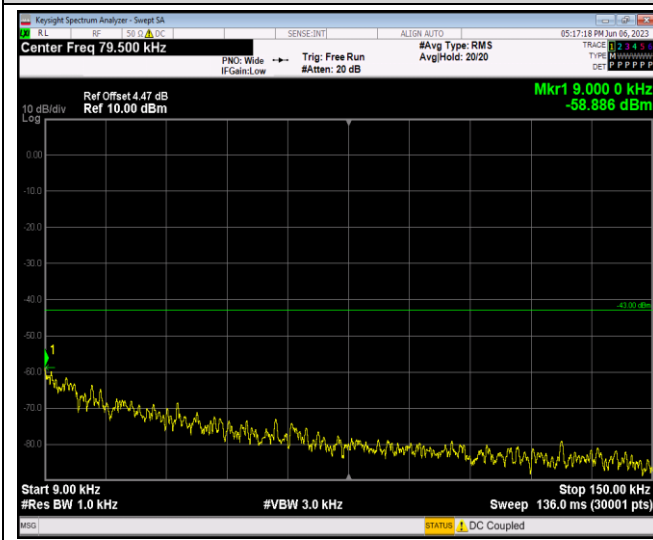


Band4-1413-1000~20000MHz

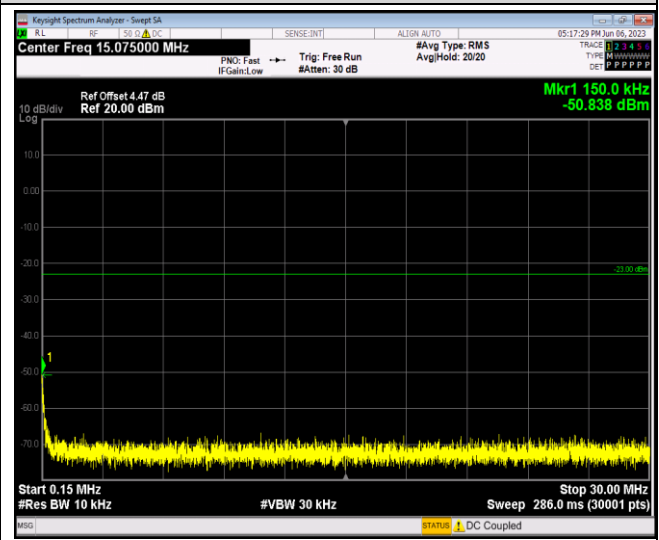


Band4-1513-0.009~0.15MHz

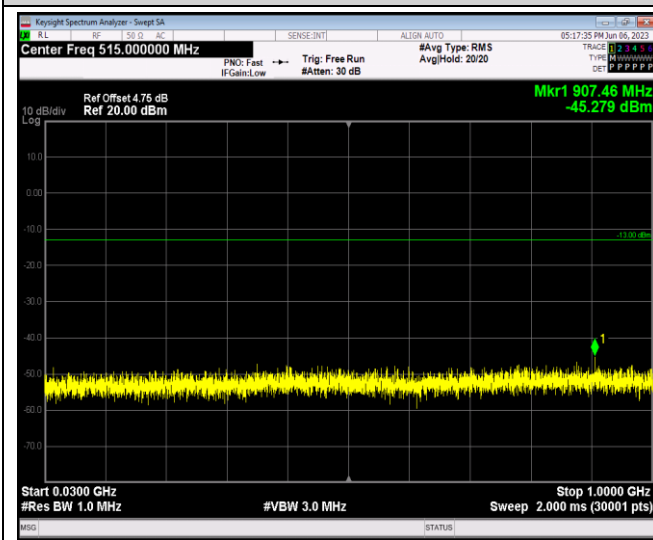
Band4-1513-0.15~30MHz



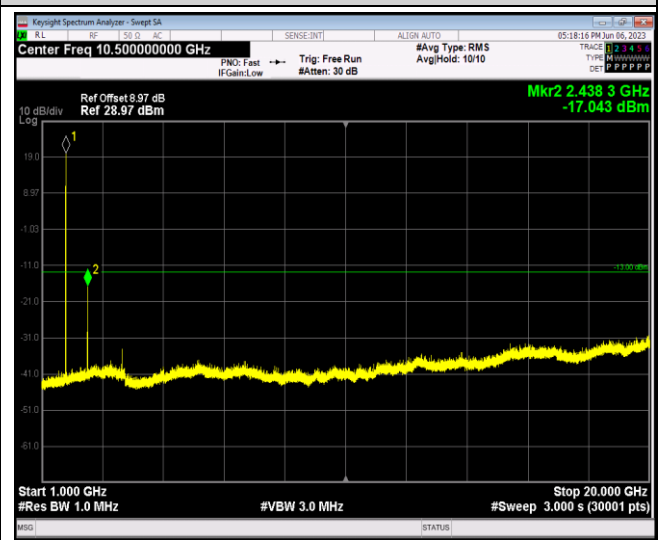
Band4-1513-30~1000MHz



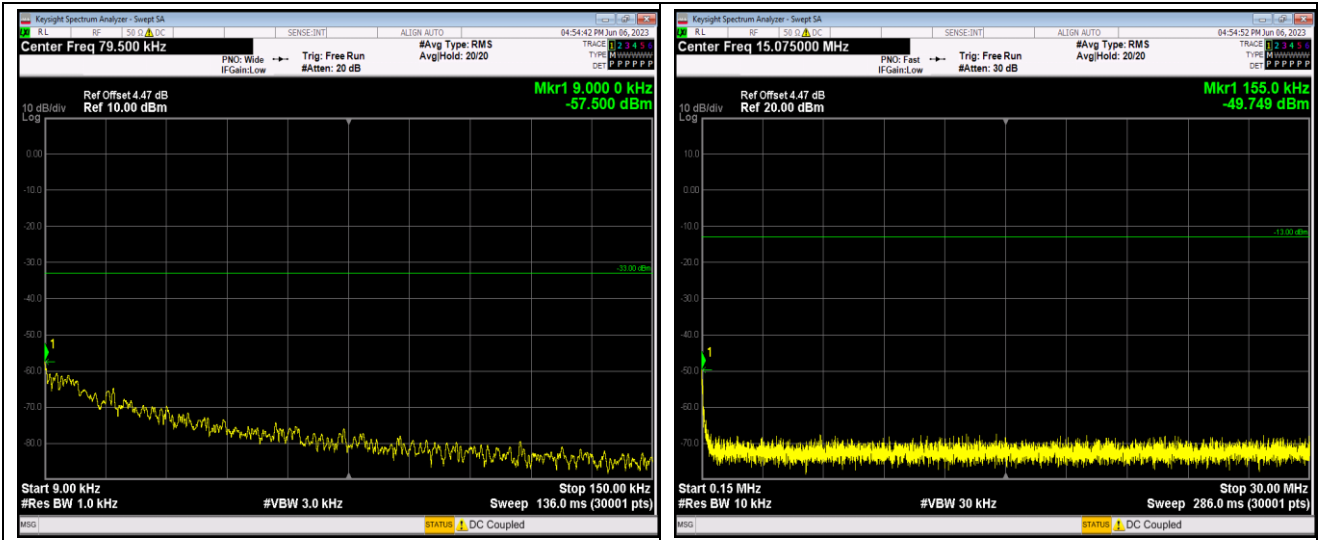
Band4-1513-1000~20000MHz



Band5-4132-0.009~0.15MHz

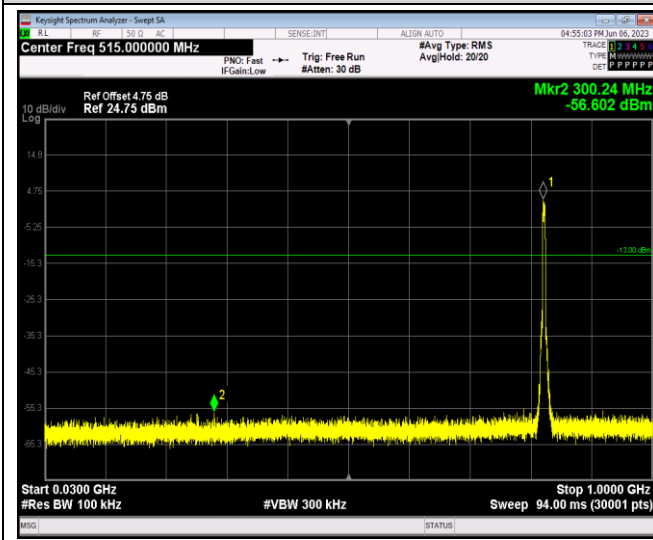


Band5-4132-0.15~30MHz

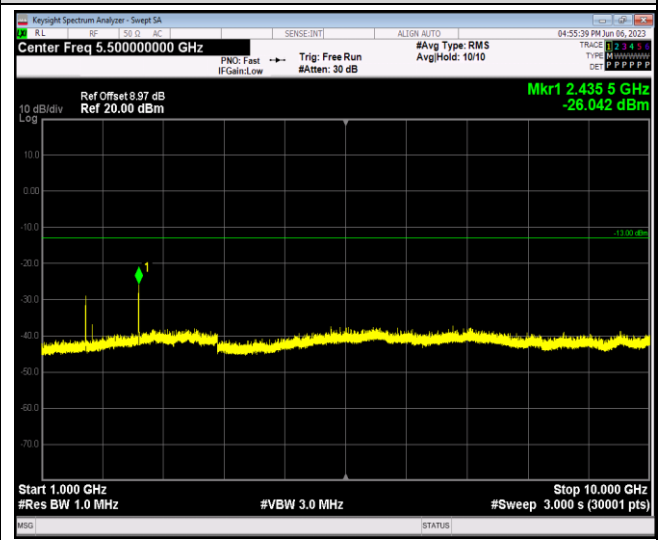


Band5-4132-30~1000MHz

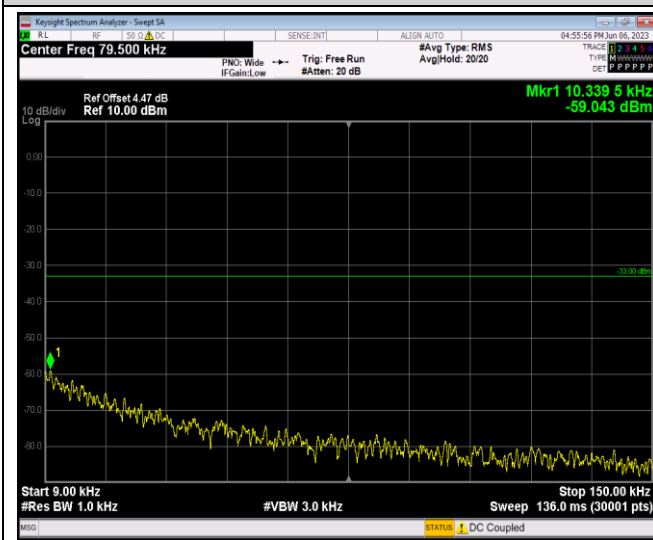
Band5-4132-1000~10000MHz



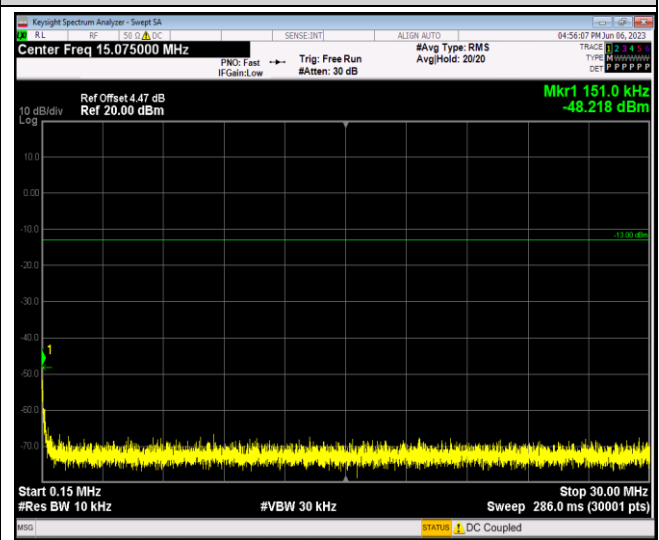
Band5-4183-0.009~0.15MHz



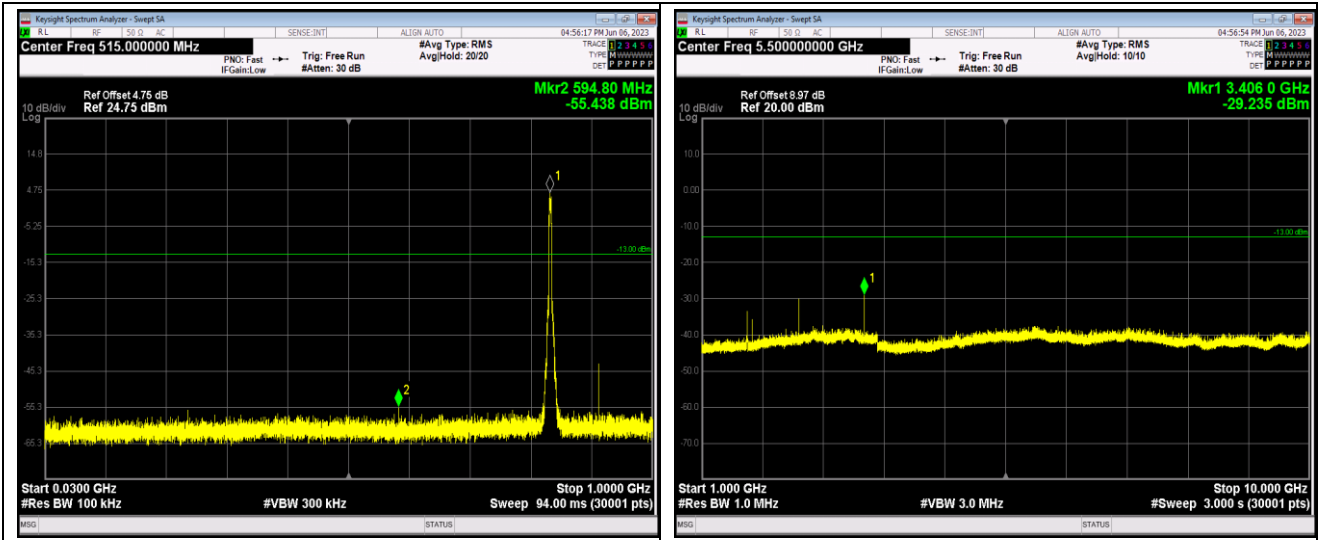
Band5-4183-0.15~30MHz



Band5-4183-30~1000MHz

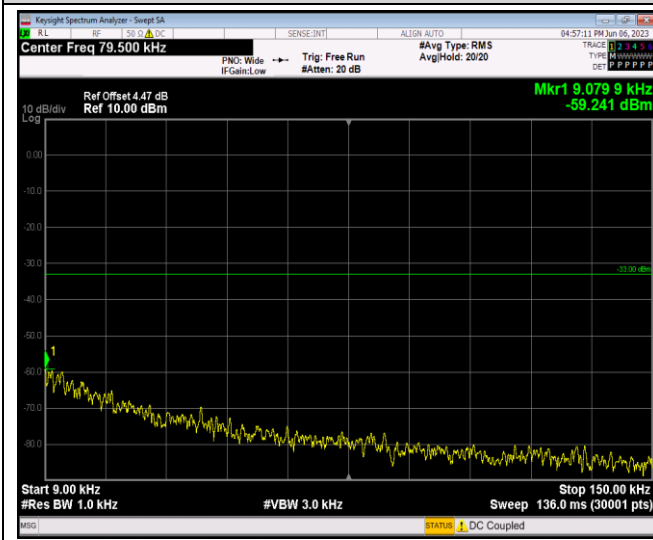


Band5-4183-1000~10000MHz

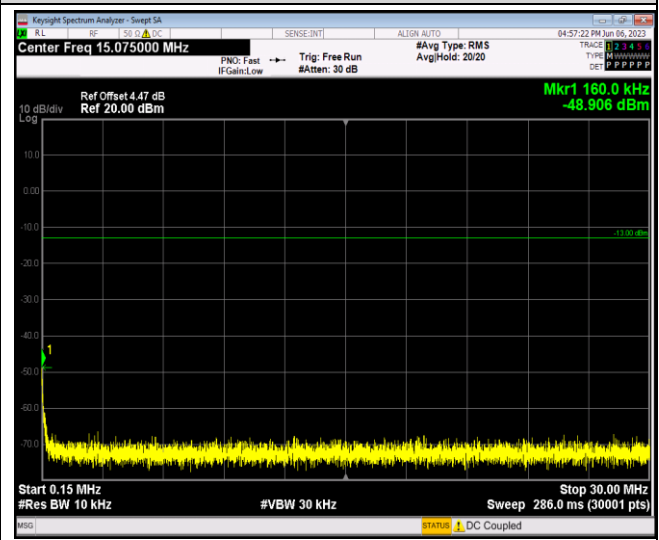


Band5-4233-0.009~0.15MHz

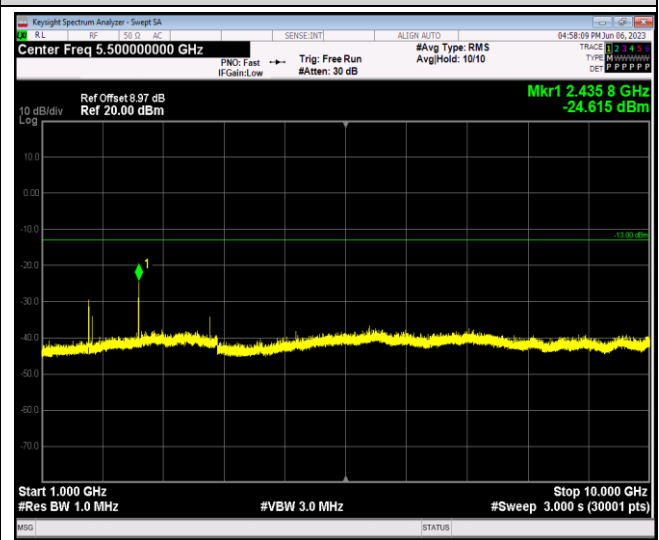
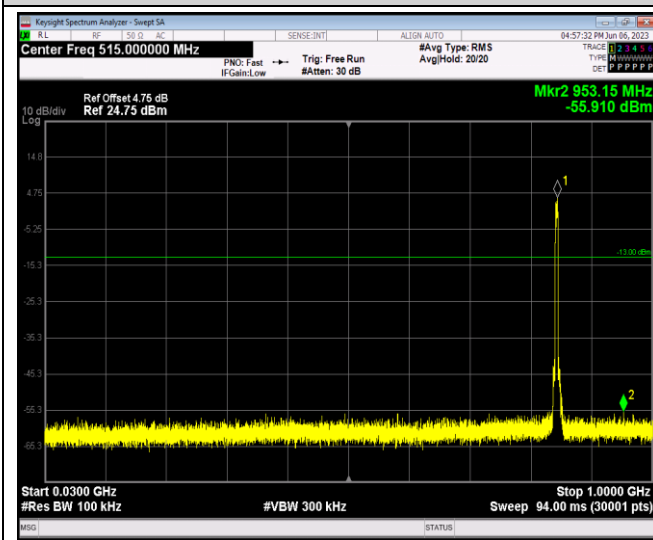
Band5-4233-0.15~30MHz



Band5-4233-30~1000MHz



Band5-4233-1000~10000MHz





## AppendixF:Frequency Stability

### Test Result

Reference Frequency: WCDMA BAND V 12.2k RMC Middle channel=4183 Frequency=836.6MHz					
Temperature					
Power supplied (Vdc)	Temperature (°C)	Frequency error		Limit (ppm)	Result
		Hz	ppm		
3.70	-30	0.85	0.001016	±2.5	Pass
	-20	1.33	0.001590		
	-10	0.59	0.000705		
	0	0.49	0.000586		
	10	0.29	0.000347		
	20	-0.35	-0.000418		
	30	-0.87	-0.001040		
	40	-1.74	-0.002080		
	50	1.06	0.001267		
Voltage					
Temperature (°C)	Power supplied (Vdc)	Frequency error		Limit (ppm)	Result
		Hz	ppm		
25	3.50	-0.11	-0.000131	±2.5	Pass
	3.70	-1.43	-0.001709		
	4.20	-1.42	-0.001697		
Remark: All channel had been tested, but only the worst case data displayed in this report.					

Reference Frequency: WCDMA BAND IV 12.2k RMC Middle Frequency=1413 channel=1732.6MHz					
Temperature					
Power supplied (Vdc)	Temperature (°C)	Frequency error		Limit (ppm)	Result
		Hz	ppm		
3.70	-30	3.43	0.001980	Within authorized band for BAND IV	Pass
	-20	0.37	0.000214		
	-10	-4.07	-0.002349		
	0	-7.51	-0.004335		
	10	1.03	0.000594		
	20	-1.37	-0.000791		
	30	3.76	0.002170		
	40	7.66	0.004421		
	50	3.47	0.002003		
Voltage					
Temperature (°C)	Power supplied (Vdc)	Frequency error		Limit (ppm)	Result
		Hz	ppm		
25	3.50	-1.87	-0.001079	Within authorized band for BAND IV	Pass
	3.70	-1.97	-0.001137		
	4.20	3.96	0.002286		
Remark: All channel had been tested, but only the worst case data displayed in this report.					

Reference Frequency: WCDMA BAND II 12.2k RMC Middle Frequency=9400 channel=1880MHz					
Temperature					
Power supplied (Vdc)	Temperature (°C)	Frequency error		Limit (ppm)	Result
		Hz	ppm		
3.70	-30	0.07	0.000037	Within authorized band for BAND II	Pass
	-20	6.07	0.003229		
	-10	2.47	0.001314		
	0	5.05	0.002686		
	10	3.25	0.001729		
	20	-3.64	-0.001936		
	30	1.10	0.000585		
	40	0.18	0.000096		
	50	2.18	0.001160		
Voltage					
Temperature (°C)	Power supplied (Vdc)	Frequency error		Limit (ppm)	Result
		Hz	ppm		
25	3.50	-0.06	-0.000032	Within authorized band for BAND II	Pass
	3.70	0.09	0.000048		
	4.20	0.82	0.000436		
Remark: All channel had been tested, but only the worst case data displayed in this report.					

## Appendix G: Modulation Characteristics

### Test Result

Band	Channel	Result	Verdict
Band2	9400	PASS	PASS
Band4	1413	PASS	PASS
Band5	4183	PASS	PASS

Remark: All channel had been tested, but only the worst case data displayed in this report.

### Test Graphs

