

Approval/Aprobación  
 Date Sent/Fecha Enviado 6/30/2015  
 Project/Proyecto Logic R2  
 Version/Versión V1  
 File Name/Nombre del archivo R2 Quick Guide.pdf

## GUÍA RÁPIDA

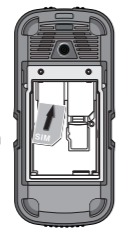
### 1. Quitar tornillos de la cubierta de la batería.

Para quitar la cubierta de la batería utilice la llave incluida girando hacia la izquierda para quitar los tornillos.



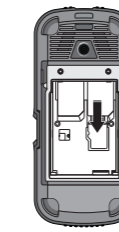
### 2. Abrir la cubierta de la batería.

Al quitar los tornillos puede retirar la cubierta de la batería.



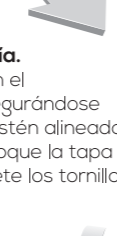
### 3. Insertar la tarjeta SIM.

Después de quitar la tapa de la batería, inserte la tarjeta SIM en la ranura como en el ejemplo.



### 4. Insertar la tarjeta microSD.

Instale la tarjeta microSD en la ranura presionando hacia abajo como en el ejemplo.



### 5. Instalar la batería.

Inserte la batería en el compartimento asegurándose que los contactos estén alineados correctamente. Coloque la tapa de la batería y apriete los tornillos con la llave.



### 6. Cargar la batería durante 12 horas.

Cargue la batería durante 12 horas antes de utilizar el teléfono por primera vez.

## DESCRIPCIÓN



LOGIC  
 wakes sense

logicmobility.com  
 Made in China  
 Copyright Logic 2015

成品

折痕

## QUICK GUIDE

### 1. Remove battery cover screws.

Use the R2 key and rotate counter clockwise to remove the battery cover screws.



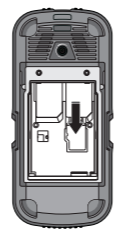
### 2. Open the battery cover

Remove the battery cover door



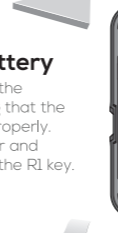
### 3. Insert the SIM card

After removing the battery door, insert the SIM card into the slot as show in the diagram



### 4. Insert the Micro-SD card

Install the microSD card into the slot by pushing down. Refer to the diagram.



### 5. Insert the battery

Insert the battery into the compartment, ensuring that the contacts are aligned properly. Place the battery cover and tighten the screw with the R1 key.



### 6. Charge 12 hours

Charge the battery for 12 hours before the first use.

## KEYPAD DESCRIPTION



R2  
 LOGIC

Quick Guide | Guía Rápida

成品

折痕

色印刷  
 成品尺寸：420X125mm  
 需折6折  
 孔  
 : 70g

This device complies with Part 15 of the FCC Rules. Operation is subject to the following two conditions: (1) this device may not cause harmful interference, and (2) this device must accept any interference received, including interference that may cause undesired operation.

Changes or modifications not expressly approved by the party responsible for compliance could void the user's authority to operate the equipment.

NOTE: This equipment has been tested and found to comply with the limits for a Class B digital device, pursuant to Part 15 of the FCC Rules. These limits are designed to provide reasonable protection against harmful interference in a residential installation. This equipment generates, uses instructions, may cause harmful interference to radio communications. However, there is no guarantee that interference will not occur in a particular installation. If this equipment does cause harmful interference to radio or television reception, which can be determined by turning the equipment off and on, the user is encouraged to try to correct the interference by one or more of the following measures:

- Reorient or relocate the receiving antenna.
- Increase the separation between the equipment and receiver.
- Connect the equipment into an outlet on a circuit different from that to which the receiver is connected.
- Consult the dealer or an experienced radio/TV technician for help.

## SAR Information Statement

Your wireless phone is a radio transmitter and receiver. It is designed and manufactured not to exceed the emission limits for exposure to radiofrequency (RF) energy set by the Federal Communications Commission of the U.S. Government. These limits are part of comprehensive guidelines and establish permitted levels of RF energy for the general population. The guidelines are based on standards that were developed by independent scientific organizations through periodic and thorough evaluation of scientific studies. The standards include a substantial safety margin designed to assure the safety of all persons, regardless of age and health. The exposure standard for wireless mobile phones employs a unit of measurement known as the Specific Absorption Rate, or SAR. The SAR limit set by the FCC is 1.6 W/kg. \* Tests for SAR are conducted with the phone transmitting at its highest certified power level in all tested frequency bands. Although the SAR is determined at the highest certified power level, the actual SAR level of the phone while operating can be well below the maximum value. This is because the phone is designed to operate at multiple power levels so as to use only the power required to reach the network. In general, the closer you are to a wireless base station antenna, the lower the power output. Before a phone model is available for sale to the public, it must be tested and certified to the FCC that it does not exceed the limit established by the government adopted requirement for safe exposure. The tests are performed in positions and locations (e.g., at the ear and worn on the body) as required by the FCC for each model. The highest SAR value for this model phone when tested for use at the ear is 1.16 W/Kg and when worn on the body, as described in this user guide, is 0.69 W/Kg (Body-worn measurements differ among phone models, depending upon available accessories and FCC requirements). While there may be differences between the SAR levels of various phones and at various positions, they all meet the government requirement for safe exposure. The FCC has granted an Equipment Authorization for this model phone with all reported SAR levels evaluated as in compliance with the FCC RF exposure guidelines. SAR information on this model phone is on file with the FCC and can be found under the Display Grant section of <http://www.fcc.gov/oet/fccid> after searching on FCC ID: O55-LR2172 Additional information on Specific Absorption Rates (SAR) can be found on the Cellular Telecommunications Industry Association (CTIA) web-site at <http://www.wow-com.com>. \* In the United States and Canada, the SAR limit for mobile phones used by the public is 1.6 watts/kg (W/kg) averaged over one gram of tissue. The standard incorporates a substantial margin of safety to give additional protection for the public and to account for any variations in measurements.

## Body-worn Operation

This device was tested for typical body-worn operations. To comply with RF exposure requirements, a minimum separation distance of 15mm must be maintained between the user's body and the handset, including the antenna. Third-party belt-clips, holsters, and similar accessories used by this device should not contain any metallic components. Body-worn accessories that do not meet these requirements may not comply with RF exposure requirements and should be avoided. Use only the supplied or an approved antenna.