



SETUP PHOTOGRAPHS

This document contains 6 photographs


Photograph No.1
Setup for spurious emission field strength measurements in the anechoic chamber below 30 MHz



Photograph No.2
Setup for carrier field strength, OBW, spurious emission field strength measurements in the anechoic chamber in 30 – 1000 MHz range



Photograph No.3
Setup for spurious emission field strength measurements in the anechoic chamber above 1000 MHz range



Photograph No.4

Setup for spurious emission field strength measurements in the anechoic chamber, EUT close view



Photograph No.5
Setup for carrier field strength, spurious emission field strength measurements
at the OATS in 30 – 1000 MHz range



Photograph No.6
Setup for OBW measurements

