



SETUP PHOTOGRAPHS

This document contains 7 photographs


Photograph No.1
Setup for spurious emission field strength measurements in the anechoic chamber below 30 MHz



Photograph No.2
Setup for carrier field strength, spurious emission field strength measurements in the anechoic chamber in 30 – 1000 MHz range



Photograph No.3
Setup for spurious emission field strength measurements in the anechoic chamber
above 1000 MHz range



Photograph No.4
Setup for carrier and band edge emission field strength measurements at the OATS
in 30 - 1000 MHz range



Photograph No.5
Setup for carrier and band edge emission field strength measurements at the OATS
above 1000 MHz range



Photograph No.6
Setup for field strength measurements at the OATS, EUT in X-axis orthogonal position close view



Photograph No.7
Setup for occupied bandwidth measurements

