



SETUP PHOTOGRAPHS

This document contains 4 photographs



Photograph No.1
Setup for carrier and spurious emission field strength measurements in the anechoic chamber below 30 MHz



Photograph No.2
Setup for spurious emission field strength measurements
in the anechoic chamber in 30 – 1000 MHz range



Photograph No.3
Setup for spurious emission field strength measurements
in the anechoic chamber, EUT close view



Photograph No.4
Setup for conducted emission measurements on the AC power lines

