



Hong Kong

## FCC – Test report

Report Number : **60/790.14.006.01** Date of Issue: 29<sup>th</sup> April 2014

Model : **REMOTE**

Product Type : **Multiremote**

Applicant : **Dayton Industrial Co., Ltd**

Address : **2-12 Kwai Fat Road, 11-A Kwai Chung, New Territories, HK**

Production Facility : **Dayton Industrial Co., Ltd**

Address : **2-12 Kwai Fat Road, 11-A Kwai Chung, New Territories, HK**

Test Result :  **Positive**     **Negative**

Total pages including Appendices : **28**

*TÜV SÜD Hong Kong Ltd. is a subcontractor to TÜV Product Service, GmbH according to the principles outlined in ISO 17025.*

*TÜV SÜD Hong Kong Ltd. reports apply only to the specific samples tested under stated test conditions. Construction of the actual test samples has been documented. It is the manufacturer's responsibility to assure that additional production units of this model are manufactured with identical electrical and mechanical components. The manufacturer/importer is responsible to the Competent Authorities in Europe for any modifications made to the production units which result in non-compliance to the relevant regulations. TÜV SÜD Hong Kong Ltd. shall have no liability for any deductions, inferences or generalizations drawn by the client or others from TÜV SÜD Hong Kong Ltd. issued reports.*

*This report is the confidential property of the client. As a mutual protection to our clients, the public and ourselves, extracts from the test report shall not be reproduced except in full without our written approval.*



## 1. Table of Contents

1. Table of Contents .....	2
2. Details about the Test Laboratory.....	3
3. Description of the Equipment Under Test .....	4
4. Summary of Test Standards .....	5
5. Summary of Test Standards and Results .....	6
6. General Remarks .....	7
7. Emission Test Results .....	8
7.1 Spurious Emissions at Antenna Terminals.....	8
7.2 Spurious Radiated Emissions .....	11
7.3 6dB Bandwidth .....	15
7.4 Peak Output Power Measurements .....	18
7.5 100 kHz Bandwidth of Band Edges .....	21
7.6 Power Spectral Density .....	23
7.7 Antenna Requirement .....	26
8. Test Equipment List.....	27
9. System Measurement Uncertainty .....	28



Hong Kong

## 2. Details about the Test Laboratory

### Details about the Test Laboratory

#### Test site 1

Company name: TÜV SÜD HONG KONG LTD.  
3/F, West Wing, Lakeside 2,  
10 Science Park West Avenue,  
Science Park, Shatin  
HK.

Telephone: 852 2776 1323

Fax: 852 2776 1372

#### Test site 2

Company name: TMC-Telecommunication Metrology Center of M.I.I.T  
No 52 Hua Yuanbei Road, Haidian District, Beijing, P.R.China



### 3. Description of the Equipment Under Test

#### Description of the Equipment Under Test

Product:	Multiremote
Model no.:	REMOTE
Serial number:	NIL
Options and accessories:	NIL
FCC ID:	04GREMOTE
Rated Voltage:	3 VDC
Rated Current:	NIL
Rated Power:	NIL
Frequency:	2402-2480MHz
RF Transmission Frequency:	2402-2480MHz
Antenna gain:	0 dBi
No. of Operated Channel:	40
Modulation:	GFSK
Description of the EUT:	Battery operated – 1x 3V battery



Hong Kong

#### 4. Summary of Test Standards

Test Standards	
FCC Part 15 Subpart C, Intentional Radiators, 10-1-12 Edition	PART 15 – RADIO FREQUENCY DEVICES Subpart C – Intentional Radiators

## 5. Summary of Test Standards and Results

Emission Tests					
Test Condition	Pages	Test site	Test Result		
			Pass	Fail	N/A
AC Line Conducted Emissions FCC §15.207(a)	NIL	/	<input type="checkbox"/>	<input type="checkbox"/>	<input checked="" type="checkbox"/>
Spurious Emissions at Antenna Terminals FCC §2.1051 & §15.247(d)	8	Site 2	<input checked="" type="checkbox"/>	<input type="checkbox"/>	<input type="checkbox"/>
Spurious Radiated Emissions FCC §15.205, §15.209 & §15.247(d)	11	Site 2	<input checked="" type="checkbox"/>	<input type="checkbox"/>	<input type="checkbox"/>
6 dB Bandwidth FCC §15.247(a)(2)	15	Site 2	<input checked="" type="checkbox"/>	<input type="checkbox"/>	<input type="checkbox"/>
Peak Output Power FCC §15.247(b)	18	Site 2	<input checked="" type="checkbox"/>	<input type="checkbox"/>	<input type="checkbox"/>
100 kHz Bandwidth of Band Edges FCC §15.247(d)	21	Site 2	<input checked="" type="checkbox"/>	<input type="checkbox"/>	<input type="checkbox"/>
Power Spectral Density FCC §15.247(e)	23	Site 2	<input checked="" type="checkbox"/>	<input type="checkbox"/>	<input type="checkbox"/>
Antenna Requirements FCC §15.203	26	Site 2	<input checked="" type="checkbox"/>	<input type="checkbox"/>	<input type="checkbox"/>

## 6. General Remarks

### Remarks

This submittal(s) (test report) is intended for FCC ID: O4GREMOTE complies with the FCC Part 15, Subpart C Rules.

All the configurations of the product were tested and only the worst test results are listed in the report.

### SUMMARY:

All tests according to the regulations cited on page 6 were

- - Performed
- - **Not** Performed

The Equipment Under Test

- - **Fulfills** the general approval requirements.
- - **Does not** fulfill the general approval requirements.

Sample Received Date: 03<sup>rd</sup> April 2014

Testing Start Date: 04<sup>th</sup> April 2014

Testing End Date: 20<sup>th</sup> April 2014

- TÜV SÜD HONG KONG LTD. -

Reviewed by:



Edmond FUNG



Prepared by:



CHAN Kwong Ngai

## 7. Emission Test Results

### 7.1 Spurious Emissions at Antenna Terminals

Date of test : 15<sup>th</sup> April 2014

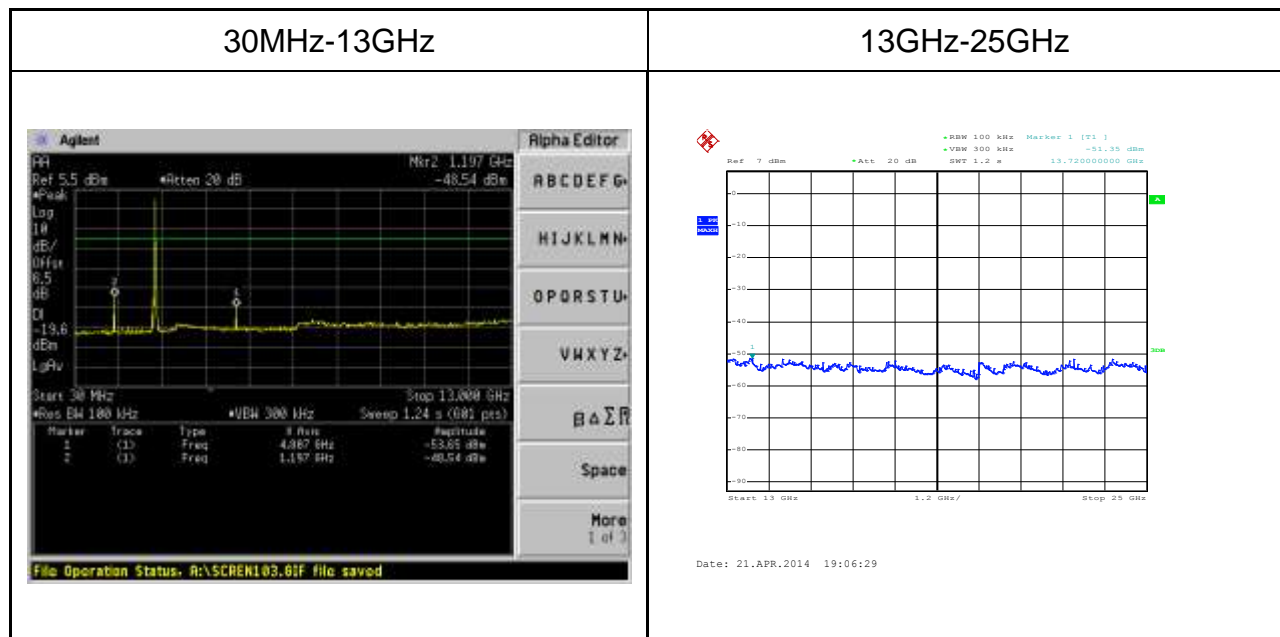
Test requirement : FCC §2.1051 & §15.247(d)

Test method : Conducted

Operating mode : Transmit mode

Frequency channel : 2402MHz

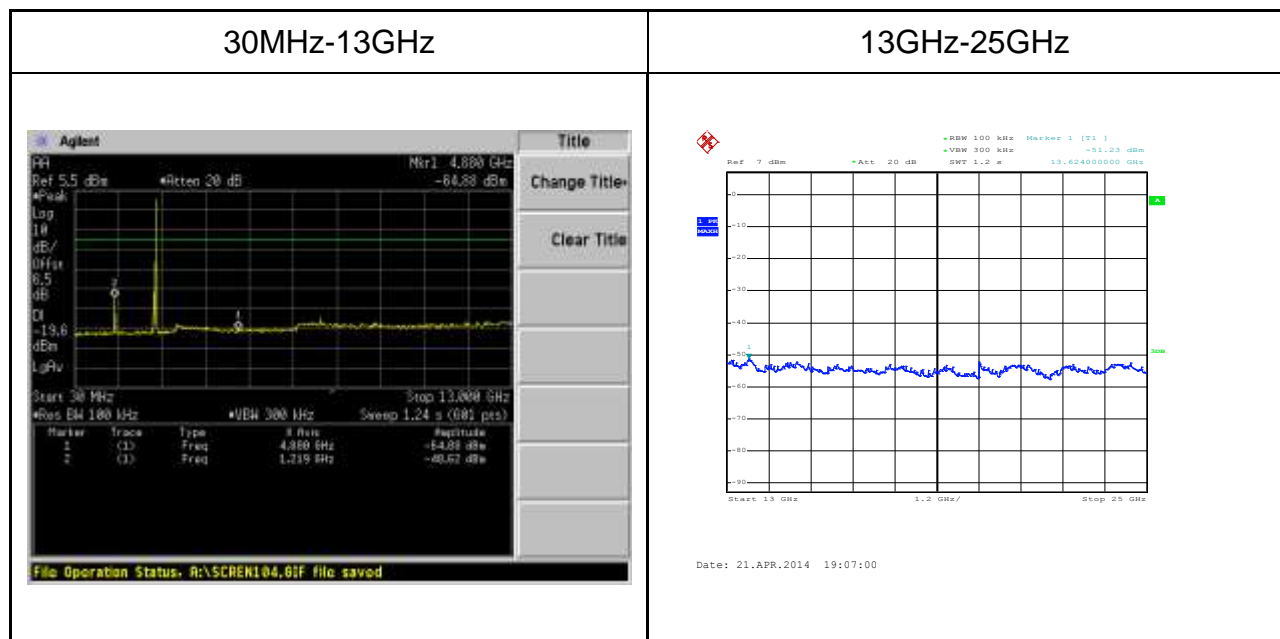
Remarks : 30MHz-25GHz



Remark: No emissions were detected below 30MHz.

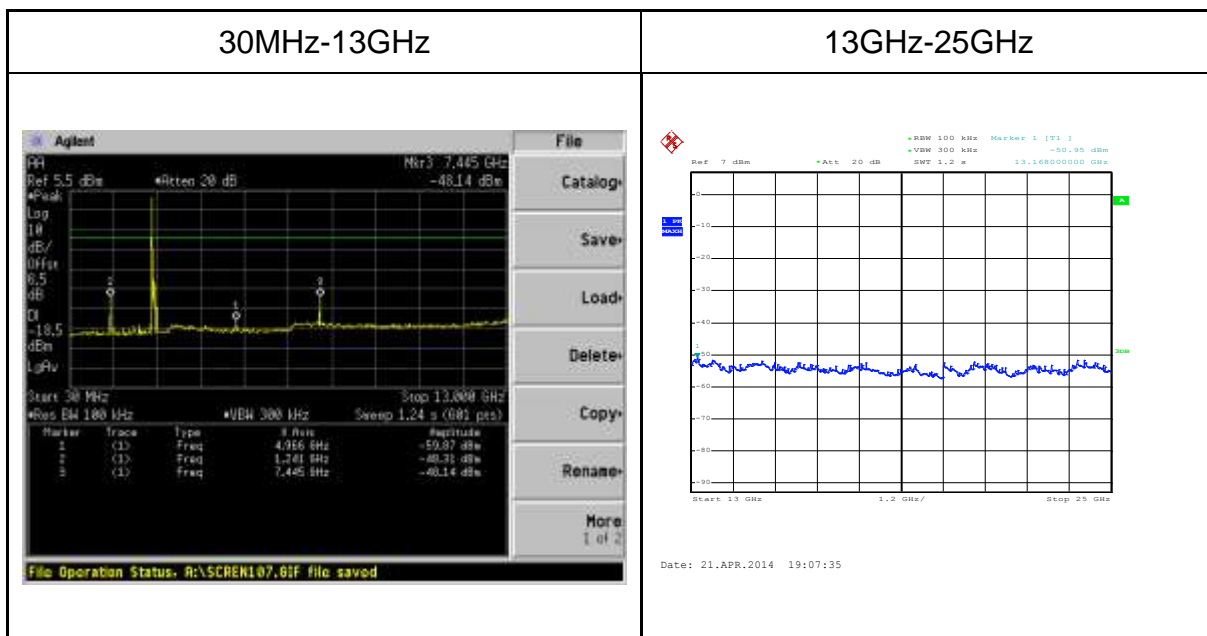


Date of test : 15<sup>th</sup> April 2014  
 Test requirement : FCC §2.1051 & §15.247(d)  
 Test method : Conducted  
 Operating mode : Transmit mode  
 Frequency channel : 2440MHz  
 Remarks : 30MHz-25GHz



Remark: No emissions were detected below 30MHz.

Date of test : 15<sup>th</sup> April 2014  
 Test requirement : FCC §2.1051 & §15.247(d)  
 Test method : Conducted  
 Operating mode : Transmit mode  
 Frequency channel : 2480MHz  
 Remarks : 30MHz-25GHz



Remark: No emission were detected below 30MHz.

## 7.2 Spurious Radiated Emissions

Date of test : 06<sup>th</sup> April 2014

Test requirement : FCC §15.205, §15.209 & §15.247(d)

Test method : Radiated

Operating mode : Transmit mode

Frequency channel : 2402MHz(worst case)

Remarks : 9kHz-1GHz

Frequency (MHz)	Reading (dBuV)	Correct Factor (dB/m)	Result (dBuV/m)	Limit (dBuV/m)	Margin (dB)	Remark	Ant.Polar. H / V
490.92	52.4	-29.8	22.6	46.0	-23.4	QP	H
750.12	46.0	-25.4	20.6	46.0	-25.4	QP	H
760.86	45.3	-25.3	20.0	46.0	-26.0	QP	H
766.26	38.2	-25.3	12.9	46.0	-33.1	QP	H
908.16	39.6	-23.4	16.2	46.0	-29.8	QP	H
949.98	43.0	-23.0	20.0	46.0	-26.0	QP	H
490.92	53.4	-30.6	22.8	46.0	-23.2	QP	V
662.76	56.0	-27.6	28.4	46.0	-17.6	QP	V
674.16	38.4	-27.5	10.9	46.0	-35.1	QP	V
679.68	38.5	-27.5	11.0	46.0	-35.0	QP	V
687.24	52.2	-27.6	24.6	46.0	-21.4	QP	V
883.68	45.3	-24.6	20.7	46.0	-25.3	QP	V

Remark: All three frequencies (2042MHz, 2440MHz and 2480MHz) were performed test, and the 2480MHz was the worst case.

Date of test : 06<sup>th</sup> April 2014  
 Test requirement : FCC §15.205, §15.209 & §15.247(d)  
 Test method : Radiated  
 Operating mode : Transmit mode  
 Frequency channel : 2402MHz  
 Remarks : 1GHz-25GHz

Frequency (MHz)	Reading (dBuV)	Correct Factor (dB/m)	Result (dBuV/m)	Limit (dBuV/m)	Margin (dB)	Remark	Ant.Polar. H / V
2402	82.3	1.8	84.1	/	/	/	H
2402	70.5	1.8	72.3	/	/	/	H
4804	41.4	5.8	47.2	74.0	-26.8	peak	H
4804	33.0	5.8	38.8	54.0	-15.2	Average	H
7206	40.4	6.8	47.2	74.0	-26.8	peak	H
7206	30.2	6.8	37.0	54.0	-17.0	Average	H
2402	89.3	1.8	91.1	/	/	/	V
2402	82.4	1.8	84.2	/	/	/	V
4804	53.1	5.8	58.9	74.0	-15.1	peak	V
4804	46.0	5.8	51.8	54.0	-2.2	Average	V
7206	40.7	6.8	47.5	74.0	-26.5	peak	V
7206	30.3	6.8	37.1	54.0	-16.9	Average	V

Date of test : 06<sup>th</sup> April 2014  
 Test requirement : FCC §15.205, §15.209 & §15.247(d)  
 Test method : Radiated  
 Operating mode : Transmit mode  
 Frequency channel : 2440MHz  
 Remarks : 1GHz-25GHz

Frequency (MHz)	Reading (dBuV)	Correct Factor (dB/m)	Result (dBuV/m)	Limit (dBuV/m)	Margin (dB)	Remark	Ant.Polar. H / V
2440	83.1	1.8	84.9	/	/	/	H
2440	70.7	1.8	72.5	/	/	/	H
4880	43.2	5.9	49.1	74.0	-24.9	peak	H
4880	32.4	5.9	38.3	54.0	-15.7	Average	H
7320	38.5	6.8	45.3	74.0	-28.7	peak	H
7320	30.8	6.8	37.6	54.0	-16.4	Average	H
2440	91.0	1.8	92.8	/	/	/	V
2440	81.7	1.8	83.5	/	/	/	V
4880	53.5	5.9	59.4	74.0	-14.6	peak	V
4880	45.2	5.9	51.1	54.0	-2.9	Average	V
7320	39.8	6.8	46.6	74.0	-27.4	peak	V
7320	30.4	6.8	37.2	54.0	-16.8	Average	V

Date of test : 06<sup>th</sup> April 2014  
 Test requirement : FCC §15.205, §15.209 & §15.247(d)  
 Test method : Radiated  
 Operating mode : Transmit mode  
 Frequency channel : 2480MHz  
 Remarks : 1GHz-25GHz

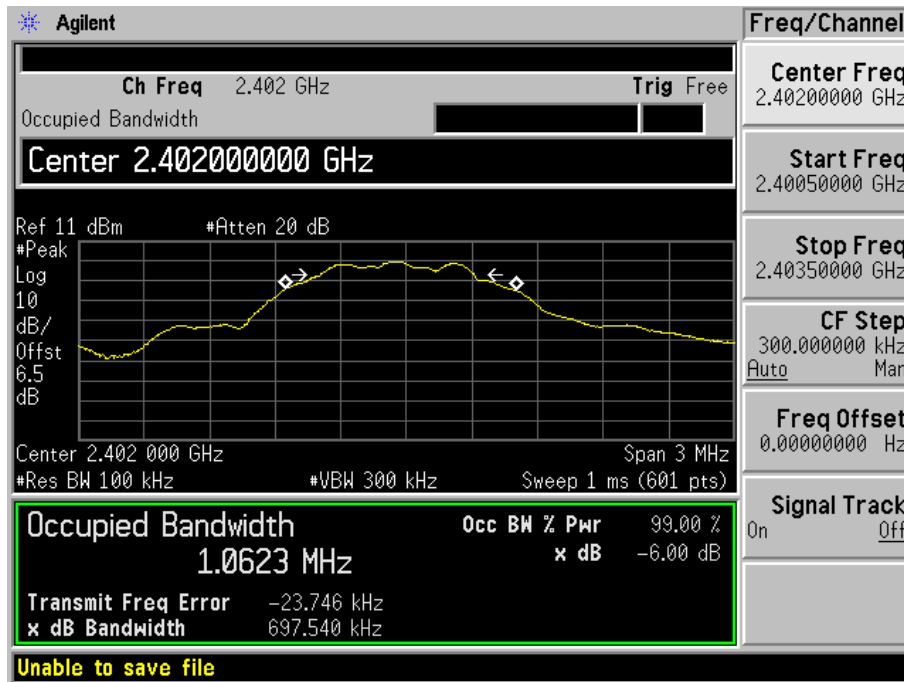
Frequency (MHz)	Reading (dBuV)	Correct Factor (dB/m)	Result (dBuV/m)	Limit (dBuV/m)	Margin (dB)	Remark	Ant.Polar. H / V
2480	83.9	1.9	85.8	/	/	/	H
2480	72.9	1.9	74.8	/	/	/	H
4960	41.7	5.9	47.6	74.0	-26.4	peak	H
4960	31.2	5.9	37.1	54.0	-16.9	Average	H
7440	39.1	6.8	45.9	74.0	-28.1	peak	H
7440	31.0	6.8	37.8	54.0	-16.2	Average	H
2480	91.4	1.9	93.3	/	/	/	V
2480	80.7	1.9	82.6	/	/	/	V
4960	53.7	5.9	59.6	74.0	-14.4	peak	V
4960	44.5	5.9	50.4	54.0	-3.6	Average	V
7440	41.8	6.8	48.6	74.0	-25.4	peak	V
7440	30.7	6.8	37.5	54.0	-16.5	Average	V

### 7.3 6dB Bandwidth

Date of test : 15<sup>th</sup> April 2014  
 Test requirement : FCC §15.247(a)(2)  
 Test method : Conducted  
 Operating mode : Transmit mode  
 Frequency channel : 2402MHz  
 Remarks : NIL

Test Result	
<input checked="" type="checkbox"/>	Passed
<input type="checkbox"/>	Not Passed

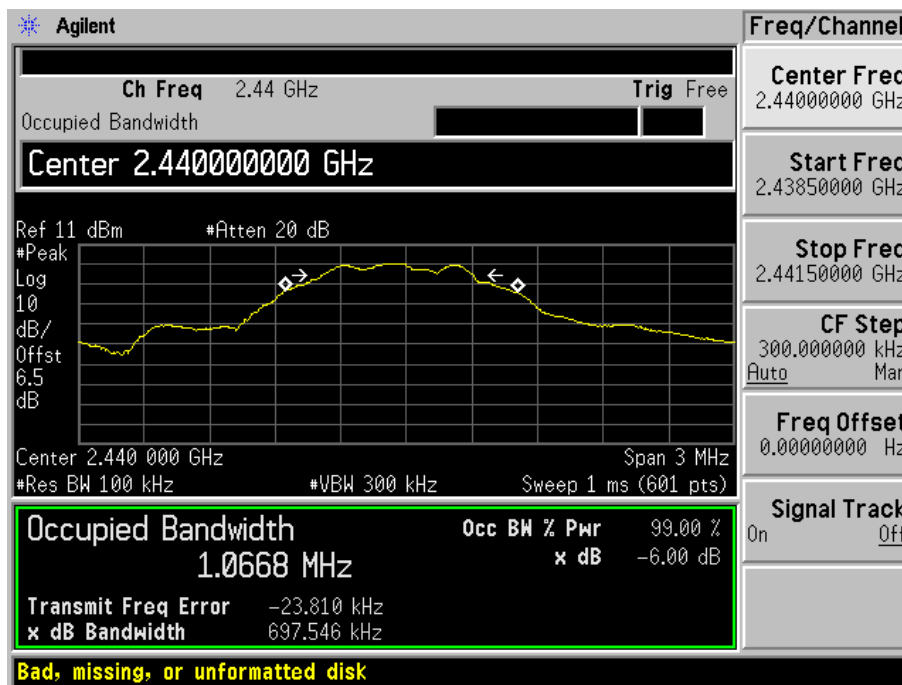
Frequency (MHz)	6dB Bandwidth (kHz)	Limit (kHz)
2402	697.5	>500



Date of test : 15<sup>th</sup> April 2014  
 Test requirement : FCC §15.247(a)(2)  
 Test method : Conducted  
 Operating mode : Transmit mode  
 Frequency channel : 2440MHz  
 Remarks : NIL

<b>Test Result</b>	
<input checked="" type="checkbox"/>	Passed
<input type="checkbox"/>	Not Passed

Frequency (MHz)	6dB Bandwidth (kHz)	Limit (kHz)
2440	697.5	>500





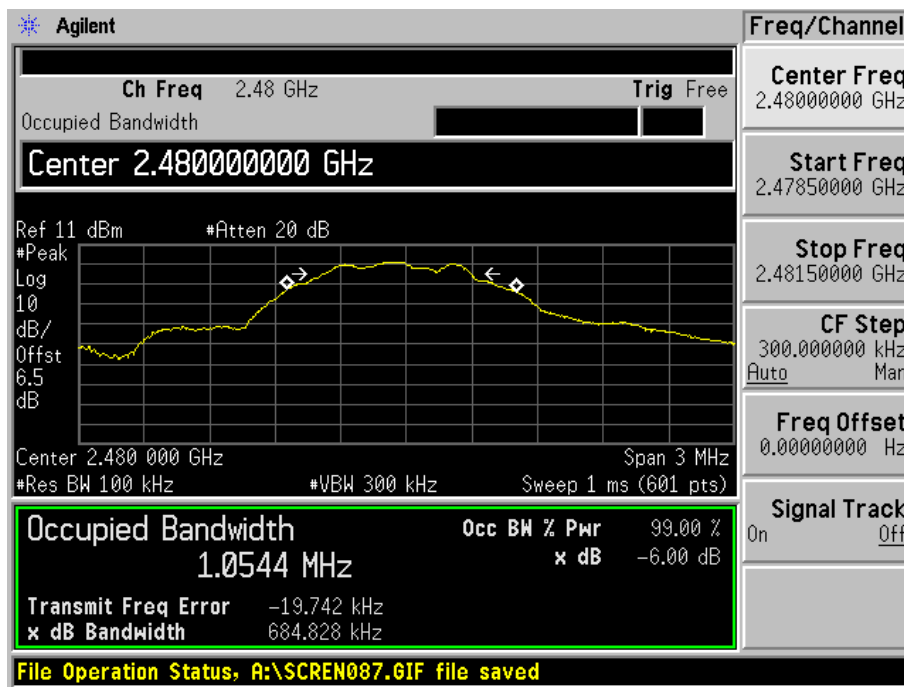


Hong Kong

Date of test : 15<sup>th</sup> April 2014  
 Test requirement : FCC §15.247(a)(2)  
 Test method : Conducted  
 Operating mode : Transmit mode  
 Frequency channel : 2480MHz  
 Remarks : NIL

<b>Test Result</b>	
<input checked="" type="checkbox"/>	Passed
<input type="checkbox"/>	Not Passed

Frequency (MHz)	6dB Bandwidth (kHz)	Limit (kHz)
2480	684.828	>500

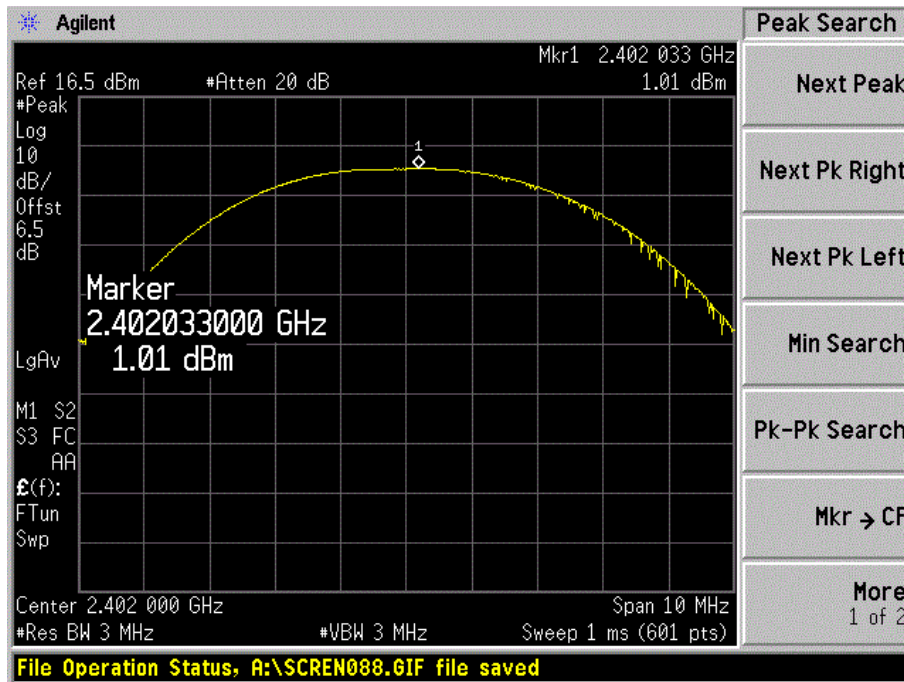


### 7.4 Peak Output Power Measurements

Date of test : 15<sup>th</sup> April 2014  
 Test requirement : FCC §15.247(b)  
 Test method : Conducted  
 Operating mode : Transmit mode  
 Frequency channel : 2402MHz  
 Remarks :

Test Result	
<input checked="" type="checkbox"/>	Passed
<input type="checkbox"/>	Not Passed

Frequency (MHz)	Conducted Output Power (dBm)	Limit (dBm)
2402	1.01	30



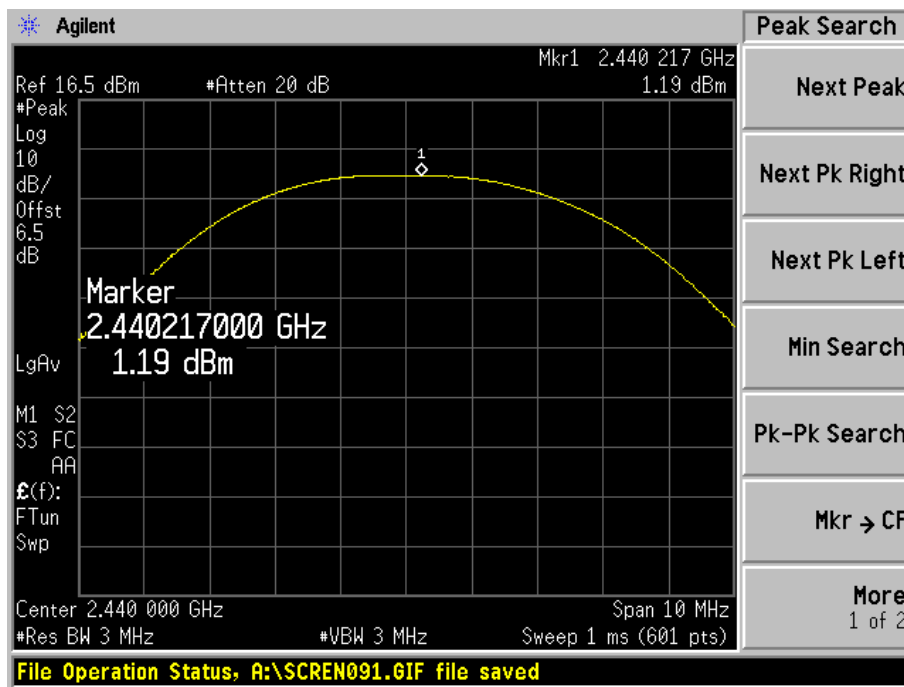


Hong Kong

Date of test : 15<sup>th</sup> April 2014  
 Test requirement : FCC §15.247(b)  
 Test method : Conducted  
 Operating mode : Transmit mode  
 Frequency channel : 2440MHz  
 Remarks :

Test Result	
<input checked="" type="checkbox"/>	Passed
<input type="checkbox"/>	Not Passed

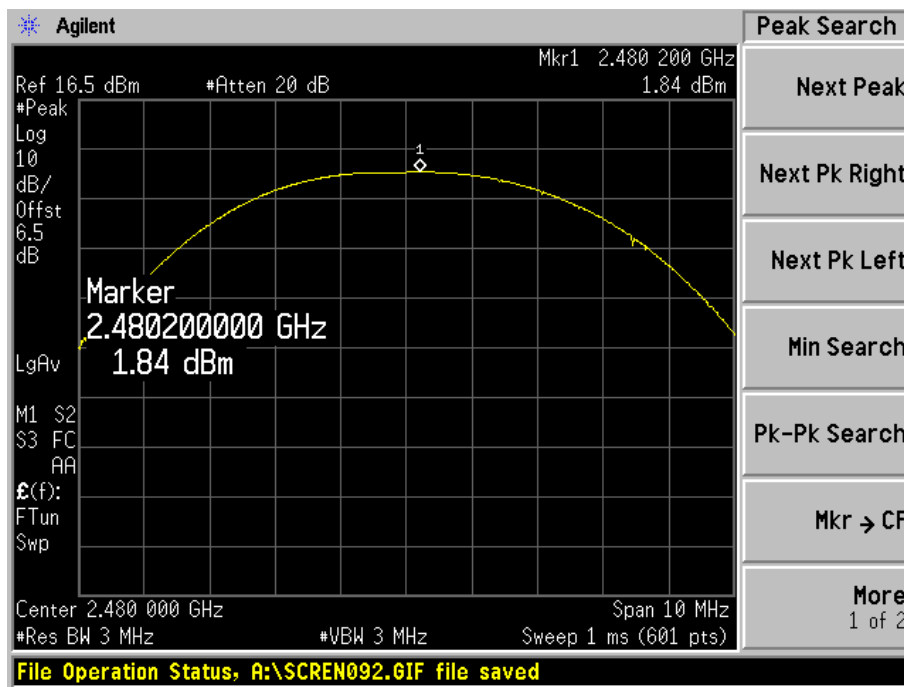
Frequency (MHz)	Conducted Output Power (dBm)	Limit (dBm)
2440	1.19	30



Date of test : 15<sup>th</sup> April 2014  
 Test requirement : FCC §15.247(b)  
 Test method : Conducted  
 Operating mode : Transmit mode  
 Frequency channel : 2480MHz  
 Remarks :

Test Result	
<input checked="" type="checkbox"/>	Passed
<input type="checkbox"/>	Not Passed

Frequency (MHz)	Conducted Output Power (dBm)	Limit (dBm)
2480	1.84	30

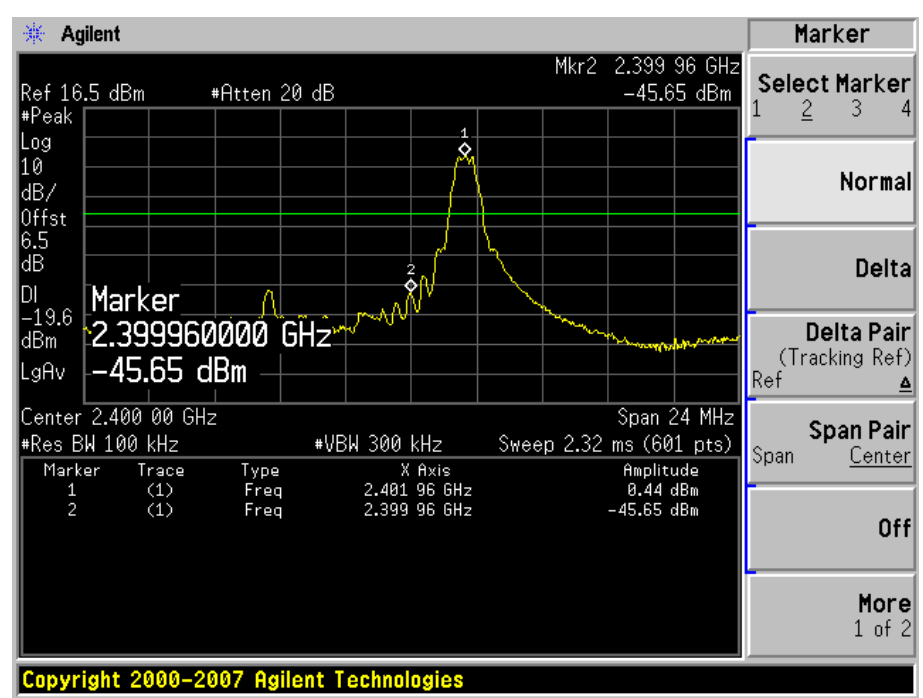


### 7.5 100 kHz Bandwidth of Band Edges

Date of test : 15<sup>th</sup> April 2014  
 Test requirement : FCC §15.247(d)  
 Test method : Conducted  
 Operating mode : Transmit mode  
 Frequency channel : 2402MHz  
 Remarks :

Test Result	
<input checked="" type="checkbox"/>	Passed
<input type="checkbox"/>	Not Passed

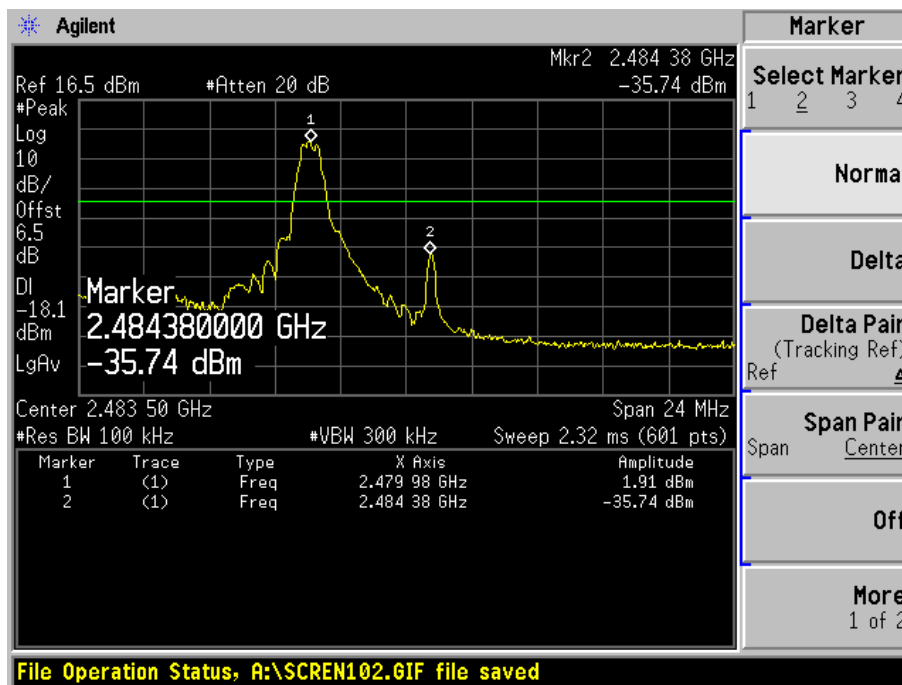
Frequency (MHz)	Delta Peak to Band Emission (dB)	Limit (dB)
2402	46.09	>20



Date of test : 15<sup>th</sup> April 2014  
 Test requirement : FCC §15.247(d)  
 Test method : Conducted  
 Operating mode : Transmit mode  
 Frequency channel : 2480MHz  
 Remarks :

Test Result	
<input checked="" type="checkbox"/>	Passed
<input type="checkbox"/>	Not Passed

Frequency (MHz)	Delta Peak to Band Emission (dB)	Limit (dB)
2480	37.65	>20



## 7.6 Power Spectral Density

Date of test : 15<sup>th</sup> April 2014

Test requirement : FCC §15.247(e)

Test method : Conducted

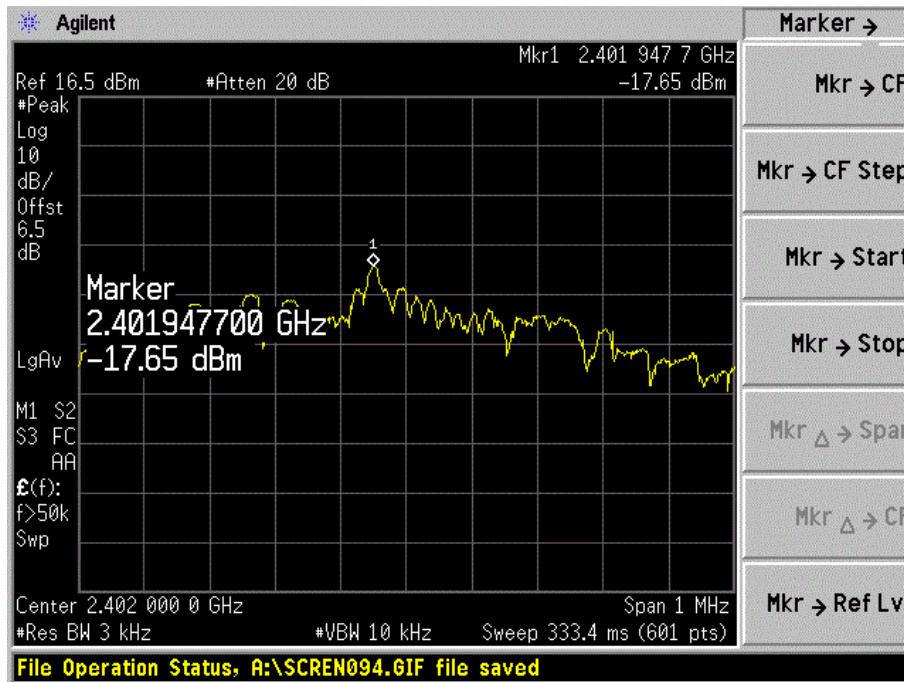
Operating mode : Transmit mode

Frequency channel : 2402MHz

Remarks :

Test Result	
<input checked="" type="checkbox"/>	Passed
<input type="checkbox"/>	Not Passed

Frequency (MHz)	PSD (dBm/3kHz)	Limit (dBm/3kHz)
2402	-17.65	<8



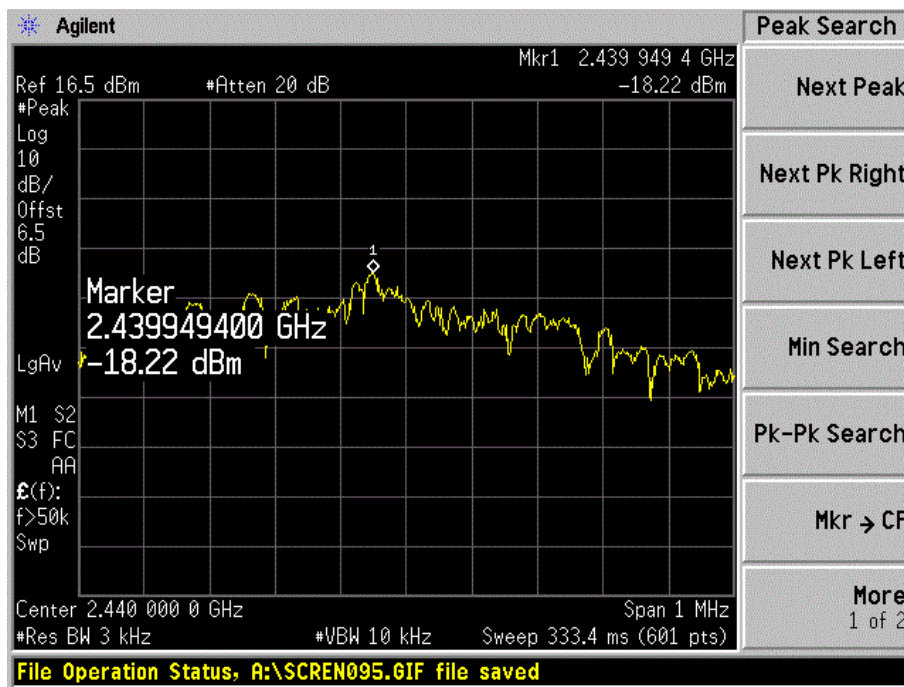


Hong Kong

Date of test : 15<sup>th</sup> April 2014  
 Test requirement : FCC §15.247(e)  
 Test method : Conducted  
 Operating mode : Transmit mode  
 Frequency channel : 2440MHz  
 Remarks :

Test Result	
<input checked="" type="checkbox"/>	Passed
<input type="checkbox"/>	Not Passed

Frequency (MHz)	PSD (dBm/3kHz)	Limit (dBm/3kHz)
2440	-18.22	<8

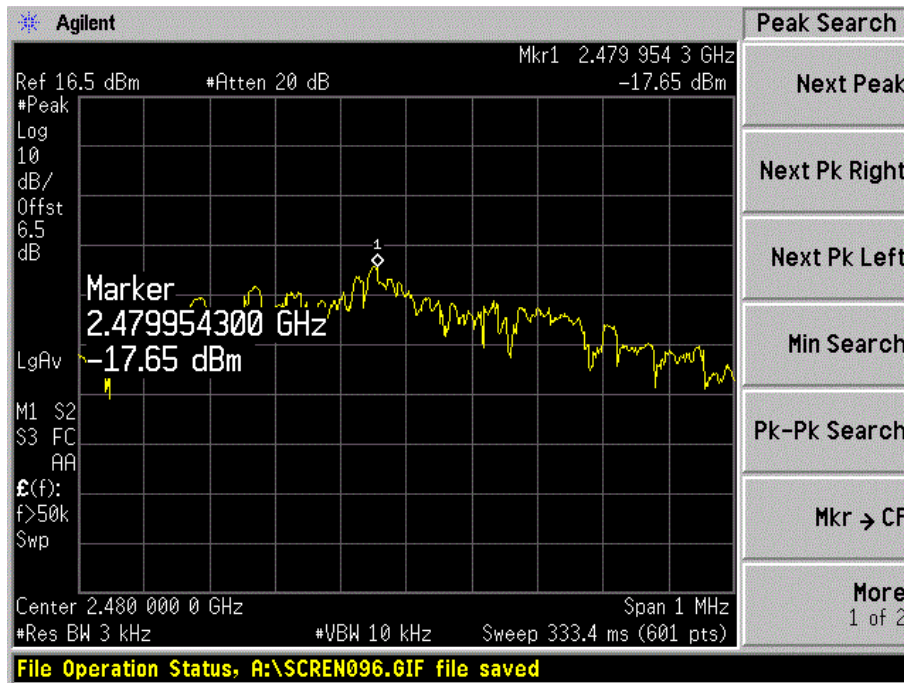




Date of test : 15<sup>th</sup> April 2014  
 Test requirement : FCC §15.247(e)  
 Test method : Conducted  
 Operating mode : Transmit mode  
 Frequency channel : 2480MHz  
 Remarks :

Test Result	
<input checked="" type="checkbox"/>	Passed
<input type="checkbox"/>	Not Passed

Frequency (MHz)	PSD (dBm/3kHz)	Limit (dBm/3kHz)
2480	-17.65	<8



## 7.7 Antenna Requirement

### Limit

For intentional device, according to 15.203, an intentional radiator shall be designed to ensure that no antenna other than that furnished by the responsible party shall be used with the device. And According to 15.247 (b), if transmitting antennas of directional gain greater than 6 dBi are used, the power shall be reduced by the amount in dB that the directional gain of the antenna exceeds 6dBi.

### Antenna Connector Construction

The antenna used in this product is PCB antenna. And the maximum Gain of this antenna is 0.0 dBi.

## 8. Test Equipment List

### Radiated Emission Test

DESCRIPTION	Type No.	Serial No.	Calibrated date	Calibrated until
Antenna	VULB9163	9163 330	2014.02.25	2015.02.24
Antenna	3117	00066577	2014.04.02	2015.04.01
Antenna	3160-09	00118388	2013.09.06	2014.09.05
Loop Antenna	6512	29604	2013.09.25	2014.09.24
Spectrum Analyzer	E4440A	US42220815	2013.06.14	2014.06.13
Spectrum Analyzer	FSP 40	100378	2013.12.23	2014.12.22
EMI Test Receiver	ESCI	100701	2013.08.04	2014.08.03
Spectrum Analyzer	FSV40	100903	2014.01.27	2015.01.26
Agilent	E4445A	MY46181814	2013.12.11	2014.12.10
Test Cable	SUCOFLEX 104	MY2320/4	2014.02.18	2015.02.17
Amplifier	150A250	326446	2014.03.19	2015.03.17
Temp. & Humid. Chamber	FACT5-2.0	4166	2013.11.22	2014.11.21

## 9. System Measurement Uncertainty

For a 95% confidence level, the measurement expanded uncertainties for defined systems, in accordance with the recommendations of ISO 17025 were:

### System Measurement Uncertainty

Items		Extended Uncertainty
RE	Field strength (dB $\mu$ V/m)	U=3.59dB (9kHz-30MHz) U=5.08dB (30MHz-1GHz) U=4.56dB (1GHz-18GHz) U=4.42dB (18GHz-25GHz)
CE	Disturbance Voltage (dB $\mu$ V)	U=2.7dB