



RADIO REPORT FCC 47 CFR Part 15C ISED Canada RSS-247 Digital transmission systems operating within the 2400 – 2483.5 MHz band	
Report Reference No	G0M-1706-6624-TFC247BL-V01
Testing Laboratory	Eurofins Product Service GmbH
Address	Storkower Str. 38c 15526 Reichenwalde Germany
Accreditation	 <p>A2LA Accredited Testing Laboratory, Certificate No.: 1983.01 FCC Test Firm Designation Number: DE0008 IC Testing Laboratory site: 3470A-2</p>
Applicant	DewertOkin GmbH
Address	Weststr. 1 32278 Kirchlingern GERMANY
Test Specification	According to FCC/ISED rules
Standard	47 CFR Part 15C RSS-247, Issue 2, 2017-02
Non-Standard Test Method	None
Test Scope	Full compliance test
Equipment under Test (EUT):	
Product Description	Remote Control Bluetooth
Model(s)	IPROXX2/SMP/Bluetooth
Additional Model(s)	None
Brand Name(s)	None
Hardware Version(s)	1003323a
Software Version(s)	1.0.0
FCC-ID	O3YIPR2SMPBT
IC	10744A-IPR2SMPBT
Test Result	PASSED

Possible test case verdicts:		
required by standard but not tested	N/T	
not required by standard	N/R	
test object does meet the requirement	P(PASS)	
test object does not meet the requirement	F(FAIL)	
Testing:		
Test Lab Temperature	20 - 23 °C	
Test Lab Humidity	32 – 38 %	
Date of receipt of test item	2017-10-10	
Report:		
Compiled by	Wilfried Treffke	
Tested by (+ signature) (Responsible for Test)	Wilfried Treffke	
Approved by (+ signature) (Deputy Head of Lab)	Toralf Jahn	
Date of Issue	2017-11-30	
Total number of pages	93	
General Remarks:		
<p>The test results presented in this report relate only to the object tested.</p> <p>The results contained in this report reflect the results for this particular model and serial number. It is the responsibility of the manufacturer to ensure that all production models meet the intent of the requirements detailed within this report.</p> <p>This report shall not be reproduced, except in full, without the written approval of the Issuing testing laboratory.</p>		
Additional Comments:		

VERSION HISTORY

Version History			
Version	Issue Date	Remarks	Revised By
01	2017-11-30	Initial Release	

ABBREVIATIONS AND ACRONYMS

Acronyms	
Acronym	Description
EUT	Equipment Under Test
FCC	Federal Communications Commission
ISED	Innovation, Science and Economic Development Canada
RBW	Resolution bandwidth
RMS	Root mean square
VBW	Video bandwidth
V _{NOM}	Nominal supply voltage



REPORT INDEX

1	Equipment (Test Item) Under Test.....	6
1.1	Photos – Equipment External.....	7
1.2	Photos – Equipment Internal.....	9
1.3	Photos – Test Setup.....	11
1.4	Support Equipment.....	12
1.5	Test Modes.....	13
1.6	Test Frequencies.....	14
1.7	Sample emission level calculation.....	15
2	Result Summary.....	16
3	Test Conditions and Results.....	17
3.1	Test Conditions and Results - Occupied bandwidth.....	17
3.2	Test Conditions and Results - 6 dB bandwidth.....	22
3.3	Test Conditions and Results - Maximum peak conducted output power.....	27
3.4	Test Conditions and Results - Power spectral density.....	29
3.5	Test Conditions and Results - AC powerline conducted emissions.....	34
3.6	Test Conditions and Results - Band-edge compliance.....	37
3.7	Test Conditions and Results - Conducted spurious emissions.....	41
3.8	Test Conditions and Results - Transmitter radiated emissions.....	46
3.9	Test Conditions and Results - Receiver radiated emissions.....	49
ANNEX A	Transmitter spurious emissions.....	52
ANNEX B	Receiver spurious emissions.....	84

1 Equipment (Test Item) Under Test



Description	Remote Control Bluetooth	
Model	IPROXX2/SMP/Bluetooth	
Additional Model(s)	None	
Brand Name(s)	None	
Serial Number(s)	None	
Hardware Version(s)	1003323a	
Software Version(s)	1.0.0	
PMN	IPROXX2/SMP/Bluetooth	
HVIN	IPROXX2/SMP/Bluetooth	
FVIN	N/A	
HMN	N/A	
FCC-ID	O3YIPR2SMPBT	
IC	10744A-IPR2SMPBT	
Equipment type	End Product	
Radio type	Transceiver	
Assigned frequency bands	2400 - 2483.5 MHz	
Radio technology	Bluetooth LE	
Modulation	GFSK	
Number of antenna ports	1	
Antenna	Type	integrated
	Model	PCB Antenna
	Manufacturer	not specified
	Gain	0.0 dBi (from declaration)
Supply Voltage	V_{NOM}	29 VDC
Operating Temperature	T_{NOM}	25 °C
AC/DC-Adaptor	Model	N/A
	Vendor	N/A
	Input	N/A
	Output	N/A
Manufacturer	DewertOkin GmbH Weststr. 1 32278 Kirchlengern GERMANY	


1.1 Photos – Equipment External







1.2 Photos – Equipment Internal





1.3 Photos – Test Setup



1.4 Support Equipment

Product Type	Device	Manufacturer	Model	Comment
AE	Laptop	Dell	Latitude E6420	S/N HPJ4R1
Description:				
AE	Auxillary Equipment			
SIM	Simulator			
CBL	Connecting Cable			
Comment:				

1.5 Test Modes

Mode	Description
GFSK	Mode = Transmit Modulation = GFSK Spreading = None Duty cycle = 50%
Receive	Mode = Receive
Comment:	

1.6 Test Frequencies

Designator	Mode	Channel	Frequency [MHz]
F1	Tx / Rx	0	2402
F2	Tx / Rx	19	2440
F3	Tx / Rx	39	2480

1.7 Sample emission level calculation

The following is a description of terms and a sample calculation, as appears in the radiated emissions data table. The numbers used in the calculation are for example only. There is no direct correlation to the specific data taken for the product described in this document:

Reading:

This is the reading obtained on the spectrum analyzer in dBµV. Any external preamplifiers used are taken into account through internal analyzer settings.

A.F.:

This is the antenna factor for the receiving antenna. It is a conversion factor, which converts electric fields strengths to voltages, which can be measured directly on the spectrum analyzer. It is treated as a loss in dB. Cable losses have been included with the A.F. to simplify the calculations. The antenna factor is used in calculations as follows:

$$\text{Reading on Analyzer (dB}\mu\text{V)} + \text{A.F. (dB)} = \text{Net field strength (dB}\mu\text{V/m)}$$

Net:

This is the net field strength measurement (as shown above).

Limit:

This is the FCC Class B radiated emission limit (in units of dBµV/m). The FCC limits are given in units of µV/m. The following formula is used to convert the units of µV/m to dBµV/m:

$$\text{Limit (dB}\mu\text{V/m)} = 20 \cdot \log(\mu\text{V/m})$$

Margin:

This is the margin of compliance below the FCC limit. The units are given in dB. A negative margin indicates the emission was below the limit. A positive margin indicates that the emission exceeds the limit.

Example only:

Reading + AF	= Net Reading	:	Net reading	- FCC limit	= Margin
+21.5 dBµV	+ 26 dB = 47.5 dBµV/m	:	47.5 dBµV/m	- 57.0 dBµV/m	= -9.5 dB

2 Result Summary

FCC 47 CFR Part 15C, ISED RSS-247				
Product Standard Reference	Requirement	Reference Method	Result	Remarks
RSS-Gen 6.6	Occupied Bandwidth	ANSI C63.10	N/R	Informational only
FCC § 15.247(a)(2) ISED RSS-247 § 5.2	6 dB Bandwidth	ANSI C63.10	PASS	
FCC § 15.247(b)(3) ISED RSS-247 § 5.4	Maximum peak conducted power	ANSI C63.10	PASS	
FCC § 15.247(e) ISED RSS-247 § 5.2	Power spectral density	ANSI C63.10	PASS	
FCC § 15.207 ISED RSS-247 § 3.1	AC power line conducted emissions	ANSI C63.10	PASS	
FCC § 15.247(d) ISED RSS-247 § 5.5	Band edge compliance	ANSI C63.10	PASS	
FCC § 15.247(d) ISED RSS-247 § 5.5	Conducted spurious emissions	ANSI C63.10	PASS	
FCC § 15.247(d) FCC § 15.209 ISED RSS-GEN § 8.9	Transmitter radiated spurious emissions	ANSI C63.10	PASS	
ISED RSS-247 § 3.1	Receiver radiated spurious emissions	ANSI C63.10	PASS	
Comment:				

Possible Test Case Verdicts	
PASS	Test object does meet the requirements
FAIL	Test object does not meet the requirements
N/T	Required by standard but not tested
N/R	Not required by standard for the test object

3 Test Conditions and Results

3.1 Test Conditions and Results - Occupied bandwidth


3.1.1 Information

Test Information	
Reference	ISED RSS-Gen 6.6
Measurement Method	ANSI C63.10 6.9.3
Operator	Wilfried Treffke
Date	2017-11-08

3.1.2 Limits

Limits
None (Informational only)

3.1.3 Setup



3.1.4 Equipment

Test Equipment					
Description	Manufacturer	Model	Identifier	Cal. Date	Cal. Due
Spectrum Analyzer	R&S	FSU 26	EF01003	2017-07	2018-07

3.1.5 Procedure

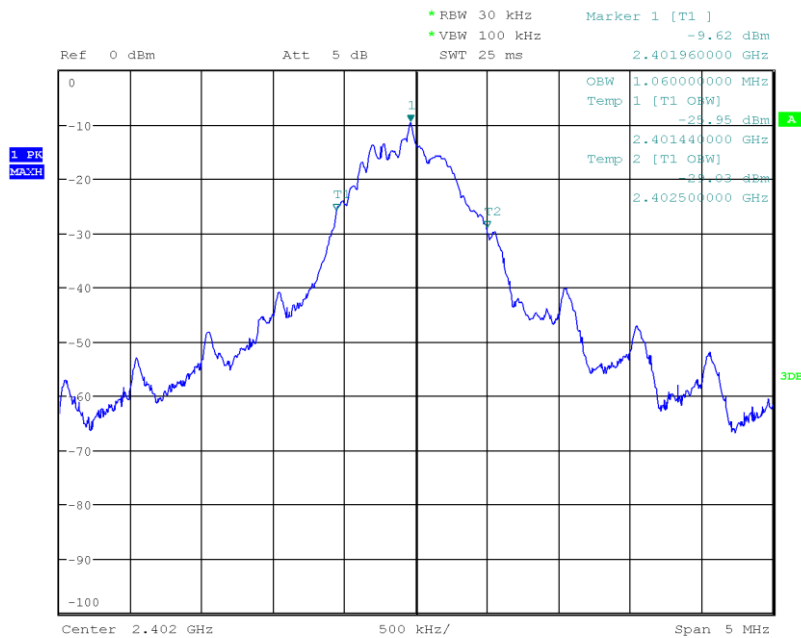
Test Procedure
<ol style="list-style-type: none"> 1. EUT transmitter is activated in test mode under normal conditions 2. The spectrum analyzer is set to peak detection and maximum hold with a span twice the emission spectrum 3. The resolution bandwidth is set to 1 % of the bandwidth 4. The occupied bandwidth is measured with the build-in analyzer function

3.1.6 Results

Test Results		
Mode	Frequency [MHz]	Bandwidth [MHz]
GFSK	2402	1.060
GFSK	2440	1.035
GFSK	2480	1.015

Occupied Bandwidth

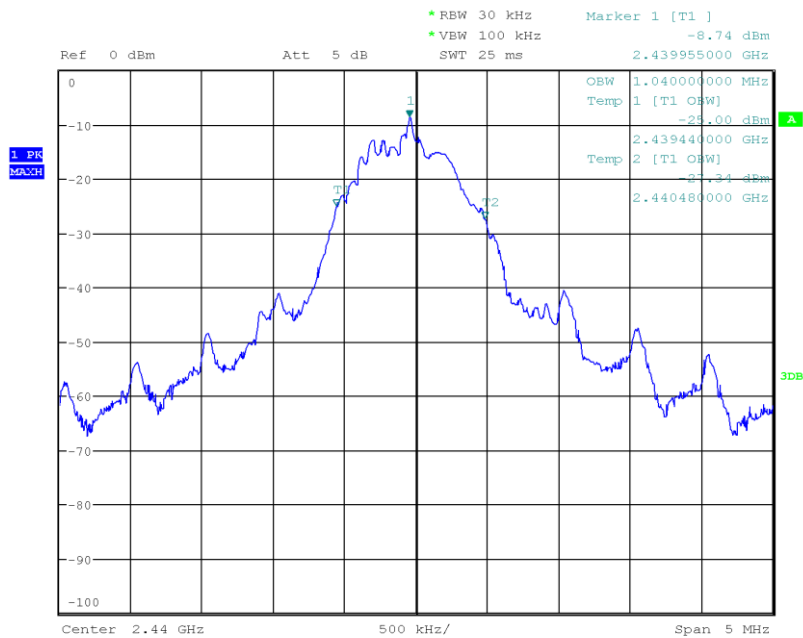
Project Number: G0M-1706-6624
 Applicant: Dewert Okin GmbH
 Model Description: Remote Control Bluetooth
 Model: IPROXX2/SMP/Bluetooth
 Test Sample ID: 15591
 Reference Standards: FCC 15.247, RSS-247
 Reference Method: ANSI C63.10:2013, Section 6.9.3
 Operational Mode: GFSK, Channel: 0, 2402 MHz
 Operating Conditions: Tnom/Vnom
 Operator: W. Treffke
 Test Site: Eurofins Product Service GmbH
 Test Date: 2017-11-08
 Occupied Bandwidth [MHz]: 1.060



Date: 8.NOV.2017 13:02:42

Occupied Bandwidth

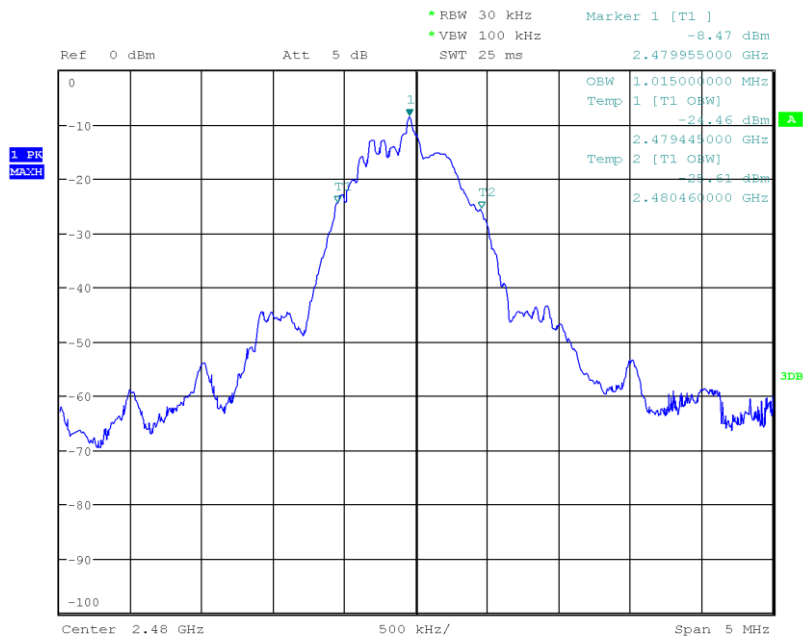
Project Number: G0M-1706-6624
 Applicant: Dewert Okin GmbH
 Model Description: Remote Control Bluetooth
 Model: IPROXX2/SMP/Bluetooth
 Test Sample ID: 15591
 Reference Standards: FCC 15.247, RSS-247
 Reference Method: ANSI C63.10:2013, Section 6.9.3
 Operational Mode: GFSK, Channel: 19, 2440 MHz
 Operating Conditions: Tnom/Vnom
 Operator: W. Treffke
 Test Site: Eurofins Product Service GmbH
 Test Date: 2017-11-08
 Occupied Bandwidth [MHz]: 1.035



Date: 8.NOV.2017 13:04:16

Occupied Bandwidth

Project Number: G0M-1706-6624
 Applicant: Dewert Okin GmbH
 Model Description: Remote Control Bluetooth
 Model: IPROXX2/SMP/Bluetooth
 Test Sample ID: 15591
 Reference Standards: FCC 15.247, RSS-247
 Reference Method: ANSI C63.10:2013, Section 6.9.3
 Operational Mode: GFSK, Channel: 39, 2480 MHz
 Operating Conditions: Tnom/Vnom
 Operator: W. Treffke
 Test Site: Eurofins Product Service GmbH
 Test Date: 2017-11-08
 Occupied Bandwidth [MHz]: 1.015



Date: 8.NOV.2017 13:05:52

3.2 Test Conditions and Results - 6 dB bandwidth


3.2.1 Information

Test Information	
Reference	FCC 15.247(a)(2) / ISED RSS-247 5.2
Measurement Method	ANSI C63.10 11.8
Operator	Wilfried Treffke
Date	2017-11-08

3.2.2 Limits

Limits
≥ 500kHz

3.2.3 Setup



3.2.4 Equipment

Test Equipment					
Description	Manufacturer	Model	Identifier	Cal. Date	Cal. Due
Spectrum Analyzer	R&S	FSU 26	EF01003	2017-07	2018-07

3.2.5 Procedure

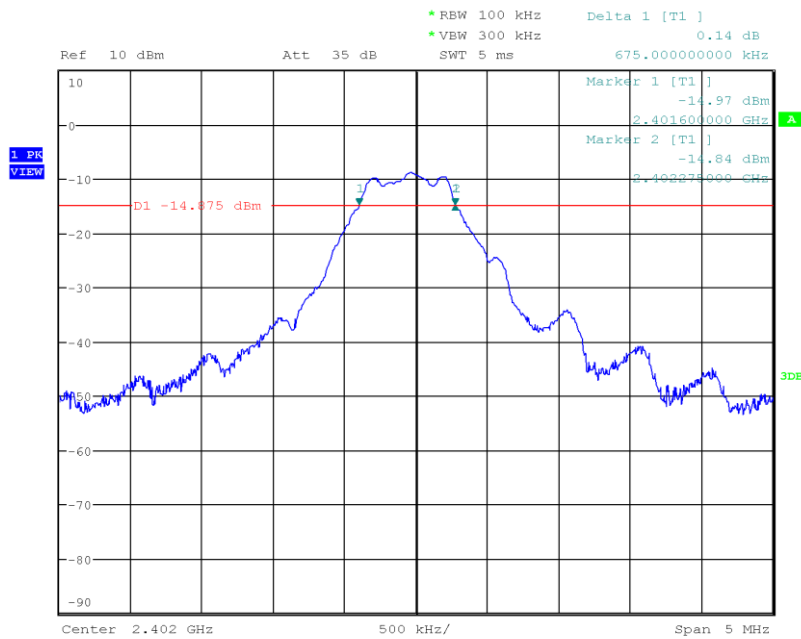
Test Procedure
<ol style="list-style-type: none"> 1. EUT set to test mode 2. Span set to at least twice the emission spectrum 3. Detector set to peak and max hold and RBW is set to 100 kHz 4. Envelope peak value of emission spectrum is selected 5. Marker on envelope of spectrum is set to level of -6 dB to the left of the peak 6. Marker on envelope of spectrum is set to level of -6 dB to the right of the peak 7. 6 dB Bandwidth is determined by marker frequency separation

3.2.6 Results

Test Results				
Mode	Frequency [MHz]	Bandwidth [kHz]	Limit [kHz]	Verdict
GFSK	2402	675	500	PASS
GFSK	2440	680	500	PASS
GFSK	2480	680	500	PASS

DTS (6 dB) Bandwidth

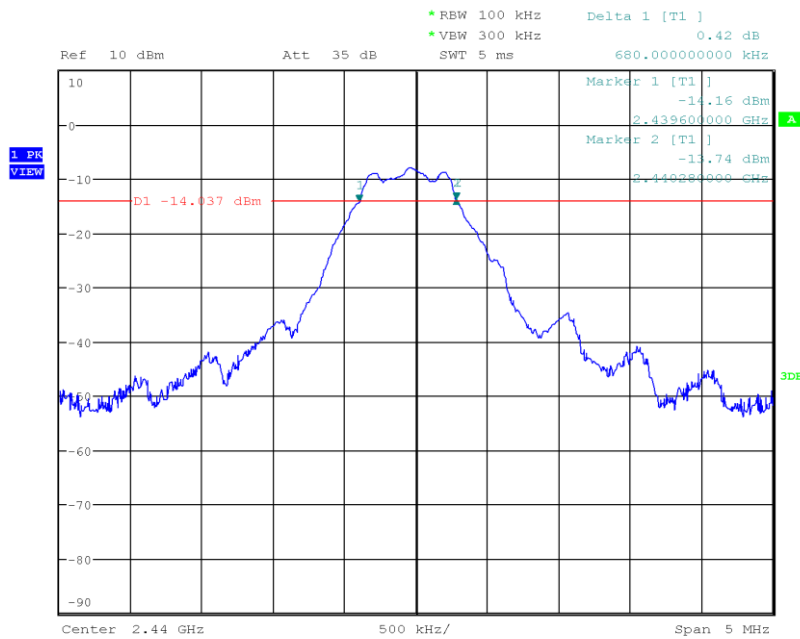
Project Number: G0M-1706-6624
 Applicant: Dewert Okin GmbH
 Model Description: Remote Control Bluetooth
 Model: IPROXX2/SMP/Bluetooth
 Test Sample ID: 15591
 Reference Standards: FCC 15.247, RSS-247
 Reference Method: ANSI C63.10:2013, Section 11.8.1 Option 1
 Operational Mode: GFSK, Channel: 0, 2402 MHz
 Operating Conditions: Tnom/Vnom
 Operator: W. Treffke
 Test Site: Eurofins Product Service GmbH
 Test Date: 2017-11-08
 Lower Frequency [MHz]: 2401.600
 Upper Frequency [MHz]: 2402.275
 6 dB Bandwidth [kHz]: 675



Date: 8.NOV.2017 13:13:20

DTS (6 dB) Bandwidth

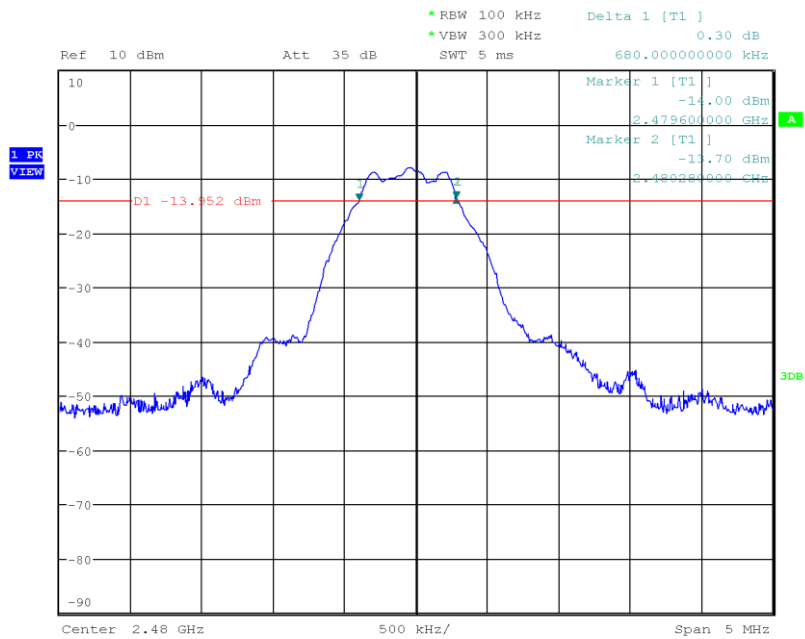
Project Number: G0M-1706-6624
Applicant: Dewert Okin GmbH
Model Description: Remote Control Bluetooth
Model: IPROXX2/SMP/Bluetooth
Test Sample ID: 15591
Reference Standards: FCC 15.247, RSS-247
Reference Method: ANSI C63.10:2013, Section 11.8.1 Option 1
Operational Mode: GFSK, Channel: 19, 2440 MHz
Operating Conditions: Tnom/Vnom
Operator: W. Treffke
Test Site: Eurofins Product Service GmbH
Test Date: 2017-11-08
Lower Frequency [MHz]: 2439.600
Upper Frequency [MHz]: 2440.280
6 dB Bandwidth [kHz]: 680



Date: 8.NOV.2017 13:11:52

DTS (6 dB) Bandwidth

Project Number: G0M-1706-6624
 Applicant: Dewert Okin GmbH
 Model Description: Remote Control Bluetooth
 Model: IPROXX2/SMP/Bluetooth
 Test Sample ID: 15591
 Reference Standards: FCC 15.247, RSS-247
 Reference Method: ANSI C63.10:2013, Section 11.8.1 Option 1
 Operational Mode: GFSK, Channel: 39, 2480 MHz
 Operating Conditions: Tnom/Vnom
 Operator: W. Treffke
 Test Site: Eurofins Product Service GmbH
 Test Date: 2017-11-08
 Lower Frequency [MHz]: 2479.600
 Upper Frequency [MHz]: 2480.280
 6 dB Bandwidth [kHz]: 680



Date: 8.NOV.2017 13:09:37

3.3 Test Conditions and Results - Maximum peak conducted output power


3.3.1 Information

Test Information	
Reference	FCC 15.247(b)(1) / ISED RSS-247 5.4
Measurement Method	ANSI C63.10 11.9.1
Operator	Wilfried Treffke
Date	2017-11-08

3.3.2 Limits

Limits
1 W (30 dBm)
The conducted output power limit specified above is based on the use of antennas with directional gains that do not exceed 6 dBi. If transmitting antennas of directional gain greater than 6 dBi are used, the conducted output power from the intentional radiator shall be reduced below the stated values in the table, as appropriate, by the amount in dB that the directional gain of the antenna exceeds 6 dBi.

3.3.3 Setup



3.3.4 Equipment

Test Equipment					
Description	Manufacturer	Model	Identifier	Cal. Date	Cal. Due
Spectrum Analyzer	R&S	FSU 26	EF01003	2017-07	2018-07

3.3.5 Procedure

Test Procedure
<ol style="list-style-type: none"> 1. EUT set to test hopping mode (Communication tester is used if needed) 2. Analyzer resolution bandwidth is set \geq DTS bandwidth 3. Detector set to peak and max hold 4. Sweep time is set to auto 5. After the trace has stabilized a marker is set to peak of envelope

3.3.6 Results

Test Results				
Channel [MHz]	Power [dBm]	Power [W]	Limit [W]	Verdict
2402	-1.403	0.0007	1.0	PASS
2440	-0.331	0.0009	1.0	PASS
2480	-0.266	0.0009	1.0	PASS

3.4 Test Conditions and Results - Power spectral density


3.4.1 Information

Test Information	
Reference	FCC 15.247(e) / ISED RSS-247 5.2
Measurement Method	ANSI C63.10 11.10.2, 14.3.2
Operator	Wilfried Treffke
Date	2017-11-08

3.4.2 Limits

Limits
8 dBm / 3 kHz

3.4.3 Setup



3.4.4 Equipment

Test Equipment					
Description	Manufacturer	Model	Identifier	Cal. Date	Cal. Due
Spectrum Analyzer	R&S	FSU 26	EF01003	2017-07	2018-07

3.4.5 Procedure

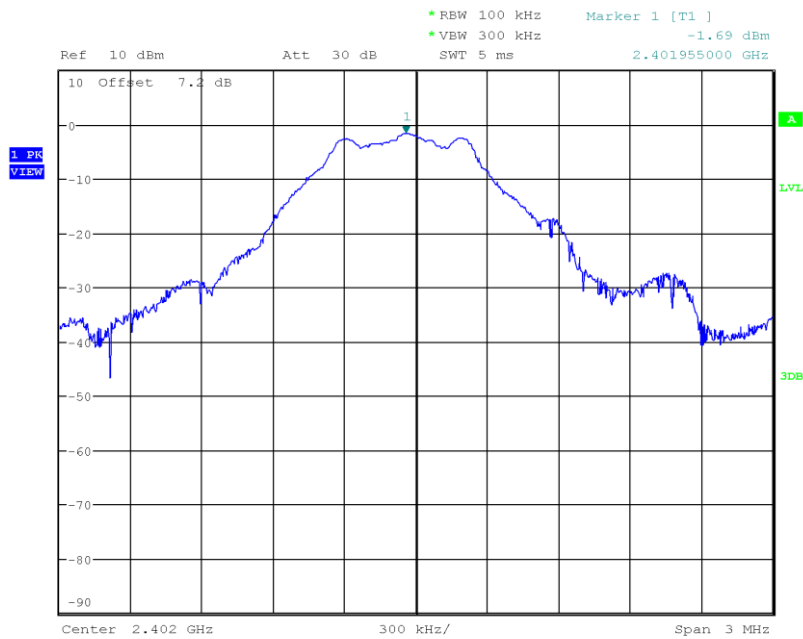
Test Procedure
<ol style="list-style-type: none"> 1. EUT set to test mode 2. The analyzer is set to DTS channel center frequency with a span of 1.5 times the DTS bandwidth 3. The RBW is set to 100 kHz with VBW \geq RBW and the detector is set to peak with max hold 4. After the trace has stabilized a marker is set to the envelope maximum 5. If the power spectral density is above the limit the RBW is reduced (not lower than 3 kHz) and the measurement is repeated 6. If the EUT has more than one transmit chain the procedure is repeated for each transmit chain

3.4.6 Results

Test Results			
Channel [MHz]	PSD [dBm/RBW]	Limit [dBm/3kHz]	Verdict
2402	-1.688	8.0	PASS
2440	-0.836	8.0	PASS
2480	-0.755	8.0	PASS
RBW = 100 kHz			

Peak Power Spectral Density

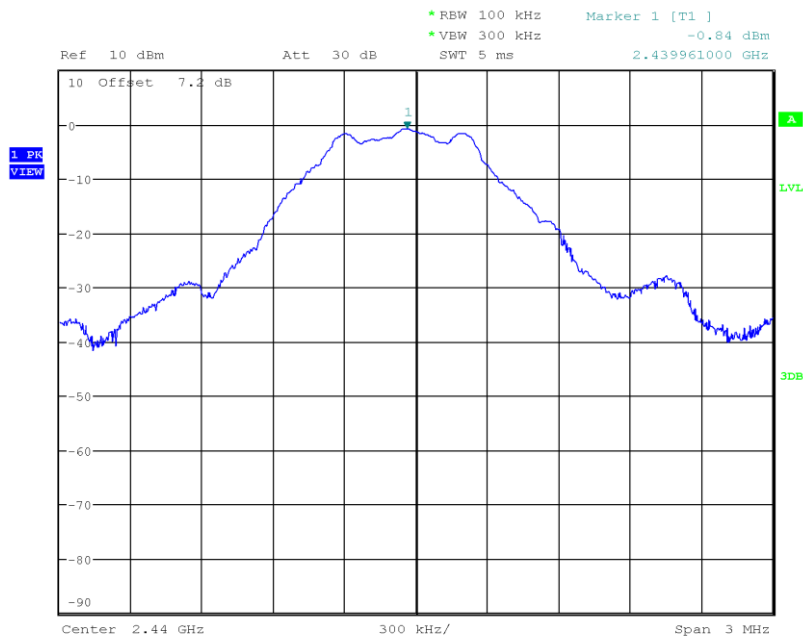
Project Number: G0M-1706-6624
 Applicant: Dewert Okin GmbH
 Model Description: Remote Control Bluetooth
 Model: IPROXX2/SMP/Bluetooth
 Test Sample ID: 15591
 Reference Standards: FCC 15.247, RSS-247
 Reference Method: ANSI C63.10:2013, Section 11.10.2
 Operational Mode: GFSK, Channel: 0, 2402 MHz
 Operating Conditions: Tnom/Vnom
 Operator: W. Treffke
 Test Site: Eurofins Product Service GmbH
 Test Date: 2017-11-08
 Peak Frequency [MHz]: 2401.955
 Spectral Density [dBm/RBW]: -1.688
 Resolution Bandwidth [kHz]: 100 kHz



Date: 8.NOV.2017 13:31:02

Peak Power Spectral Density

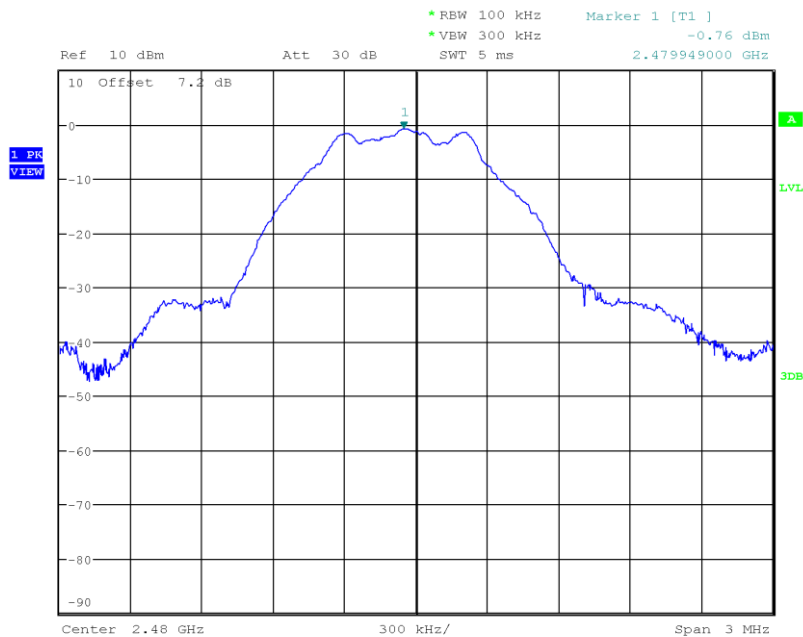
Project Number: G0M-1706-6624
 Applicant: Dewert Okin GmbH
 Model Description: Remote Control Bluetooth
 Model: IPROXX2/SMP/Bluetooth
 Test Sample ID: 15591
 Reference Standards: FCC 15.247, RSS-247
 Reference Method: ANSI C63.10:2013, Section 11.10.2
 Operational Mode: GFSK, Channel: 19, 2440 MHz
 Operating Conditions: Tnom/Vnom
 Operator: W. Treffke
 Test Site: Eurofins Product Service GmbH
 Test Date: 2017-11-08
 Peak Frequency [MHz]: 2439.961
 Spectral Density [dBm/RBW]: -0.836
 Resolution Bandwidth [kHz]: 100 kHz



Date: 8.NOV.2017 13:29:49

Peak Power Spectral Density

Project Number: G0M-1706-6624
 Applicant: Dewert Okin GmbH
 Model Description: Remote Control Bluetooth
 Model: IPROXX2/SMP/Bluetooth
 Test Sample ID: 15591
 Reference Standards: FCC 15.247, RSS-247
 Reference Method: ANSI C63.10:2013, Section 11.10.2
 Operational Mode: GFSK, Channel: 39, 2480 MHz
 Operating Conditions: Tnom/Vnom
 Operator: W. Treffke
 Test Site: Eurofins Product Service GmbH
 Test Date: 2017-11-08
 Peak Frequency [MHz]: 2479.949
 Spectral Density [dBm/RBW]: -0.755
 Resolution Bandwidth [kHz]: 100 kHz



Date: 8.NOV.2017 13:28:47

3.5 Test Conditions and Results - AC powerline conducted emissions

3.5.1 Information

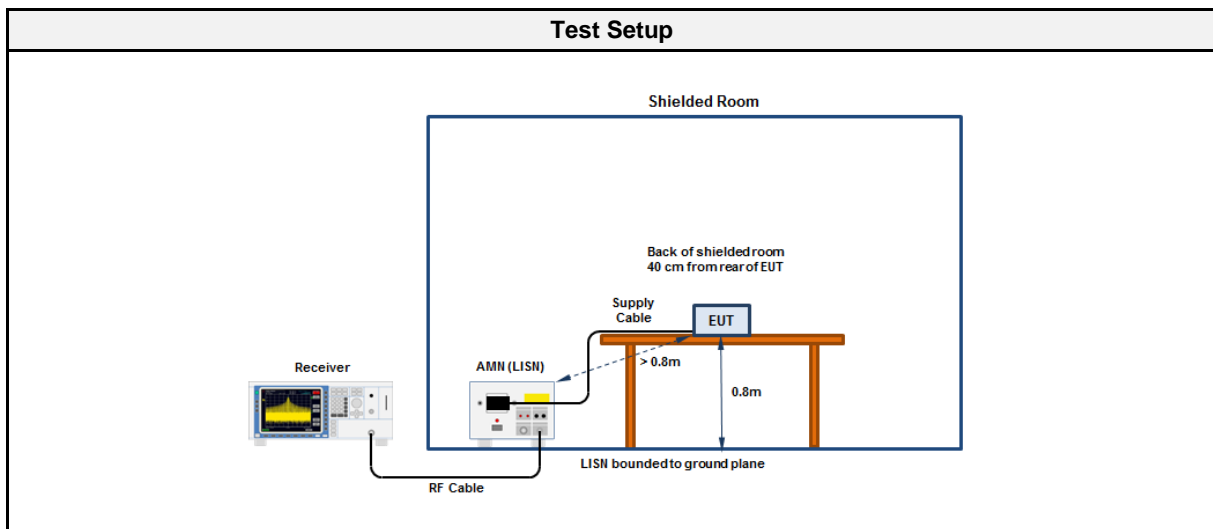
Test Information	
Reference	FCC 15.207
Measurement Method	ANSI C63.10 6.2
Operator	Wilfried Treffke
Date	2017-11-08

3.5.2 Limits

Limits		
Frequency [MHz]	Quasi-Peak [dB μ V]	Average [dB μ V]
0.15 - 0.5	66 - 56*	56 - 46*
0.5 - 5	56	46
5 - 30	60	50

* Limit decreases linearly with the logarithm of the frequency

3.5.3 Setup



3.5.4 Equipment

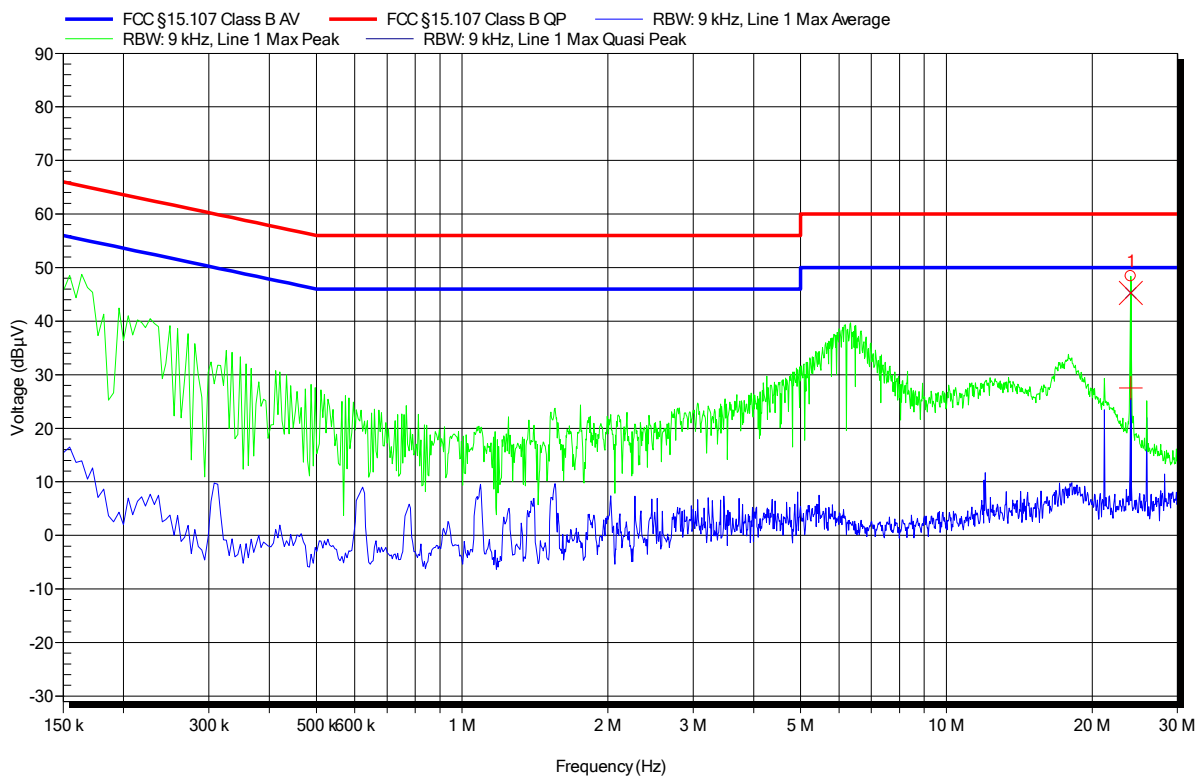
Test Equipment					
Description	Manufacturer	Model	Identifier	Cal. Date	Cal. Due
EMI Test Receiver	R&S	ESR7	EF00943	2017-07	2018-07
LISN	R&S	ESH2-Z5	EF00182	2017-01	2019-01
LISN	R&S	ESH3-Z5	EF00036	2017-01	2019-01

EMI voltage test in the ac-mains according to FCC 15B

Project number: G0M-1706-6624

Applicant: DewertOkin GmbH
 EUT Name: Remote Control Bluetooth
 Model: IPROXX2/SMP/Bluetooth
 Test Site: Eurofins Product Service GmbH
 Operator: Mr. Treffke
 Test Conditions: Tnom: 22°C, Unom: 120 VAC
 LISN: ESH2-Z5 L
 Mode: BLE; Tx, 2440 MHz
 Test Date: 2017-11-27
 Note:

Index 3



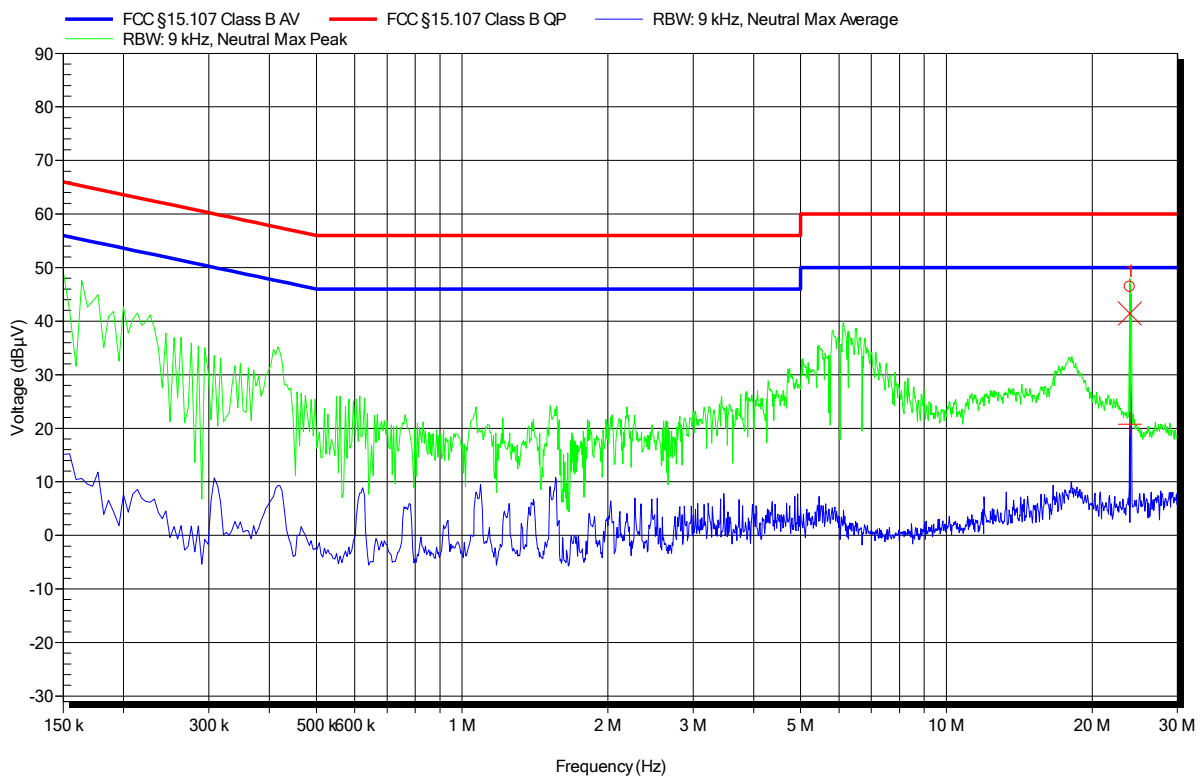
Peak Number	Frequency	Quasi-Peak	Quasi-Peak Limit	Quasi-Peak Difference	Quasi-Peak Status
1	24.021 MHz	45.25 dBµV	60 dBµV	-14.75 dB	Pass
Peak Number	Frequency	Average	Average Limit	Average Difference	Average Status
1	24.021 MHz	27.52 dBµV	50 dBµV	-22.48 dB	Pass

EMI voltage test in the ac-mains according to FCC 15B

Project number: G0M-1706-6624

Applicant: DewertOkin GmbH
 EUT Name: Remote Control Bluetooth
 Model: IPROXX2/SMP/Bluetooth
 Test Site: Eurofins Product Service GmbH
 Operator: Mr. Treffke
 Test Conditions: Tnom: 22°C, Unom: 120 VAC
 LISN: ESH2-Z5 N
 Mode: BLE; Tx, 2440 MHz
 Test Date: 2017-11-27
 Note:

Index 2



Peak Number	Frequency	Quasi-Peak	Quasi-Peak Limit	Quasi-Peak Difference	Quasi-Peak Status
1	23.919 MHz	41.43 dBµV	60 dBµV	-18.57 dB	Pass
Peak Number	Frequency	Average	Average Limit	Average Difference	Average Status
1	23.919 MHz	20.72 dBµV	50 dBµV	-29.28 dB	Pass

3.6 Test Conditions and Results - Band-edge compliance


3.6.1 Information

Test Information	
Reference	FCC 15.247(d) / ISED RSS-247 5.5
Measurement Method	ANSI C63.10 11.13
Operator	Wilfried Treffke
Date	2017-11-08

3.6.2 Limits

Limits	
Power Measurement	Out-of-band attenuation [dB]
Peak	20
RMS	30

3.6.3 Setup



3.6.4 Equipment

Test Equipment					
Description	Manufacturer	Model	Identifier	Cal. Date	Cal. Due
Spectrum Analyzer	R&S	FSU 26	EF01003	2017-07	2018-07

3.6.5 Procedure

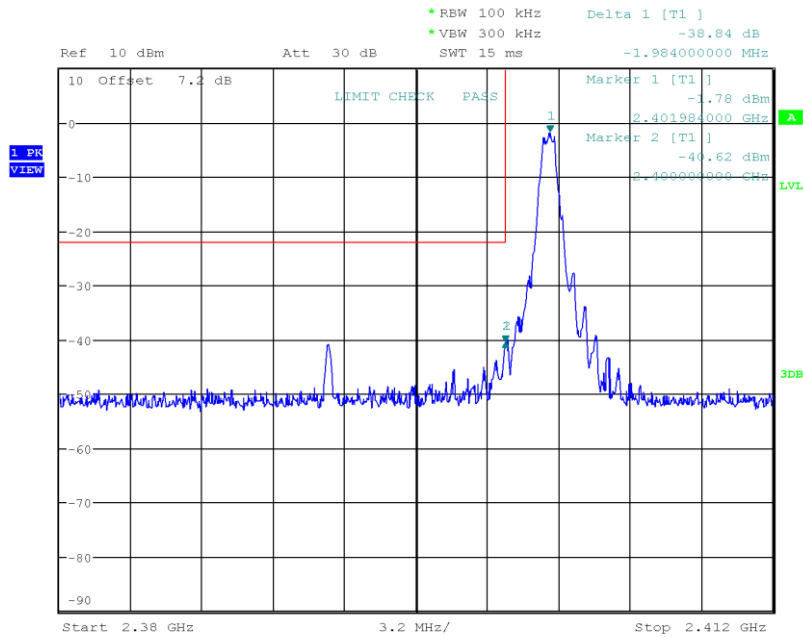
Test Procedure
<ol style="list-style-type: none"> 1. EUT set to test mode (Communication tester is used if needed) 2. Span set around lower band edge and detector is set to peak and max hold 3. Resolution bandwidth is set to 100 kHz 4. Markers are set to peak emission levels within frequency band and outside frequency band 5. Band edge attenuation is determined from level difference

3.6.6 Results

Test Results				
Mode	Channel [MHz]	Out-of-band Attenuation [dB]	Limit [dB]	Verdict
GFSK	2402	-38.84	-20	PASS
GFSK	2480	-36.91	-20	PASS

Band-edge Compliance

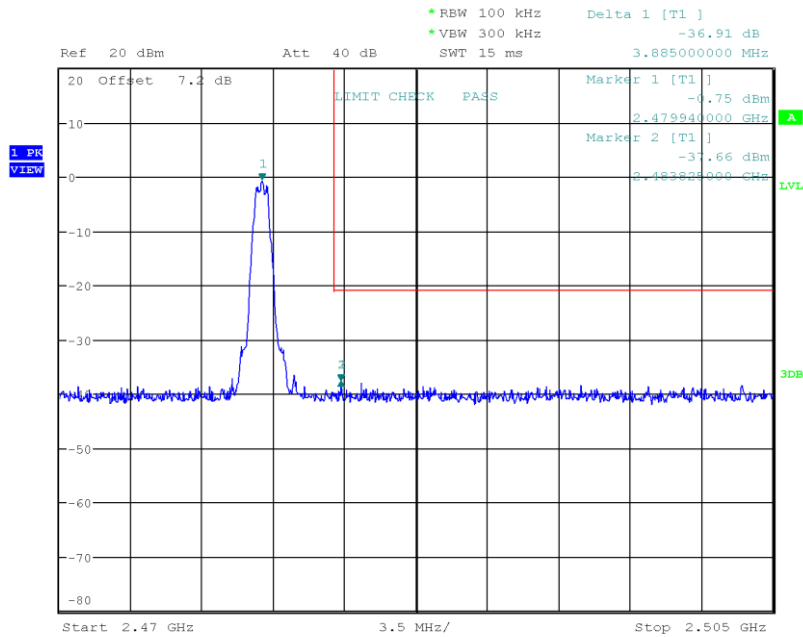
Project Number: G0M-1706-6624
 Applicant: Dewert Okin GmbH
 Model Description: Remote Control Bluetooth
 Model: IPROXX2/SMP/Bluetooth
 Test Sample ID: 15591
 Reference Standards: FCC 15.247, RSS-247
 Reference Method: ANSI C63.10:2013, Section 11.11
 Operational Mode: GFSK, Channel: 0, 2402 MHz
 Operating Conditions: Tnom/Vnom
 Operator: W. Treffke
 Test Site: Eurofins Product Service GmbH
 Test Date: 2017-11-08
 Band-edge: Lower
 In-band Frequency [MHz]: 2401.984
 Max. in-band Level [dBm/100 kHz]: -1.78
 Out-of-band Frequency [MHz]: 2400.0
 Max. out-of-band Level [dBm/100 kHz]: -40.618
 Attenuation [dB]: -38.84



Date: 8.NOV.2017 13:36:29

Band-edge Compliance

Project Number: G0M-1706-6624
 Applicant: Dewert Okin GmbH
 Model Description: Remote Control Bluetooth
 Model: IPROXX2/SMP/Bluetooth
 Test Sample ID: 15591
 Reference Standards: FCC 15.247, RSS-247
 Reference Method: ANSI C63.10:2013, Section 11.11
 Operational Mode: GFSK, Channel: 39, 2480 MHz
 Operating Conditions: Tnom/Vnom
 Operator: W. Treffke
 Test Site: Eurofins Product Service GmbH
 Test Date: 2017-11-08
 Band-edge: Upper
 In-band Frequency [MHz]: 2479.94
 Max. in-band Level [dBm/100 kHz]: -0.755
 Out-of-band Frequency [MHz]: 2483.825
 Max. out-of-band Level [dBm/100 kHz]: -37.664
 Attenuation [dB]: -36.91



Date: 8.NOV.2017 13:38:22

3.7 Test Conditions and Results - Conducted spurious emissions


3.7.1 Information

Test Information	
Reference	FCC 15.247(d) / ISED RSS-247 5.5
Measurement Method	ANSI C63.10 11.11
Operator	Wilfried Treffke
Date	2017-11-08

3.7.2 Limits

Limits	
Power Measurement	Out-of-band attenuation [dB]
Peak	20
RMS	30

3.7.3 Setup



3.7.4 Equipment

Test Equipment					
Description	Manufacturer	Model	Identifier	Cal. Date	Cal. Due
Spectrum Analyzer	R&S	FSU 26	EF01003	2017-07	2018-07

3.7.5 Procedure

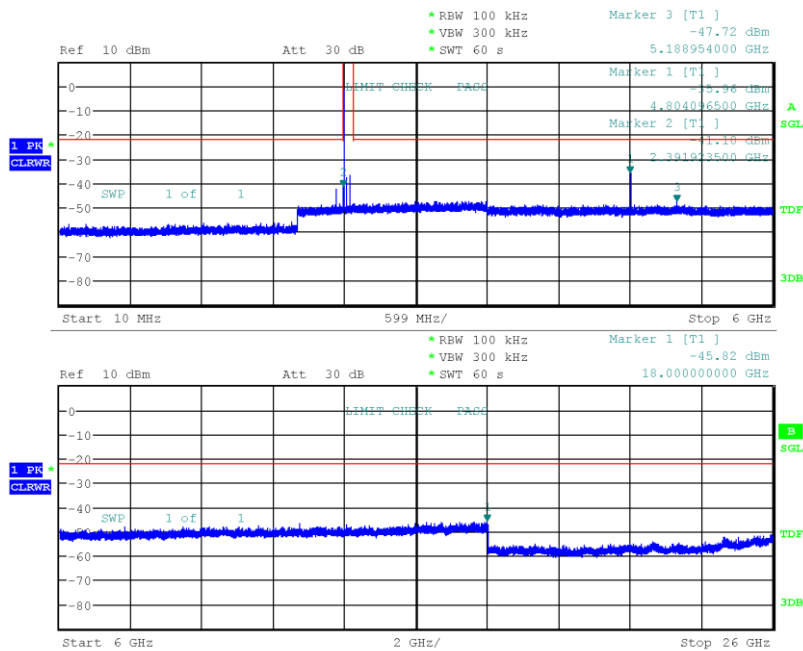
Test Procedure
<ol style="list-style-type: none"> 1. EUT set to test mode (Communication tester is used if needed) 2. Span set around lower band edge and detector is set to peak and max hold 3. Resolution bandwidth is set to 100 kHz 4. Markers are set to peak emission levels within frequency band and outside frequency band 5. Band edge attenuation is determined from level difference

3.7.6 Results

Test Results		
Mode	Channel [MHz]	Verdict
GFSK	2402	PASS
GFSK	2440	PASS
GFSK	2480	PASS

Conducted Spurious Emissions

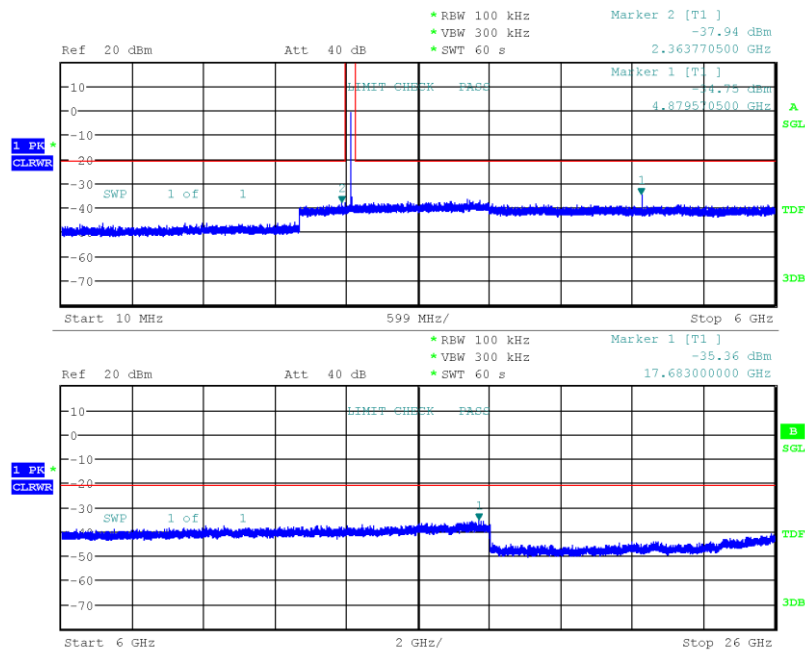
Project Number: G0M-1706-6624
 Applicant: Dewert Okin GmbH
 Model Description: Remote Control Bluetooth
 Model: IPROXX2/SMP/Bluetooth
 Test Sample ID: 15591
 Reference Standards: FCC 15.247, RSS-247
 Reference Method: ANSI C63.10:2013, Section 11.11
 Operational Mode: GFSK, Channel: 0, 2402 MHz
 Operating Conditions: Tnom/Vnom
 Operator: C. Weber
 Test Site: Eurofins Product Service GmbH
 Test Date: 2017-11-08
 Max. in-band Frequency [MHz]: 2402.0
 Max. in-band Level [dBm/100 kHz]: -1.7
 Out-of-band Limit [dBm/100 kHz]: -21.7



Date: 8.NOV.2017 13:45:19

Conducted Spurious Emissions

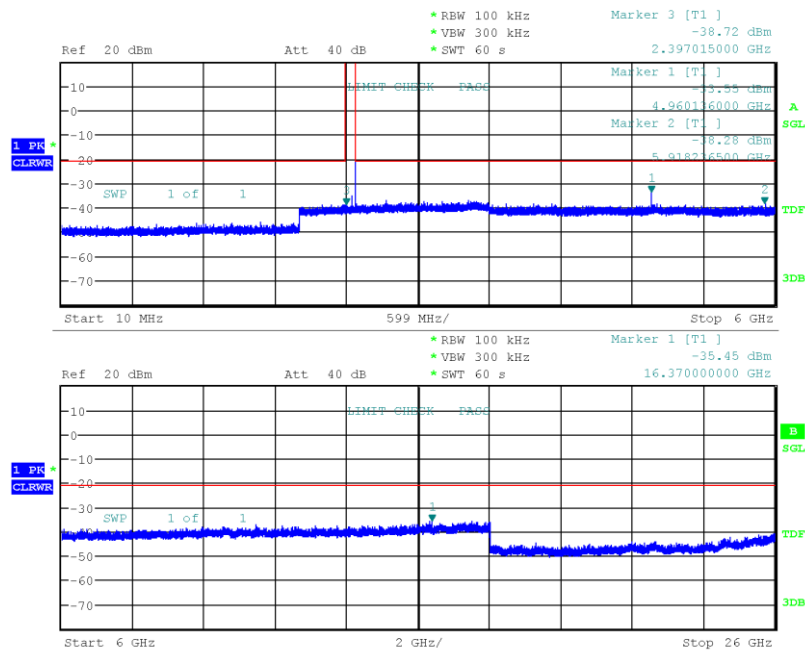
Project Number: G0M-1706-6624
 Applicant: Dewert Okin GmbH
 Model Description: Remote Control Bluetooth
 Model: IPROXX2/SMP/Bluetooth
 Test Sample ID: 15591
 Reference Standards: FCC 15.247, RSS-247
 Reference Method: ANSI C63.10:2013, Section 11.11
 Operational Mode: GFSK, Channel: 19, 2440 MHz
 Operating Conditions: Tnom/Vnom
 Operator: C. Weber
 Test Site: Eurofins Product Service GmbH
 Test Date: 2017-11-08
 Max. in-band Frequency [MHz]: 2440.0
 Max. in-band Level [dBm/100 kHz]: -0.8
 Out-of-band Limit [dBm/100 kHz]: -20.8



Date: 8.NOV.2017 13:49:17

Conducted Spurious Emissions

Project Number: G0M-1706-6624
 Applicant: Dewert Okin GmbH
 Model Description: Remote Control Bluetooth
 Model: IPROXX2/SMP/Bluetooth
 Test Sample ID: 15591
 Reference Standards: FCC 15.247, RSS-247
 Reference Method: ANSI C63.10:2013, Section 11.11
 Operational Mode: GFSK, Channel: 39, 2480 MHz
 Operating Conditions: Tnom/Vnom
 Operator: C. Weber
 Test Site: Eurofins Product Service GmbH
 Test Date: 2017-11-08
 Max. in-band Frequency [MHz]: 2479.9
 Max. in-band Level [dBm/100 kHz]: -0.8
 Out-of-band Limit [dBm/100 kHz]: -20.8



Date: 8.NOV.2017 13:53:31

3.8 Test Conditions and Results - Transmitter radiated emissions

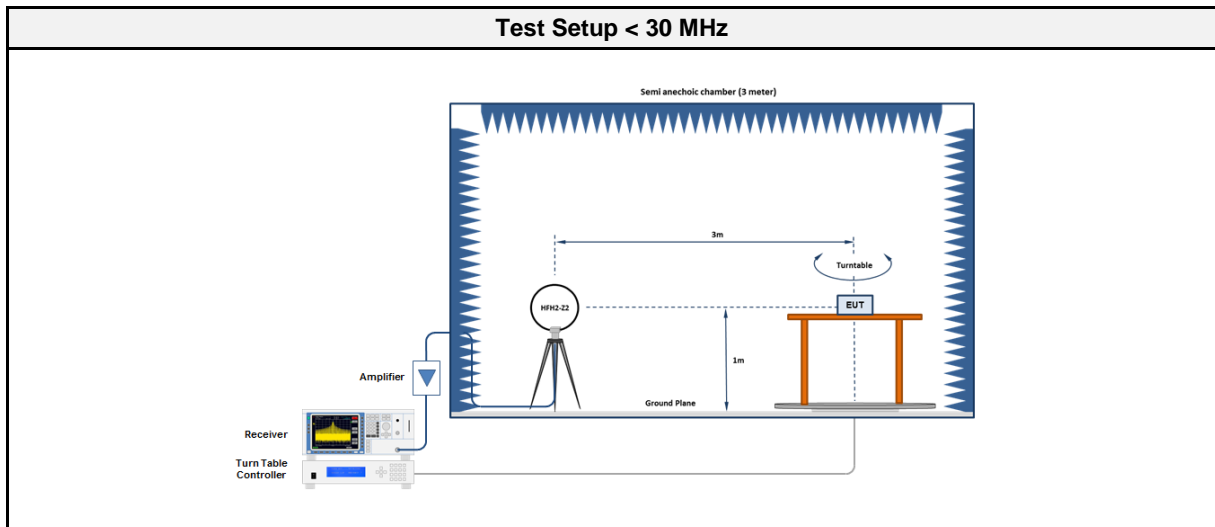
3.8.1 Information

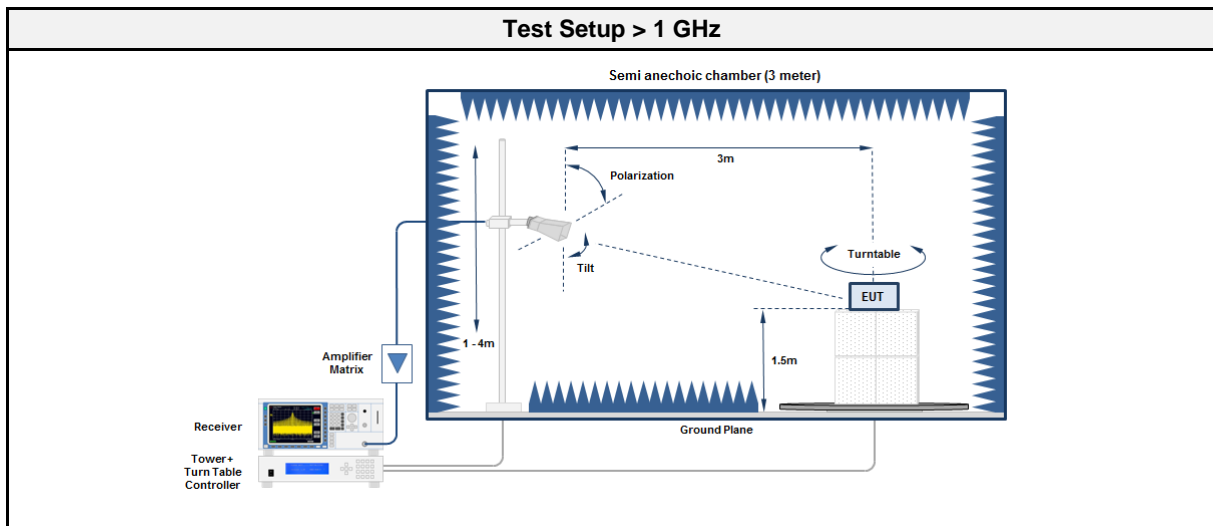
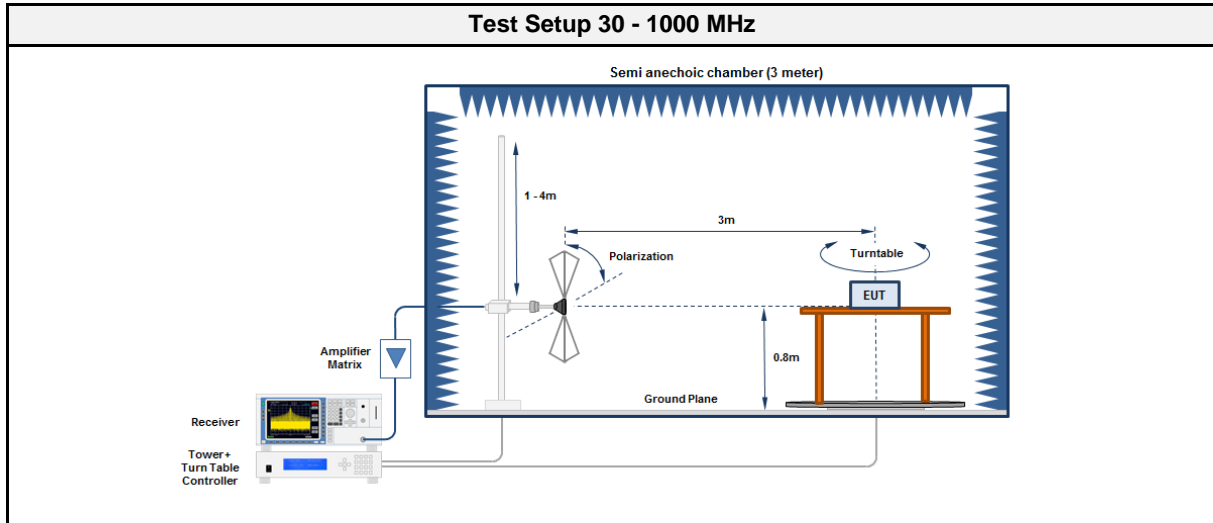
Test Information	
Reference	FCC 15.247(d) / ISED RSS-GEN 8.9
Measurement Method	ANSI C63.10 6.4, 6.5, 6.6, 11.12
Operator	Wilfried Treffke
Date	2017-11-07

3.8.2 Limits

Limits			
Frequency [MHz]	Detector	Field strength [dB μ V/m]	Measurement distance [m]
0.009 - 0.09	Average	2400/F[kHz]	300
0.09 - 0.110	Quasi-Peak	2400/F[kHz]	300
0.110 - 0.490	Average	2400/F[kHz]	300
0.490 - 1.705	Quasi-Peak	24000/F[kHz]	30
1.705 - 30.0	Quasi-Peak	30	30
30 - 88	Quasi-Peak	100	3
88 - 216	Quasi-Peak	150	3
216 - 960	Quasi-Peak	200	3
960 - 1000	Quasi-Peak	500	3
>1000	Average	500	3

3.8.3 Setup





3.8.4 Equipment

Test Equipment 30 - 1000 MHz					
Description	Manufacturer	Model	Identifier	Cal. Date	Cal. Due
Anechoic Chamber	Frankonia	AC1	EF00062	2017-02	2020-02
Measurement Receiver	R&S	ESU 26	EF00887	2017-07	2018-07
Antenna	R&S	HK 116	EF00030	2016-04	2019-04
Antenna	R&S	HL 223	EF00187	2016-05	2019-05

Test Equipment > 1 GHz					
Description	Manufacturer	Model	Identifier	Cal. Date	Cal. Due
Anechoic Chamber	Frankonia	AC1	EF00062	2017-02	2020-02
Measurement Receiver	Agilent	N9038A-526/WXP	EF01070	2017-08	2018-08
Antenna	R&S	BBHA 9120D	EF00018	2016-09	2019-09
Antenna	Amplifier Research	AT4560	EF01152	2017-10	2018-10

3.8.5 Procedure

Test Procedure < 30 MHz	
1.	EUT is placed on a non conducting support at the center of a turn table 0.8 m above the ground
2.	EUT set to test mode
3.	The EUT is rotated through 360°
4.	The emissions are measured with peak detector and max hold
5.	All significant emissions are measured again using the corresponding final detector

Test Procedure 30 - 1000 MHz	
1.	EUT is placed on a non conducting support at the center of a turn table 0.8 m above the ground
2.	EUT set to test mode
3.	The receiver is set to peak detection with max hold
4.	The EUT is rotated through 360° and the height of the antenna is varied from 1 m to 4 m
5.	All significant emissions are measured again using the corresponding final detector

Test Procedure > 1 GHz	
1.	EUT is placed on a non conducting support at the center of a turn table 1.5 m above the ground
2.	EUT set to test mode
3.	The receiver is set to peak detection with max hold
4.	The EUT is rotated through 360° and the height of the antenna is varied from 1 m to 4 m
5.	All significant emissions are measured again using the corresponding final detector

3.8.6 Results

Test Results						
Channel [MHz]	Emission [MHz]	Level [dBµV/m]	Det.	Pol.	Limit [dBµV/m]	Margin [dB]
2402	2312.2	54.94	pk	hor	74.00	-19.06
2402	2312.2	39.25	RMS	hor	54.00	-14.75
2402	4807	47.57	pk	hor	74.00	-26.43
2402	4807	46.32	RMS	hor	54.00	-07.68
2402	4808	54.10	pk	ver	74.00	-19.90
2402	4808	52.30	RMS	ver	54.00	-01.70
2440	2488.3	55.34	pk	hor	74.00	-18.66
2440	2488.3	37.75	RMS	hor	54.00	-16.25
2440	4879	52.72	pk	ver	74.00	-21.28
2440	4879	51.30	RMS	ver	54.00	-02.70
2440	4880	54.99	pk	hor	74.00	-19.01
2440	4880	53.22	RMS	hor	54.00	-00.78
2480	4956	51.49	pk	ver	74.00	-22.51
2480	4956	49.26	RMS	ver	54.00	-04.74
2480	4960	55.09	pk	hor	74.00	-18.91
2480	4960	53.12	RMS	hor	54.00	-00.88

3.9 Test Conditions and Results - Receiver radiated emissions

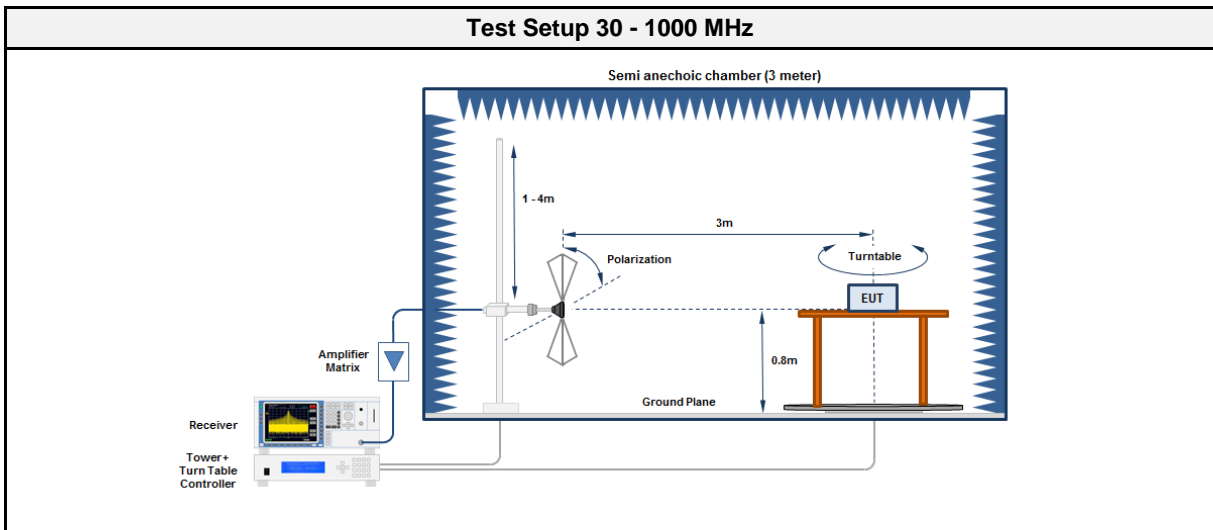
3.9.1 Information

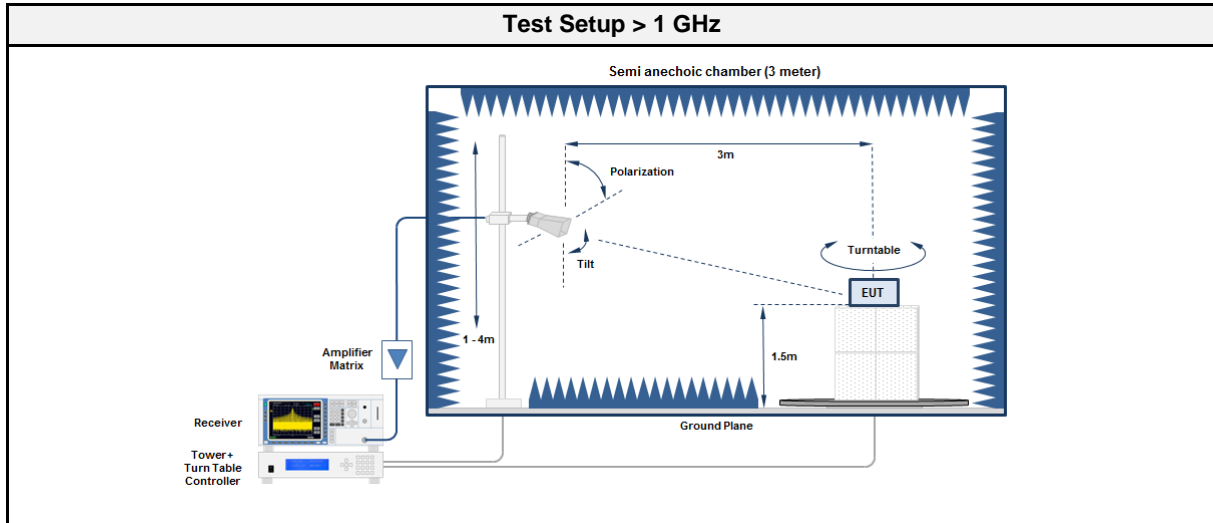
Test Information	
Reference	ISED RSS-247 3.1
Measurement Method	ANSI C63.10 6.5, 6.6, 11.12
Operator	Wilfried Treffke
Date	2017-11-08

3.9.2 Limits

Limits			
Frequency [MHz]	Detector	Field strength [dB μ V/m]	Measurement distance [m]
30 - 88	Quasi-Peak	100	3
88 - 216	Quasi-Peak	150	3
216 - 960	Quasi-Peak	200	3
960 - 1000	Quasi-Peak	500	3
>1000	Average	500	3

3.9.3 Setup





3.9.4 Equipment

Test Equipment 30 - 1000 MHz					
Description	Manufacturer	Model	Identifier	Cal. Date	Cal. Due
Anechoic Chamber	Frankonia	AC1	EF00062	2017-02	2020-02
Measurement Receiver	Agilent	N9038A-526/WXP	EF01070	2017-08	2018-08
Antenna	R&S	HK 116	EF00012	2016-05	2019-05
Antenna	R&S	HL 223	EF00212	2016-04	2019-04

Test Equipment > 1 GHz					
Description	Manufacturer	Model	Identifier	Cal. Date	Cal. Due
Anechoic Chamber	Frankonia	AC1	EF00062	2017-02	2020-02
Measurement Receiver	Agilent	N9038A-526/WXP	EF01070	2017-08	2018-08
Antenna	R&S	BBHA 9120D	EF00018	2016-09	2019-09
Antenna	Amplifier Research	AT4560	EF01152	2017-10	2018-10

3.9.5 Procedure

Test Procedure 30 - 1000 MHz
<ol style="list-style-type: none"> EUT is placed on a non conducting support at the center of a turn table 0.8 m above the ground EUT set to test mode The receiver is set to peak detection with max hold The EUT is rotated through 360° and the height of the antenna is varied from 1 m to 4 m All significant emissions are measured again using the corresponding final detector

Test Procedure > 1 GHz
<ol style="list-style-type: none"> EUT is placed on a non conducting support at the center of a turn table 1.5 m above the ground EUT set to test mode The receiver is set to peak detection with max hold The EUT is rotated through 360° and the height of the antenna is varied from 1 m to 4 m All significant emissions are measured again using the corresponding final detector

3.9.6 Results

Test Results						
Channel [MHz]	Emission [MHz]	Level [dB μ V/m]	Det.	Pol.	Limit [dB μ V/m]	Margin [dB]
2440	940.8	29.41	pk	hor	46.00	-16.59
2440	2746	49.67	pk	hor	53.98	-04.31
2440	2746	44.17	pk	ver	53.98	-09.81

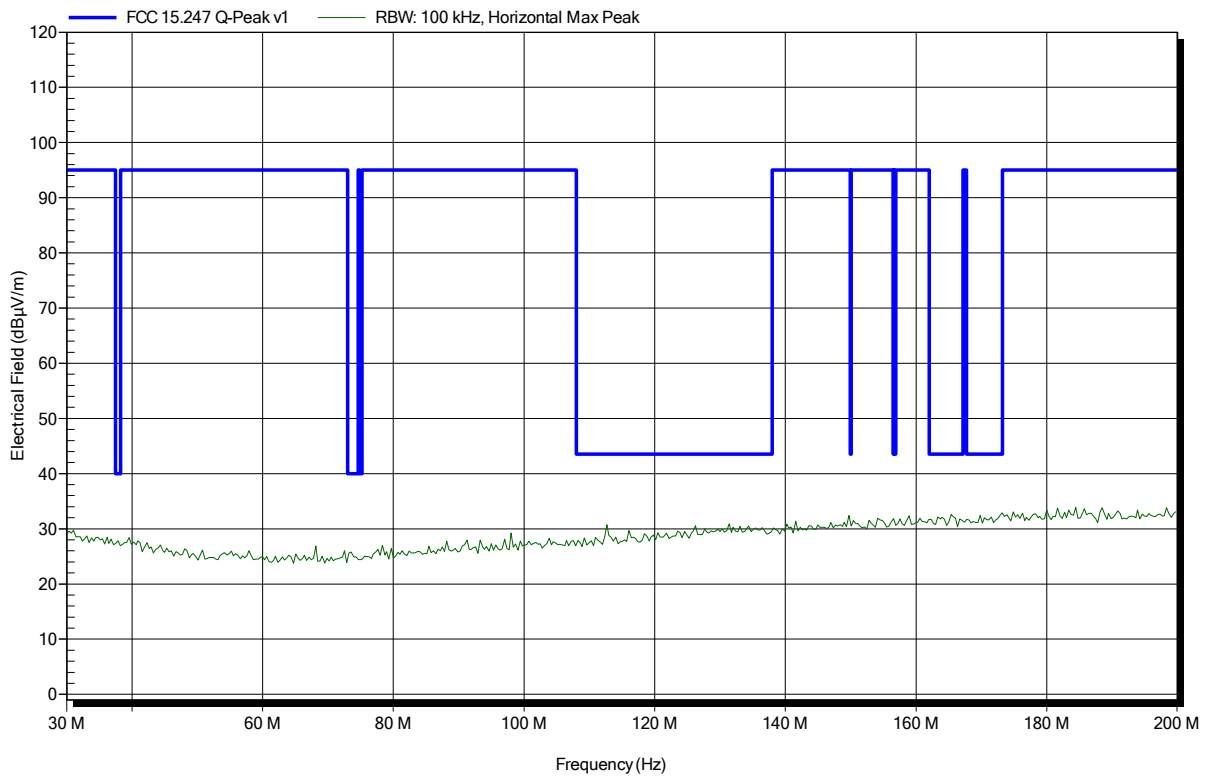
ANNEX A Transmitter spurious emissions

Spurious emissions according to FCC 15.247

Project number: G0M-1706-6624

Applicant: Dewert Okin GmbH
 EUT Name: Remote Control Bluetooth
 Model: IPROXX2/SMP/Bluetooth
 Test Site: Eurofins Product Service GmbH
 Operator: Wilfried Treffke
 Test Conditions: Tnom: 22°C, Vnom: 29 VDC
 Antenna: Rohde & Schwarz HK 116, Horizontal
 Measurement distance: 3 m
 Mode: TX; BLE; 2402 MHz
 Test Date: 2017-11-08
 Note:

Index 37

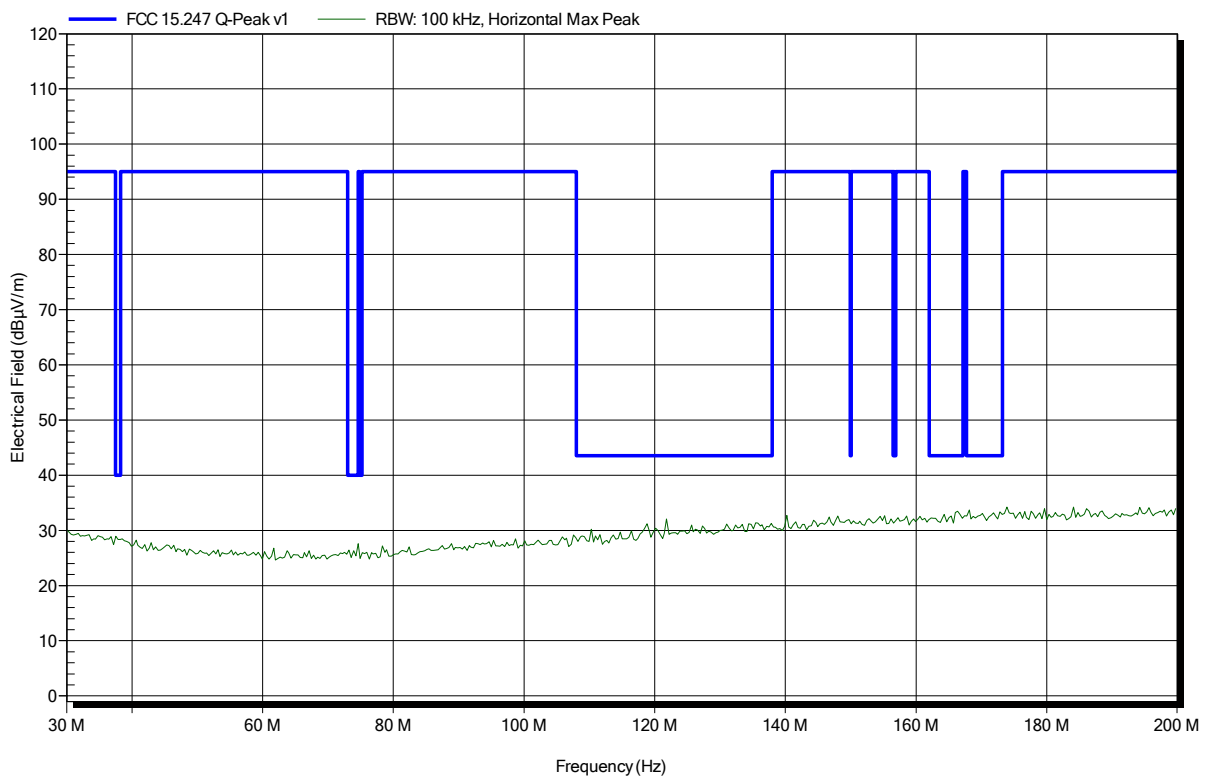


Spurious emissions according to FCC 15.247

Project number: G0M-1706-6624

Applicant: Dewert Okin GmbH
 EUT Name: Remote Control Bluetooth
 Model: IPROXX2/SMP/Bluetooth
 Test Site: Eurofins Product Service GmbH
 Operator: Wilfried Treffke
 Test Conditions: Tnom: 22°C, Vnom: 29 VDC
 Antenna: Rohde & Schwarz HK 116, Horizontal
 Measurement distance: 3 m
 Mode: TX; BLE; 2402 MHz
 Test Date: 2017-11-08
 Note:

Index 38

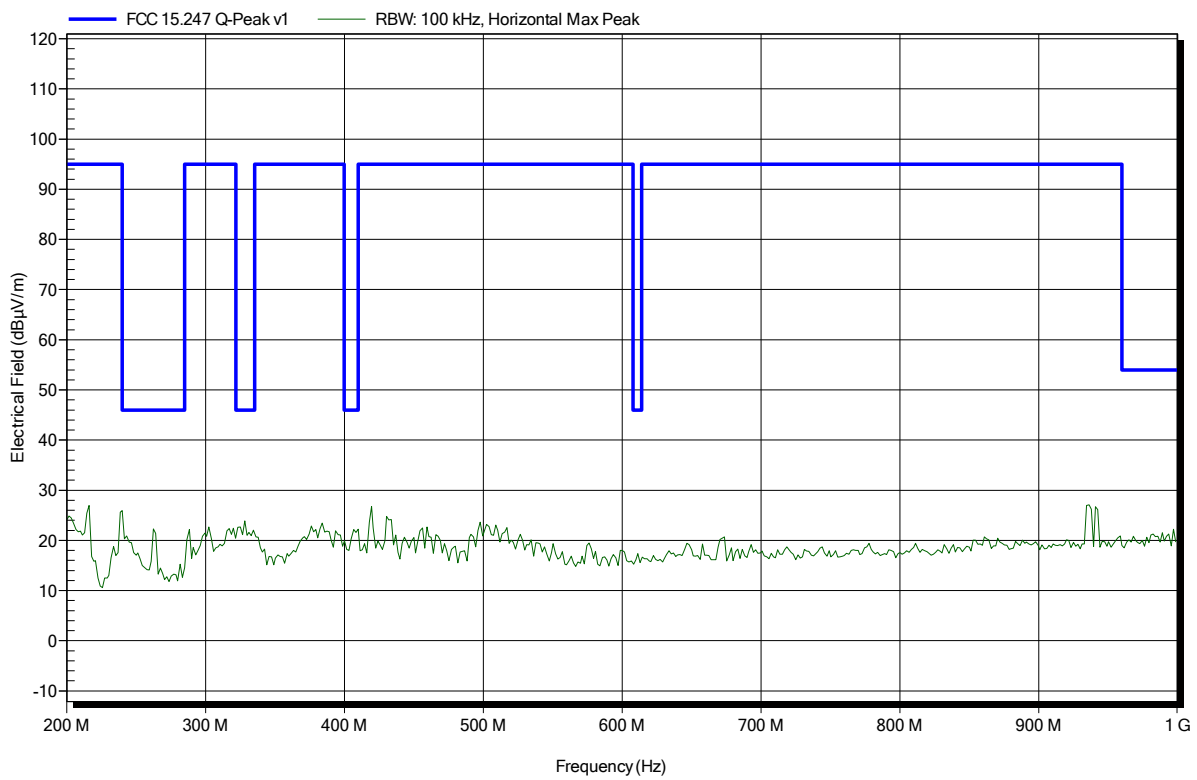


Spurious emissions according to FCC 15.247

Project number: G0M-1706-6624

Applicant: Dewert Okin GmbH
 EUT Name: Remote Control Bluetooth
 Model: IPROXX2/SMP/Bluetooth
 Test Site: Eurofins Product Service GmbH
 Operator: Wilfried Treffke
 Test Conditions: Tnom: 22°C, Vnom: 29 VDC
 Antenna: Rohde & Schwarz HL 223, Horizontal
 Measurement distance: 3 m
 Mode: TX; BLE; 2402 MHz
 Test Date: 2017-11-08
 Note:

Index 39

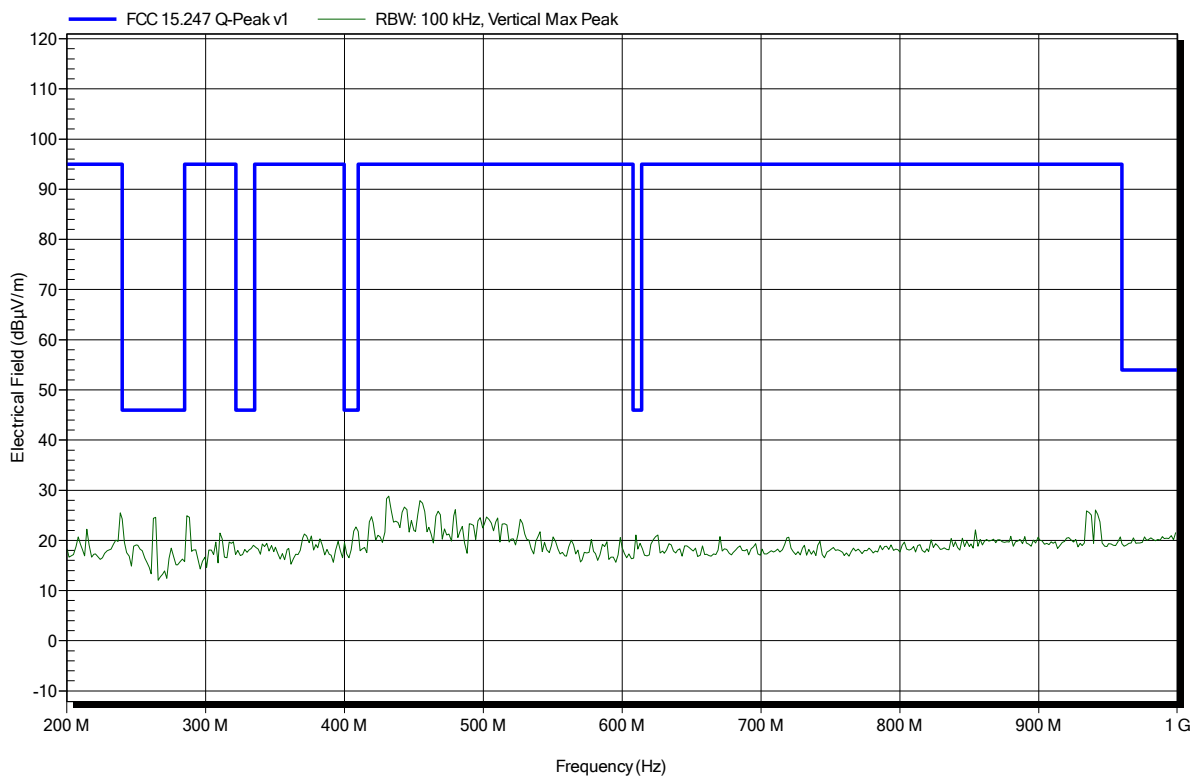


Spurious emissions according to FCC 15.247

Project number: G0M-1706-6624

Applicant: Dewert Okin GmbH
 EUT Name: Remote Control Bluetooth
 Model: IPROXX2/SMP/Bluetooth
 Test Site: Eurofins Product Service GmbH
 Operator: Wilfried Treffke
 Test Conditions: Tnom: 22°C, Vnom: 29 VDC
 Antenna: Rohde & Schwarz HL 223, Vertical
 Measurement distance: 3 m
 Mode: TX; BLE; 2402 MHz
 Test Date: 2017-11-08
 Note:

Index 40

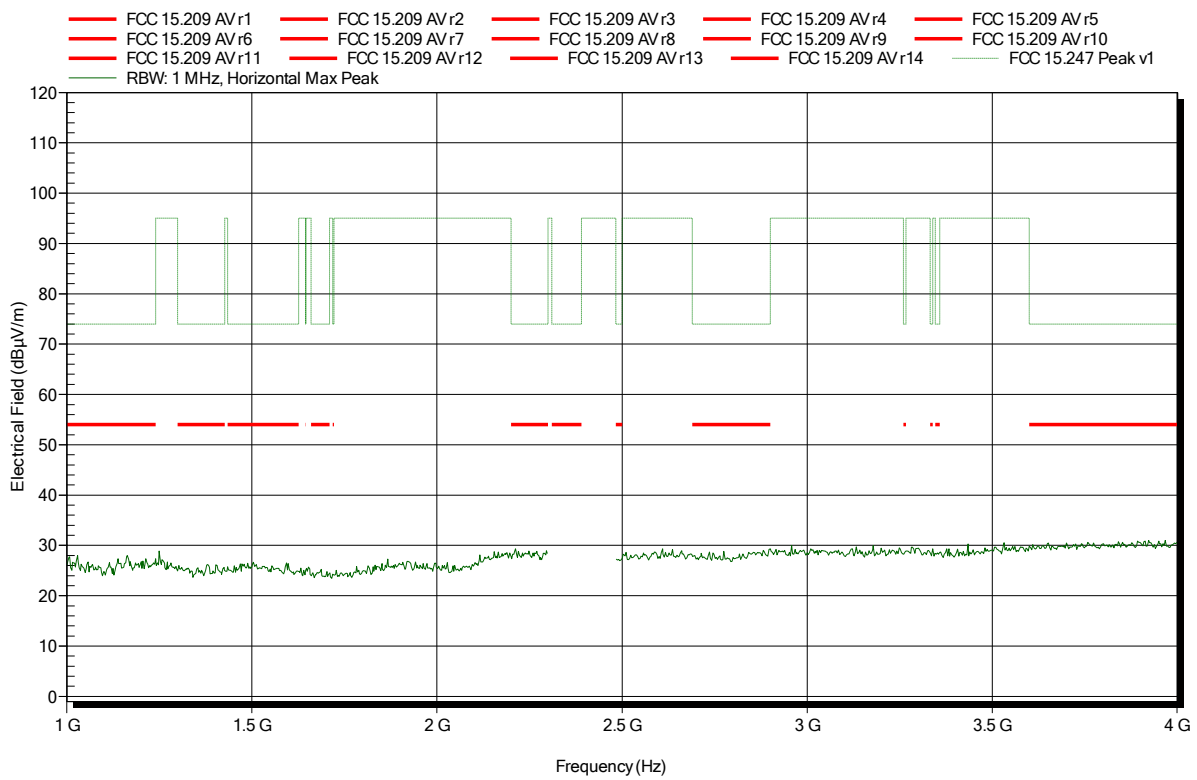


Spurious emissions according to FCC 15.247

Project number: G0M-1706-6624

Applicant: Dewert Okin GmbH
 EUT Name: Remote Control Bluetooth
 Model: IPROXX2/SMP/Bluetooth
 Test Site: Eurofins Product Service GmbH
 Operator: Wilfried Treffke
 Test Conditions: Tnom: 22°C, Vnom: 29 VDC
 Antenna: Schwarzbeck BBHA 9120D, Horizontal
 Measurement distance: 1 m converted to 3m
 Mode: TX; BLE; 2402 MHz
 Test Date: 2017-11-07
 Note:

Index 4

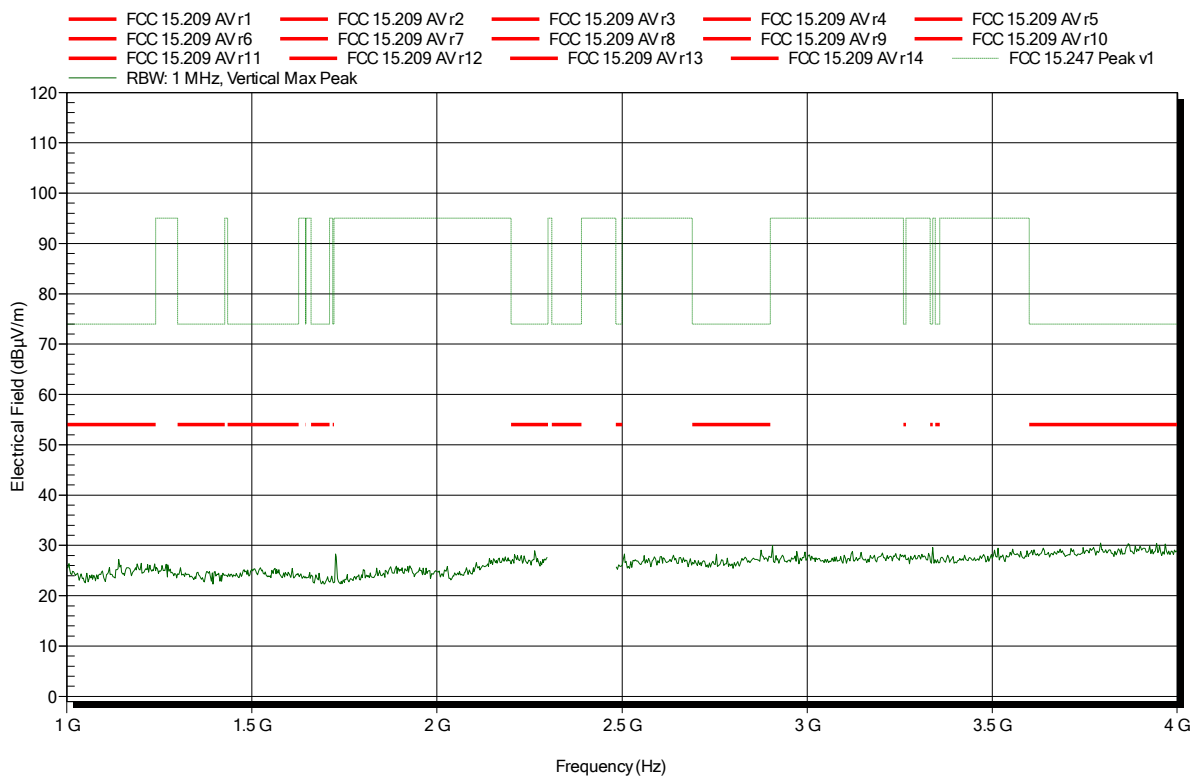


Spurious emissions according to FCC 15.247

Project number: G0M-1706-6624

Applicant: Dewert Okin GmbH
 EUT Name: Remote Control Bluetooth
 Model: IPROXX2/SMP/Bluetooth
 Test Site: Eurofins Product Service GmbH
 Operator: Wilfried Treffke
 Test Conditions: Tnom: 22°C, Vnom: 29 VDC
 Antenna: Schwarzbeck BBHA 9120D, Vertical
 Measurement distance: 1 m converted to 3m
 Mode: TX; BLE; 2402 MHz
 Test Date: 2017-11-07
 Note:

Index 9

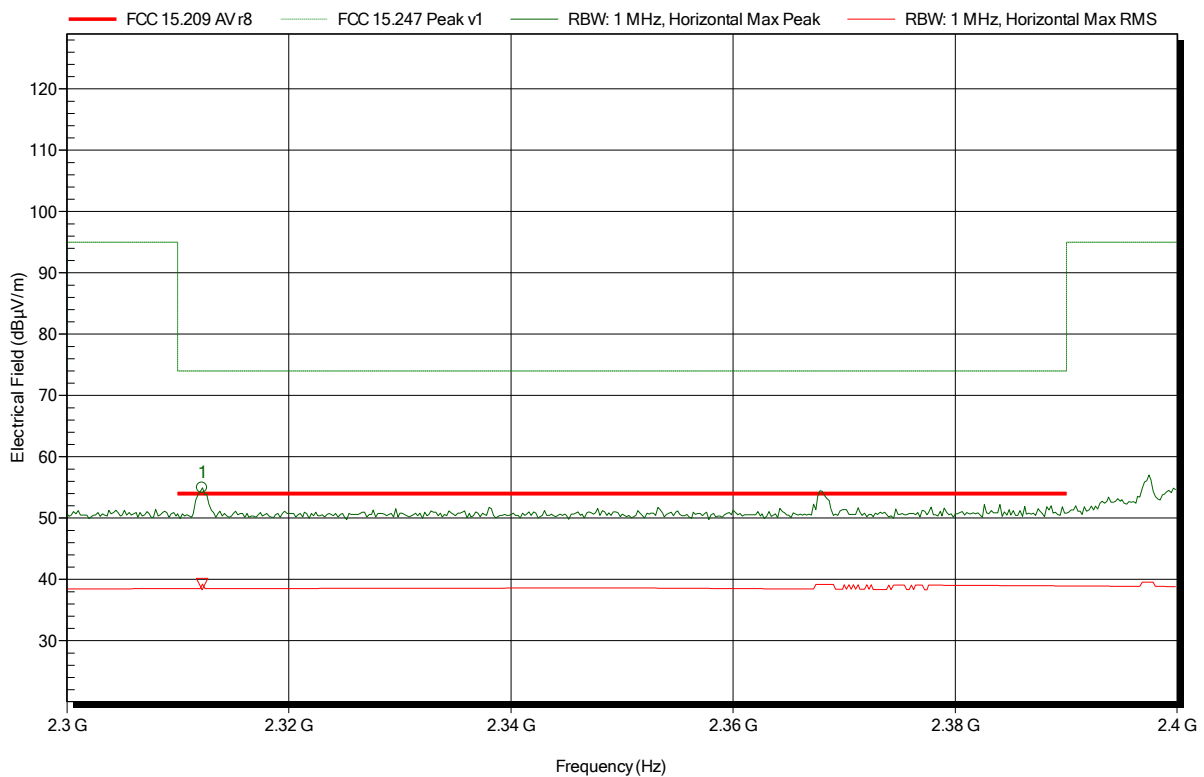


Spurious emissions according to FCC 15.247

Project number: G0M-1706-6624

Applicant: Dewert Okin GmbH
 EUT Name: Remote Control Bluetooth
 Model: IPROXX2/SMP/Bluetooth
 Test Site: Eurofins Product Service GmbH
 Operator: Wilfried Treffke
 Test Conditions: Tnom: 22°C, Vnom: 29 VDC
 Antenna: Schwarzbeck BBHA 9120D, Horizontal
 Measurement distance: 1 m converted to 3m
 Mode: TX; BLE; 2402 MHz
 Test Date: 2017-11-07
 Note: lower bandedge

Index 14



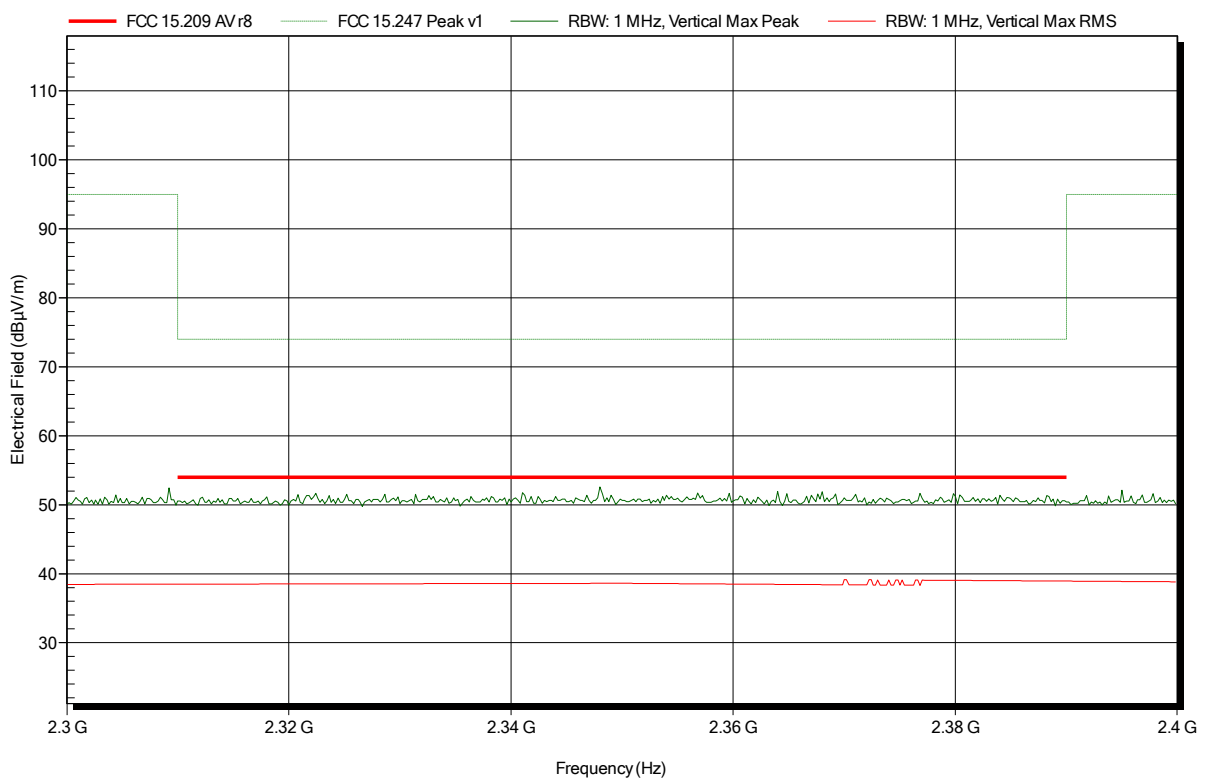
Frequency	Peak	Peak Limit	Peak Difference	Peak Status
2.3122 GHz	54.94 dBµV/m	74 dBµV/m	-19.06 dB	Pass
Frequency	RMS	RMS Limit	RMS Difference	RMS Status
2.3122 GHz	39.25 dBµV/m	54 dBµV/m	-14.75 dB	Pass

Spurious emissions according to FCC 15.247

Project number: G0M-1706-6624

Applicant: Dewert Okin GmbH
 EUT Name: Remote Control Bluetooth
 Model: IPROXX2/SMP/Bluetooth
 Test Site: Eurofins Product Service GmbH
 Operator: Wilfried Treffke
 Test Conditions: Tnom: 22°C, Vnom: 29 VDC
 Antenna: Schwarzbeck BBHA 9120D, Vertical
 Measurement distance: 1 m converted to 3m
 Mode: TX; BLE; 2402 MHz
 Test Date: 2017-11-07
 Note: lower bandedge

Index 15

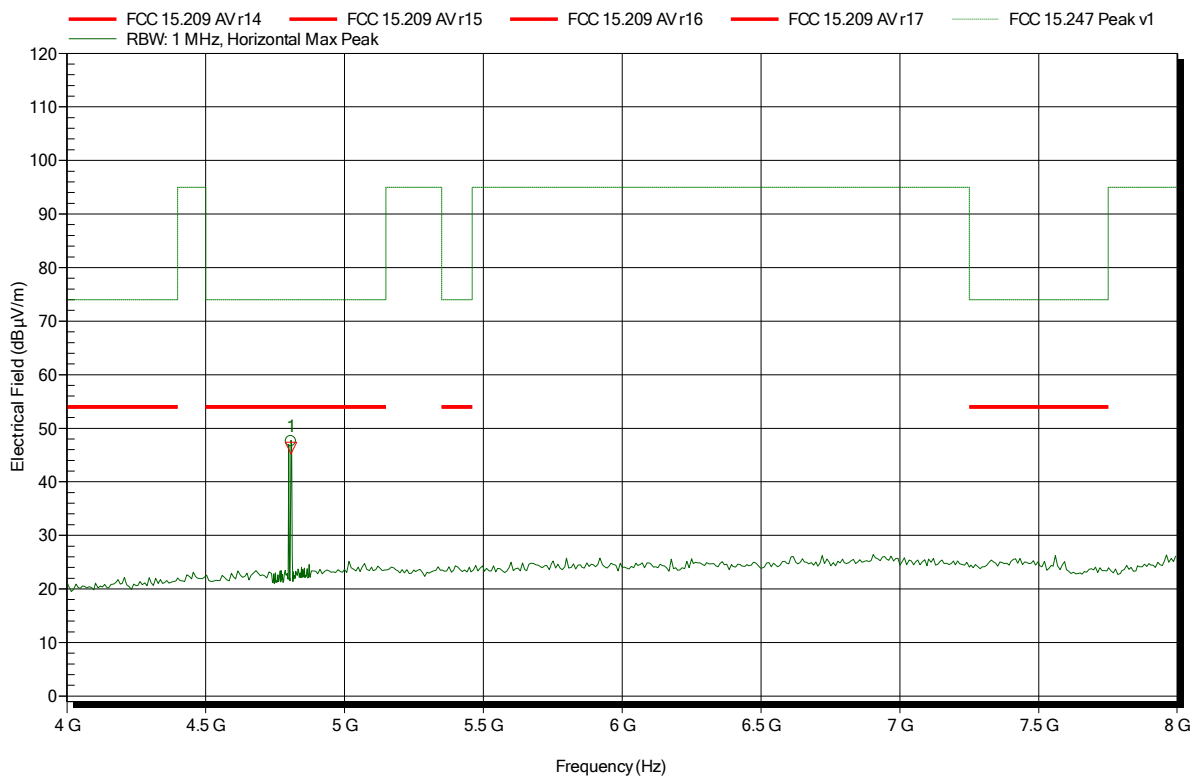


Spurious emissions according to FCC 15.247

Project number: G0M-1706-6624

Applicant: Dewert Okin GmbH
 EUT Name: Remote Control Bluetooth
 Model: IPROXX2/SMP/Bluetooth
 Test Site: Eurofins Product Service GmbH
 Operator: Wilfried Treffke
 Test Conditions: Tnom: 22°C, Vnom: 29 VDC
 Antenna: Schwarzbeck BBHA 9120D, Horizontal
 Measurement distance: 1 m converted to 3m
 Mode: TX; BLE; 2402 MHz
 Test Date: 2017-11-07
 Note:

Index 5



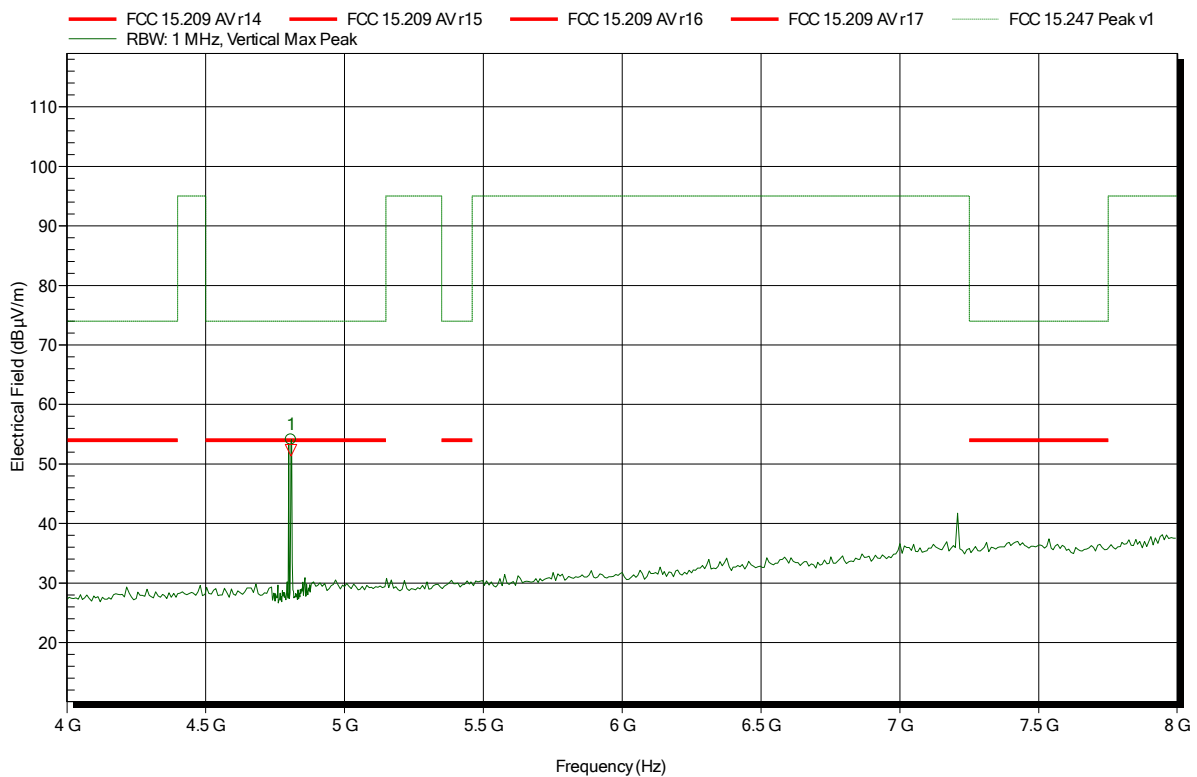
Frequency	Peak	Peak Limit	Peak Difference	Peak Status
4.807 GHz	47.57 dBµV/m	74 dBµV/m	-26.43 dB	Pass
Frequency	RMS	RMS Limit	RMS Difference	RMS Status
4.807 GHz	46.32 dBµV/m	54 dBµV/m	-7.68 dB	Pass

Spurious emissions according to FCC 15.247

Project number: G0M-1706-6624

Applicant: Dewert Okin GmbH
 EUT Name: Remote Control Bluetooth
 Model: IPROXX2/SMP/Bluetooth
 Test Site: Eurofins Product Service GmbH
 Operator: Wilfried Treffke
 Test Conditions: Tnom: 22°C, Vnom: 29 VDC
 Antenna: Schwarzbeck BBHA 9120D, Vertical
 Measurement distance: 1 m converted to 3m
 Mode: TX; BLE; 2402 MHz
 Test Date: 2017-11-07
 Note:

Index 11



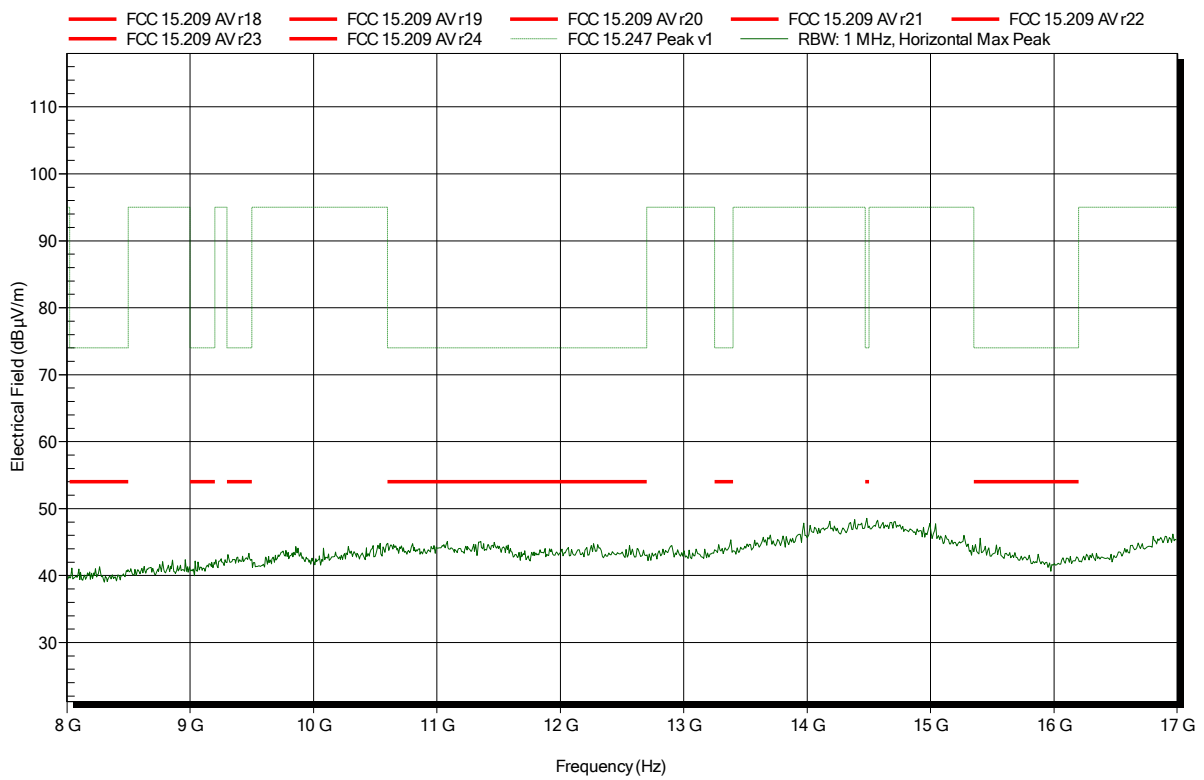
Frequency	Peak	Peak Limit	Peak Difference	Peak Status
4.808 GHz	54.1 dBµV/m	74 dBµV/m	-19.9 dB	Pass
Frequency	RMS	RMS Limit	RMS Difference	RMS Status
4.808 GHz	52.3 dBµV/m	54 dBµV/m	-1.7 dB	Pass

Spurious emissions according to FCC 15.247

Project number: G0M-1706-6624

Applicant: Dewert Okin GmbH
 EUT Name: Remote Control Bluetooth
 Model: IPROXX2/SMP/Bluetooth
 Test Site: Eurofins Product Service GmbH
 Operator: Wilfried Treffke
 Test Conditions: Tnom: 22°C, Vnom: 29 VDC
 Antenna: Schwarzbeck BBHA 9120D, Horizontal
 Measurement distance: 1 m converted to 3m
 Mode: TX; BLE; 2402 MHz
 Test Date: 2017-11-07
 Note:

Index 7

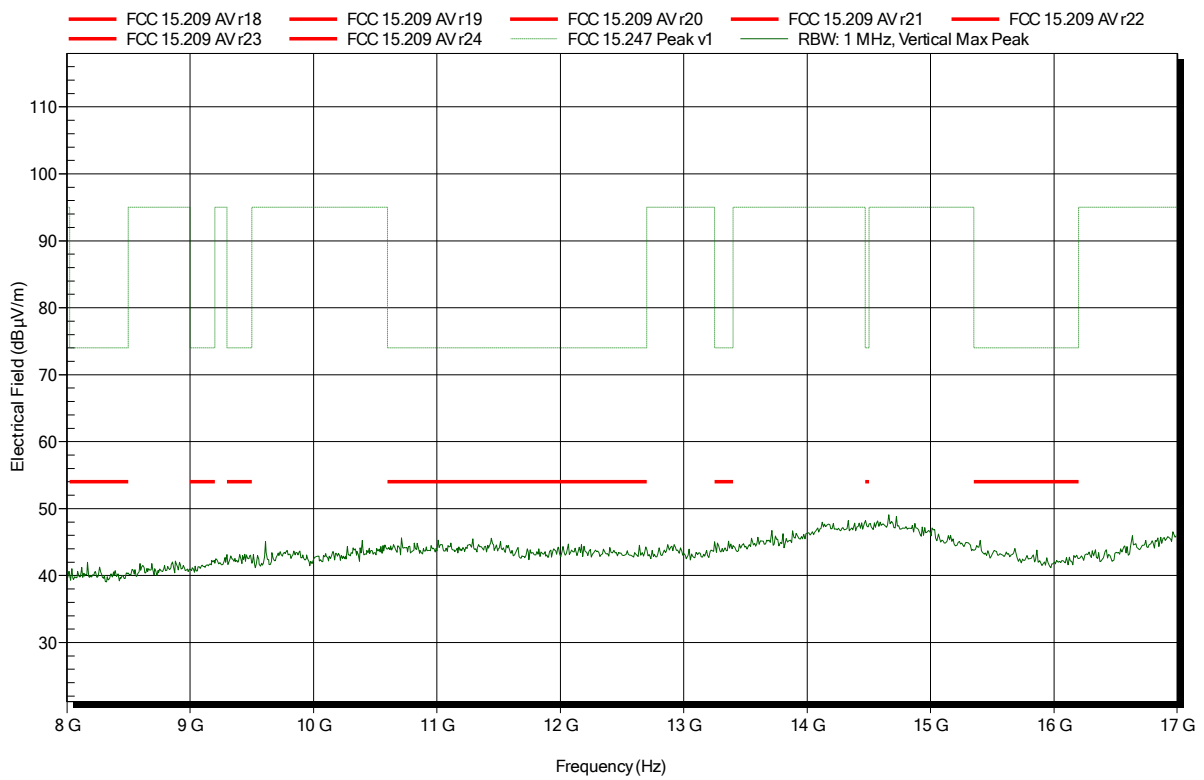


Spurious emissions according to FCC 15.247

Project number: G0M-1706-6624

Applicant: Dewert Okin GmbH
 EUT Name: Remote Control Bluetooth
 Model: IPROXX2/SMP/Bluetooth
 Test Site: Eurofins Product Service GmbH
 Operator: Wilfried Treffke
 Test Conditions: Tnom: 22°C, Vnom: 29 VDC
 Antenna: Schwarzbeck BBHA 9120D, Vertical
 Measurement distance: 1 m converted to 3m
 Mode: TX; BLE; 2402 MHz
 Test Date: 2017-11-07
 Note:

Index 12

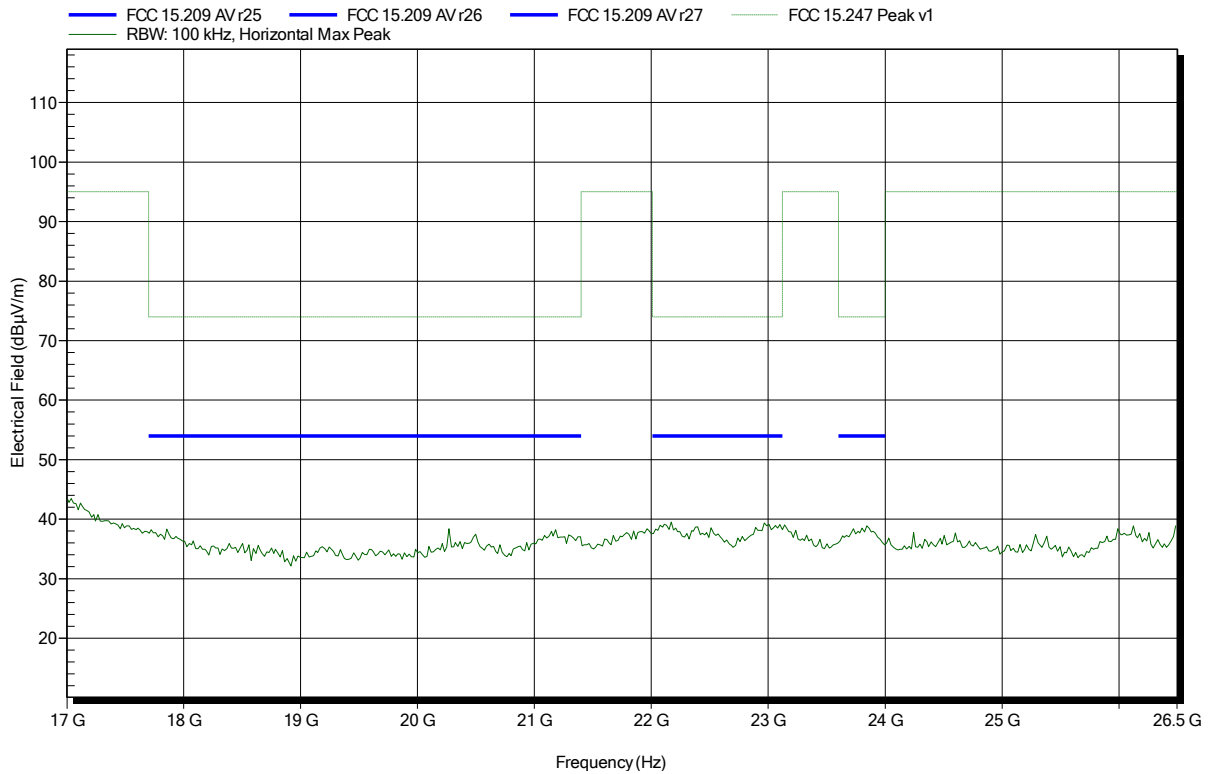


Spurious emissions according to FCC 15.247

Project number: G0M-1706-6624

Applicant: Dewert Okin GmbH
 EUT Name: Remote Control Bluetooth
 Model: IPROXX2/SMP/Bluetooth
 Test Site: Eurofins Product Service GmbH
 Operator: Wilfried Treffke
 Test Conditions: Tnom: 22°C, Vnom: 29 VDC
 Antenna: Amplifier Research AT 4560 (old name) / ATH18G40 (new name),
 Horizontal
 Measurement distance: 1 m converted to 3m
 Mode: TX; BLE; 2402 MHz
 Test Date: 2017-11-07
 Note:

Index 8

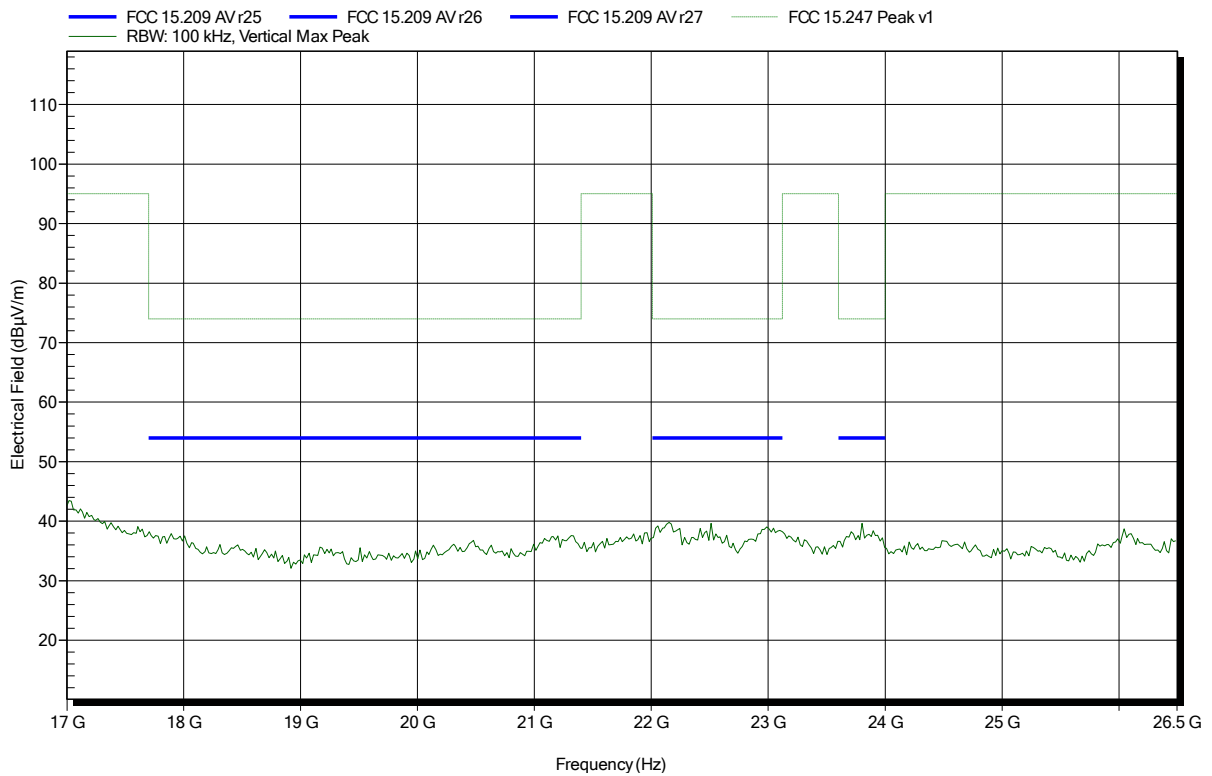


Spurious emissions according to FCC 15.247

Project number: G0M-1706-6624

Applicant: Dewert Okin GmbH
 EUT Name: Remote Control Bluetooth
 Model: IPROXX2/SMP/Bluetooth
 Test Site: Eurofins Product Service GmbH
 Operator: Wilfried Treffke
 Test Conditions: Tnom: 22°C, Vnom: 29 VDC
 Antenna: Amplifier Research AT 4560 (old name) / ATH18G40 (new name),
 Vertical
 Measurement distance: 1 m converted to 3m
 Mode: TX; BLE; 2402 MHz
 Test Date: 2017-11-07
 Note:

Index 13

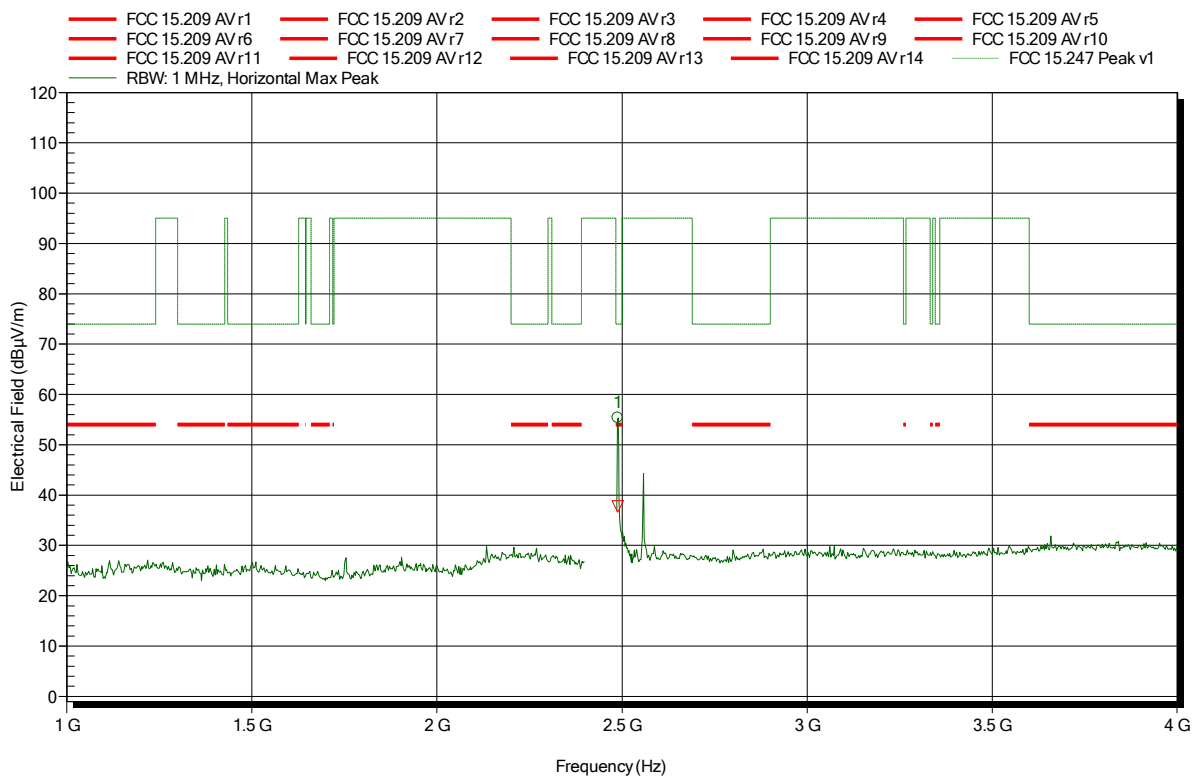


Spurious emissions according to FCC 15.247

Project number: G0M-1706-6624

Applicant: Dewert Okin GmbH
 EUT Name: Remote Control Bluetooth
 Model: IPROXX2/SMP/Bluetooth
 Test Site: Eurofins Product Service GmbH
 Operator: Wilfried Treffke
 Test Conditions: Tnom: 22°C, Vnom: 29 VDC
 Antenna: Schwarzbeck BBHA 9120D, Horizontal
 Measurement distance: 1 m converted to 3m
 Mode: TX; BLE; 2440 MHz
 Test Date: 2017-11-07
 Note:

Index 17



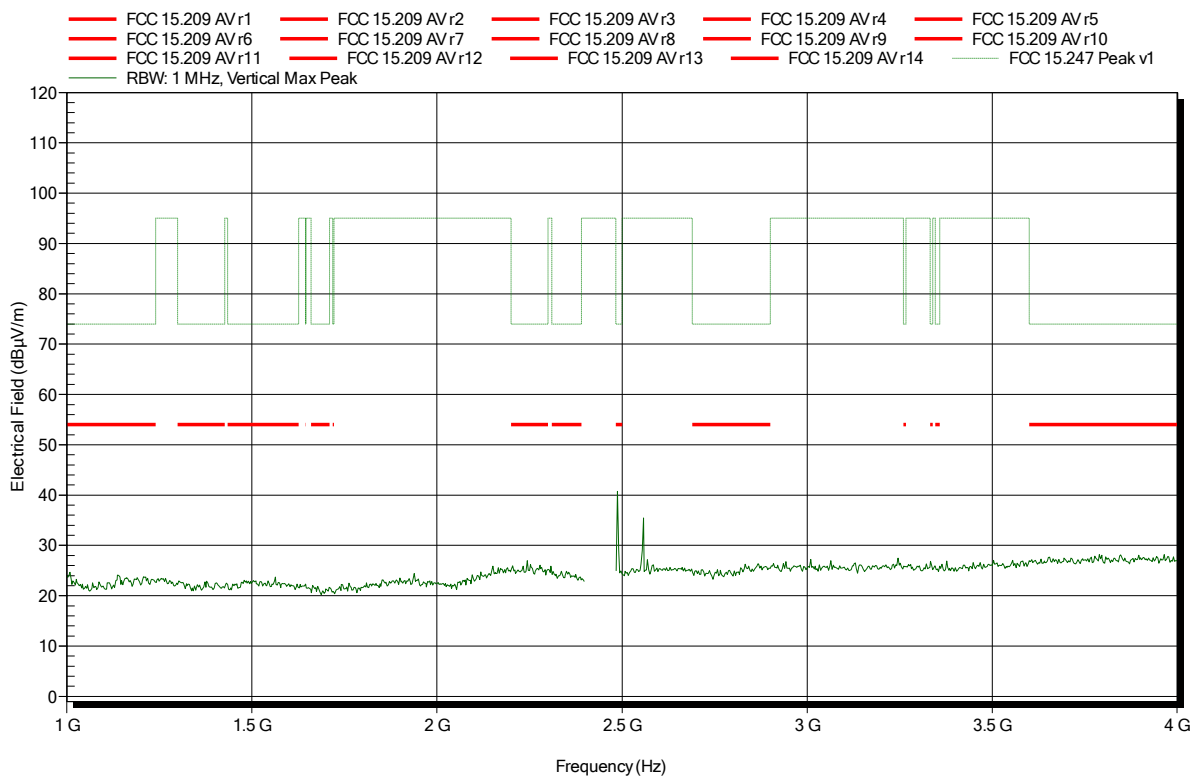
Frequency	Peak	Peak Limit	Peak Difference	Peak Status
2.4883 GHz	55.34 dBµV/m	74 dBµV/m	-18.66 dB	Pass
Frequency	RMS	RMS Limit	RMS Difference	RMS Status
2.4883 GHz	37.75 dBµV/m	54 dBµV/m	-16.25 dB	Pass

Spurious emissions according to FCC 15.247

Project number: G0M-1706-6624

Applicant: Dewert Okin GmbH
 EUT Name: Remote Control Bluetooth
 Model: IPROXX2/SMP/Bluetooth
 Test Site: Eurofins Product Service GmbH
 Operator: Wilfried Treffke
 Test Conditions: Tnom: 22°C, Vnom: 29 VDC
 Antenna: Schwarzbeck BBHA 9120D, Vertical
 Measurement distance: 1 m converted to 3m
 Mode: TX; BLE; 2440 MHz
 Test Date: 2017-11-07
 Note:

Index 23

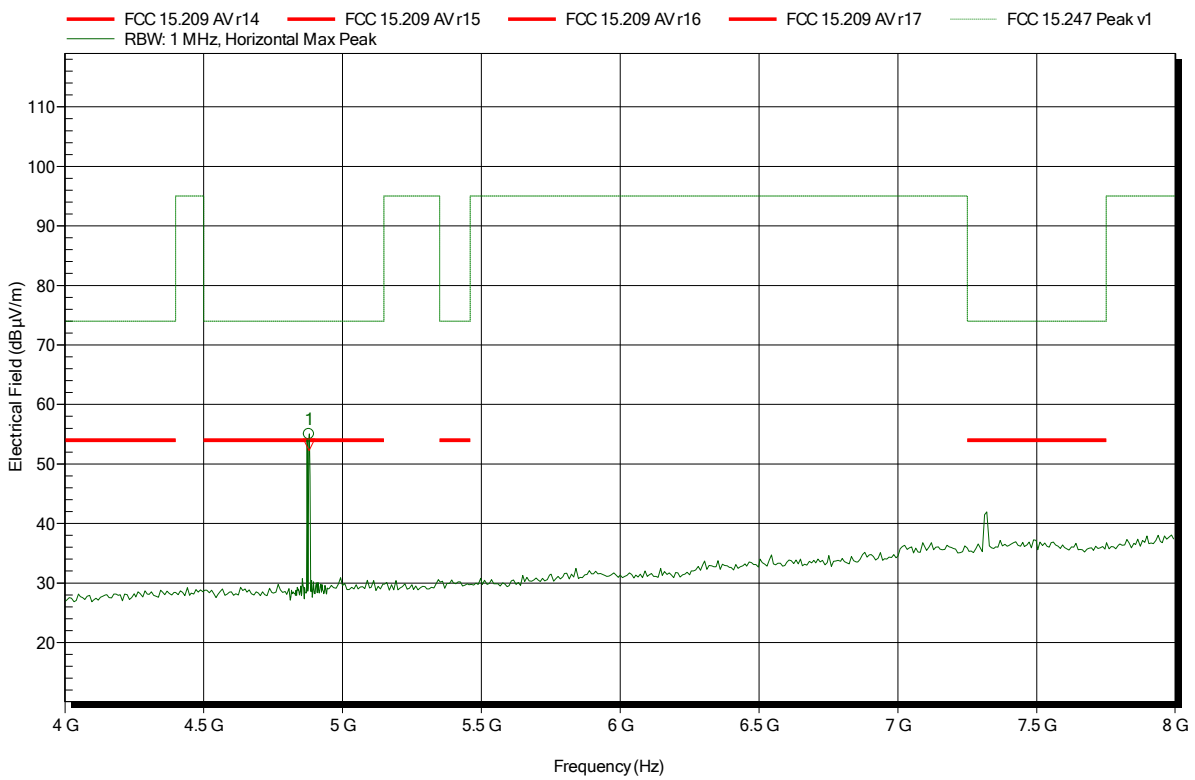


Spurious emissions according to FCC 15.247

Project number: G0M-1706-6624

Applicant: Dewert Okin GmbH
 EUT Name: Remote Control Bluetooth
 Model: IPROXX2/SMP/Bluetooth
 Test Site: Eurofins Product Service GmbH
 Operator: Wilfried Treffke
 Test Conditions: Tnom: 22°C, Vnom: 29 VDC
 Antenna: Schwarzbeck BBHA 9120D, Horizontal
 Measurement distance: 1 m converted to 3m
 Mode: TX; BLE; 2440 MHz
 Test Date: 2017-11-07
 Note:

Index 19



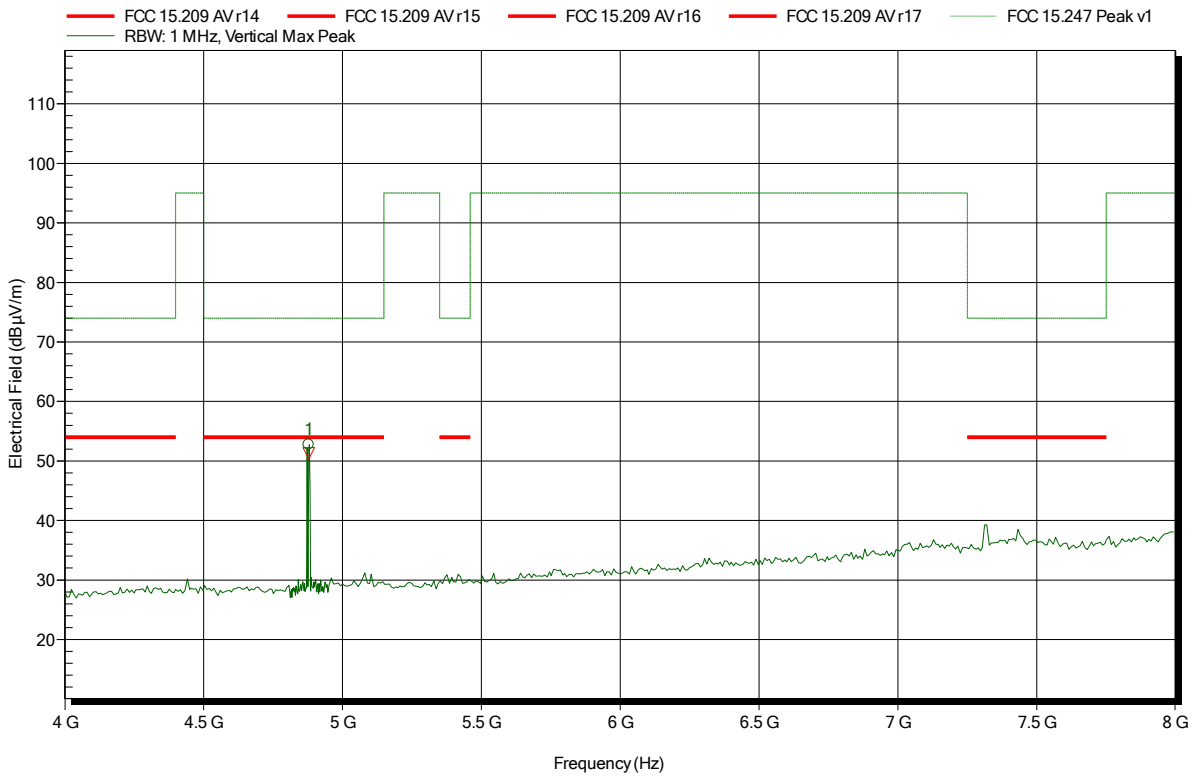
Frequency	Peak	Peak Limit	Peak Difference	Peak Status
4.88 GHz	54.99 dBµV/m	74 dBµV/m	-19.01 dB	Pass
Frequency	RMS	RMS Limit	RMS Difference	RMS Status
4.88 GHz	53.22 dBµV/m	54 dBµV/m	-0.78 dB	Pass

Spurious emissions according to FCC 15.247

Project number: G0M-1706-6624

Applicant: Dewert Okin GmbH
 EUT Name: Remote Control Bluetooth
 Model: IPROXX2/SMP/Bluetooth
 Test Site: Eurofins Product Service GmbH
 Operator: Wilfried Treffke
 Test Conditions: Tnom: 22°C, Vnom: 29 VDC
 Antenna: Schwarzbeck BBHA 9120D, Vertical
 Measurement distance: 1 m converted to 3m
 Mode: TX; BLE; 2440 MHz
 Test Date: 2017-11-07
 Note:

Index 24



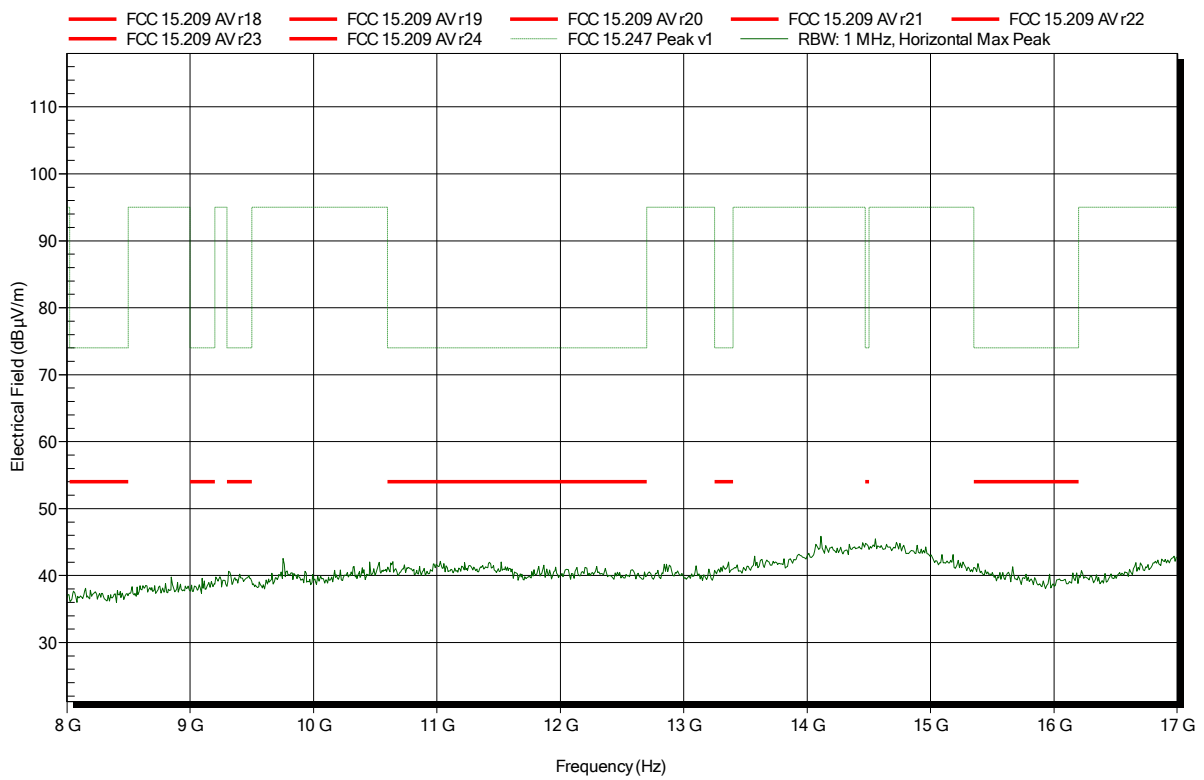
Frequency	Peak	Peak Limit	Peak Difference	Peak Status
4.879 GHz	52.72 dBµV/m	74 dBµV/m	-21.28 dB	Pass
Frequency	RMS	RMS Limit	RMS Difference	RMS Status
4.879 GHz	51.3 dBµV/m	54 dBµV/m	-2.7 dB	Pass

Spurious emissions according to FCC 15.247

Project number: G0M-1706-6624

Applicant: Dewert Okin GmbH
 EUT Name: Remote Control Bluetooth
 Model: IPROXX2/SMP/Bluetooth
 Test Site: Eurofins Product Service GmbH
 Operator: Wilfried Treffke
 Test Conditions: Tnom: 22°C, Vnom: 29 VDC
 Antenna: Schwarzbeck BBHA 9120D, Horizontal
 Measurement distance: 1 m converted to 3m
 Mode: TX; BLE; 2440 MHz
 Test Date: 2017-11-07
 Note:

Index 20

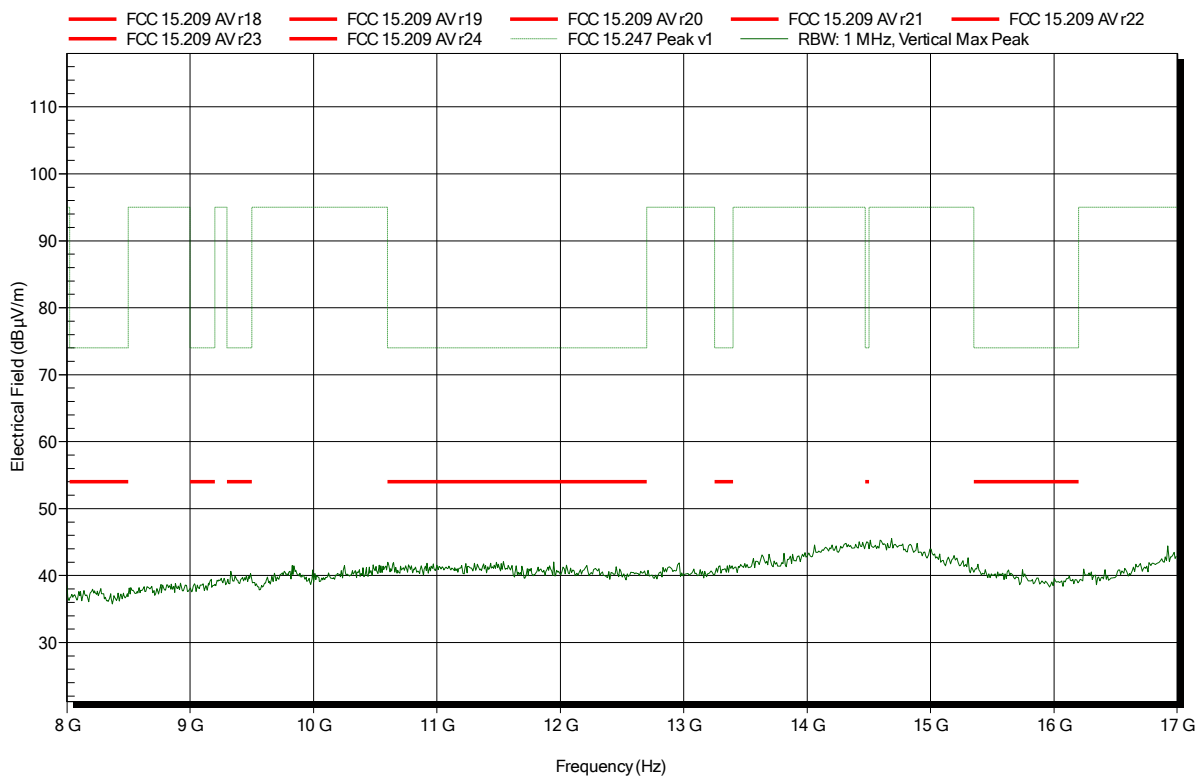


Spurious emissions according to FCC 15.247

Project number: G0M-1706-6624

Applicant: Dewert Okin GmbH
 EUT Name: Remote Control Bluetooth
 Model: IPROXX2/SMP/Bluetooth
 Test Site: Eurofins Product Service GmbH
 Operator: Wilfried Treffke
 Test Conditions: Tnom: 22°C, Vnom: 29 VDC
 Antenna: Schwarzbeck BBHA 9120D, Vertical
 Measurement distance: 1 m converted to 3m
 Mode: TX; BLE; 2440 MHz
 Test Date: 2017-11-07
 Note:

Index 25

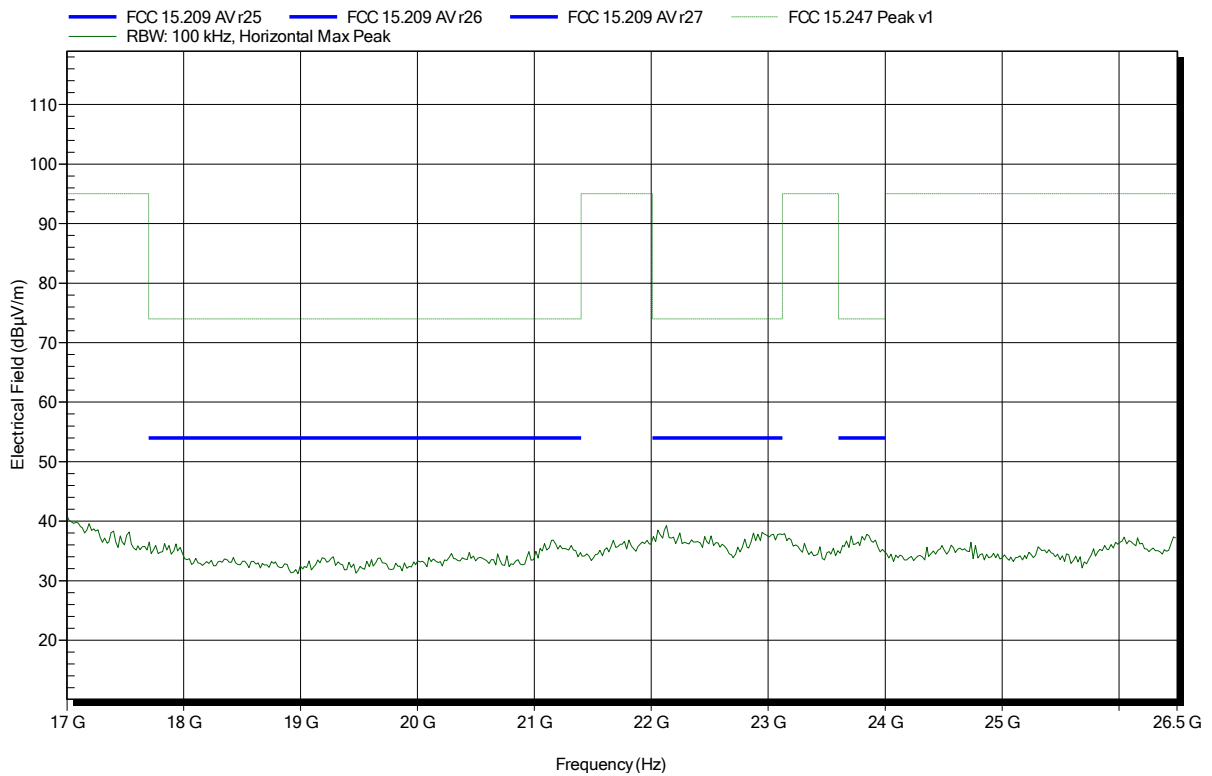


Spurious emissions according to FCC 15.247

Project number: G0M-1706-6624

Applicant: Dewert Okin GmbH
 EUT Name: Remote Control Bluetooth
 Model: IPROXX2/SMP/Bluetooth
 Test Site: Eurofins Product Service GmbH
 Operator: Wilfried Treffke
 Test Conditions: Tnom: 22°C, Vnom: 29 VDC
 Antenna: Amplifier Research AT 4560 (old name) / ATH18G40 (new name),
 Horizontal
 Measurement distance: 1 m converted to 3m
 Mode: TX; BLE; 2440 MHz
 Test Date: 2017-11-07
 Note:

Index 22

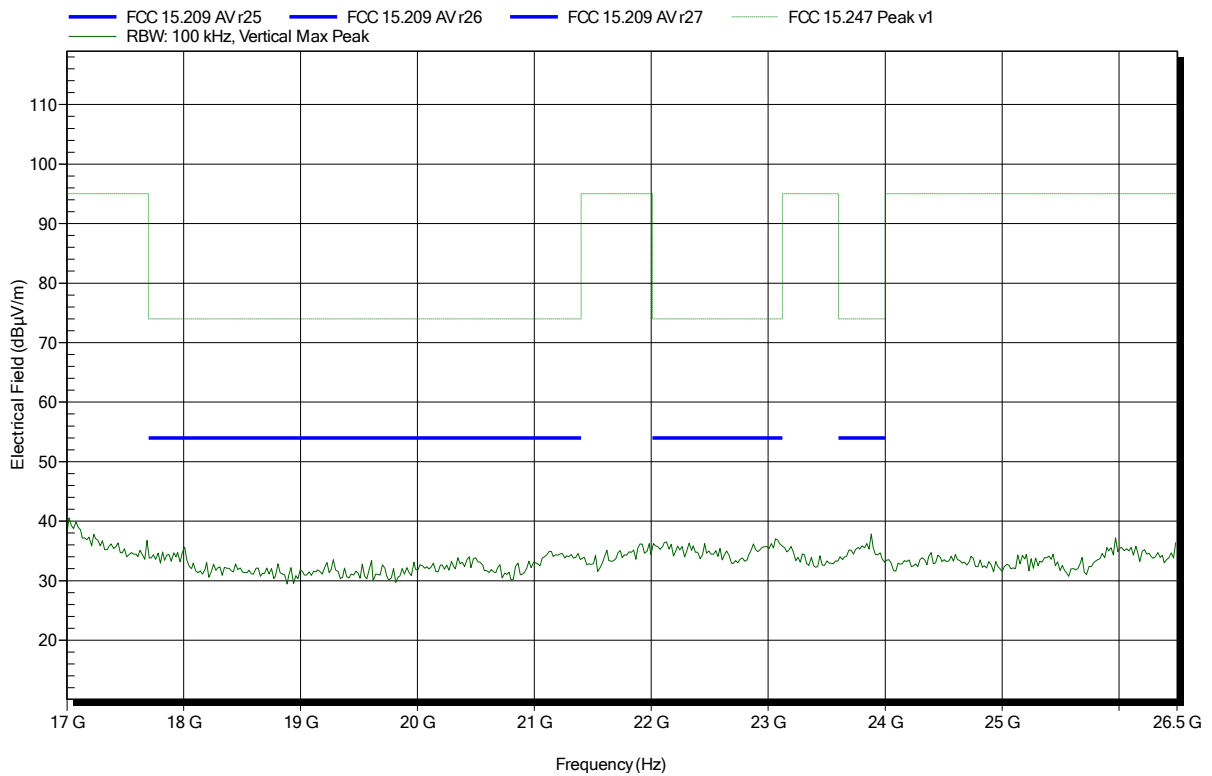


Spurious emissions according to FCC 15.247

Project number: G0M-1706-6624

Applicant: Dewert Okin GmbH
 EUT Name: Remote Control Bluetooth
 Model: IPROXX2/SMP/Bluetooth
 Test Site: Eurofins Product Service GmbH
 Operator: Wilfried Treffke
 Test Conditions: Tnom: 22°C, Vnom: 29 VDC
 Antenna: Amplifier Research AT 4560 (old name) / ATH18G40 (new name),
 Vertical
 Measurement distance: 1 m converted to 3m
 Mode: TX; BLE; 2440 MHz
 Test Date: 2017-11-07
 Note:

Index 26

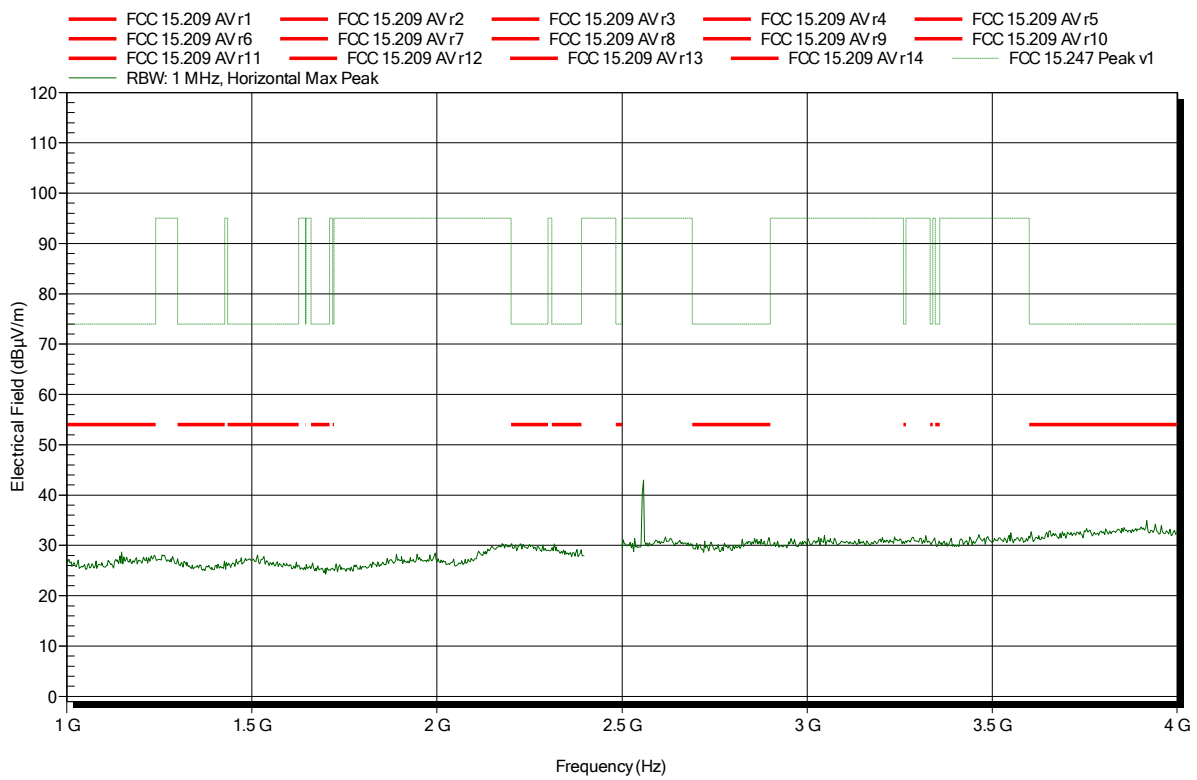


Spurious emissions according to FCC 15.247

Project number: G0M-1706-6624

Applicant: Dewert Okin GmbH
 EUT Name: Remote Control Bluetooth
 Model: IPROXX2/SMP/Bluetooth
 Test Site: Eurofins Product Service GmbH
 Operator: Wilfried Treffke
 Test Conditions: Tnom: 22°C, Vnom: 29 VDC
 Antenna: Schwarzbeck BBHA 9120D, Horizontal
 Measurement distance: 1 m converted to 3m
 Mode: TX; BLE; 2480 MHz
 Test Date: 2017-11-07
 Note:

Index 27

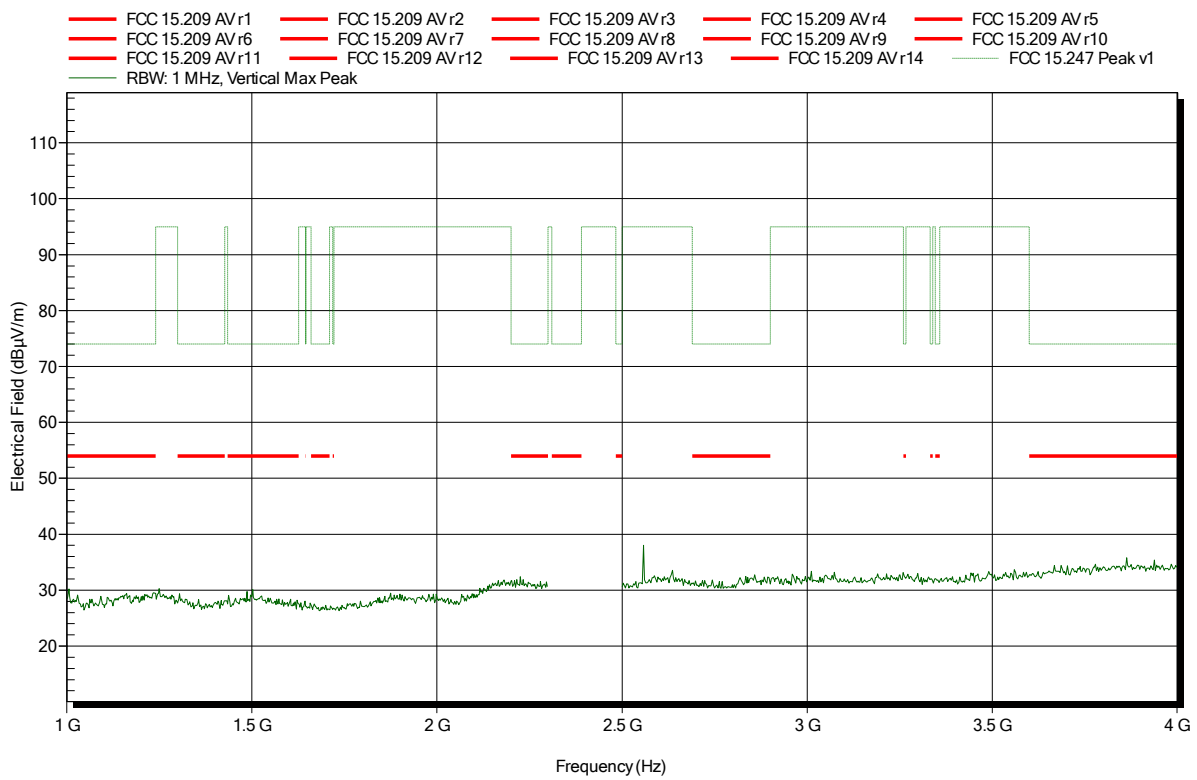


Spurious emissions according to FCC 15.247

Project number: G0M-1706-6624

Applicant: Dewert Okin GmbH
 EUT Name: Remote Control Bluetooth
 Model: IPROXX2/SMP/Bluetooth
 Test Site: Eurofins Product Service GmbH
 Operator: Wilfried Treffke
 Test Conditions: Tnom: 22°C, Vnom: 29 VDC
 Antenna: Schwarzbeck BBHA 9120D, Vertical
 Measurement distance: 1 m converted to 3m
 Mode: TX; BLE; 2480 MHz
 Test Date: 2017-11-08
 Note:

Index 32

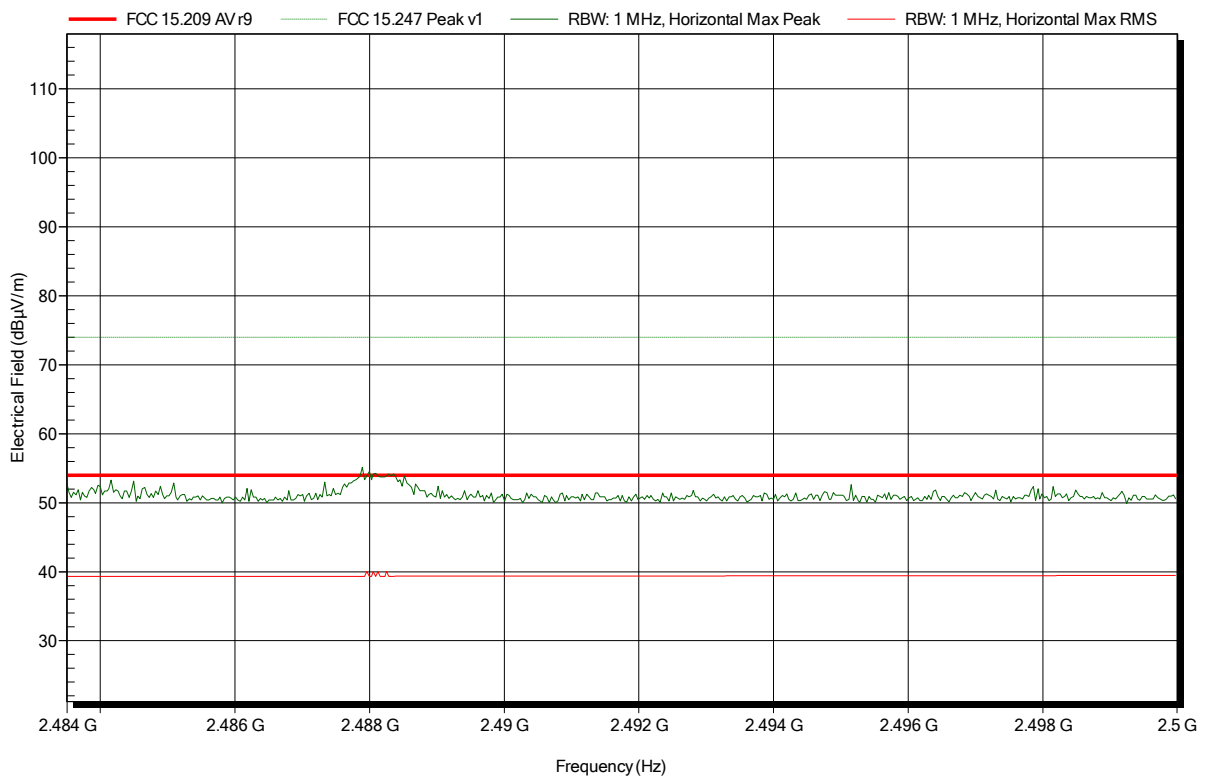


Spurious emissions according to FCC 15.247

Project number: G0M-1706-6624

Applicant: Dewert Okin GmbH
 EUT Name: Remote Control Bluetooth
 Model: IPROXX2/SMP/Bluetooth
 Test Site: Eurofins Product Service GmbH
 Operator: Wilfried Treffke
 Test Conditions: Tnom: 22°C, Vnom: 29 VDC
 Antenna: Schwarzbeck BBHA 9120D, Horizontal
 Measurement distance: 1 m converted to 3m
 Mode: TX; BLE; 2480 MHz
 Test Date: 2017-11-07
 Note: upper bandedge

Index 28

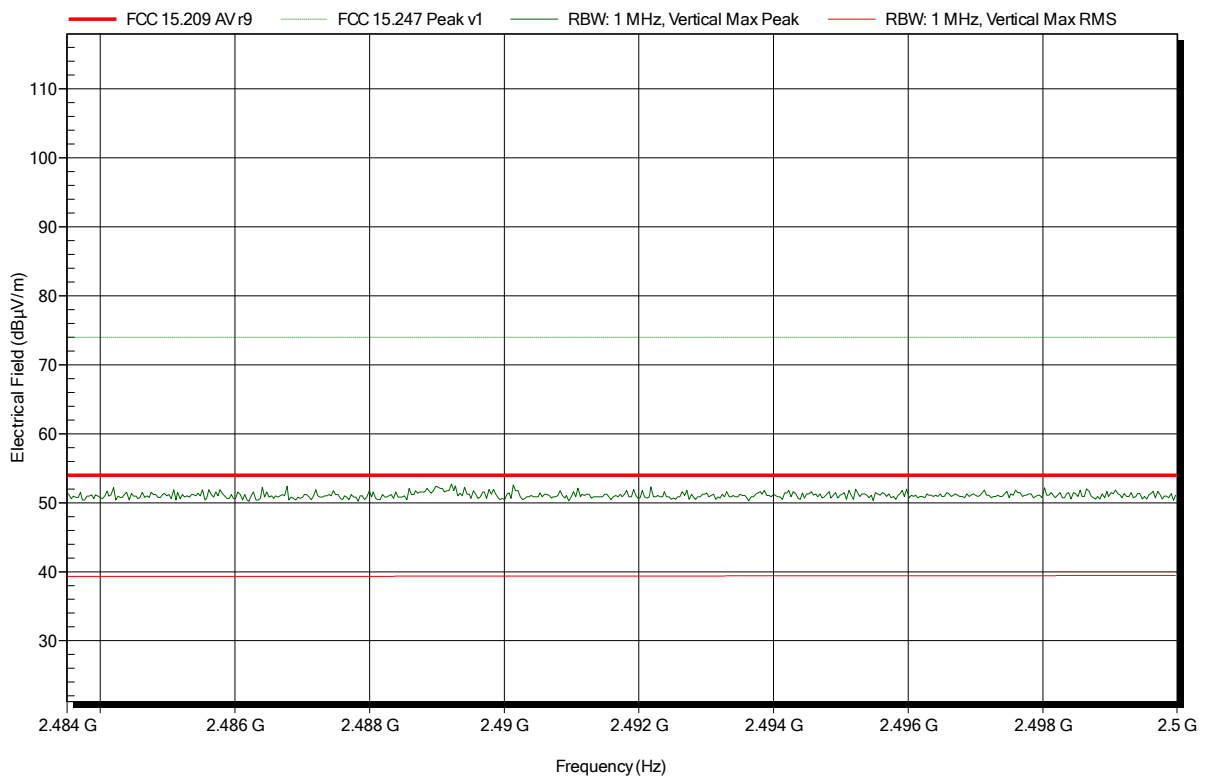


Spurious emissions according to FCC 15.247

Project number: G0M-1706-6624

Applicant: Dewert Okin GmbH
 EUT Name: Remote Control Bluetooth
 Model: IPROXX2/SMP/Bluetooth
 Test Site: Eurofins Product Service GmbH
 Operator: Wilfried Treffke
 Test Conditions: Tnom: 22°C, Vnom: 29 VDC
 Antenna: Schwarzbeck BBHA 9120D, Vertical
 Measurement distance: 1 m converted to 3m
 Mode: TX; BLE; 2480 MHz
 Test Date: 2017-11-08
 Note: upper bandedge

Index 33

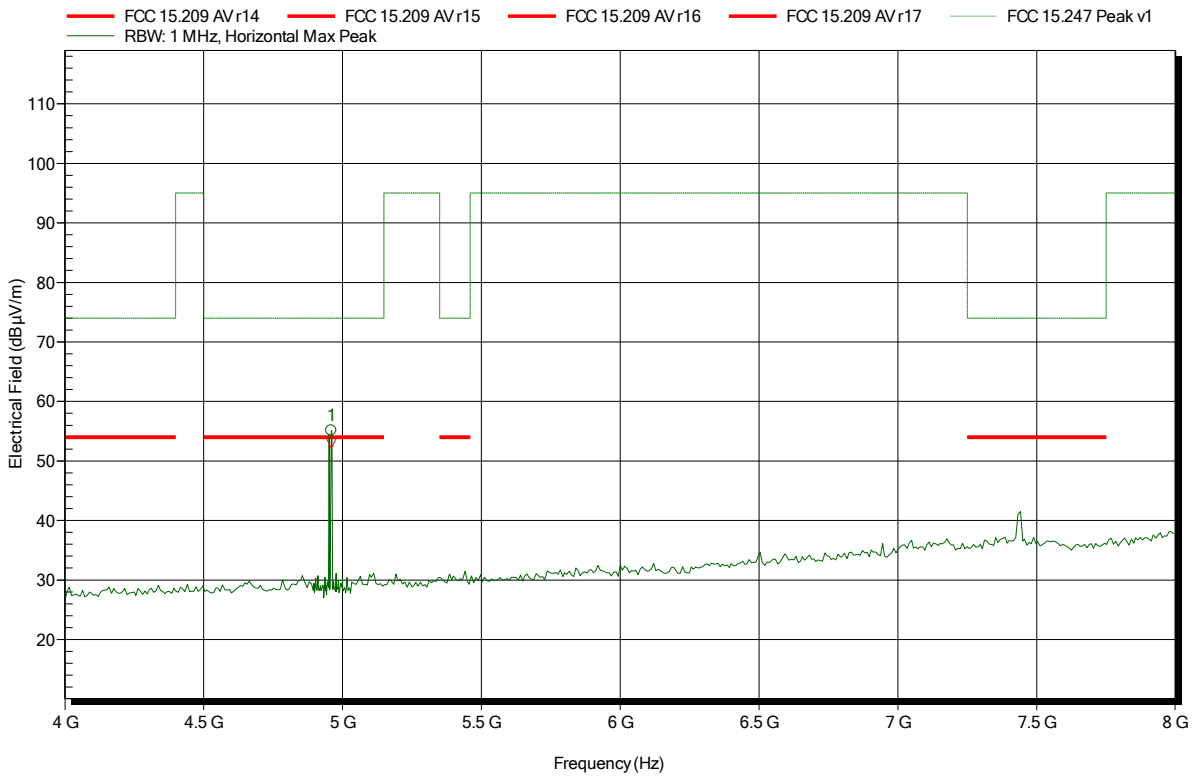


Spurious emissions according to FCC 15.247

Project number: G0M-1706-6624

Applicant: Dewert Okin GmbH
 EUT Name: Remote Control Bluetooth
 Model: IPROXX2/SMP/Bluetooth
 Test Site: Eurofins Product Service GmbH
 Operator: Wilfried Treffke
 Test Conditions: Tnom: 22°C, Vnom: 29 VDC
 Antenna: Schwarzbeck BBHA 9120D, Horizontal
 Measurement distance: 1 m converted to 3m
 Mode: TX; BLE; 2480 MHz
 Test Date: 2017-11-07
 Note:

Index 29



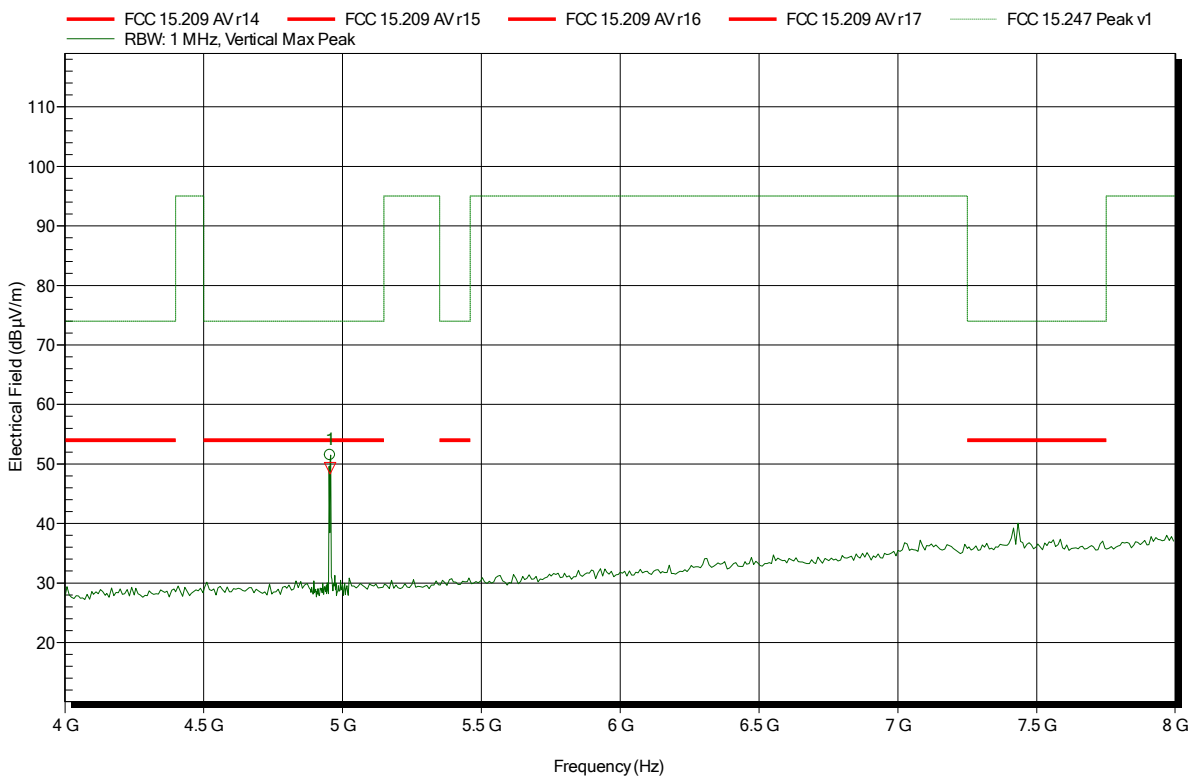
Frequency	Peak	Peak Limit	Peak Difference	Peak Status
4.96 GHz	55.09 dBµV/m	74 dBµV/m	-18.91 dB	Pass
Frequency	RMS	RMS Limit	RMS Difference	RMS Status
4.96 GHz	53.12 dBµV/m	54 dBµV/m	-0.88 dB	Pass

Spurious emissions according to FCC 15.247

Project number: G0M-1706-6624

Applicant: Dewert Okin GmbH
 EUT Name: Remote Control Bluetooth
 Model: IPROXX2/SMP/Bluetooth
 Test Site: Eurofins Product Service GmbH
 Operator: Wilfried Treffke
 Test Conditions: Tnom: 22°C, Vnom: 29 VDC
 Antenna: Schwarzbeck BBHA 9120D, Vertical
 Measurement distance: 1 m converted to 3m
 Mode: TX; BLE; 2480 MHz
 Test Date: 2017-11-08
 Note:

Index 34



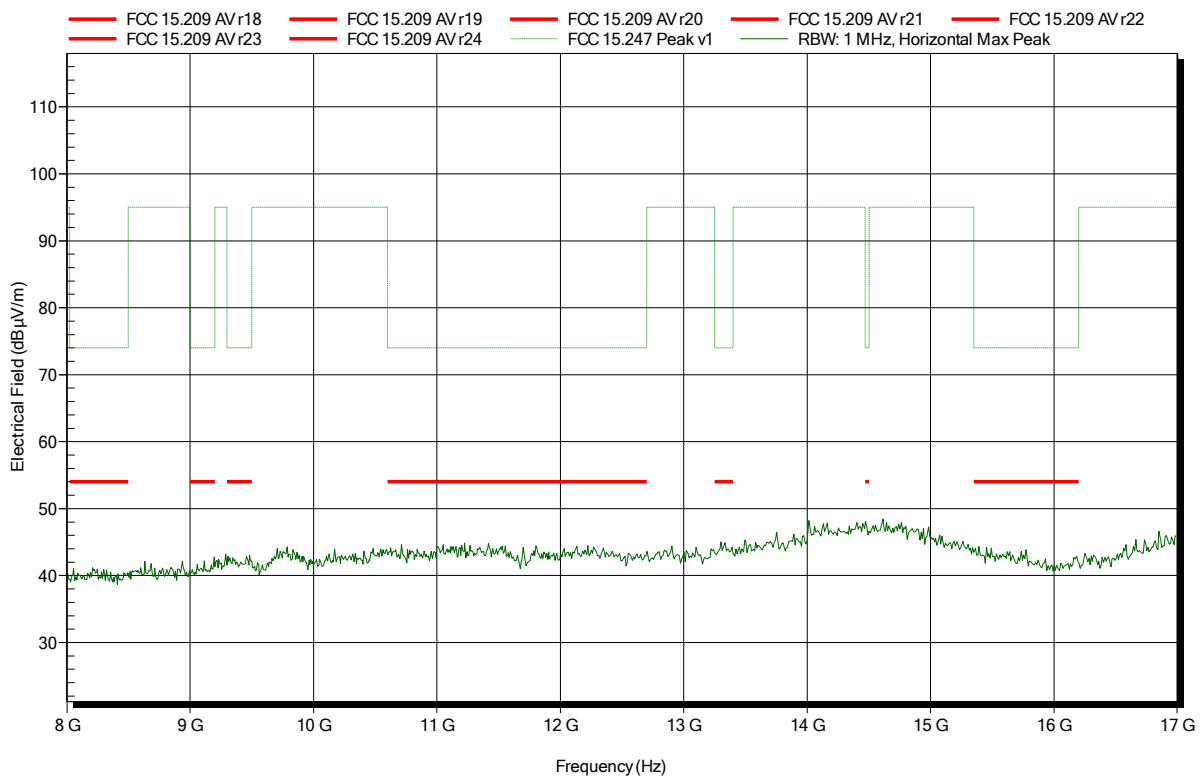
Frequency	Peak	Peak Limit	Peak Difference	Peak Status
4.956 GHz	51.49 dBµV/m	74 dBµV/m	-22.51 dB	Pass
Frequency	RMS	RMS Limit	RMS Difference	RMS Status
4.956 GHz	49.26 dBµV/m	54 dBµV/m	-4.74 dB	Pass

Spurious emissions according to FCC 15.247

Project number: G0M-1706-6624

Applicant: Dewert Okin GmbH
 EUT Name: Remote Control Bluetooth
 Model: IPROXX2/SMP/Bluetooth
 Test Site: Eurofins Product Service GmbH
 Operator: Wilfried Treffke
 Test Conditions: Tnom: 22°C, Vnom: 29 VDC
 Antenna: Schwarzbeck BBHA 9120D, Horizontal
 Measurement distance: 1 m converted to 3m
 Mode: TX; BLE; 2480 MHz
 Test Date: 2017-11-08
 Note:

Index 30

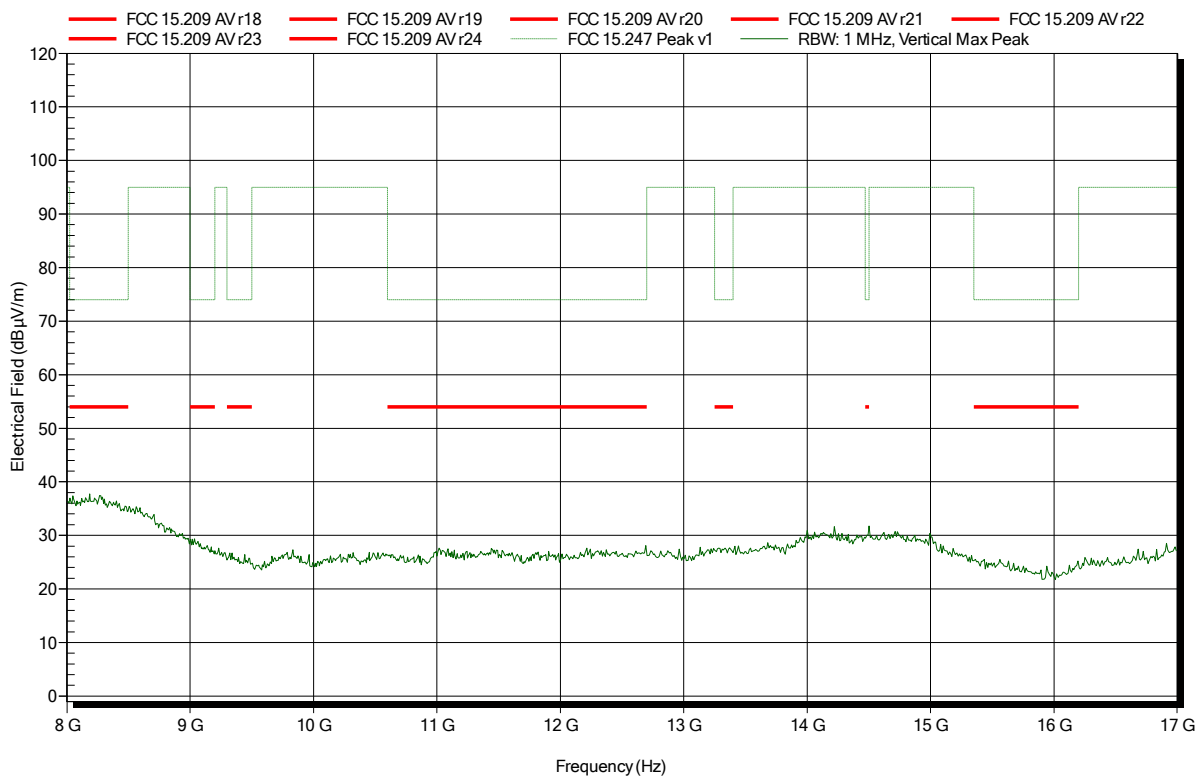


Spurious emissions according to FCC 15.247

Project number: G0M-1706-6624

Applicant: Dewert Okin GmbH
 EUT Name: Remote Control Bluetooth
 Model: IPROXX2/SMP/Bluetooth
 Test Site: Eurofins Product Service GmbH
 Operator: Wilfried Treffke
 Test Conditions: Tnom: 22°C, Vnom: 29 VDC
 Antenna: Schwarzbeck BBHA 9120D, Vertical
 Measurement distance: 1 m converted to 3m
 Mode: TX; BLE; 2480 MHz
 Test Date: 2017-11-08
 Note:

Index 35

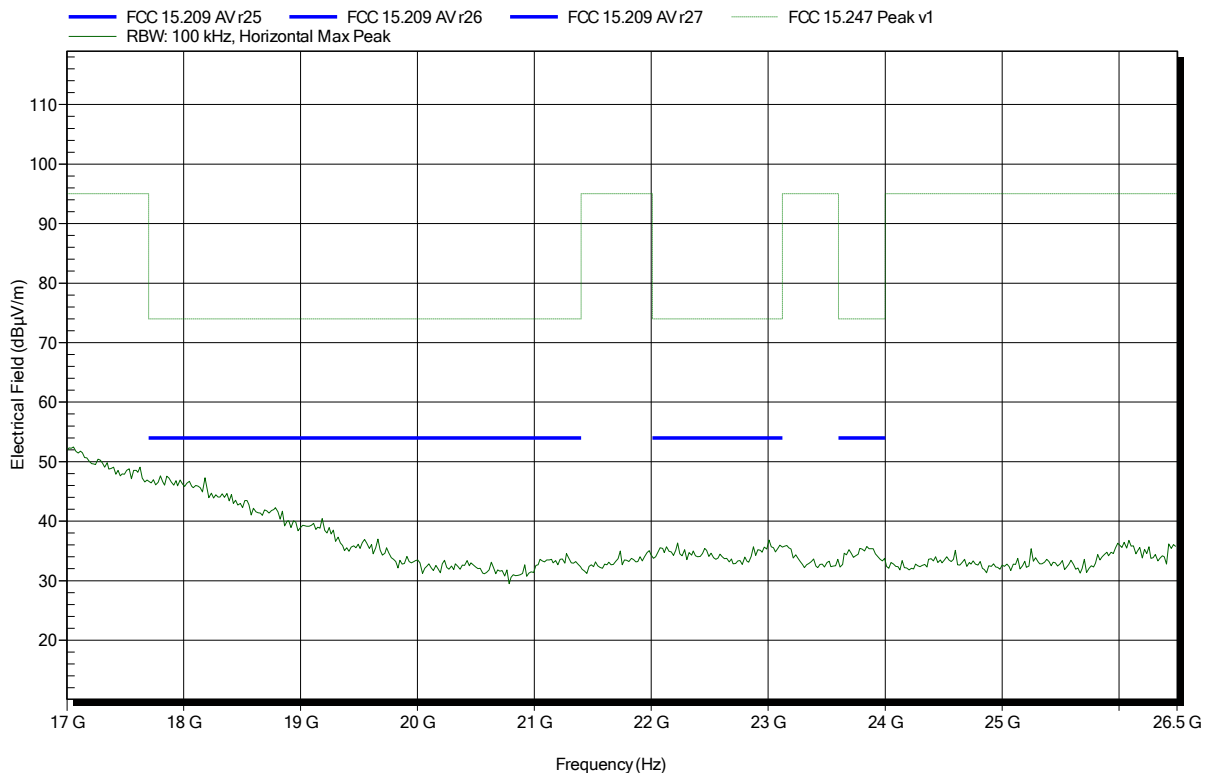


Spurious emissions according to FCC 15.247

Project number: G0M-1706-6624

Applicant: Dewert Okin GmbH
 EUT Name: Remote Control Bluetooth
 Model: IPROXX2/SMP/Bluetooth
 Test Site: Eurofins Product Service GmbH
 Operator: Wilfried Treffke
 Test Conditions: Tnom: 22°C, Vnom: 29 VDC
 Antenna: Amplifier Research AT 4560 (old name) / ATH18G40 (new name),
 Horizontal
 Measurement distance: 1 m converted to 3m
 Mode: TX; BLE; 2480 MHz
 Test Date: 2017-11-08
 Note:

Index 31

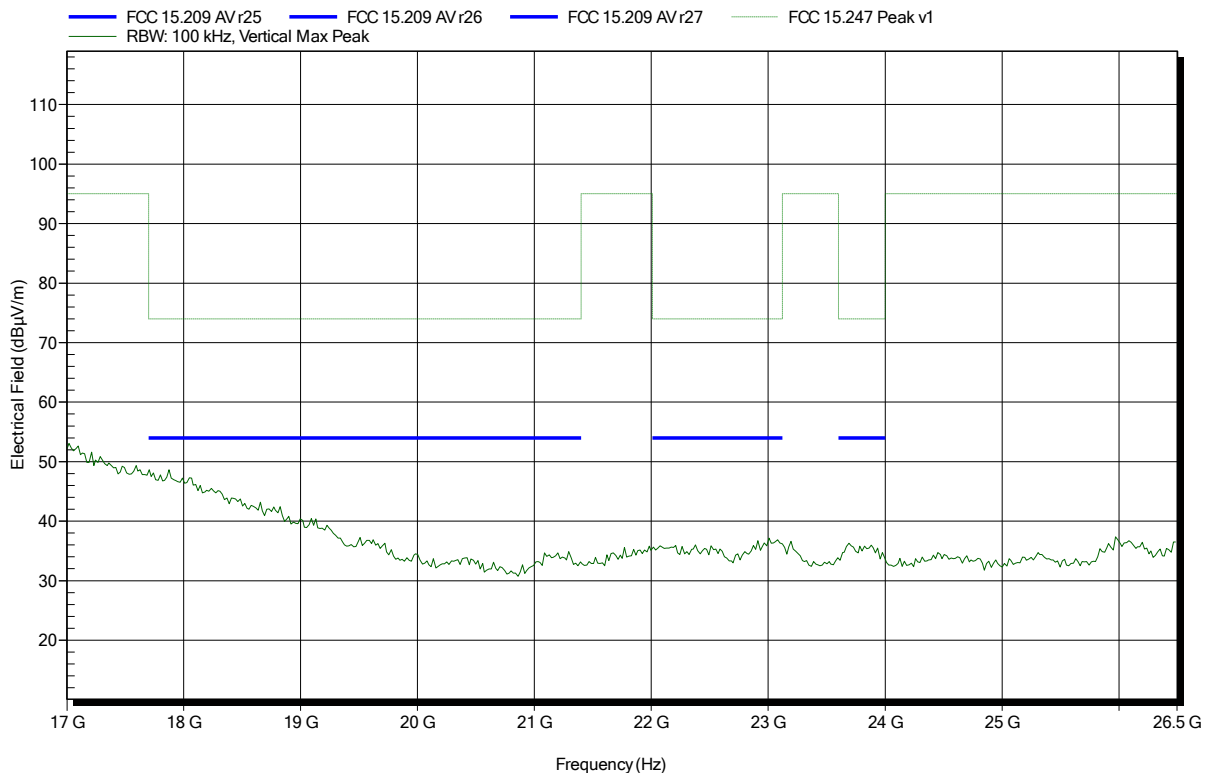


Spurious emissions according to FCC 15.247

Project number: G0M-1706-6624

Applicant: Dewert Okin GmbH
 EUT Name: Remote Control Bluetooth
 Model: IPROXX2/SMP/Bluetooth
 Test Site: Eurofins Product Service GmbH
 Operator: Wilfried Treffke
 Test Conditions: Tnom: 22°C, Vnom: 29 VDC
 Antenna: Amplifier Research AT 4560 (old name) / ATH18G40 (new name),
 Vertical
 Measurement distance: 1 m converted to 3m
 Mode: TX; BLE; 2480 MHz
 Test Date: 2017-11-08
 Note:

Index 36



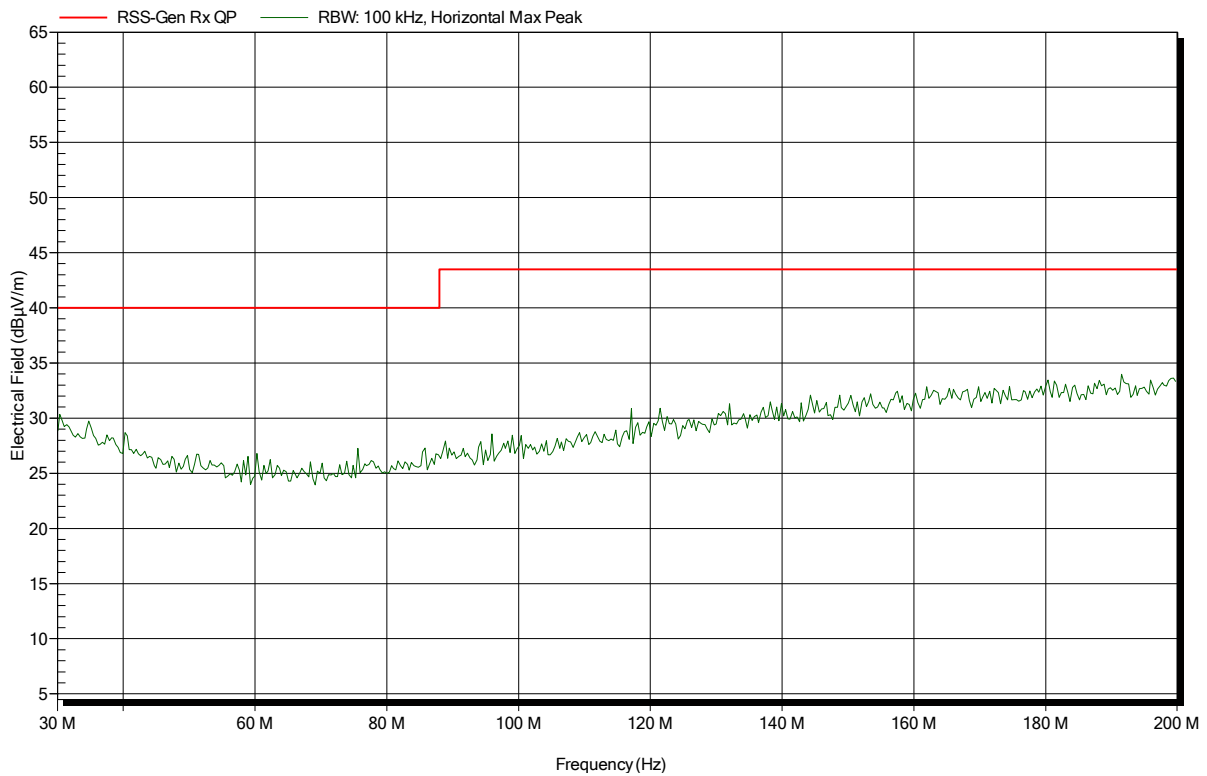
ANNEX B Receiver spurious emissions

Spurious emissions according to RSS-Gen Issue 4

Project number: G0M-1706-6624

Applicant: Dewert Okin GmbH
 EUT Name: Remote Control Bluetooth
 Model: IPROXX2/SMP/Bluetooth
 Test Site: Eurofins Product Service GmbH
 Operator: Wilfried Treffke
 Test Conditions: Tnom: 22°C, Vnom: 29 VDC
 Antenna: Rohde & Schwarz HK 116, Horizontal
 Measurement distance: 3 m
 Mode: RX; BLE; 2440 MHz
 Test Date: 2017-11-08
 Note:

Index 47

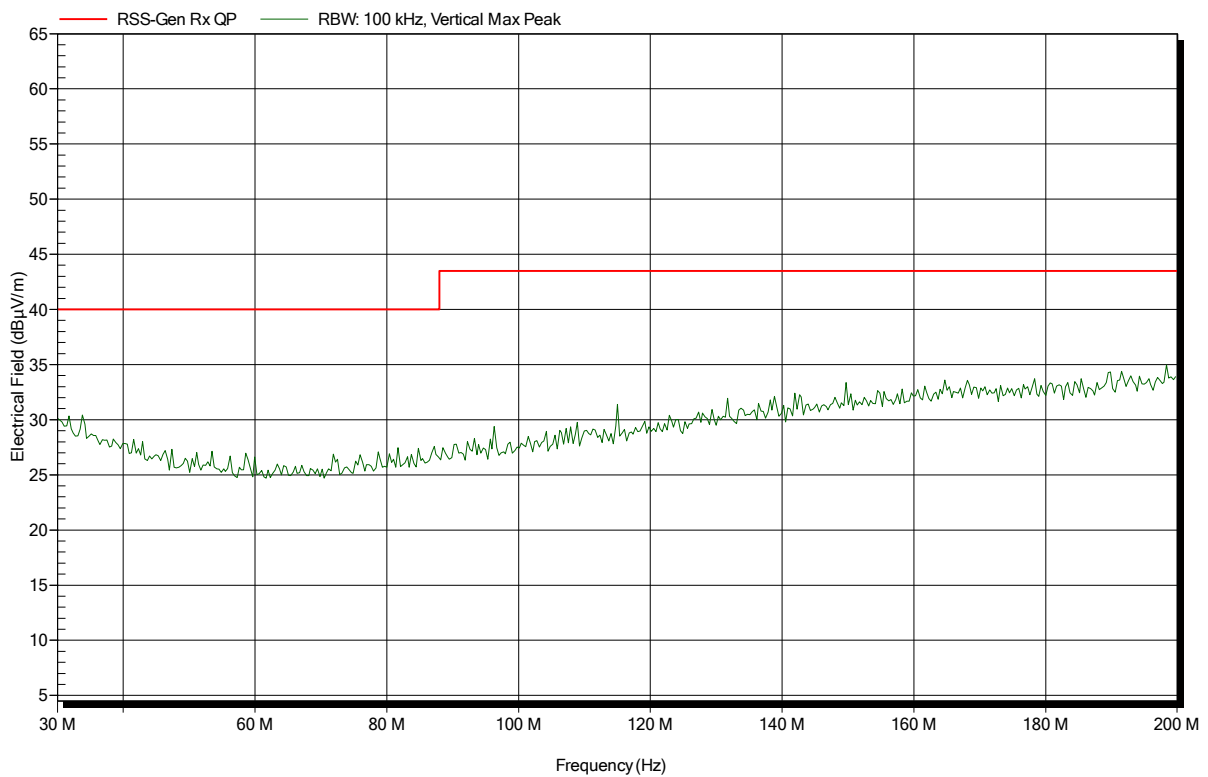


Spurious emissions according to RSS-Gen Issue 4

Project number: G0M-1706-6624

Applicant: Dewert Okin GmbH
 EUT Name: Remote Control Bluetooth
 Model: IPROXX2/SMP/Bluetooth
 Test Site: Eurofins Product Service GmbH
 Operator: Wilfried Treffke
 Test Conditions: Tnom: 22°C, Vnom: 29 VDC
 Antenna: Rohde & Schwarz HK 116, Vertical
 Measurement distance: 3 m
 Mode: RX; BLE; 2440 MHz
 Test Date: 2017-11-08
 Note:

Index 48

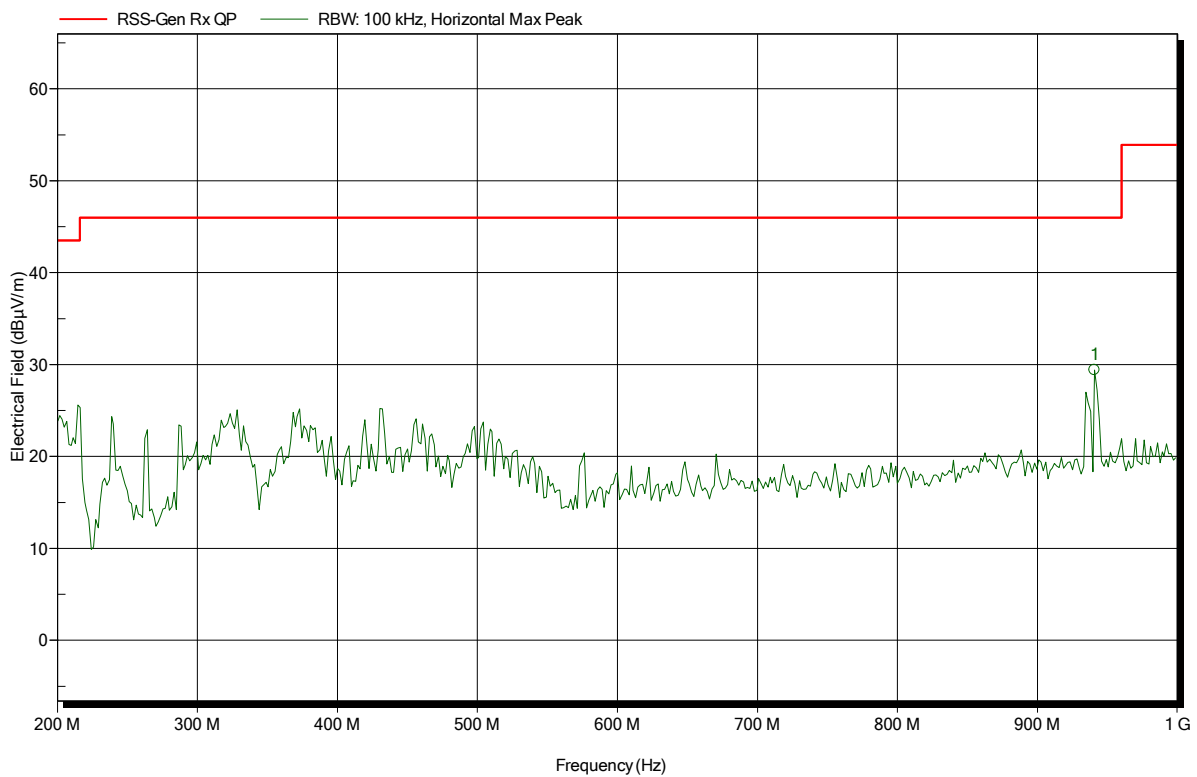


Spurious emissions according to RSS-Gen Issue 4

Project number: G0M-1706-6624

Applicant: Dewert Okin GmbH
 EUT Name: Remote Control Bluetooth
 Model: IPROXX2/SMP/Bluetooth
 Test Site: Eurofins Product Service GmbH
 Operator: Wilfried Treffke
 Test Conditions: Tnom: 22°C, Vnom: 29 VDC
 Antenna: Rohde & Schwarz HL 223, Horizontal
 Measurement distance: 3 m
 Mode: RX; BLE; 2440 MHz
 Test Date: 2017-11-08
 Note:

Index 49



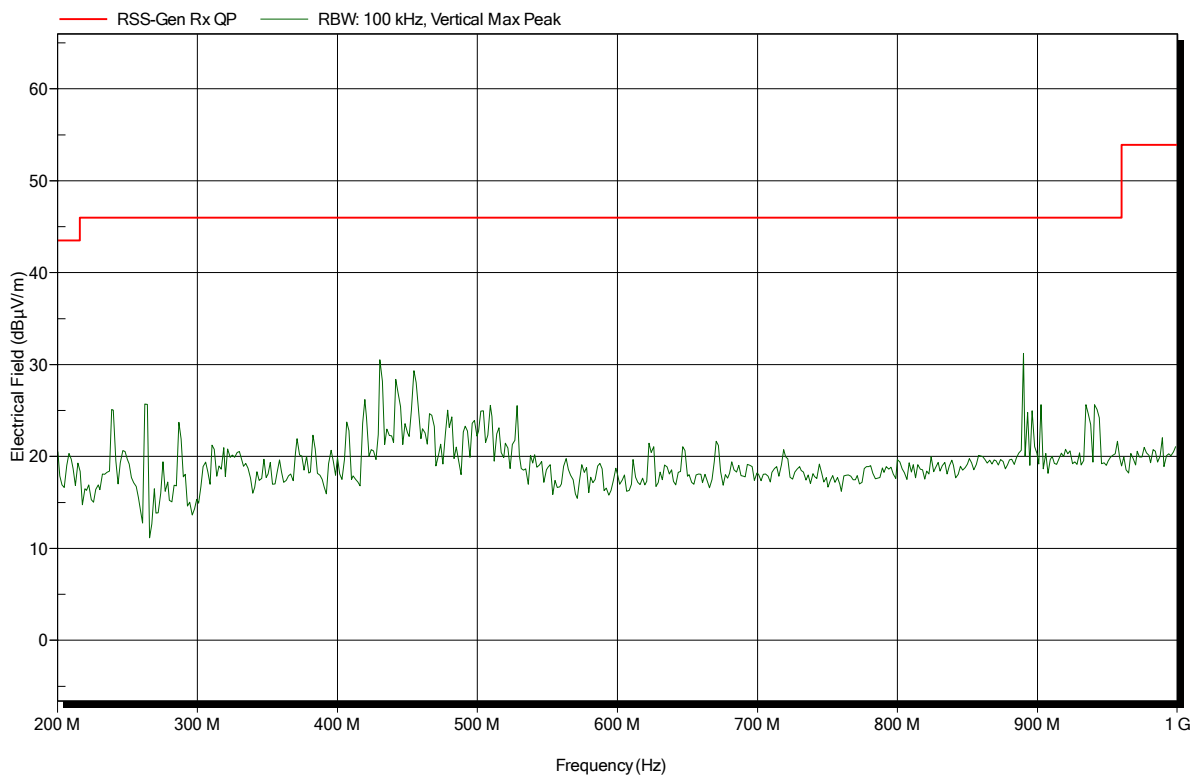
Frequency	Peak	Peak Limit	Peak Difference	Status
940.8 MHz	29.41 dBµV/m	46 dBµV/m	-16.59 dB	Pass

Spurious emissions according to RSS-Gen Issue 4

Project number: G0M-1706-6624

Applicant: Dewert Okin GmbH
 EUT Name: Remote Control Bluetooth
 Model: IPROXX2/SMP/Bluetooth
 Test Site: Eurofins Product Service GmbH
 Operator: Wilfried Treffke
 Test Conditions: Tnom: 22°C, Vnom: 29 VDC
 Antenna: Rohde & Schwarz HL 223, Vertical
 Measurement distance: 3 m
 Mode: RX; BLE; 2440 MHz
 Test Date: 2017-11-08
 Note:

Index 50

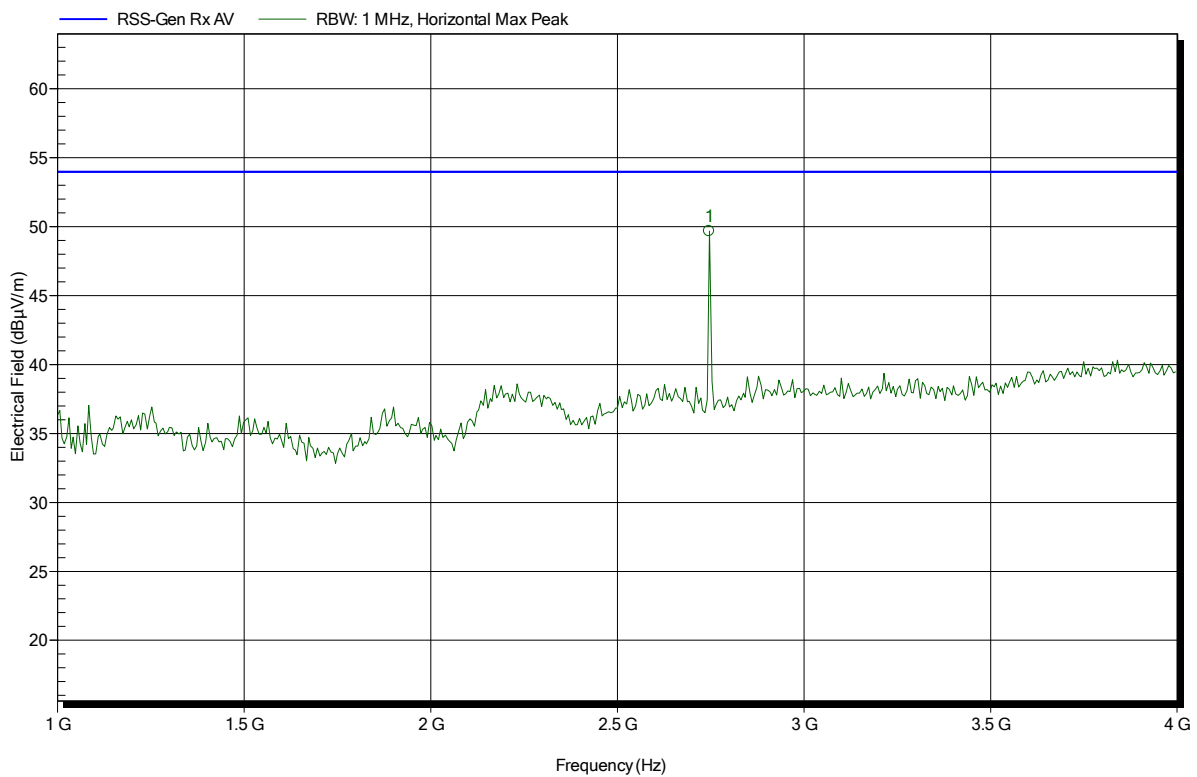


Spurious emissions according to RSS-Gen Issue 4

Project number: G0M-1706-6624

Applicant: Dewert Okin GmbH
 EUT Name: Remote Control Bluetooth
 Model: IPROXX2/SMP/Bluetooth
 Test Site: Eurofins Product Service GmbH
 Operator: Wilfried Treffke
 Test Conditions: Tnom: 22°C, Vnom: 29 VDC
 Antenna: Schwarzbeck BBHA 9120D, Horizontal
 Measurement distance: 3 m
 Mode: RX; BLE; 2440 MHz
 Test Date: 2017-11-08
 Note:

Index 37



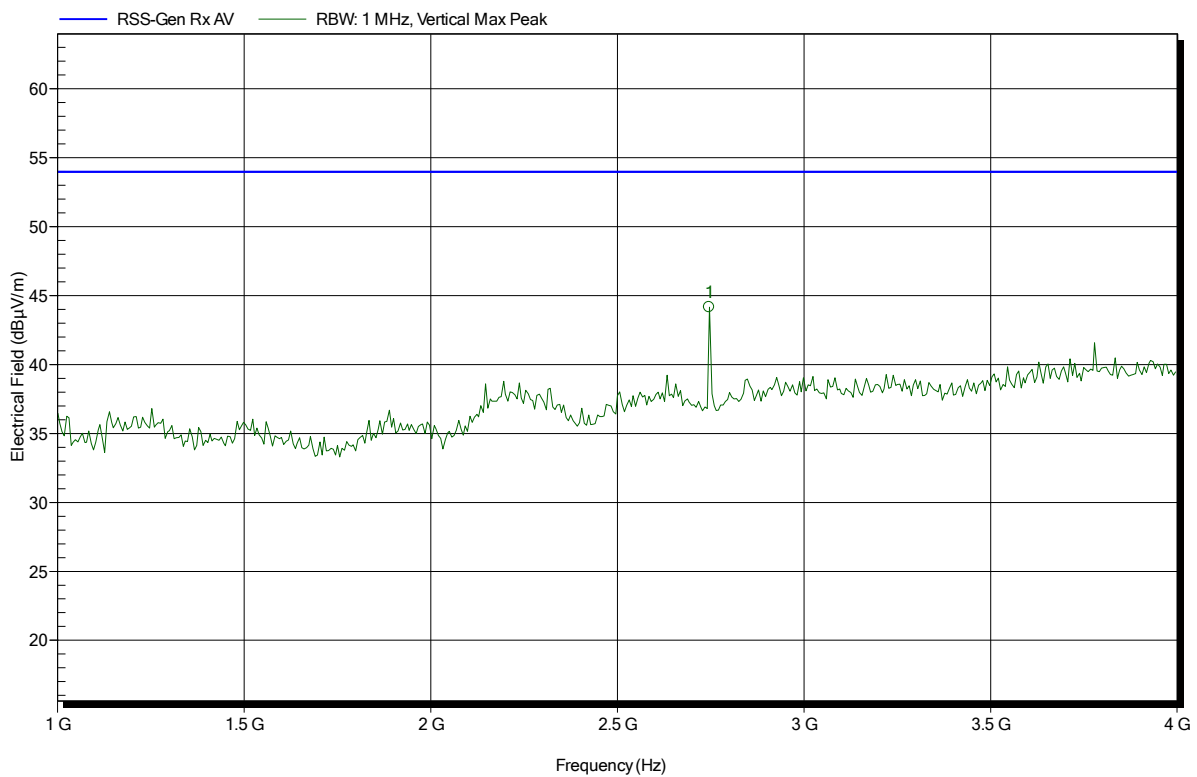
Frequency	Peak	Peak Limit	Peak Difference	Peak Status
2.746 GHz	49.67 dBµV/m	53.98 dBµV/m	-4.31 dB	Pass

Spurious emissions according to RSS-Gen Issue 4

Project number: G0M-1706-6624

Applicant: Dewert Okin GmbH
 EUT Name: Remote Control Bluetooth
 Model: IPROXX2/SMP/Bluetooth
 Test Site: Eurofins Product Service GmbH
 Operator: Wilfried Treffke
 Test Conditions: Tnom: 22°C, Vnom: 29 VDC
 Antenna: Schwarzbeck BBHA 9120D, Vertical
 Measurement distance: 3 m
 Mode: RX; BLE; 2440 MHz
 Test Date: 2017-11-08
 Note:

Index 42



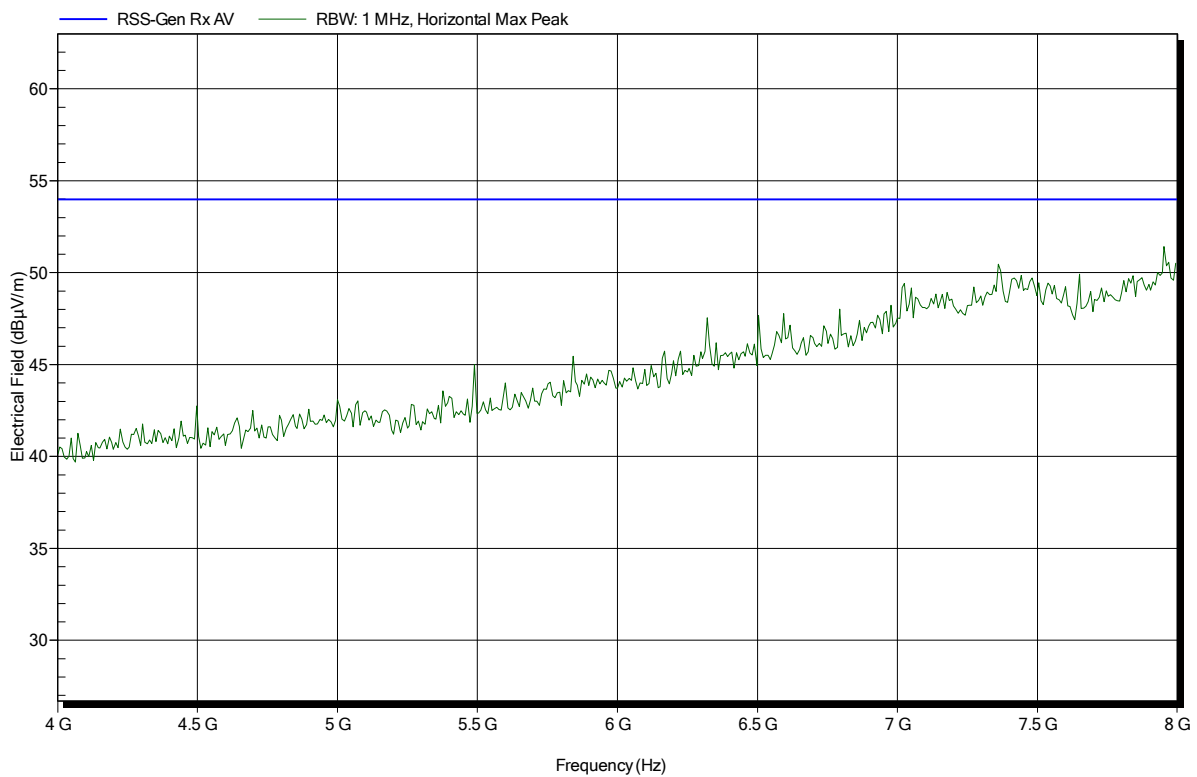
Frequency	Peak	Peak Limit	Peak Difference	Peak Status
2.746 GHz	44.17 dBµV/m	53.98 dBµV/m	-9.81 dB	Pass

Spurious emissions according to RSS-Gen Issue 4

Project number: G0M-1706-6624

Applicant: Dewert Okin GmbH
 EUT Name: Remote Control Bluetooth
 Model: IPROXX2/SMP/Bluetooth
 Test Site: Eurofins Product Service GmbH
 Operator: Wilfried Treffke
 Test Conditions: Tnom: 22°C, Vnom: 29 VDC
 Antenna: Schwarzbeck BBHA 9120D, Horizontal
 Measurement distance: 3 m
 Mode: RX; BLE; 2440 MHz
 Test Date: 2017-11-08
 Note:

Index 38

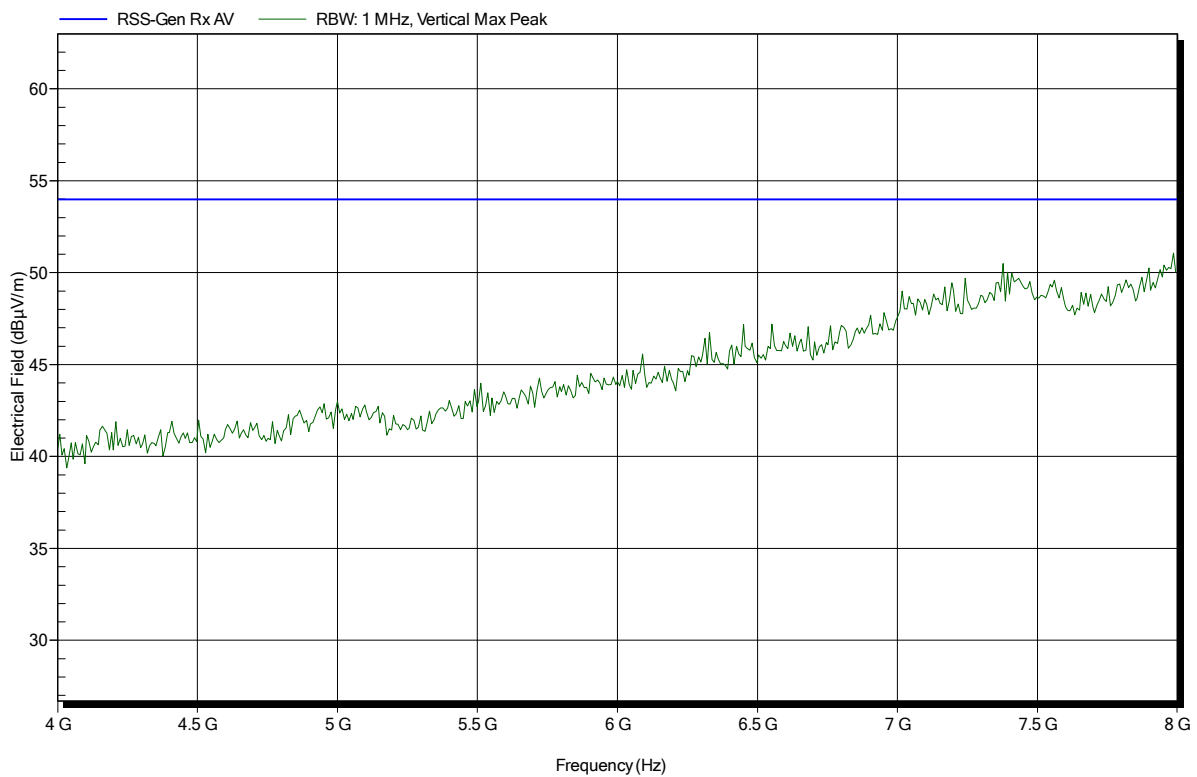


Spurious emissions according to RSS-Gen Issue 4

Project number: G0M-1706-6624

Applicant: Dewert Okin GmbH
 EUT Name: Remote Control Bluetooth
 Model: IPROXX2/SMP/Bluetooth
 Test Site: Eurofins Product Service GmbH
 Operator: Wilfried Treffke
 Test Conditions: Tnom: 22°C, Vnom: 29 VDC
 Antenna: Schwarzbeck BBHA 9120D, Vertical
 Measurement distance: 3 m
 Mode: RX; BLE; 2440 MHz
 Test Date: 2017-11-08
 Note:

Index 43

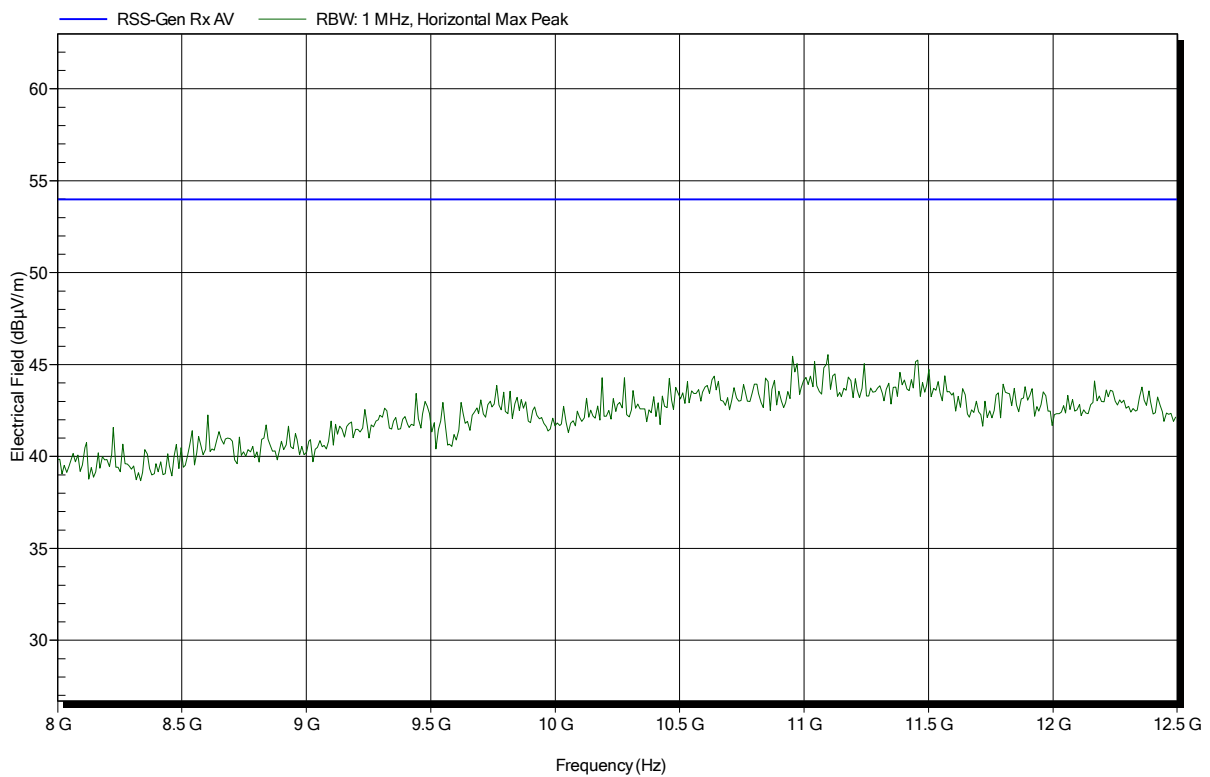


Spurious emissions according to RSS-Gen Issue 4

Project number: G0M-1706-6624

Applicant: Dewert Okin GmbH
 EUT Name: Remote Control Bluetooth
 Model: IPROXX2/SMP/Bluetooth
 Test Site: Eurofins Product Service GmbH
 Operator: Wilfried Treffke
 Test Conditions: Tnom: 22°C, Vnom: 29 VDC
 Antenna: Schwarzbeck BBHA 9120D, Horizontal
 Measurement distance: 1 m converted to 3m
 Mode: RX; BLE; 2440 MHz
 Test Date: 2017-11-08
 Note:

Index 39



Spurious emissions according to RSS-Gen Issue 4

Project number: G0M-1706-6624

Applicant: Dewert Okin GmbH
 EUT Name: Remote Control Bluetooth
 Model: IPROXX2/SMP/Bluetooth
 Test Site: Eurofins Product Service GmbH
 Operator: Wilfried Treffke
 Test Conditions: Tnom: 22°C, Vnom: 29 VDC
 Antenna: Schwarzbeck BBHA 9120D, Vertical
 Measurement distance: 1 m converted to 3m
 Mode: RX; BLE; 2440 MHz
 Test Date: 2017-11-08
 Note:

Index 45

