

# 1 Annex A – Test setup

## 1.1 List of Pictures

Picture 1: EUT position 1 .....	2
Picture 2: EUT position 2 .....	2
Picture 3: EUT position 3 .....	3
Picture 4: test setup AC power line conducted emissions, front view .....	4
Picture 5: test setup AC power line conducted emissions, rear view .....	4
Picture 6: test setup radiated emissions 9 kHz - 30 MHz, CDC, front view .....	5
Picture 7: test setup radiated emissions 9 kHz - 30 MHz, CDC, rear view .....	5
Picture 8: test setup radiated emissions 30 MHz - 1 GHz, CDC, front view .....	6
Picture 9: test setup radiated emissions 30 MHz - 1 GHz, CDC, rear view .....	6
Picture 10: test setup radiated emissions, OATS, front view .....	7
Picture 11: test setup radiated emissions, OATS, rear view .....	7
Picture 12: EUT test setup conducted measurements .....	8
Picture 13: EUT test setup radiated emissions > 1GHz - front view .....	9
Picture 14: EUT test setup radiated emissions > 1GHz - front view (detail) .....	9
Picture 15: EUT test setup radiated emissions > 1GHz - rear view .....	10




EMV **TESTHAUS** GmbH  
Gustav-Hertz-Straße 35  
94315 Straubing  
Germany


DewertOkin GmbH  
RF Gateway  
**Bluetooth RF-Gateway**

160583-AU01+W03  
Annex A

Page 1 of 10




Picture 1: EUT position 1




Picture 2: EUT position 2



Picture 3: EUT position 3




Picture 4: test setup AC power line conducted emissions, front view



Picture 5: test setup AC power line conducted emissions, rear view






Picture 6: test setup radiated emissions 9 kHz - 30 MHz, CDC, front view



Picture 7: test setup radiated emissions 9 kHz - 30 MHz, CDC, rear view



Picture 8: test setup radiated emissions 30 MHz - 1 GHz, CDC, front view



Picture 9: test setup radiated emissions 30 MHz - 1 GHz, CDC, rear view





Picture 10: test setup radiated emissions, OATS, front view



Picture 11: test setup radiated emissions, OATS, rear view




EMV **TESTHAUS** GmbH  
Gustav-Hertz-Straße 35  
94315 Straubing  
Germany

DewertOkin GmbH  
RF Gateway  
**Bluetooth RF-Gateway**


160583-AU01+W03  
Annex A

Page 7 of 10




Picture 12: EUT test setup conducted measurements






Picture 13: EUT test setup radiated emissions > 1GHz - front view



Picture 14: EUT test setup radiated emissions > 1GHz - front view (detail)



Picture 15: EUT test setup radiated emissions > 1GHz - rear view