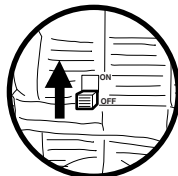
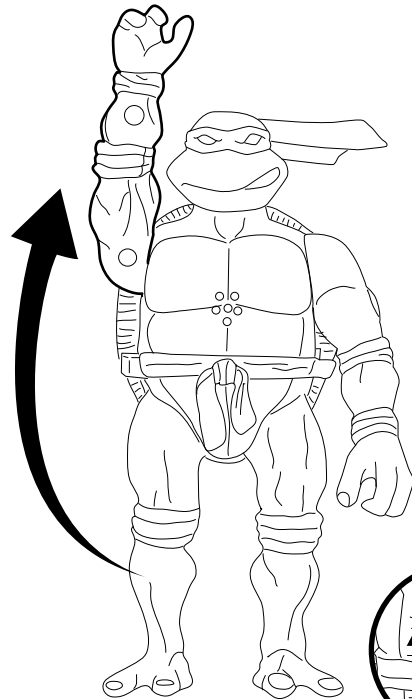




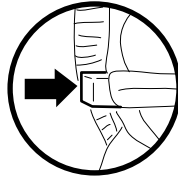
WALKIE TALKIE INSTRUCTIONS:

USING YOUR TURTLE TALKIE:

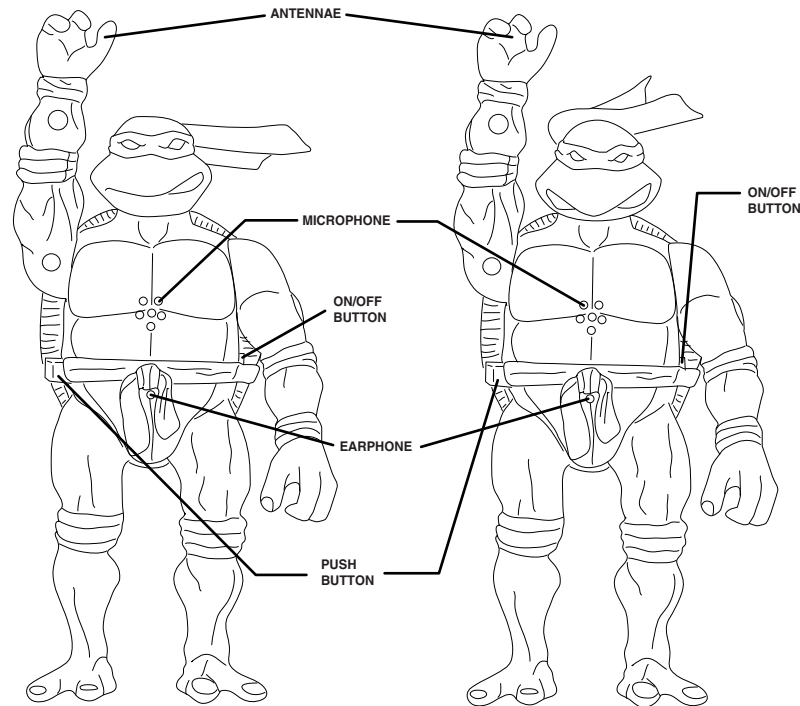
1. Now you're ready to talk the talk! Ninja talk! Rotate both arms of your Turtle Talkie straight up towards the sky - the arms act as your antennae!



2. Turn the power switch to the "ON" position. The power switch is located beneath your Turtle Talkie's left arm.



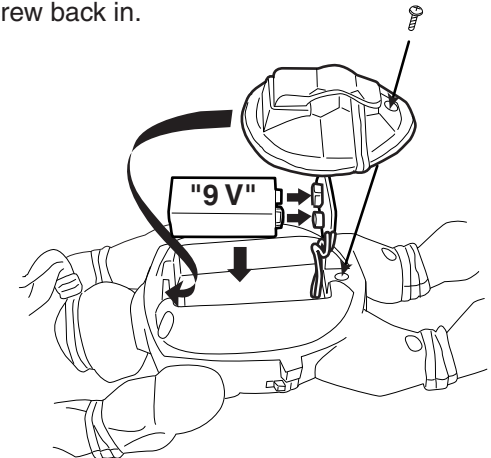
3. Time to send a secret message! Press the "Push To Talk" button located at the right side of your Turtle Talkie's belt... and then speak into the microphone located just beneath the front of the belt!



4. Once you've sent your message it's time to listen for a response from your ninja bud by releasing the "Push To Talk" button and listening to the speaker located in your Turtle Talkie's chest!
5. Your Turtle Talkie works at distances over 150 feet! Over and out!
6. Don't forget that you can clip your Turtle Talkies onto your belt - comes in handy when you have to make those ninjitsu moves!

PREPARING YOUR TURTLE TALKIE:

1. Every ninja action requires secret preparation. First thing you need to do is to use a screwdriver to unscrew the battery door screw found on the back shell of your Turtle Talkie. Next remove the battery door.
2. Once you have the battery door removed you can insert the 9 volt battery into the compartment. Check to make sure you've matched the correct polarities on the battery to those of your Turtle Talkie battery connection.
3. Now re-attach the battery door and screw the screw back in.



This device complies with Part 15 of the FCC Rules. Operation is subject to the following two conditions: (1) this device may not cause harmful interference, and (2) this device must accept any interference received, including interference that may cause undesired operation.

WARNING: Changes or modifications to this unit not expressly approved by the party responsible for compliance could void the user's authority to operate the equipment.

NOTE: This equipment has been tested and found to comply with the limits for Class B digital device, pursuant to Part 15 of the FCC rules. These limits are designed to provide reasonable protection against harmful interference in a residential installation. This equipment generates, use and can radiate radio frequency energy and, if not installed and used in accordance with the instructions, may cause harmful interference to radio communications.

However, there is no guarantee that interference will not occur in a particular installation. If this equipment does cause harmful interference to radio or television reception, which can be determined by turning the equipment off and on, the user is encouraged to try to correct the interference by one or more of the following measures:

- ☐ Reorient or relocate the receiving antenna.
- ☐ Increase the separation between the equipment and receiver.
- ☐ Connect the equipment into an outlet on a circuit different from that to which the receiver is needed.
- ☐ Consult the dealer or an experienced radio/TV technician for help.

Age 4 and up
STOCK NO. 54068
Playmates

Teenage Mutant Ninja Turtles® © 2004 Mirage Studios, Inc. Teenage Mutant Ninja Turtles®, Leonardo®, Michelangelo®, Donatello®, Raphael®, Splinter®, Shredder®, and April O'Neil® are registered trademarks of Mirage Studios, Inc. All Rights Reserved. PRINTED IN CHINA.