

FCC PART 15 SUBPART C / IC RSS-210 TEST REPORT

for

Electronic Keypad Deadbolt with Remote

Model No.: A28WG014-02AC

FCC ID: O3I-A28WG014

IC: 10365A-A28WG014

of

Applicant: **Taiwan Fu Hsing Industrial Co., Ltd.**

Address: **No.88, Yucai Rd., Gangshan Dist., Kaohsiung City 820,
Taiwan (R.O.C.)**

Tested and Prepared

by

Worldwide Testing Services (Taiwan) Co., Ltd.

FCC Registration No.: TW1477, TW0020, TW1072


Industry Canada filed test laboratory Reg. No. IC 5679A-1, IC

5107A-1 A2LA Accredited No.: 2732.01



Report No.: W6M21801-17840-C-1


6F, NO. 58, LANE 188, RUEY-KUANG RD., NEIHU TAIPEI 114, TAIWAN, R.O.C.
TEL: 886-2-66068877 FAX: 886-2-66068879 E-mail: wts@wts-lab.com



Registration number: W6M21801-17840-C-1
FCC ID: O3I-A28WG014
IC: 10365A-A28WG014

TABLE OF CONTENTS

1	GENERAL INFORMATION	2
1.1	NOTES	2
1.2	TESTING LABORATORY	3
1.2.1	<i>Location</i>	3
1.2.2	<i>Details of accreditation status</i>	3
1.3	DETAILS OF APPROVAL HOLDER	3
1.4	APPLICATION DETAILS	4
1.5	GENERAL INFORMATION OF TEST ITEM	4
1.6	TEST STANDARDS	4
2	TECHNICAL TEST	5
2.1	SUMMARY OF TEST RESULTS	5
2.2	TEST ENVIRONMENT	5
2.3	TEST EQUIPMENT LIST	6
2.4	GENERAL TEST PROCEDURE	9
3	TEST RESULTS (ENCLOSURE)	10
3.1	PEAK OUTPUT POWER (TRANSMITTER)	11
3.2	EQUIVALENT ISOTROPIC RADIATED POWER	13
3.3	RF EXPOSURE COMPLIANCE REQUIREMENTS	13
3.4	OUT OF BAND RADIATED EMISSIONS	13
3.5	SPURIOUS EMISSION (TX)	14
3.6	RADIATED EMISSIONS FROM RECEIVER PART	15
3.7	RADIATED EMISSION ON THE BAND EDGE	16
3.8	POWER LINE CONDUCTED EMISSION	17
	APPENDIX	18



Worldwide Testing Services(Taiwan) Co., Ltd.

Registration number: W6M21801-17840-C-1
FCC ID: O3I-A28WG014
IC: 10365A-A28WG014

1 General Information

1.1 Notes

The purpose of conformity testing is to increase the probability of adherence to the essential requirements or conformity specifications, as appropriate.

The complexity of the technical specifications, however, means that full and thorough testing is impractical for both technical and economic reasons.

Furthermore, there is no guarantee that a test sample which has passed all the relevant tests conforms to a specification.

Neither is there any guarantee that such a test sample will interwork with other genuinely open systems. The existence of the tests nevertheless provides the confidence that the test sample possesses the qualities as maintained and that its performance generally conforms to representative cases of communications equipment.

The test results of this test report relate exclusively to the item tested as specified in 1.5.

The test report may only be reproduced or published in full.

Reproduction or publication of extracts from the report requires the prior written approval of the Worldwide Testing Services(Taiwan) Co., Ltd.

Tester:


March 07, 2018	Leon Chueh	<i>leon Chueh</i>
----------------	------------	-------------------

Date	WTS-Lab.	Name	Signature
------	----------	------	-----------

Technical responsibility for area of testing:

March 07, 2018	Kevin Wang	<i>Kevin Wang</i>
----------------	------------	-------------------

Date	WTS	Name	Signature
------	-----	------	-----------



Worldwide Testing Services(Taiwan) Co., Ltd.

Registration number: W6M21801-17840-C-1

FCC ID: O3I-A28WG014

IC: 10365A-A28WG014

1.2 Testing laboratory

1.2.1 Location

OATS

No.5-1, Lishui, Shuang Sing Village,

Wanli Dist., New Taipei City 207,

Taiwan (R.O.C.)

3 meter semi-anechoic chamber

No.35, Aly. 21, Ln. 228, Ankang Rd., Neihu Dist., Taipei City 114, Taiwan (R.O.C.)

TEL:886-2-6613-0228

FAX:886-2-2791-5046

Company

Worldwide Testing Services(Taiwan) Co., Ltd.

6F, NO. 58, LANE 188, RUEY-KUANG RD.

NEIHU, TAIPEI 114, TAIWAN R.O.C.

Tel : 886-2-66068877

Fax : 886-2-66068879

1.2.2 Details of accreditation status

Accredited testing laboratory

A2LA accredited number: 2732.01

FCC filed test laboratory Reg. No. TW1477, TW0020, TW1072

Industry Canada filed test laboratory Reg. No. IC 5679A-1, IC 5107A-1

Test location, where different from Worldwide Testing Services (Taiwan) Co., Ltd. :

Name: ./.

Accredited number: ./.


Street: ./.

Town: ./.

Country: ./.

Telephone: ./.

Fax: ./.



Registration number: W6M21801-17840-C-1

FCC ID: O3I-A28WG014

IC: 10365A-A28WG014

1.3 Details of approval holder

Name: Taiwan Fu Hsing Industrial Co., Ltd.
Street: No.88, Yucai Rd., Gangshan Dist.,
Town: Kaohsiung City 820,
Country: Taiwan (R.O.C.)
Telephone: 886-7-6225151
Fax: 886-7-6224700

1.4 Application details

Date of receipt of test item: February 21, 2018
Date of test: From February 22, 2018 to March 05, 2018

1.5 General information of Test item

Type of test item: Electronic Keypad Deadbolt with Remote
Model Number: A28WG014-02AC
Multi-listing model number: ./.
Photos: see Annex

Technical data

Frequency band: 2.400-2.4835GHz
Operating Frequency: 2.406 GHz
Operation modes: simplex
Modulation Type: GFSK
Antenna type: Microstrip PCB Antenna
Power supply: Transmitter: Battery 3Vd.c. (CR2032)
Receiver: Battery 1.5Vd.c.*4

Manufacturer: (if different from applicant)


Name: ./.
Street: ./.
Town: ./.
Country: ./.

Additional information: ./.

1.6 Test standards

FCC RULES SUBPART C § 15.249 (2017-10)

RSS-210 Issue 9: August 2016



Registration number: W6M21801-17840-C-1
FCC ID: O3I-A28WG014
IC: 10365A-A28WG014

2 Technical test

2.1 Summary of test results

No deviations from the technical specification(s) were ascertained in the course of the tests performed.


or

The deviations as specified in 2.5 were ascertained in the course of the tests performed.

2.2 Test environment

Temperature: 23 °C
Relative humidity content: 20 ... 75 %
Air pressure: 86 ... 103 kPa
Details Power supply: Transmitter: Battery 3Vd.c. (CR2032)
Receiver: Battery 1.5Vd.c.*4
Extreme conditions parameters: Not required

Test item Name	Uncertainty
Estimation Result of Uncertainty of Conducted Emission	Expanded Uncertainty : 1.54 dB
Estimation Result of Uncertainty of Radiated Emission(3M)	Expanded Uncertainty : 0.009-30 MHz : 2.17 dB 30-1000 MHz : 3.57 dB 1-18 GHz : 2.60 dB 18-40 GHz : 2.58 dB
Estimation Result of Uncertainty of Conducted Output Power Measurement Output power	Expanded Uncertainty : 1.01 dB
Estimation Result of Uncertainty of Band Edge Measurement	Expanded Uncertainty : 0.98 dBc



Worldwide Testing Services(Taiwan) Co., Ltd.


Registration number: W6M21801-17840-C-1

FCC ID: O3I-A28WG014

IC: 10365A-A28WG014

2.3 Test Equipment List


No.	Test equipment	Type	Serial No.	Manufacturer	Cal. Date	Next Cal. Date
ETSTW-CE 001	EMI TEST RECEIVER	ESHS10	842121/013	R&S	2017/5/26	2018/5/25
ETSTW-CE 003	AC POWER SOURCE	APS-9102	D161137	GW	Function Test	
ETSTW-CE 004	ZWEILEITER-V-NETZNACHBILDUNG TWO-LINE V-NETWORK	ESH3-Z5	840731/011	R&S	2017/10/26	2018/10/25
ETSTW-CE 006	IMPULSBEGRENZER PULSE LIMITER	ESH3-Z2	100226	R&S	2017/8/22	2018/8/21
ETSTW-CE 008	HF-EICHLITUNG RF STEP ATTENUATOR 139dB DPSP	334.6010.02	844581/024	R&S	Function Test	
ETSTW-CE 009	TEMP.&HUMIDITY CHAMBER	GTH-225-40-1P-U	MAA0305-009	GIANT FORCE	2017/7/14	2018/7/13
ETSTW-CE 016	TWO-LINE V-NETWORK	ENV216	100050	R&S	2017/8/31	2018/8/30
ETSTW-CE 028	MXE EMI Receiver	N9038A	MY53220110	Agilent	2017/7/11	2018/7/10
ETSTW-RE 003	EMI TEST RECEIVER	ESI 26	831438/001	R&S	2017/5/26	2018/5/25
ETSTW-RE 004	EMI TEST RECEIVER	ESI 40	832427/004	R&S	2017/5/17	2018/5/16
ETSTW-RE 005	EMI TEST RECEIVER	ESVS10	843207/020	R&S	2017/8/25	2018/8/24
ETSTW-RE 012	TUNABLE BANDREJECT FILTER	D.C 0309	146	K&L	Function Test	
ETSTW-RE 013	TUNABLE BANDREJECT FILTER	D.C 0336	397	K&L	Function Test	
ETSTW-RE 018	MICROWAVE HORN ANTENNA	AT4560	27212	AR	2017/7/4	2018/7/3
ETSTW-RE 027	Passive Loop Antenna	6512	00034563	ETS-Lindgren	2017/7/3	2018/7/2
ETSTW-RE 030	Double-Ridged Guide Horn Antenna	3117	00035224	ETS-Lindgren	2017/3/22	2018/3/21
ETSTW-RE 042	Biconical Antenna	HK116	100172	R&S	2018/1/23	2019/1/22
ETSTW-RE 043	Log-Periodic Dipole Antenna	HL223	100166	R&S	2017/4/10	2018/4/9
ETSTW-RE 044	Log-Periodic Antenna	HL050	100094	R&S	2017/4/27	2018/4/26
ETSTW-RE 045	ESA-E SERIES SPECTRUM ANALYZER	E4404B	MY45111242	Agilent	Pre-test Use	
ETSTW-RE 050	Attenuator 10dB	50HF-010-1	None	JFW	2018/3/1	2019/2/28
ETSTW-RE 051	Attenuator 6dB	50HF-006-1	None	JFW	2018/3/1	2019/2/28
ETSTW-RE 053	Attenuator 3dB	50HF-003-1	None	JFW	2018/3/1	2019/2/28
ETSTW-RE 055	SPECTRUM ANALYZER	FSU 26	200074	R&S	2018/2/21	2019/2/20
ETSTW-RE 060	Attenuator 30dB	5015-30	F651012z-01	ATM	2018/3/1	2019/2/28
ETSTW-RE 062	Amplifier Module	CHC 2	None	KMIC	2017/4/12	2018/4/11
ETSTW-RE 064	Bluetooth Test Set	MT8852B-042	6K00005709	Anritsu	Function Test	
ETSTW-RE 069	Double-Ridged Guide Horn Antenna	3117	00069377	ETS-Lindgren	Function Test	
ETSTW-RE 072	CELL SITE TEST SET	8921A	3339A00375	HP	2017/9/11	2018/9/10
ETSTW-RE 088	SOLID STATE AMPLIFIER	KMA180265A01	99057	KMIC	2017/9/19	2018/9/18
ETSTW-RE 091	Match Pad	MDCS1500	None	WOKEN	2017/4/6	2018/4/5



Worldwide Testing Services(Taiwan) Co., Ltd.

Registration number: W6M21801-17840-C-1
 FCC ID: O3I-A28WG014
 IC: 10365A-A28WG014

ETSTW-RE 099	DC Block	50DB-007-1	None	JFW	2018/2/23	2019/2/22
ETSTW-RE 112	AC POWER SOURCE	TFC-1005	T-0A023536	T-Power	Function test	
ETSTW-RE 115	2.4GHz Notch Filter	N0124411	473874	MICROWAVE CIRCUITS	2018/1/15	2019/1/14
ETSTW-RE 120	RF Player	MP9200	MP9210-111022	ADIVIC	Function test	
ETSTW-RE 122	SIGNAL GENERATOR	SMF100A	102149	R&S	2017/5/26	2018/5/25
ETSTW-RE 125	5GHz Notch filter	5NSL11-5200/E221.3-O/O	1	K&L Microwave	2017/8/9	2018/8/8
ETSTW-RE 126	5GHz Notch filter	5NSL12-5800/E221.3-O/O	1	K&L Microwave	2017/8/9	2018/8/8
ETSTW-RE 127	RF Switch Box	RFS-01	None	WTS	2018/2/21	2019/2/20
ETSTW-RE 128	5.3GHz Notch filter	N0153001	SN487233	Microwave Circuits	2017/8/9	2018/8/8
ETSTW-RE 129	5.5GHz Notch filter	N0555984	SN487234	Microwave Circuits	2017/8/9	2018/8/8
ETSTW-RE 130	Handheld RF Spectrum Analyzer	N9340A	CN0147000204	Agilent	Pre-test Use	
ETSTW-RE 142	Amplifier	8447D	2805A03378	Agilent	2017/4/12	2018/4/11
ETSTW-RE 147	Bi-log Hybrid Antenna	MCTD 2786B	BLB16M04005	ETC	2017/3/22	2018/3/21
ETSTW-RE 151	Thermohyrometer	608-h1	45104376	TESTO	2017/8/30	2018/8/29
ETSTW-EMI 011	USB Compact Modulator	SFC-U	101689	R&S	2017/5/10	2018/5/9
ETSTW-GSM 002	Universal Radio Communication Tester	CMU 200	109439	R&S	2018/2/21	2019/2/20
ETSTW-GSM 003	Radio Communication Analyzer	MT8820C	6201342073	Anritsu	2018/2/7	2019/2/6
ETSTW-GSM 004	Wideband Radio Communication Tester	CMW500	128092	R&S	2017/10/16	2018/10/15
ETSTW-GSM 019	Band Reject Filter	WRCTF824/849-822/851-40 /12+9SS	3	WI	2018/1/11	2019/1/10
ETSTW-GSM 020	Band Reject Filter	WRCD1747/1748-1743/1752-32/5SS	1	WI	2018/1/11	2019/1/10
ETSTW-GSM 021	Band Reject Filter	WRCD1879.5/1880.5-1875.5/1884.5-32/5SS	3	WI	2018/1/11	2019/1/10
ETSTW-GSM 022	Band Reject Filter	WRCT901.9/903.1-904.25-50/8SS	1	WI	2018/1/11	2019/1/10
ETSTW-GSM 023	Power Divider	4901.19.A	None	SUHNER	2017/9/13	2018/9/12
ETSTW-Cable 011	SMA to N type Cable	RGU-400	None	THERMAX	Pre-test Use NCR	
ETSTW-Cable 016	BNC Cable	Switch Box	B Cable 1	Schwarz beck	2018/2/22	2019/2/21
ETSTW-Cable 017	BNC Cable	X Cable	B Cable 2	Schwarz beck	2018/2/22	2019/2/21
ETSTW-Cable 018	BNC Cable	Y Cable	B Cable 3	Schwarz beck	2018/2/22	2019/2/21
ETSTW-Cable 019	BNC Cable	Z Cable	B Cable 4	Schwarz beck	2018/2/22	2019/2/21
ETSTW-Cable 020	N TYPE Cable	OATS Cable 1	N30N30-L335-15M	JYE BAO CO.,LTD.	2017/7/3	2018/7/2
ETSTW-Cable 022	N TYPE Cable	5006	0002	JYE BAO CO.,LTD.	2017/4/6	2018/4/5
ETSTW-Cable 026	Microwave Cable	SUCOFLEX 104	279075	HUBER+SUHNER	2018/2/21	2019/2/20
ETSTW-Cable 027	Microwave Cable	SUCOFLEX 104	279083	HUBER+SUHNER	2017/5/12	2018/5/11
ETSTW-Cable 028	Microwave Cable	FA147A0015M2020	30064-2	UTIFLEX	2017/9/7	2018/9/6
ETSTW-Cable 029	Microwave Cable	FA147A0015M2020	30064-3	UTIFLEX	2017/9/7	2018/9/6
ETSTW-Cable 030	Microwave Cable	SUCOFLEX 104 (S Cable 9)	279067	HUBER+SUHNER	2018/2/21	2019/2/20




Worldwide Testing Services(Taiwan) Co., Ltd.

Registration number: W6M21801-17840-C-1

FCC ID: O3I-A28WG014

IC: 10365A-A28WG014

ETSTW-Cable 031	Microwave Cable	SUCOFLEX 104 (S Cable 10)	238092	HUBER+SUHNER	2017/4/12	2018/4/11
ETSTW-Cable 043	Microwave Cable	SUCOFLEX 104	317576	HUBER+SUHNER	2017/4/12	2018/4/11
ETSTW-Cable 048	Microwave Cable	SUCOFLEX 104	325519	HUBER+SUHNER	2017/4/12	2018/4/11
ETSTW-Cable 058	Microwave Cable	SUCOFLEX 104	none	HUBER+SUHNER	2018/2/21	2019/2/20
ETSTW-Cable 064	Microwave Cable	SUCOFLEX 104	MY28891	HUBER+SUHNER	2017/4/12	2018/4/11
ETSTW-Cable 066	SMA type cable	32022	None	ASTROLAB	2017/8/31	2018/8/30
ETSTW-Cable 071	N TYPE CABLE	EMCCFD400-NM- NM-25000	170239	EMCI	2018/2/21	2019/2/20
WTSTW-SW 002	EMI TEST SOFTWARE	EZ_EMC	None	Farad	Version ETS-03A1	
WTSTW-SW 006	EMI TEST SOFTWARE	e3	None	AUDIX	Version 9.161014	
WTSTW-SW 008	Signal studio	Agilent	None	AUDIX	Version 2.0.0.1	



Registration number: W6M21801-17840-C-1
FCC ID: O3I-A28WG014
IC: 10365A-A28WG014

2.4 General Test Procedure

POWER LINE CONDUCTED INTERFERENCE: The procedure used was ANSI STANDARD C63.10-2013 6.2 using a LISN (if necessary). Both lines were observed. The bandwidth of the spectrum analyzer was 10 kHz with an appropriate sweep speed.

RADIATION INTERFERENCE: The test procedure used was according to ANSI STANDARD C63.10-2013 6.3 employing a spectrum analyzer. For investigated frequency is equal to or below 1GHz, the RBW and VBW of the spectrum analyzer was 100 kHz and 100kHz respectively with an appropriate sweep speed. For investigated frequency is above 1GHz, both of RBW and VBW of the spectrum analyzer were 1 MHz with an appropriate sweep speed. The analyzer was calibrated in dB above a microvolt at the output of the antenna.

FORMULA OF CONVERSION FACTORS: The Field Strength at 3m was established by adding the meter reading of the spectrum analyzer (which is set to read in units of dB μ V) to the antenna correction factor supplied by the antenna manufacturer. The antenna correction factors are stated in terms of dB.

Example:


Freq (MHz) METER READING + ACF + CABLE LOSS (to the receiver) = FS
33 20 dB μ V + 10.36 dB + 6 dB = 36.36 dB μ V/m @3m

ANSI STANDARD C63.10-2013 6.2.2 MEASUREMENT PROCEDURES: The EUT was placed on a table 80 cm height and with dimensions of 1m by 1.5m (non metallic table). The EUT was placed in the centre of the table. The table used for radiated measurements is capable of continuous rotation. The spectrum was scanned from 30 MHz to 10th harmonic of the fundamental.

Peak readings were taken in three (3) orthogonal planes and the highest readings.

When an emission was found, the table was rotated to produce the maximum signal strength. At this point, the antenna was raised and lowered from 1m to 4m. The antenna was placed in both the horizontal and vertical planes.


ANSI STANDARD C63.10-2013 B.2.7: Any measurements that utilize special test software shall be indicated and referenced in the test report. During testing, test software 'EZ EMC' was used for setting up different operation modes.



Registration number: W6M21801-17840-C-1
 FCC ID: O3I-A28WG014
 IC: 10365A-A28WG014

3 Test results (enclosure)

Test case	Para. Number	Required	Test passed	Test failed
Peak Output Power	15.249 (a) IC RSS-210 A2.9	<input checked="" type="checkbox"/>	<input checked="" type="checkbox"/>	<input type="checkbox"/>
Spurious Emissions radiated – Transmitter operating	15.249 (e) IC RSS-210 A2.9	<input checked="" type="checkbox"/>	<input checked="" type="checkbox"/>	<input type="checkbox"/>
Spurious Emissions conducted – Transmitter operating	15.249 (e) IC RSS-210 A2.9	<input type="checkbox"/>	<input type="checkbox"/>	<input type="checkbox"/>
Radiated Emission from Receiver Part	15.109 IC RSS-Gen	<input checked="" type="checkbox"/>	<input checked="" type="checkbox"/>	<input type="checkbox"/>
Out of Band Spurious Emission, Band edge-Transmitter operating	15.249 (e) IC RSS-210 A2.9	<input checked="" type="checkbox"/>	<input checked="" type="checkbox"/>	<input type="checkbox"/>
Power Line Conducted Emission	15.207 IC RSS-Gen	<input type="checkbox"/>	<input type="checkbox"/>	<input type="checkbox"/>



Worldwide Testing Services(Taiwan) Co., Ltd.

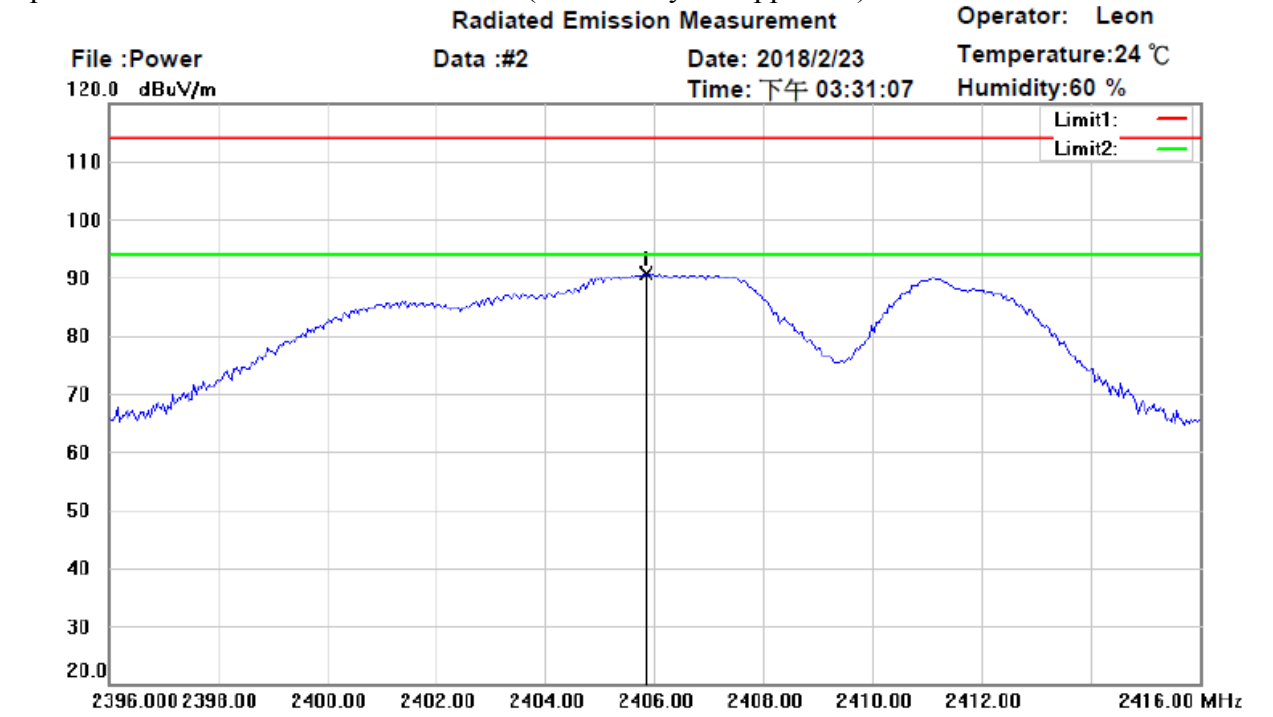
Registration number: W6M21801-17840-C-1
 FCC ID: O3I-A28WG014
 IC: 10365A-A28WG014

3.1 Peak Output Power (transmitter)

FCC Rule: 15.249 (b)


This measurement applies to equipment with an integral antenna and to equipment with an antenna connector and equipped with an antenna as declared by the applicant.

The power was measured with modulation (declared by the applicant).



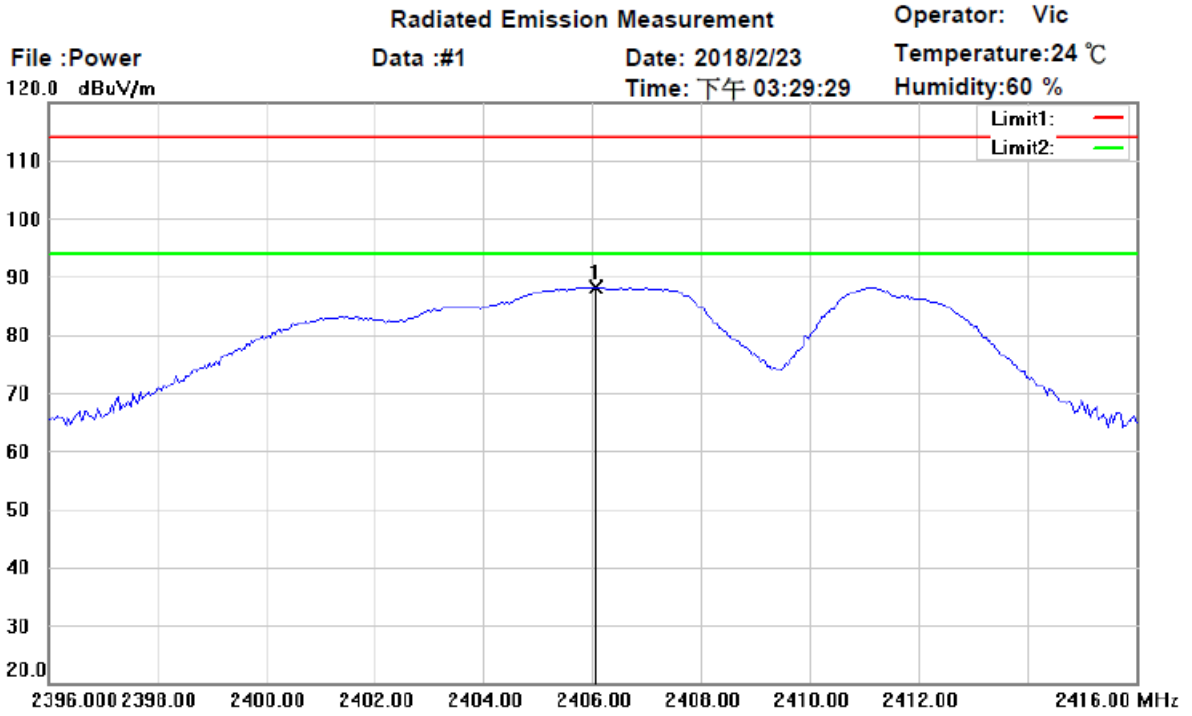
Site : Chamber
 Condition : FCC 15.249 power_PK Polarization: *Horizontal*
 EUT : W6M21204-12408 Power : 3Vd.c.
 M/N: Distance: 3m
 Test Mode :
 Note :

Mk.	Frequency (MHz)	Reading (dBuV)	Detector	Corr. factor (dB/m)	Result (dBuV/m)	Limit (dBuV/m)	Ant.Pos (cm)	Tab.Pos (deg.)	Margin (dB)	Comment
*	2405.820	53.51	peak	37.08	90.59	114.00	100	100	-23.41	



Worldwide Testing Services(Taiwan) Co., Ltd.

Registration number: W6M21801-17840-C-1
 FCC ID: O3I-A28WG014
 IC: 10365A-A28WG014




Site : Chamber
 Condition : FCC 15.249 power_PK
 EUT : W6M21204-12408
 M/N:
 Test Mode :
 Note :

Polarization: **Vertical**
 Power : 3Vd.c.
 Distance: 3m

Mk.	Frequency (MHz)	Reading (dBuV)	Detector	Corr. factor (dB/m)	Result (dBuV/m)	Limit (dBuV/m)	Ant.Pos (cm)	Tab.Pos (deg.)	Margin (dB)	Comment
*	2406.060	51.15	peak	37.09	88.24	114.00	100	265	-25.76	

Test equipment used: ETSTW-RE 004, ETSTW-RE 030, ETSTW-RE 062, ETSTW-RE 142, ETSTW-RE 147



Registration number: W6M21801-17840-C-1
FCC ID: O3I-A28WG014
IC: 10365A-A28WG014

3.2 Equivalent isotropic radiated power

Because using an permanent antenna there are no deviations from the radiated test results according 3.1.

3.3 RF Exposure Compliance Requirements

Not applicable for this EUT for the low power level.

3.4 Out of Band Radiated Emissions

FCC Rule: 15.249 (d)(e), 15.35(b)

Emissions radiated outside of the specified frequency bands, except for harmonics, shall be attenuated by at least 50 dB below the level of the fundamental or to the general radiated emission limits in Section 15.209, whichever is the lesser attenuation.

For frequency above 1000 MHz, the field strength limits are based on average limits. However, the peak field strength of any emission shall not exceed the maximum permitted average limits specified above by more than 20 dB under any condition of modulation. For point-to-point operation, the peak field strength shall not exceed 2500 millivolts/meter at 3 meters along the antenna azimuth.

Limits:

Frequency of Emission (MHz)	Field strength (microvolts/meter)	Field Strength (dB microvolts/meter)
30 - 88	100	40.0
88 - 216	150	43.5
216 - 960	200	46.5
Above 960	500	54.0

For frequencies above 1 GHz (Peak measurements).


Limit + 20 dB $54.0 \text{ dB}\mu\text{V/m} + 20 \text{ dB} = 74 \text{ dB}\mu\text{V/m}$

Or

Must be attenuated at least 50dB below the level of fundament

Test equipment used: ETSTW-RE 004, ETSTW-RE 062, ETSTW-RE 142, ETSTW-RE 147, ETSTW-RE 030

Explanation: Please see attached diagram as appendix.



Registration number: W6M21801-17840-C-1
 FCC ID: O3I-A28WG014
 IC: 10365A-A28WG014

3.5 Spurious emission (tx)

Spurious emission was measured with modulation (declared by manufacturer).

Emissions radiated outside of the specified frequency bands, except for harmonics, shall be attenuated by at least 50 dB below the level of the fundamental or to the general radiated emission limits in Section 15.209, whichever is the lesser attenuation.

For frequencies above 1000 MHz, the field strength limits are based on average limits. However, the peak field strength of any emission shall not exceed the maximum permitted average limits specified above by more than 20 dB under any condition of modulation. For point-to-point operation, the peak field strength shall not exceed 2500 millivolts/meter at 3 meters along the antenna azimuth.

SAMPLE CALCULATION OF LIMIT. ALL results will be updated by an automatic measuring system in accordance with point 2.3.

The peak and average spurious emission plots was measured with the average limits. The critical peak value listed in the table agree with the above calculated limits.

Summary table with radiated data of the test plots

Model: A28WG014-02AC Date: --
 Mode: -- Temperature: -- °C Engineer: --
 Polarization: Horizontal Humidity: -- %

Frequency (MHz)	Reading (dBuV)	Detector	Factor (dB)	Result (dBuV/m)	Limit (dBuV/m)	Margin (dB)	Table Degree (Deg.)	Ant. High (cm)
--	--	--	--	--	--	--	--	--
--	--	--	--	--	--	--	--	--
--	--	--	--	--	--	--	--	--
--	--	--	--	--	--	--	--	--

Frequency (MHz)	Reading (dBuV)		Factor (dB) Corr.	Result @3m (dBuV/m)		Limit @3m (dBuV/m)		Margin (dB)	Table Degree (Deg.)	Ant. High (cm)
	Peak	Ave.		Peak	Ave.	Peak	Ave.			
--	--	--	--	--	--	--	--	--	--	--
--	--	--	--	--	--	--	--	--	--	--
--	--	--	--	--	--	--	--	--	--	--

- Note**
1. Correction Factor = Antenna factor + Cable loss - Preamplifier
 2. The formula of measured value as: Test Result = Reading + Correction Factor
 3. Detector function in the form : PK = Peak, QP = Quasi Peak, AV = Average
 4. All not in the table noted test results are more than 20 dB below the relevant limits.
 5. Measurement uncertainty for 3m measurement: 30-1000 MHz = ± 3.57 dB, 1-18 GHz = ± 2.60 dB, 18-40 GHz = ± 2.58 dB ; Reported uncertainties represent expanded uncertainties expressed at approximately the 95% confidence level using a coverage factor of k = 2.
 6. Up Line: PK Limit Line, Down Line: Ave Limit Line.
 7. See attached diagrams in appendix.

TEST RESULT (Transmitter): The unit DOES meet the FCC requirements.

Test equipment used: ETSTW-RE 004, ETSTW-RE 062, ETSTW-RE 142, ETSTW-RE 147, ETSTW-RE 030, ETSTW-RE 088, ETSTW-RE 018



Registration number: W6M21801-17840-C-1
 FCC ID: O3I-A28WG014
 IC: 10365A-A28WG014

3.6 Radiated Emissions from Receiver Part

Model: A28WG014-02AC Date: --
 Mode: -- Temperature: -- °C Engineer: --
 Polarization: Horizontal Humidity: -- %


Frequency (MHz)	Reading (dBuV)	Detector	Factor (dB)	Result (dBuV/m)	Limit (dBuV/m)	Margin (dB)	Table Degree (Deg.)	Ant. High (cm)
--	--	--	--	--	--	--	--	--
--	--	--	--	--	--	--	--	--
--	--	--	--	--	--	--	--	--
--	--	--	--	--	--	--	--	--

Frequency (MHz)	Reading (dBuV)		Factor (dB) Corr.	Result @3m (dBuV/m)		Limit @3m (dBuV/m)		Margin (dB)	Table Degree (Deg.)	Ant. High (cm)
	Peak	Ave.		Peak	Ave.	Peak	Ave.			
--	--	--	--	--	--	--	--	--	--	--
--	--	--	--	--	--	--	--	--	--	--
--	--	--	--	--	--	--	--	--	--	--

- Note**
1. Correction Factor = Antenna factor + Cable loss - Preamplifier
 2. The formula of measured value as: Test Result = Reading + Correction Factor
 3. Detector function in the form : PK = Peak, QP = Quasi Peak, AV = Average
 4. All not in the table noted test results are more than 20 dB below the relevant limits.
 5. Measurement uncertainty for 3m measurement: 30-1000 MHz = ± 3.57 dB, 1-18 GHz = ± 2.60 dB, 18-40 GHz = ± 2.58 dB ; Reported uncertainties represent expanded uncertainties expressed at approximately the 95% confidence level using a coverage factor of k = 2.
 6. Up Line: PK Limit Line, Down Line: Ave Limit Line.
 7. See attached diagrams in appendix.

TEST RESULT (Transmitter): The unit DOES meet the FCC requirements.

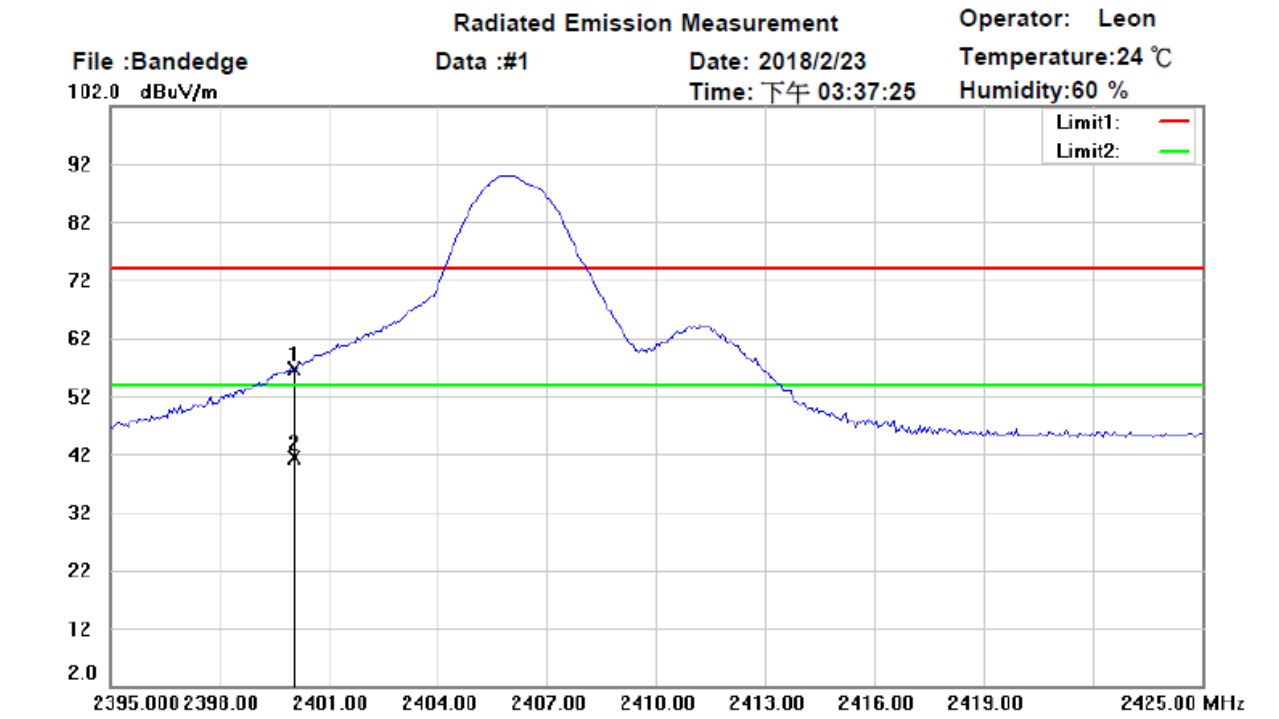
Test equipment used: ETSTW-RE 004, ETSTW-RE 062, ETSTW-RE 142, ETSTW-RE 147,
 ETSTW-RE 030, ETSTW-RE 088, ETSTW-RE 018



Registration number: W6M21801-17840-C-1
 FCC ID: O3I-A28WG014
 IC: 10365A-A28WG014

3.7 Radiated Emission on the band edge

From the following plots, they show that the fundamental emissions are confined in the specified band and they are at least 50 dB below the carrier level at band edge (2400 and 2483.5 MHz). It meets the requirement of section 15.249(d).




Site : Chamber
 Condition : FCC 15.249 PK >1G Polarization:
 EUT : W6M21204-12408 Power : 3Vd.c.
 M/N:
 Test Mode : 2406MHz Distance: 3m
 Note :

Mk.	Frequency (MHz)	Reading (dBuV)	Detector	Corr. factor (dB/m)	Result (dBuV/m)	Limit (dBuV/m)	Ant.Pos (cm)	Tab.Pos (deg.)	Margin (dB)	Comment
	2400.000	19.65	peak	37.07	56.72	74.00	100	120	-17.28	
*	2400.000	4.30	AVG	37.07	41.37	54.00	100	120	-12.63	

Limit:

Frequency Range (MHz)	Limit (dBuV/m)	
	Peak	Average
902 – 928	114	94
2400 – 2483.5	74	54
5725 – 5875	74	54

Test equipment used: ETSTW-RE 004, ETSTW-RE 030, ETSTW-RE 062, ETSTW-RE 142, ETSTW-RE 147



Registration number: W6M21801-17840-C-1
 FCC ID: O3I-A28WG014
 IC: 10365A-A28WG014

3.8 Power Line Conducted Emission

For an intentional radiator which is designed to be connected to the public utility (AC) power line, the radio frequency voltage that is conducted back onto the AC line on any frequency or frequencies within the band 150 kHz to 30 MHz shall not exceed the limits in the table bellows with this provision shall be based on the measurement of the radio frequency voltage between each power line and ground at the power terminals.

This measurement was transact first with instrumentation using an average and peak detector and a 10 kHz bandwidth. If the peak detector achieves a calculated level, the measurement is repeated by an instrumentation using a quasi-peak detector.

A28WG014-

Model: 02AC Date: --
 Mode: -- Temperature: -- °C Engineer: --
 Polarization: -- Humidity: -- %

Frequency (MHz)	Reading (dBuV)		Factor (dB) Corr.	Result (dBuV)		Limit (dBuV)		Margin (dB)
	QP	Ave.		QP	Ave.	QP	Ave.	
--	--	--	--	--	--	--	--	--
--	--	--	--	--	--	--	--	--

Polarization: --


Frequency (MHz)	Reading (dBuV)		Factor (dB) Corr.	Result (dBuV)		Limit (dBuV)		Margin (dB)
	QP	Ave.		QP	Ave.	QP	Ave.	
--	--	--	--	--	--	--	--	--
--	--	--	--	--	--	--	--	--

- Note:**
1. The formula of measured value as: **Test Result = Reading + Correction Factor**
 2. The **Correction Factor = Cable Loss + LISN Insertion Loss**
 3. Detector function in the form : **PK = Peak, QP = Qusai Peak, AV = Average**
 4. All not in the table noted test results are more than 20 dB below the relevant limits.
 5. Measurement uncertainty = ±1.54 dB; Reported uncertainties represent expanded uncertainties expressed at approximately the 95% confidence level using a coverage factor of k = 2.
 6. Up Line: QP Limit Line, Down Line: Ave Limit Line.
 7. This test is not required because the EUT uses battery.

Limits:

Frequency of Emission (MHz)	Conducted Limit (dBuV)	
	Quasi Peak	Average
0.15-0.5	66 to 56	56 to 46
0.5-5	56	46
5-30	60	50

Test equipment used: ETSTW-CE 001, ETSTW-CE 016, ETSTW-RE 045.



Registration number: W6M21801-17840-C-1
FCC ID: O3I-A28WG014
IC: 10365A-A28WG014


Appendix

A. Photos

1. External Photos
2. Internal Photos
3. Set Up Photo of Radiated Emission

B. Measurement diagrams

Spurious Emissions radiated



Worldwide Testing Services(Taiwan) Co., Ltd.

Registration number: W6M21801-17840-C-1


FCC ID: O3I-A28WG014

IC: 10365A-A28WG014

External Photos

TX






Worldwide Testing Services(Taiwan) Co., Ltd.

Registration number: W6M21801-17840-C-1
FCC ID: O3I-A28WG014
IC: 10365A-A28WG014






Worldwide Testing Services(Taiwan) Co., Ltd.


Registration number: W6M21801-17840-C-1

FCC ID: O3I-A28WG014

IC: 10365A-A28WG014

RX






Worldwide Testing Services(Taiwan) Co., Ltd.

Registration number: W6M21801-17840-C-1
FCC ID: O3I-A28WG014
IC: 10365A-A28WG014






Worldwide Testing Services(Taiwan) Co., Ltd.


Registration number: W6M21801-17840-C-1
FCC ID: O3I-A28WG014
IC: 10365A-A28WG014





Registration number: W6M21801-17840-C-1
FCC ID: O3I-A28WG014
IC: 10365A-A28WG014






Worldwide Testing Services(Taiwan) Co., Ltd.

Registration number: W6M21801-17840-C-1
FCC ID: O3I-A28WG014
IC: 10365A-A28WG014






Worldwide Testing Services(Taiwan) Co., Ltd.

Registration number: W6M21801-17840-C-1
FCC ID: O3I-A28WG014
IC: 10365A-A28WG014






Worldwide Testing Services(Taiwan) Co., Ltd.

Registration number: W6M21801-17840-C-1
FCC ID: O3I-A28WG014
IC: 10365A-A28WG014





Worldwide Testing Services(Taiwan) Co., Ltd.

Registration number: W6M21801-17840-C-1


FCC ID: O3I-A28WG014

IC: 10365A-A28WG014


Internal Photos


TX







Registration number: W6M21801-17840-C-1
FCC ID: O3I-A28WG014
IC: 10365A-A28WG014





Registration number: W6M21801-17840-C-1
FCC ID: O3I-A28WG014
IC: 10365A-A28WG014






Worldwide Testing Services(Taiwan) Co., Ltd.

Registration number: W6M21801-17840-C-1
FCC ID: O3I-A28WG014
IC: 10365A-A28WG014





Worldwide Testing Services(Taiwan) Co., Ltd.


Registration number: W6M21801-17840-C-1

FCC ID: O3I-A28WG014

IC: 10365A-A28WG014


RX







Registration number: W6M21801-17840-C-1
FCC ID: O3I-A28WG014
IC: 10365A-A28WG014







Registration number: W6M21801-17840-C-1
FCC ID: O3I-A28WG014
IC: 10365A-A28WG014






Registration number: W6M21801-17840-C-1
FCC ID: O3I-A28WG014
IC: 10365A-A28WG014






Registration number: W6M21801-17840-C-1
FCC ID: O3I-A28WG014
IC: 10365A-A28WG014







Registration number: W6M21801-17840-C-1
FCC ID: O3I-A28WG014
IC: 10365A-A28WG014







Registration number: W6M21801-17840-C-1
FCC ID: O3I-A28WG014
IC: 10365A-A28WG014





Registration number: W6M21801-17840-C-1
FCC ID: O3I-A28WG014
IC: 10365A-A28WG014





Worldwide Testing Services(Taiwan) Co., Ltd.

Registration number: W6M21801-17840-C-1



FCC ID: O3I-A28WG014


IC: 10365A-A28WG014

Set Up Photo of Radiated Emission

TX

Below 1GHz





Worldwide Testing Services(Taiwan) Co., Ltd.


Registration number: W6M21801-17840-C-1

FCC ID: O3I-A28WG014

IC: 10365A-A28WG014

Above 1GHz





Worldwide Testing Services(Taiwan) Co., Ltd.


Registration number: W6M21801-17840-C-1


FCC ID: O3I-A28WG014

IC: 10365A-A28WG014

RX

Below 1GHz





Worldwide Testing Services(Taiwan) Co., Ltd.

Registration number: W6M21801-17840-C-1

FCC ID: O3I-A28WG014

IC: 10365A-A28WG014

Above 1GHz





Radiated Emission Measurement

Operator: Leon

File :1

Data :#1

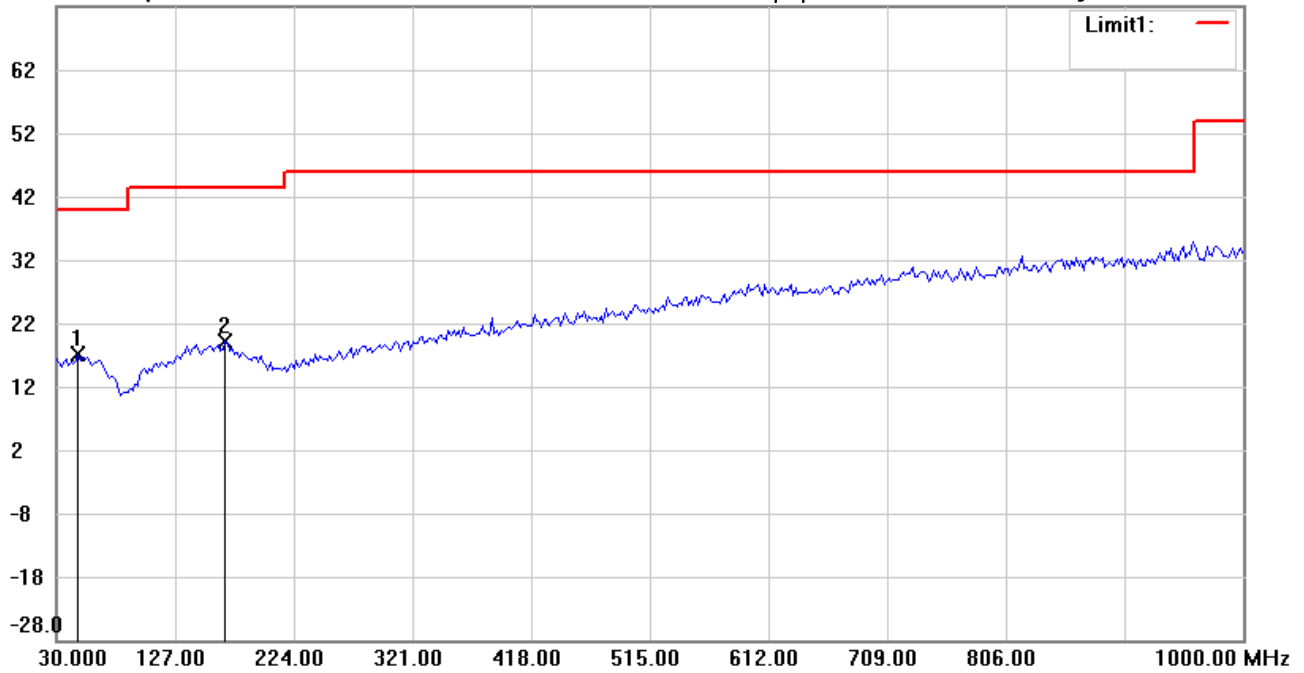
Date: 2018/2/23

Temperature:24 °C

72.0 dBuV/m

Time: 下午 02:30:29

Humidity:60 %



Site : Chamber

Condition : FCC_part 15 RE-Class C_30-1000MHz

Polarization: *Horizontal*

EUT : W6M21204-12408

Power : 3Vd.c.

M/N:

Distance: 3m

Test Mode :

Note :

Mk.	Frequency (MHz)	Reading (dBuV)	Detector	Corr. factor (dB/m)	Result (dBuV/m)	Limit (dBuV/m)	Ant.Pos (cm)	Tab.Pos (deg.)	Margin (dB)	Comment
*	47.4950	3.11	peak	14.07	17.18	40.00	100	190	-22.82	
	168.0160	4.37	peak	14.71	19.08	43.50	100	215	-24.42	



Radiated Emission Measurement

Operator: Leon

File :1

Data :#2

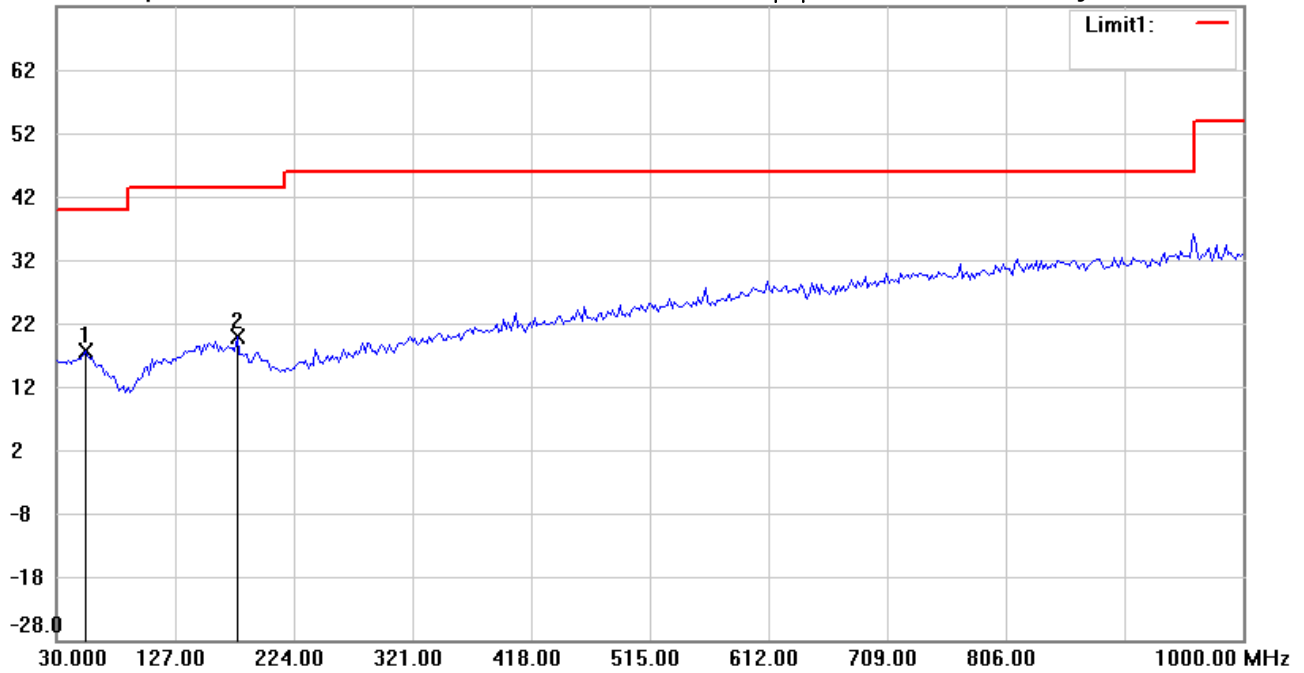
Date: 2018/2/23

Temperature:24 °C

72.0 dBuV/m

Time: 下午 02:31:14

Humidity:60 %



Site : Chamber

Condition : FCC_part 15 RE-Class C_30-1000MHz

Polarization: *Vertical*

EUT : W6M21204-12408

Power : 3Vd.c.

M/N:

Distance: 3m

Test Mode :

Note :

Mk.	Frequency (MHz)	Reading (dBuV)	Detector	Corr. factor (dB/m)	Result (dBuV/m)	Limit (dBuV/m)	Ant.Pos (cm)	Tab.Pos (deg.)	Margin (dB)	Comment
*	53.3267	3.85	peak	13.85	17.70	40.00	100	330	-22.30	
	177.7355	6.16	peak	13.84	20.00	43.50	100	215	-23.50	



Address:6F.,No.58,Ln 188,Ruey Kuang Rd,Neihu,Taipei
 Tel:+886-2-6606-8877
 Fax:+886-2-6606-8875

Radiated Emission Measurement

Operator: Vic

File :3

Data :#1

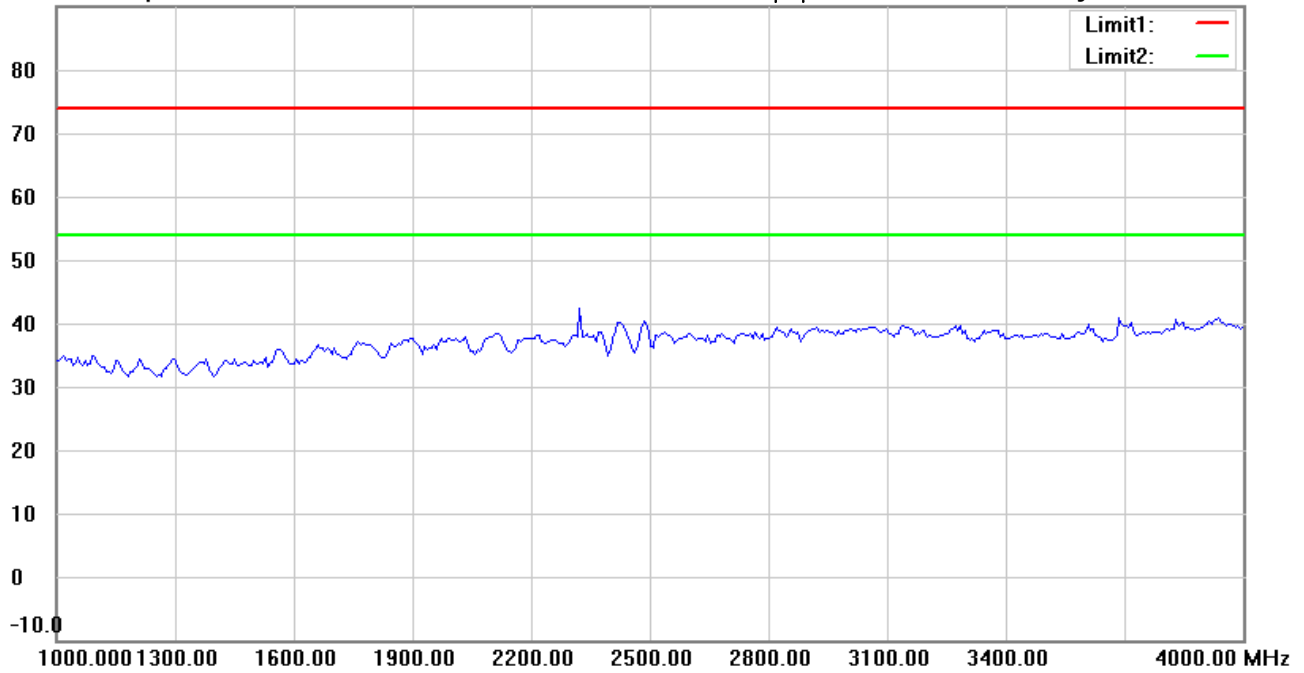
Date: 2018/2/23

Temperature:24 °C

90.0 dBuV/m

Time: 下午 02:44:41

Humidity:60 %



Site : Chamber

Condition : FCC_part 15 RE-Class C_Above 1GHz_PK

Polarization: *Horizontal*

EUT : W6M21204-12408

Power : 3Vd.c.

M/N:

Distance: 3m

Test Mode : 2406MHz

Note :

Mk.	Frequency (MHz)	Reading (dBuV)	Detector	Corr. factor (dB/m)	Result (dBuV/m)	Limit (dBuV/m)	Ant.Pos (cm)	Tab.Pos (deg.)	Margin (dB)	Comment
-----	-----------------	----------------	----------	---------------------	-----------------	----------------	--------------	----------------	-------------	---------

*:Maximum data x:Over limit !:over margin



Address:6F.,No.58,Ln 188,Ruey Kuang Rd,Neihu,Taipei
 Tel:+886-2-6606-8877
 Fax:+886-2-6606-8875

Radiated Emission Measurement

Operator: Vic

File :3

Data :#6

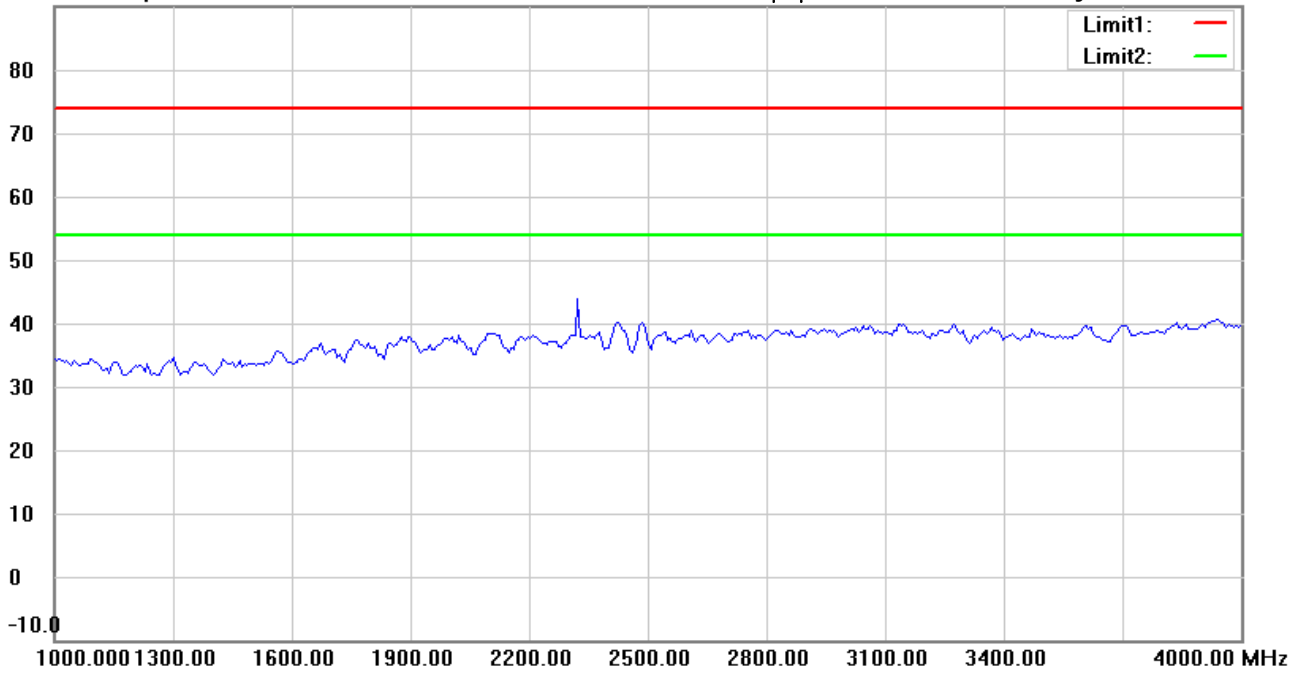
Date: 2018/2/23

Temperature:24 °C

90.0 dBuV/m

Time: 下午 02:47:24

Humidity:60 %



Site : Chamber

Condition : FCC_part 15 RE-Class C_Above 1GHz_PK

Polarization: *Vertical*

EUT : W6M21204-12408

Power : 3Vd.c.

M/N:

Distance: 3m

Test Mode : 2406MHz

Note :

Mk.	Frequency (MHz)	Reading (dBuV)	Detector	Corr. factor (dB/m)	Result (dBuV/m)	Limit (dBuV/m)	Ant.Pos (cm)	Tab.Pos (deg.)	Margin (dB)	Comment
-----	-----------------	----------------	----------	---------------------	-----------------	----------------	--------------	----------------	-------------	---------

*:Maximum data x:Over limit !:over margin



Radiated Emission Measurement

Operator: Vic

File :3

Data :#2

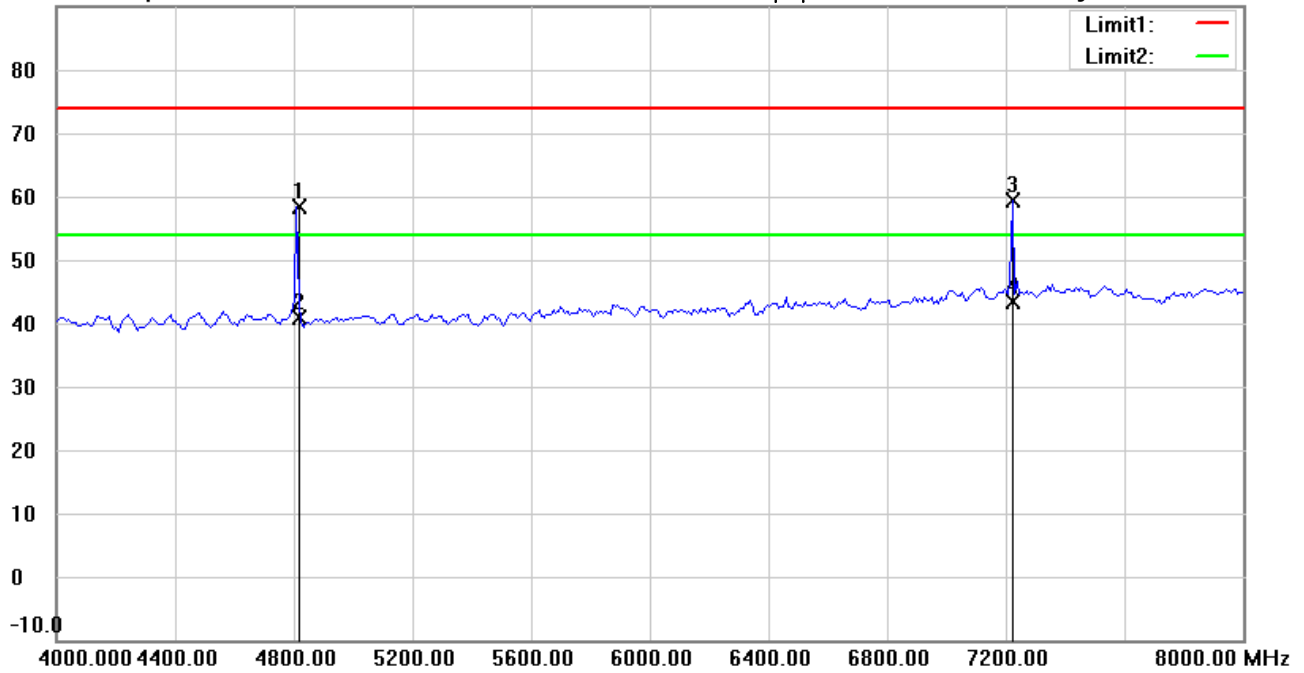
Date: 2018/2/23

Temperature:24 °C

90.0 dBuV/m

Time: 下午 02:45:26

Humidity:60 %



Site : Chamber

Condition : FCC_part 15 RE-Class C_Above 1GHz_PK

Polarization: *Horizontal*

EUT : W6M21204-12408

Power : 3Vd.c.

M/N:

Distance: 3m

Test Mode : 2406MHz

Note :

Mk.	Frequency (MHz)	Reading (dBuV)	Detector	Corr. factor (dB/m)	Result (dBuV/m)	Limit (dBuV/m)	Ant.Pos (cm)	Tab.Pos (deg.)	Margin (dB)	Comment
	4811.765	59.76	peak	-1.35	58.41	74.00	100	100	-15.59	
	4811.765	42.21	AVG	-1.35	40.86	54.00	100	100	-13.14	
	7217.778	55.27	peak	4.17	59.44	74.00	100	180	-14.56	
*	7217.778	39.16	AVG	4.17	43.33	54.00	100	180	-10.67	



Radiated Emission Measurement

Operator: Vic

File :3

Data :#7

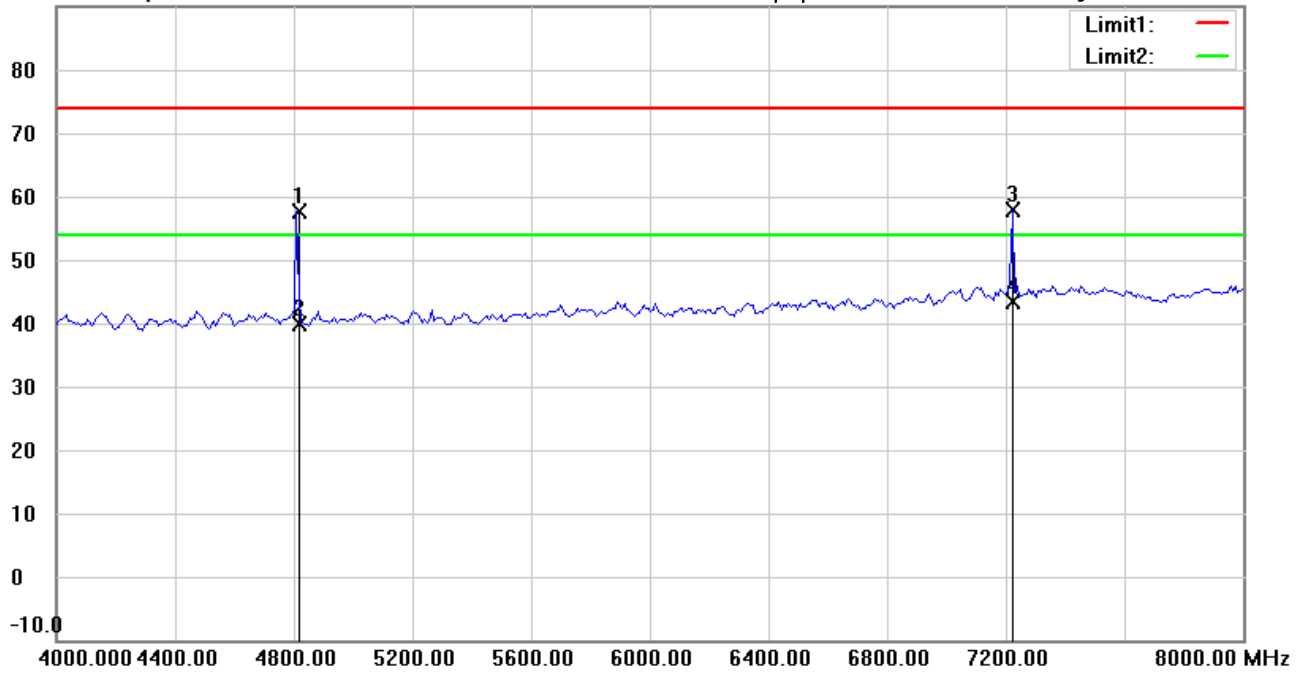
Date: 2018/2/23

Temperature:24 °C

90.0 dBuV/m

Time: 下午 02:48:10

Humidity:60 %



Site : Chamber

Condition : FCC_part 15 RE-Class C_Above 1GHz_PK

Polarization: *Vertical*

EUT : W6M21204-12408

Power : 3Vd.c.

M/N:

Distance: 3m

Test Mode : 2406MHz

Note :

Mk.	Frequency (MHz)	Reading (dBuV)	Detector	Corr. factor (dB/m)	Result (dBuV/m)	Limit (dBuV/m)	Ant.Pos (cm)	Tab.Pos (deg.)	Margin (dB)	Comment
	4811.721	58.90	peak	-1.35	57.55	74.00	100	234	-16.45	
	4811.721	41.29	AVG	-1.35	39.94	54.00	100	234	-14.06	
	7217.974	53.69	peak	4.18	57.87	74.00	100	180	-16.13	
*	7217.974	39.14	AVG	4.18	43.32	54.00	100	180	-10.68	



Address:6F.,No.58,Ln 188,Ruey Kuang Rd,Neihu,Taipei
 Tel:+886-2-6606-8877
 Fax:+886-2-6606-8875

Radiated Emission Measurement

Operator: Vic

File :3

Data :#3

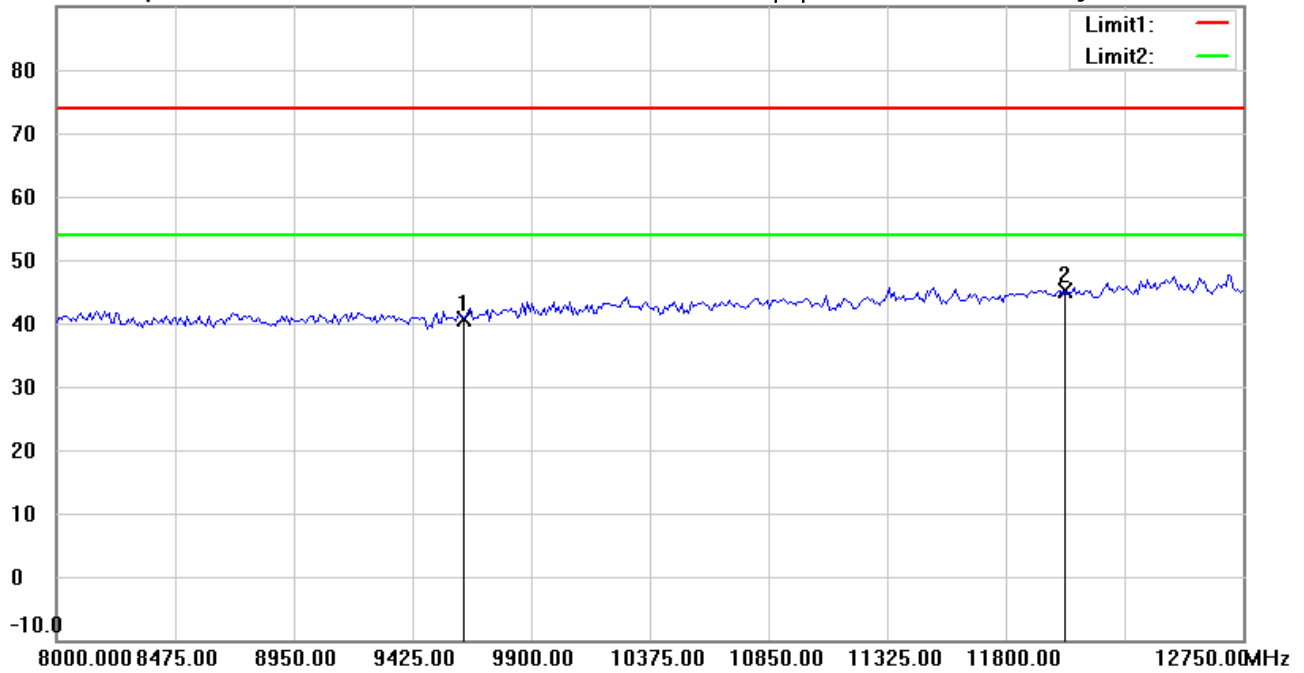
Date: 2018/2/23

Temperature:24 °C

90.0 dBuV/m

Time: 下午 02:46:17

Humidity:60 %



Site : Chamber

Condition : FCC_part 15 RE-Class C_Above 1GHz_PK

Polarization: *Horizontal*

EUT : W6M21204-12408

Power : 3Vd.c.

M/N:

Distance: 3m

Test Mode : 2406MHz

Note :

Mk.	Frequency (MHz)	Reading (dBuV)	Detector	Corr. factor (dB/m)	Result (dBuV/m)	Limit (dBuV/m)	Ant.Pos (cm)	Tab.Pos (deg.)	Margin (dB)	Comment
	9624.000	34.18	peak	6.49	40.67	74.00	100	280	-33.33	
*	12030.000	33.68	peak	11.36	45.04	74.00	100	195	-28.96	

*:Maximum data x:Over limit !:over margin



Address:6F.,No.58,Ln 188,Ruey Kuang Rd,Neihu,Taipei
 Tel:+886-2-6606-8877
 Fax:+886-2-6606-8875

Radiated Emission Measurement

Operator: Vic

File :3

Data :#8

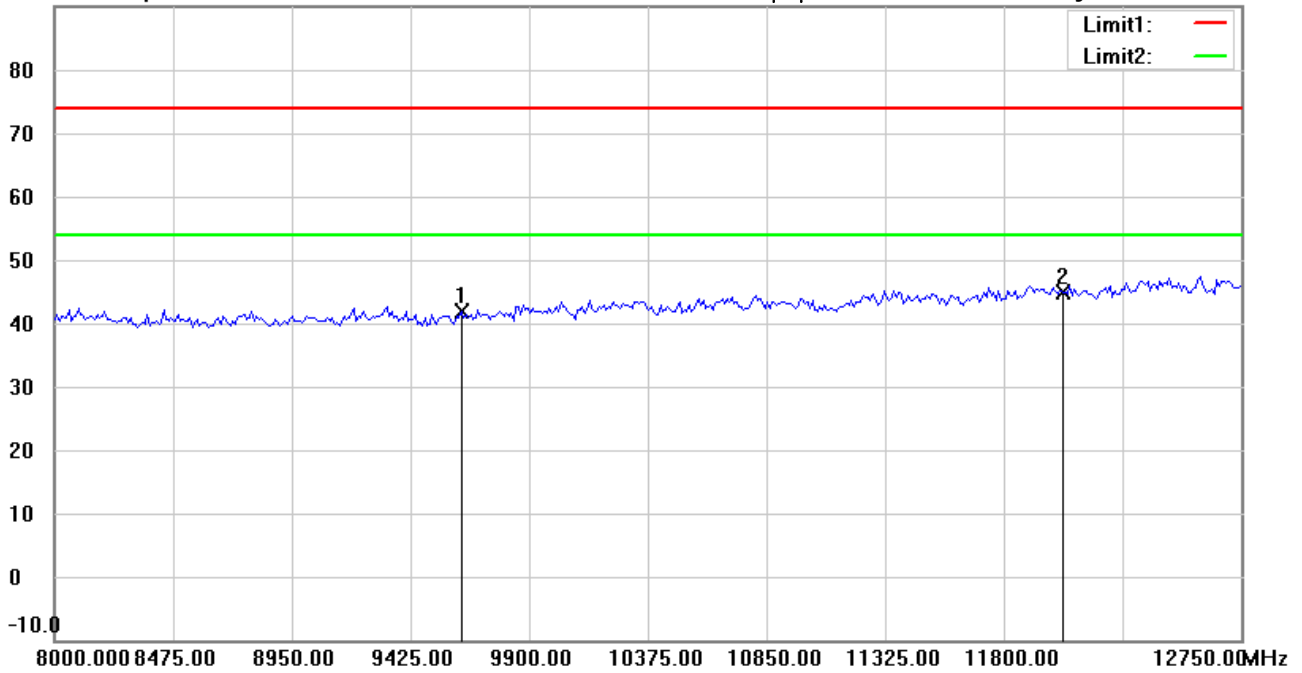
Date: 2018/2/23

Temperature:24 °C

90.0 dBuV/m

Time: 下午 02:48:54

Humidity:60 %



Site : Chamber

Condition : FCC_part 15 RE-Class C_Above 1GHz_PK

Polarization: **Vertical**

EUT : W6M21204-12408

Power : 3Vd.c.

M/N:

Distance: 3m

Test Mode : 2406MHz

Note :

Mk.	Frequency (MHz)	Reading (dBuV)	Detector	Corr. factor (dB/m)	Result (dBuV/m)	Limit (dBuV/m)	Ant.Pos (cm)	Tab.Pos (deg.)	Margin (dB)	Comment
	9624.000	35.30	peak	6.49	41.79	74.00	100	200	-32.21	
*	12030.000	33.44	peak	11.36	44.80	74.00	100	165	-29.20	

*:Maximum data x:Over limit !:over margin



Address:6F.,No.58,Ln 188,Ruey Kuang Rd,Neihu,Taipei
 Tel:+886-2-6606-8877
 Fax:+886-2-6606-8875

Radiated Emission Measurement

Operator: Vic

File :3

Data :#4

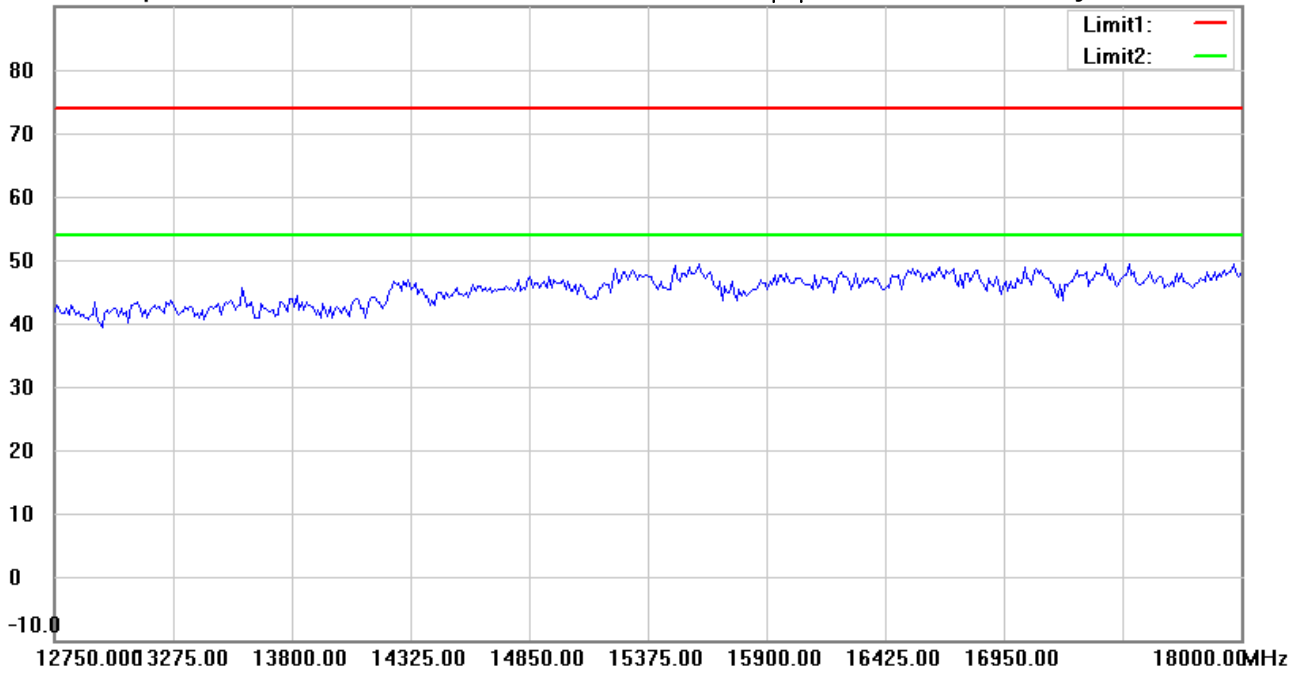
Date: 2018/2/23

Temperature:24 °C

90.0 dBuV/m

Time: 下午 02:46:30

Humidity:60 %



Site : Chamber

Condition : FCC_part 15 RE-Class C_Above 1GHz_PK

Polarization: *Horizontal*

EUT : W6M21204-12408

Power : 3Vd.c.

M/N:

Distance: 3m

Test Mode : 2406MHz

Note :

Mk.	Frequency (MHz)	Reading (dBuV)	Detector	Corr. factor (dB/m)	Result (dBuV/m)	Limit (dBuV/m)	Ant.Pos (cm)	Tab.Pos (deg.)	Margin (dB)	Comment
-----	-----------------	----------------	----------	---------------------	-----------------	----------------	--------------	----------------	-------------	---------

*:Maximum data x:Over limit !:over margin



Address:6F.,No.58,Ln 188,Ruey Kuang Rd,Neihu,Taipei
 Tel:+886-2-6606-8877
 Fax:+886-2-6606-8875

Radiated Emission Measurement

Operator: Vic

File :3

Data :#9

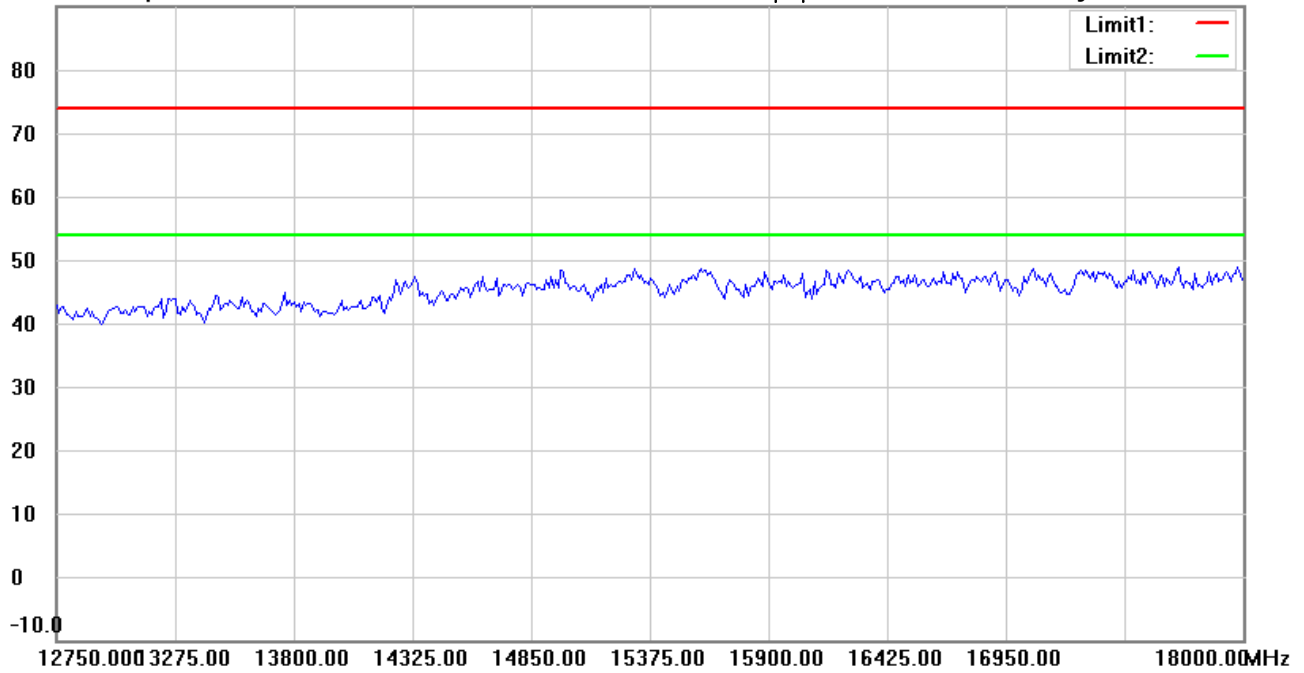
Date: 2018/2/23

Temperature:24 °C

90.0 dBuV/m

Time: 下午 02:49:07

Humidity:60 %



Site : Chamber

Condition : FCC_part 15 RE-Class C_Above 1GHz_PK

Polarization: *Vertical*

EUT : W6M21204-12408

Power : 3Vd.c.

M/N:

Distance: 3m

Test Mode : 2406MHz

Note :

Mk.	Frequency (MHz)	Reading (dBuV)	Detector	Corr. factor (dB/m)	Result (dBuV/m)	Limit (dBuV/m)	Ant.Pos (cm)	Tab.Pos (deg.)	Margin (dB)	Comment
-----	-----------------	----------------	----------	---------------------	-----------------	----------------	--------------	----------------	-------------	---------

*:Maximum data x:Over limit !:over margin



Address:6F.,No.58,Ln 188,Ruey Kuang Rd,Neihu,Taipei
 Tel:+886-2-6606-8877
 Fax:+886-2-6606-8875

Radiated Emission Measurement

Operator: Vic

File :3

Data :#5

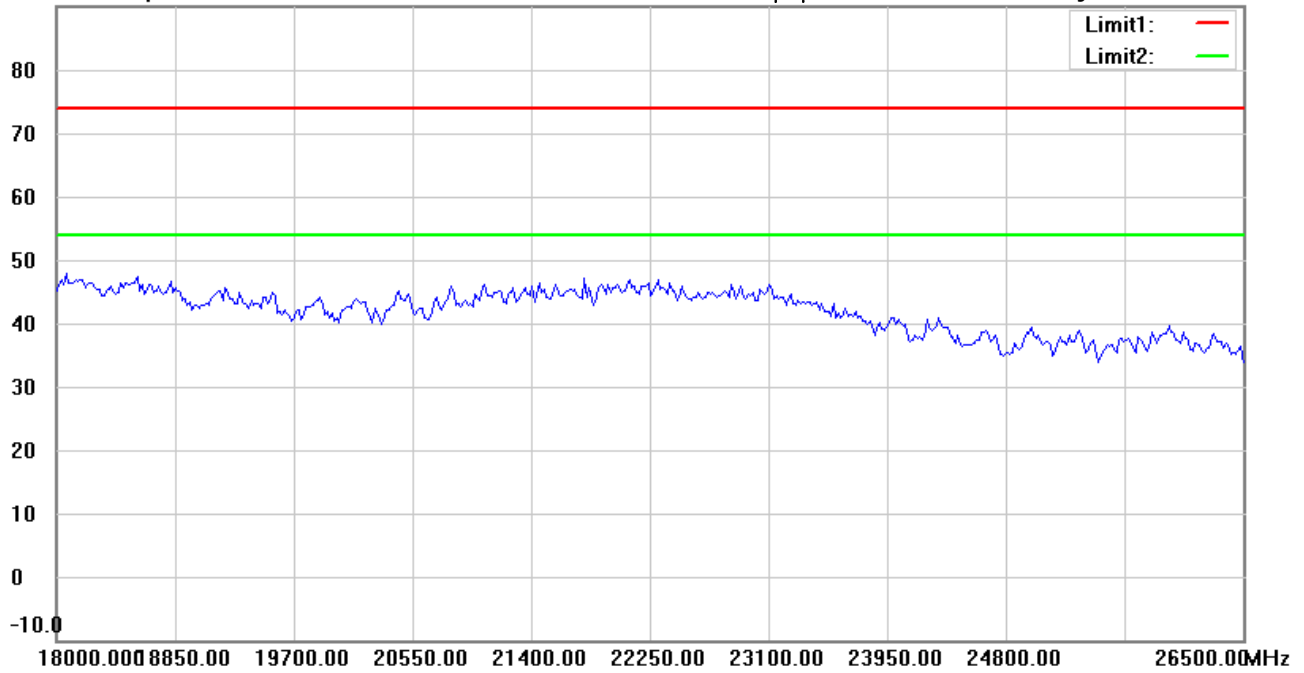
Date: 2018/2/23

Temperature:24 °C

90.0 dBuV/m

Time: 下午 02:46:40

Humidity:60 %



Site : Chamber

Condition : FCC_part 15 RE-Class C_Above 1GHz_PK

Polarization: *Horizontal*

EUT : W6M21204-12408

Power : 3Vd.c.

M/N:

Distance: 3m

Test Mode : 2406MHz

Note :

Mk.	Frequency (MHz)	Reading (dBuV)	Detector	Corr. factor (dB/m)	Result (dBuV/m)	Limit (dBuV/m)	Ant.Pos (cm)	Tab.Pos (deg.)	Margin (dB)	Comment
-----	-----------------	----------------	----------	---------------------	-----------------	----------------	--------------	----------------	-------------	---------

*:Maximum data x:Over limit !:over margin



Address:6F.,No.58,Ln 188,Ruey Kuang Rd,Neihu,Taipei
 Tel:+886-2-6606-8877
 Fax:+886-2-6606-8875

Radiated Emission Measurement

Operator: Vic

File :3

Data :#10

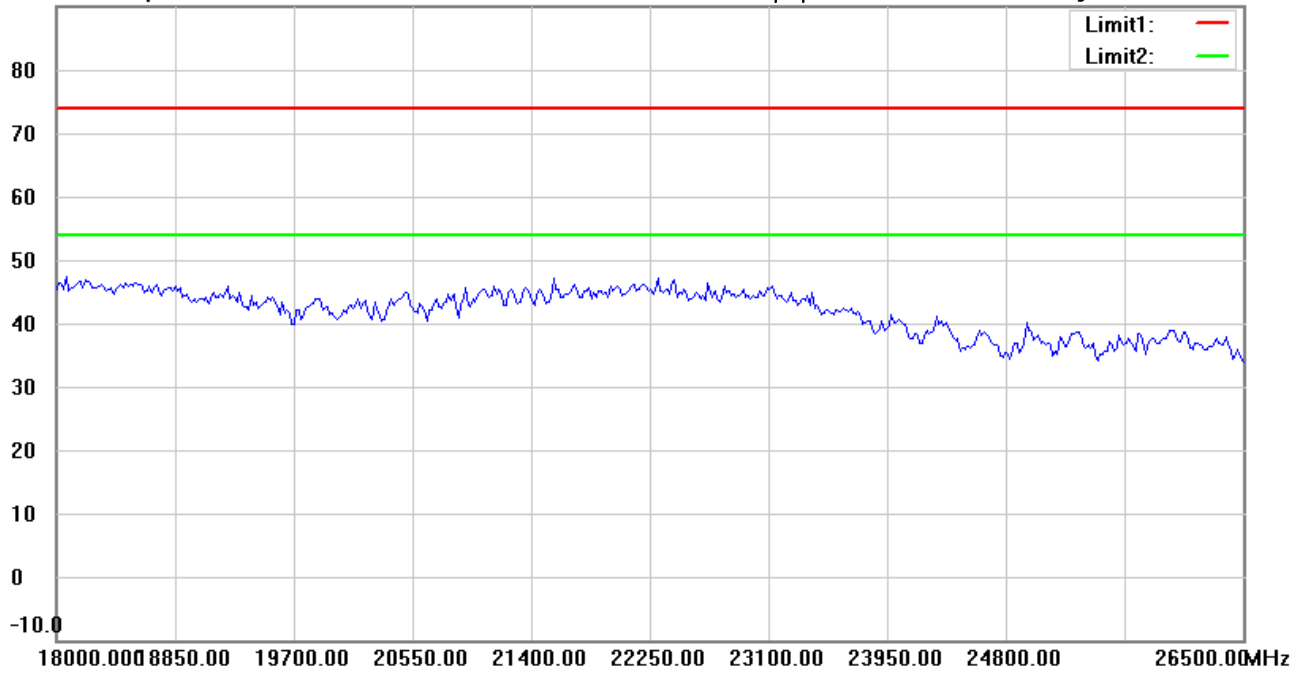
Date: 2018/2/23

Temperature:24 °C

90.0 dBuV/m

Time: 下午 02:49:17

Humidity:60 %



Site : Chamber

Condition : FCC_part 15 RE-Class C_Above 1GHz_PK

Polarization: *Vertical*

EUT : W6M21204-12408

Power : 3Vd.c.

M/N:

Distance: 3m

Test Mode : 2406MHz

Note :

Mk.	Frequency (MHz)	Reading (dBuV)	Detector	Corr. factor (dB/m)	Result (dBuV/m)	Limit (dBuV/m)	Ant.Pos (cm)	Tab.Pos (deg.)	Margin (dB)	Comment
-----	-----------------	----------------	----------	---------------------	-----------------	----------------	--------------	----------------	-------------	---------

*:Maximum data x:Over limit !:over margin



Radiated Emission Measurement

Operator: Sky

File :1

Data :#1

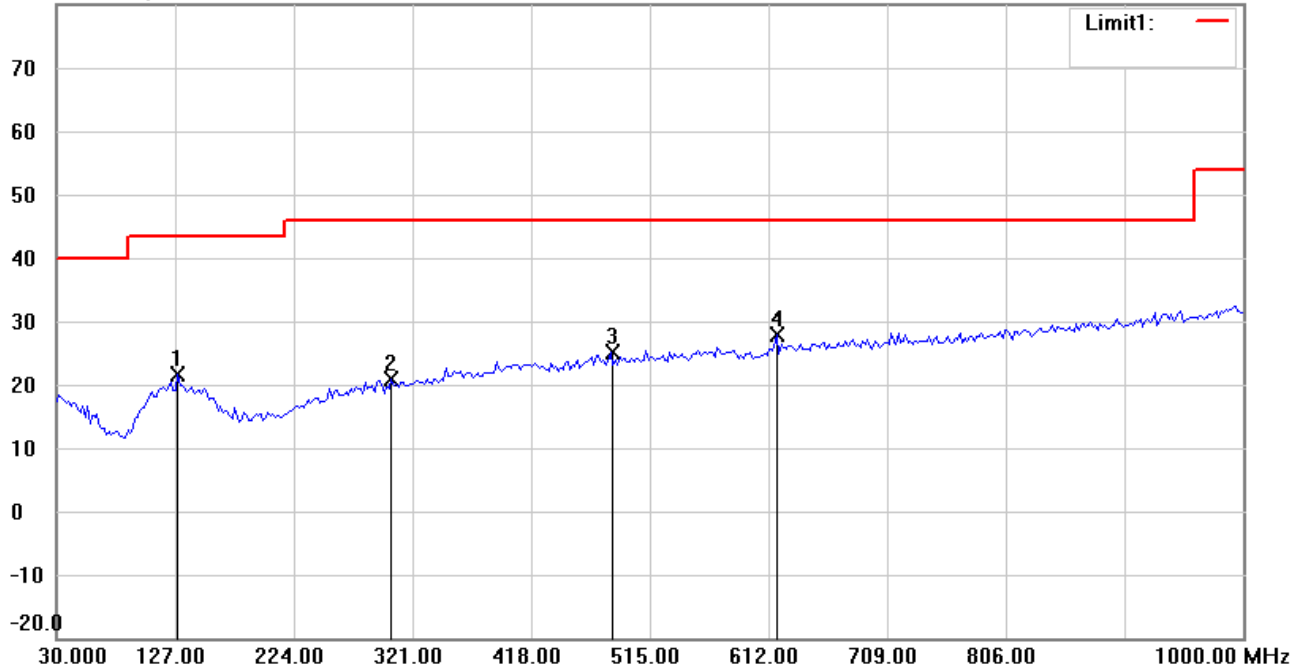
Date: 2/28/2018

Temperature:24.5 °C

80.0 dBuV/m

Time: 12:12:59 PM

Humidity:68.7 %



Site : Chamber

Condition : FCC_part 15 RE-Class B_30-1000MHz

Polarization: *Horizontal*

EUT : W6M21801-17840

Power : 6 Vd.c.

M/N:

Distance: 3m

Test Mode : RX 2406MHz

Note :

Mk.	Frequency (MHz)	Reading (dBuV)	Detector	Corr. factor (dB/m)	Result (dBuV/m)	Limit (dBuV/m)	Ant.Pos (cm)	Tab.Pos (deg.)	Margin (dB)	Comment
	129.1382	28.39	peak	-6.67	21.72	43.50	100	50	-21.78	
	304.0881	26.64	peak	-5.83	20.81	46.00	100	120	-25.19	
	482.9260	27.97	peak	-2.92	25.05	46.00	100	10	-20.95	
*	618.9980	29.21	peak	-1.23	27.98	46.00	100	170	-18.02	



Radiated Emission Measurement

Operator: Sky

File :1

Data :#2

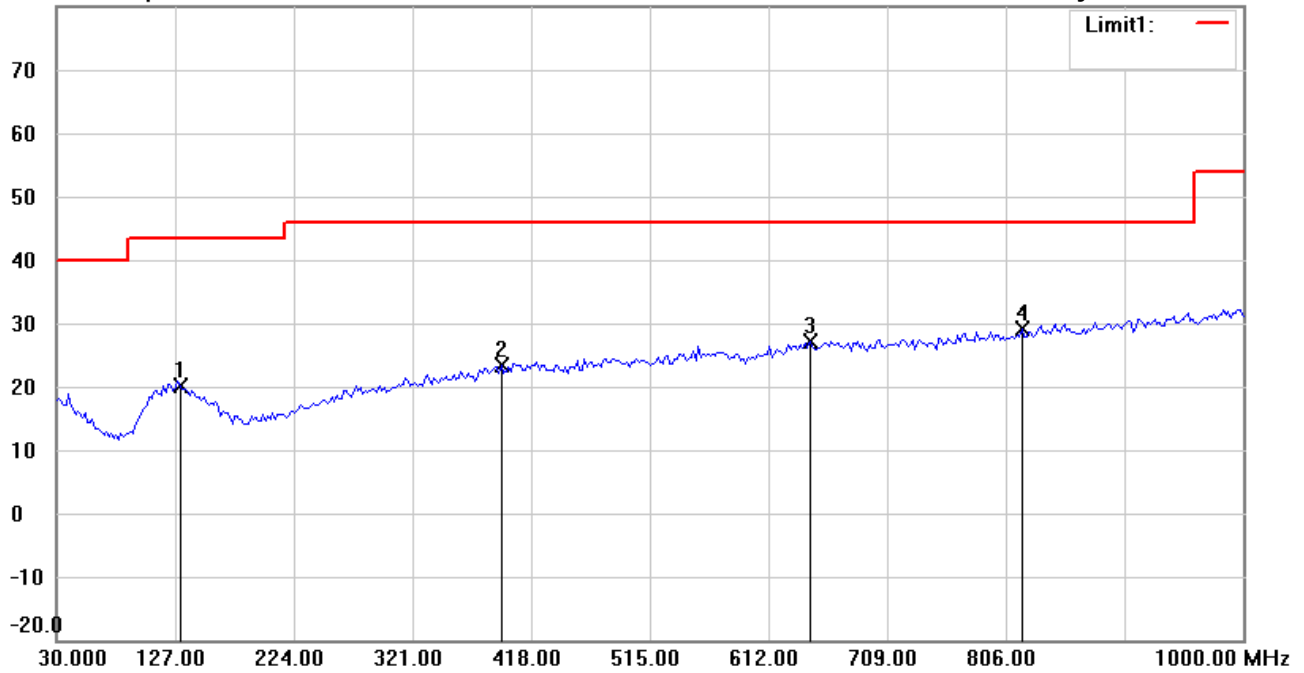
Date: 2/28/2018

Temperature:24.5 °C

80.0 dBuV/m

Time: 12:14:07 PM

Humidity:68.7 %



Site : Chamber

Condition : FCC_part 15 RE-Class B_30-1000MHz

Polarization: *Vertical*

EUT : W6M21801-17840

Power : 6 Vd.c.

M/N:

Distance: 3m

Test Mode : RX 2406MHz

Note :

Mk.	Frequency (MHz)	Reading (dBuV)	Detector	Corr. factor (dB/m)	Result (dBuV/m)	Limit (dBuV/m)	Ant.Pos (cm)	Tab.Pos (deg.)	Margin (dB)	Comment
	131.0822	26.89	peak	-6.67	20.22	43.50	100	235	-23.28	
	393.5070	26.99	peak	-3.70	23.29	46.00	100	60	-22.71	
	646.2124	27.36	peak	-0.34	27.02	46.00	100	55	-18.98	
*	819.2184	27.30	peak	1.81	29.11	46.00	100	195	-16.89	



Address:6F.,No.58,Ln 188,Ruey Kuang Rd,Neihu,Taipei
 Tel:+886-2-6606-8877
 Fax:+886-2-6606-8875

Radiated Emission Measurement

Operator: Sky

File :3

Data :#1

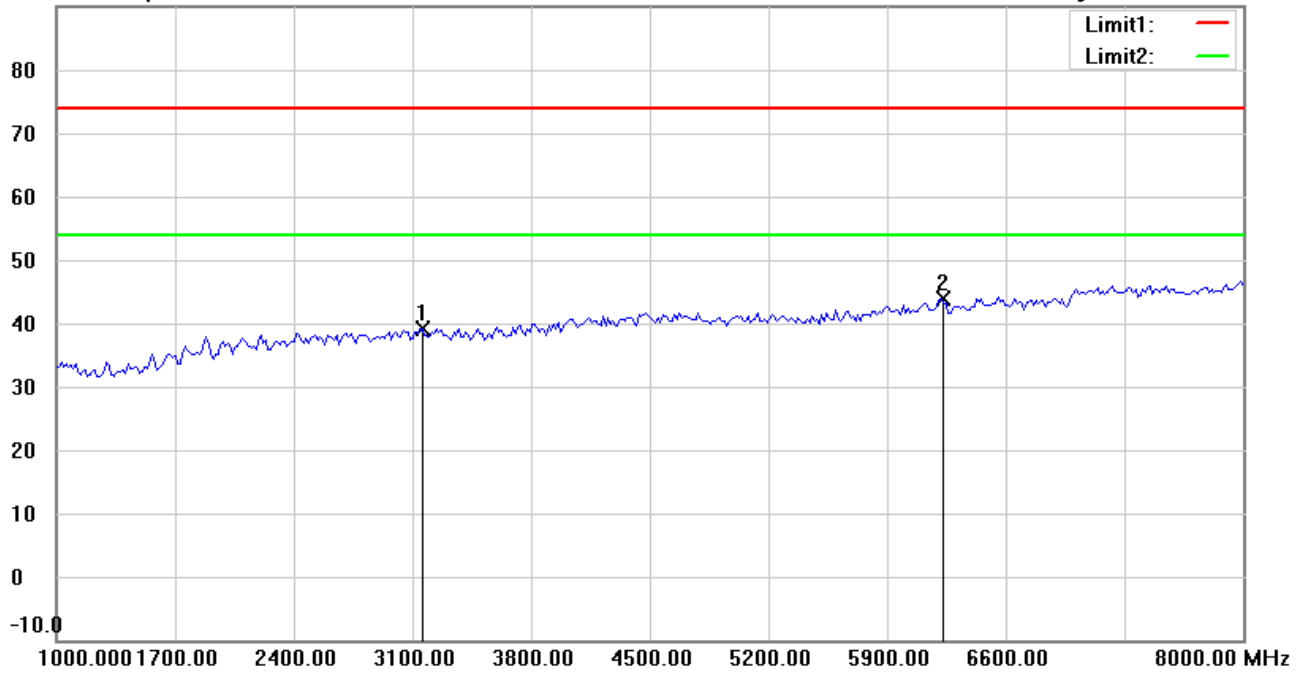
Date: 2/28/2018

Temperature:23.5 °C

90.0 dBuV/m

Time: 8:11:59 AM

Humidity:69.7 %



Site : Chamber

Condition : FCC_part 15 RE-Class B_Above 1GHz_PK

Polarization: *Horizontal*

EUT : W6M21801-17840

Power : 6 Vd.c.

M/N:

Distance: 3m

Test Mode : RX 2406MHz

Note :

Mk.	Frequency (MHz)	Reading (dBuV)	Detector	Corr. factor (dB/m)	Result (dBuV/m)	Limit (dBuV/m)	Ant.Pos (cm)	Tab.Pos (deg.)	Margin (dB)	Comment
	3146.293	41.84	peak	-2.63	39.21	74.00	150	115	-34.79	
*	6218.437	40.64	peak	3.34	43.98	74.00	150	140	-30.02	

*:Maximum data x:Over limit !:over margin



Radiated Emission Measurement

Operator: Sky

File :3

Data :#5

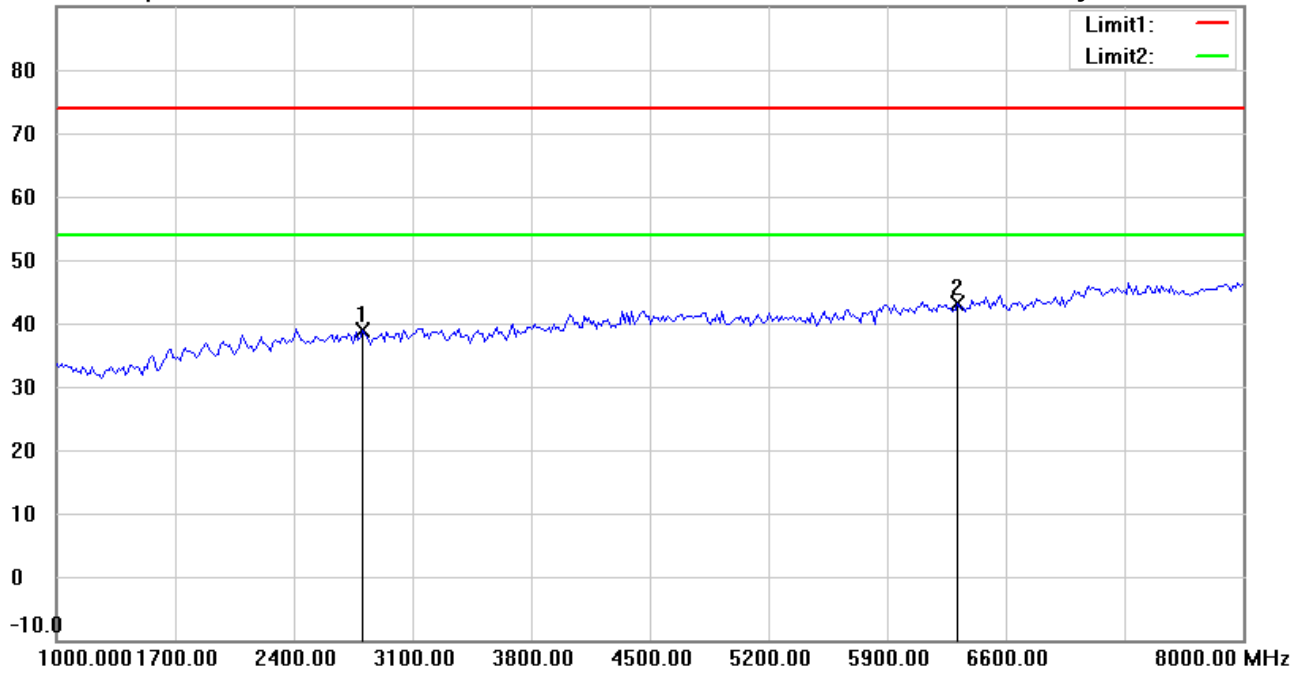
Date: 2/28/2018

Temperature:23.5 °C

90.0 dBuV/m

Time: 8:12:55 AM

Humidity:69.7 %



Site : Chamber

Condition : FCC_part 15 RE-Class B_Above 1GHz_PK

Polarization: *Vertical*

EUT : W6M21801-17840

Power : 6 Vd.c.

M/N:

Distance: 3m

Test Mode : RX 2406MHz

Note :

Mk.	Frequency (MHz)	Reading (dBuV)	Detector	Corr. factor (dB/m)	Result (dBuV/m)	Limit (dBuV/m)	Ant.Pos (cm)	Tab.Pos (deg.)	Margin (dB)	Comment
	2809.619	42.75	peak	-3.76	38.99	74.00	150	90	-35.01	
*	6316.633	39.41	peak	3.61	43.02	74.00	150	160	-30.98	



Address:6F.,No.58,Ln 188,Ruey Kuang Rd,Neihu,Taipei
 Tel:+886-2-6606-8877
 Fax:+886-2-6606-8875

Radiated Emission Measurement

Operator: Sky

File :3

Data :#2

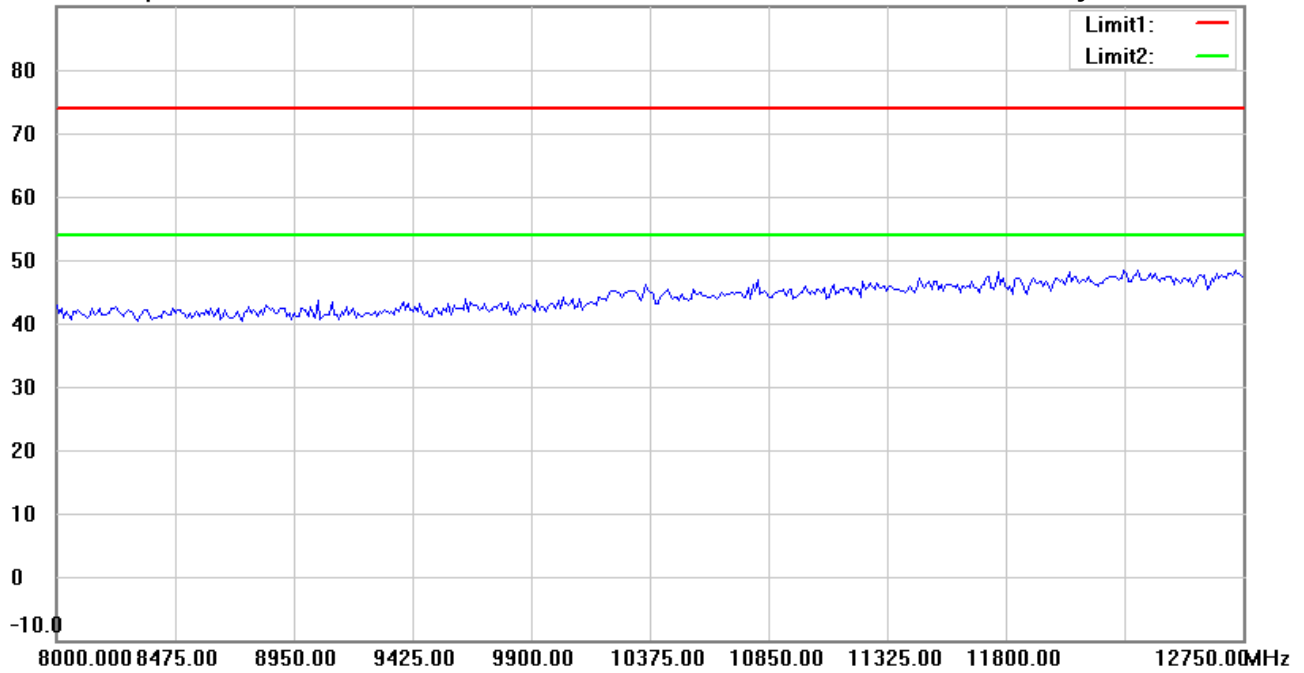
Date: 2/28/2018

Temperature:23.5 °C

90.0 dBuV/m

Time: 8:12:11 AM

Humidity:69.7 %



Site : Chamber

Condition : FCC_part 15 RE-Class B_Above 1GHz_PK

Polarization: *Horizontal*

EUT : W6M21801-17840

Power : 6 Vd.c.

M/N:

Distance: 3m

Test Mode : RX 2406MHz

Note :

Mk.	Frequency (MHz)	Reading (dBuV)	Detector	Corr. factor (dB/m)	Result (dBuV/m)	Limit (dBuV/m)	Ant.Pos (cm)	Tab.Pos (deg.)	Margin (dB)	Comment
-----	-----------------	----------------	----------	---------------------	-----------------	----------------	--------------	----------------	-------------	---------

*:Maximum data x:Over limit !:over margin



Address:6F.,No.58,Ln 188,Ruey Kuang Rd,Neihu,Taipei
 Tel:+886-2-6606-8877
 Fax:+886-2-6606-8875

Radiated Emission Measurement

Operator: Sky

File :3

Data :#6

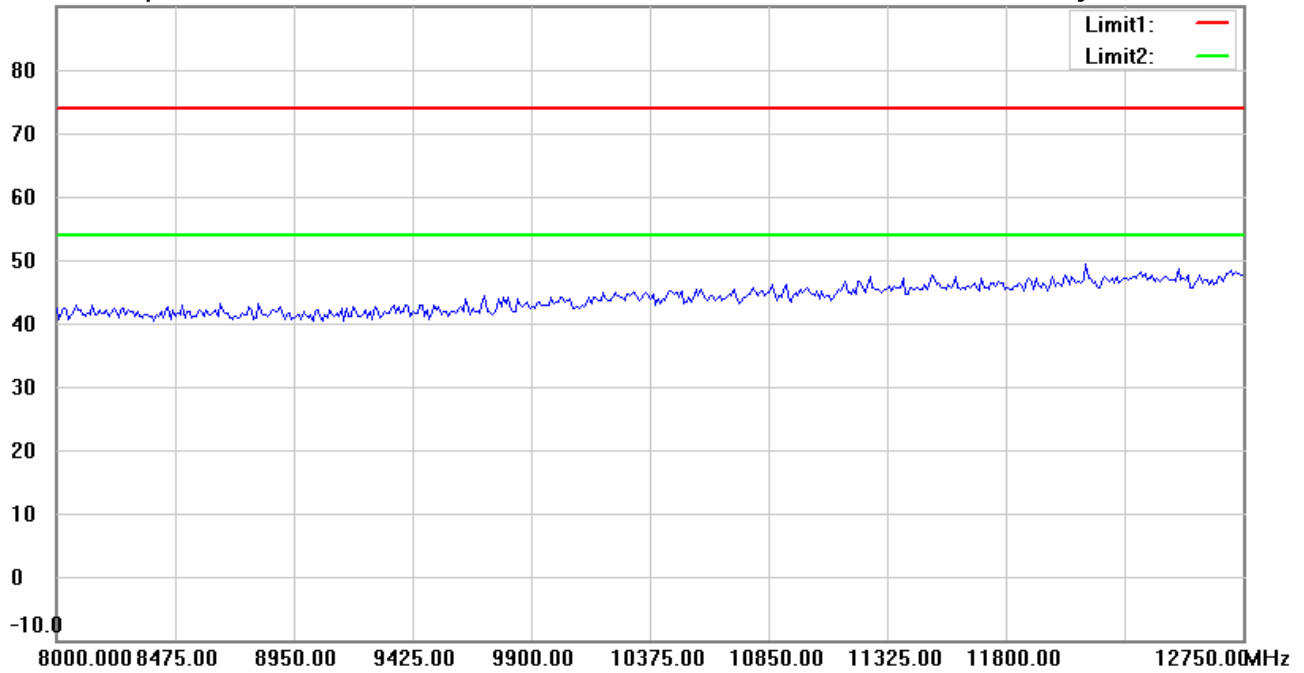
Date: 2/28/2018

Temperature:23.5 °C

90.0 dBuV/m

Time: 8:13:08 AM

Humidity:69.7 %



Site : Chamber

Condition : FCC_part 15 RE-Class B_Above 1GHz_PK

Polarization: *Vertical*

EUT : W6M21801-17840

Power : 6 Vd.c.

M/N:

Distance: 3m

Test Mode : RX 2406MHz

Note :

Mk.	Frequency (MHz)	Reading (dBuV)	Detector	Corr. factor (dB/m)	Result (dBuV/m)	Limit (dBuV/m)	Ant.Pos (cm)	Tab.Pos (deg.)	Margin (dB)	Comment
-----	-----------------	----------------	----------	---------------------	-----------------	----------------	--------------	----------------	-------------	---------

*:Maximum data x:Over limit !:over margin



Address:6F.,No.58,Ln 188,Ruey Kuang Rd,Neihu,Taipei
 Tel:+886-2-6606-8877
 Fax:+886-2-6606-8875

Radiated Emission Measurement

Operator: Sky

File :3

Data :#3

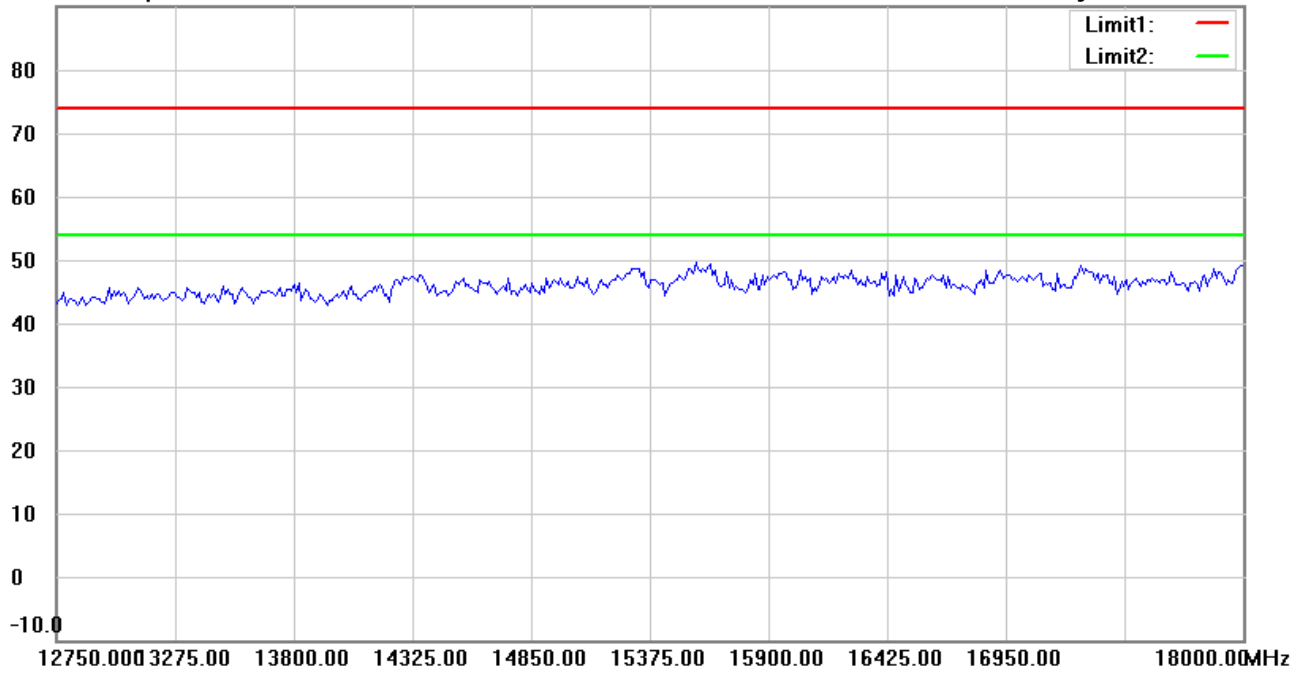
Date: 2/28/2018

Temperature:23.5 °C

90.0 dBuV/m

Time: 8:12:36 AM

Humidity:69.7 %



Site : Chamber

Condition : FCC_part 15 RE-Class B_Above 1GHz_PK

Polarization: *Horizontal*

EUT : W6M21801-17840

Power : 6 Vd.c.

M/N:

Distance: 3m

Test Mode : RX 2406MHz

Note :

Mk.	Frequency (MHz)	Reading (dBuV)	Detector	Corr. factor (dB/m)	Result (dBuV/m)	Limit (dBuV/m)	Ant.Pos (cm)	Tab.Pos (deg.)	Margin (dB)	Comment
-----	-----------------	----------------	----------	---------------------	-----------------	----------------	--------------	----------------	-------------	---------

*:Maximum data x:Over limit !:over margin



Address:6F.,No.58,Ln 188,Ruey Kuang Rd,Neihu,Taipei
 Tel:+886-2-6606-8877
 Fax:+886-2-6606-8875

Radiated Emission Measurement

Operator: Sky

File :3

Data :#7

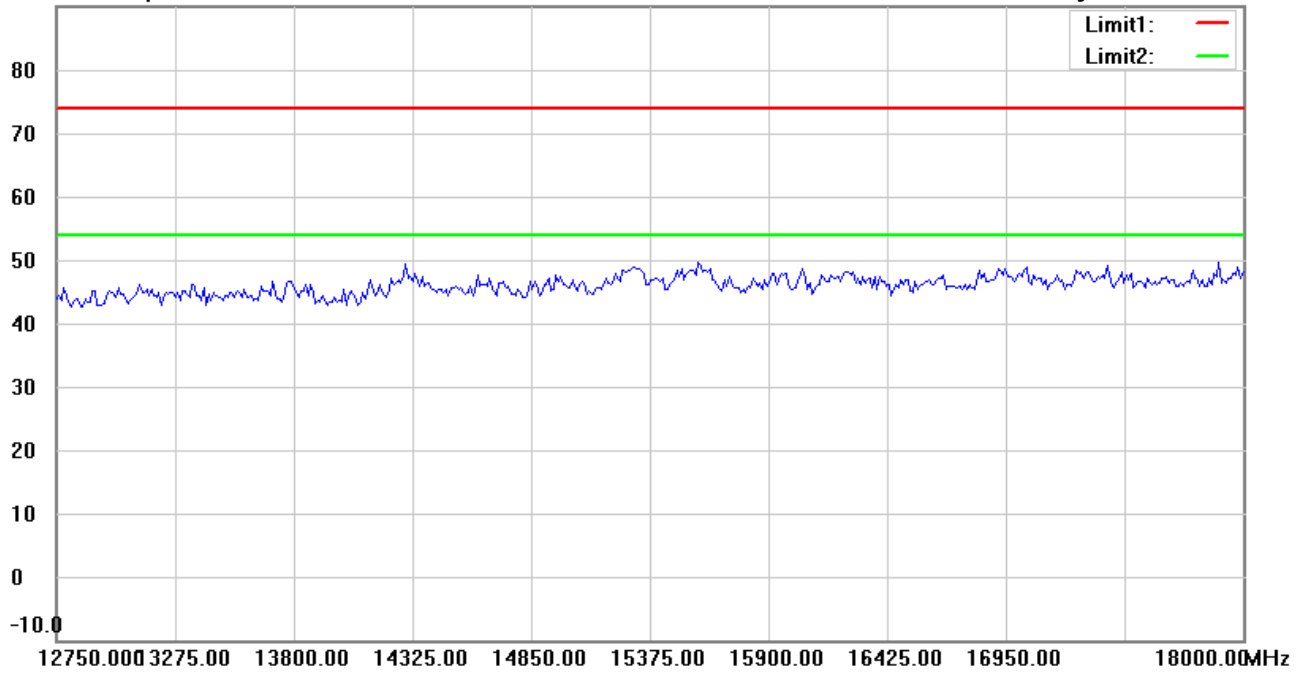
Date: 2/28/2018

Temperature:23.5 °C

90.0 dBuV/m

Time: 8:13:32 AM

Humidity:69.7 %



Site : Chamber

Condition : FCC_part 15 RE-Class B_Above 1GHz_PK

Polarization: *Vertical*

EUT : W6M21801-17840

Power : 6 Vd.c.

M/N:

Distance: 3m

Test Mode : RX 2406MHz

Note :

Mk.	Frequency (MHz)	Reading (dBuV)	Detector	Corr. factor (dB/m)	Result (dBuV/m)	Limit (dBuV/m)	Ant.Pos (cm)	Tab.Pos (deg.)	Margin (dB)	Comment
-----	-----------------	----------------	----------	---------------------	-----------------	----------------	--------------	----------------	-------------	---------

*:Maximum data x:Over limit !:over margin



Address:6F.,No.58,Ln 188,Ruey Kuang Rd,Neihu,Taipei
 Tel:+886-2-6606-8877
 Fax:+886-2-6606-8875

Radiated Emission Measurement

Operator: Sky

File :3

Data :#4

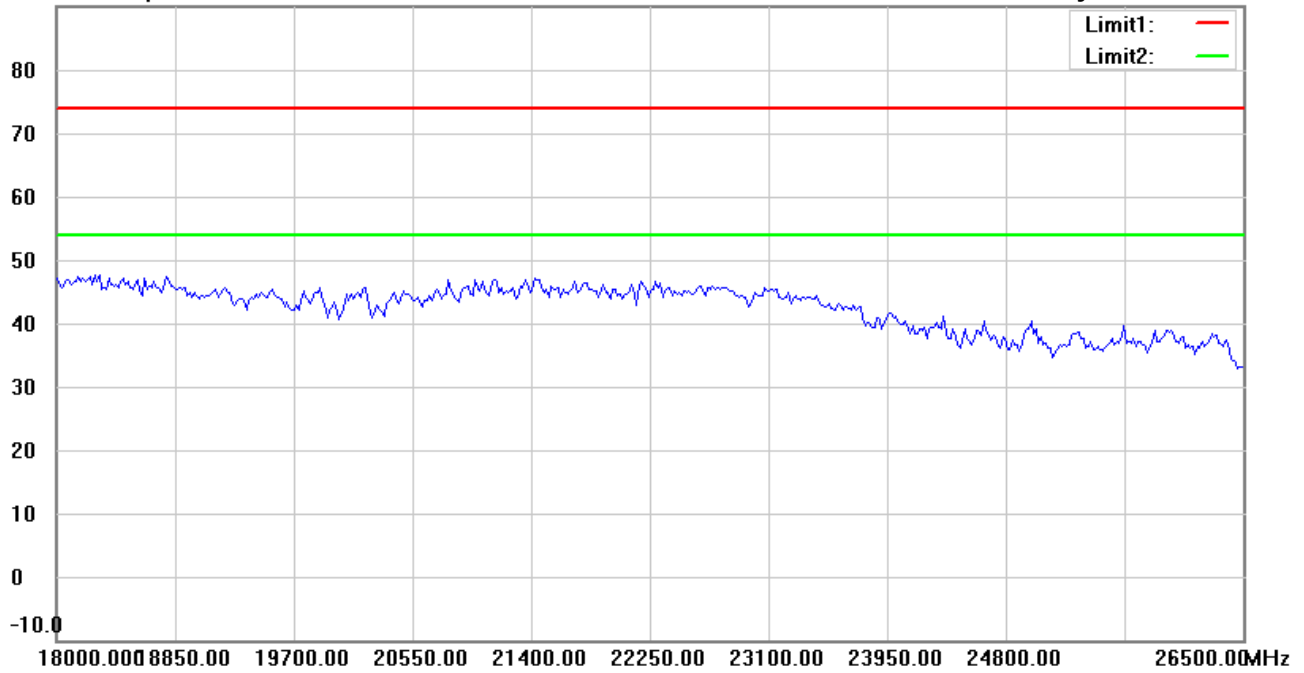
Date: 2/28/2018

Temperature:23.5 °C

90.0 dBuV/m

Time: 8:12:47 AM

Humidity:69.7 %



Site : Chamber

Condition : FCC_part 15 RE-Class B_Above 1GHz_PK

Polarization: *Horizontal*

EUT : W6M21801-17840

Power : 6 Vd.c.

M/N:

Distance: 3m

Test Mode : RX 2406MHz

Note :

Mk.	Frequency (MHz)	Reading (dBuV)	Detector	Corr. factor (dB/m)	Result (dBuV/m)	Limit (dBuV/m)	Ant.Pos (cm)	Tab.Pos (deg.)	Margin (dB)	Comment
-----	-----------------	----------------	----------	---------------------	-----------------	----------------	--------------	----------------	-------------	---------

*:Maximum data x:Over limit !:over margin



Address:6F.,No.58,Ln 188,Ruey Kuang Rd,Neihu,Taipei
 Tel:+886-2-6606-8877
 Fax:+886-2-6606-8875

Radiated Emission Measurement

Operator: Sky

File :3

Data :#8

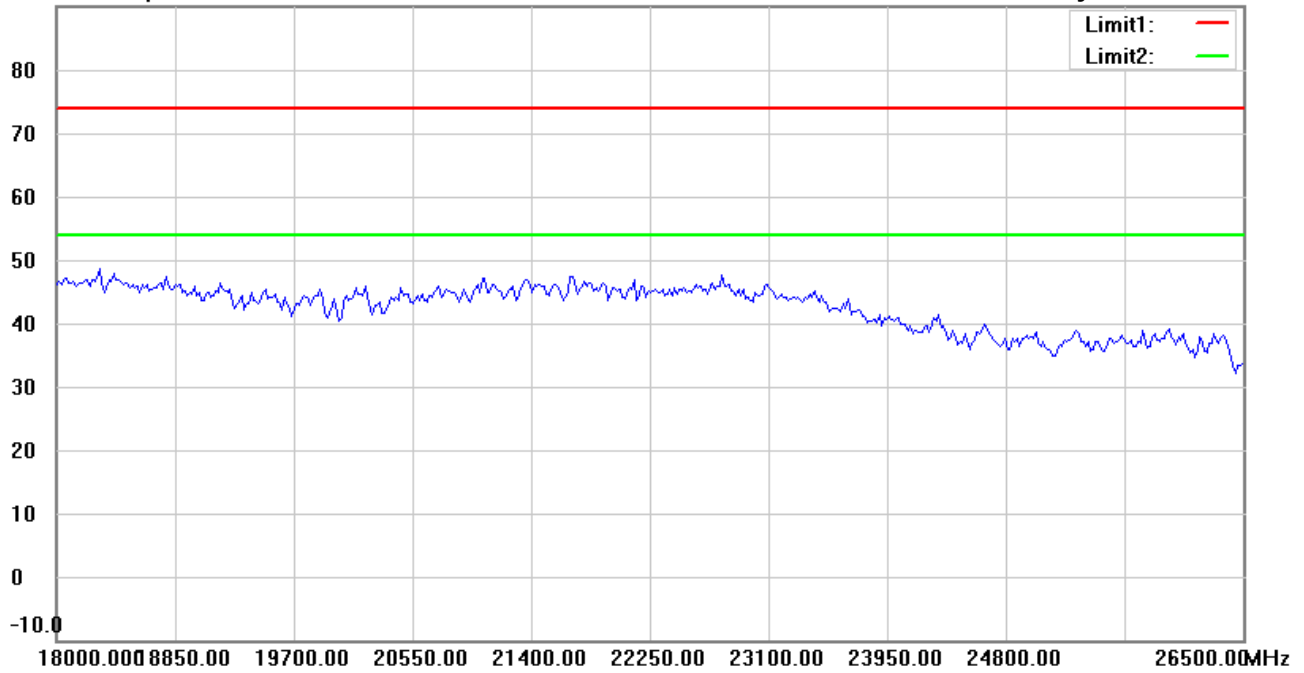
Date: 2/28/2018

Temperature:23.5 °C

90.0 dBuV/m

Time: 8:13:43 AM

Humidity:69.7 %



Site : Chamber

Condition : FCC_part 15 RE-Class B_Above 1GHz_PK

Polarization: *Vertical*

EUT : W6M21801-17840

Power : 6 Vd.c.

M/N:

Distance: 3m

Test Mode : RX 2406MHz

Note :

Mk.	Frequency (MHz)	Reading (dBuV)	Detector	Corr. factor (dB/m)	Result (dBuV/m)	Limit (dBuV/m)	Ant.Pos (cm)	Tab.Pos (deg.)	Margin (dB)	Comment
-----	-----------------	----------------	----------	---------------------	-----------------	----------------	--------------	----------------	-------------	---------

*:Maximum data x:Over limit !:over margin