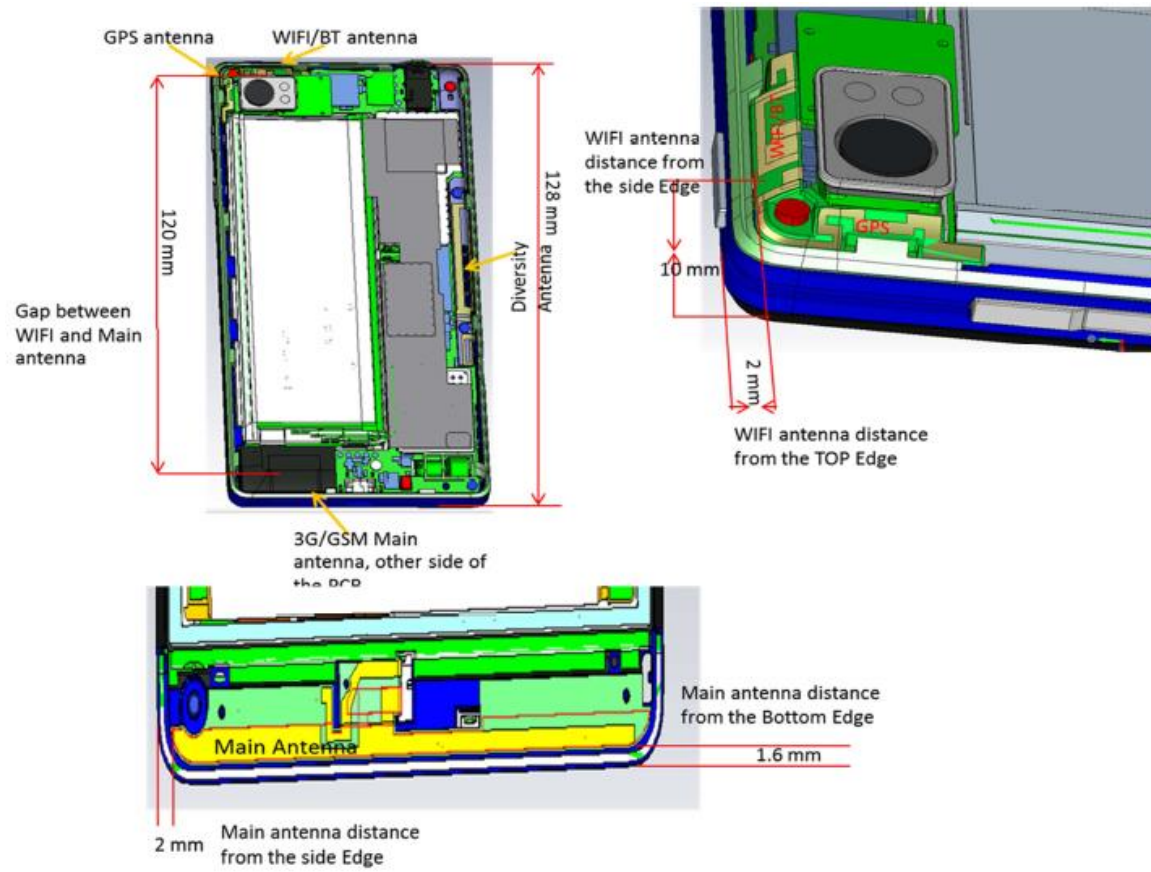


Antenna Locations



Setup Photos



Photo 1: Left Touch



Photo 2: Left 15° Tilt




Photo 3: Right Touch




Photo 4: Right 15° Tilt



Photo 5: Front of EUT at 10mm



Photo 6: Back of EUT at 10mm



Photo 7: Bottom Edge of EUT at 10mm



Photo 8: Left Edge of EUT at 10mm



Photo 9: Right Edge of EUT at 10mm




Photo 10: Top Edge of EUT at 10mm



Photo 11: 15cm Liquid Depth in SAM head



Photo 12: 15cm Liquid Depth in Flat Section of SAM Phantom




Photo 13: 15cm Liquid Depth in Elliptical Phantom