

Appendix B: Photos

Setup Photos




Photo 1. Left Touch




Photo 2. Left 15° Tilt



Photo 3. Right Touch




Photo 4. Right 15° Tilt




Photo 5. Front 10 mm with headset




Photo 6. Back 10 mm with headset



Photo 7. Top Edge 10 mm with headset



Photo 8. Left Edge 10 mm with headset



Photo 9. Right Edge 10 mm with headset




Photo 10. Bottom Edge 10 mm with headset




Photo 11. 15cm Liquid Depth in SAM head



Photo 12. 15cm Liquid Depth in Flat Section of SAM Phantom




Photo 13. 15cm Liquid Depth in Elliptical Phantom