

EXHIBIT JJ – Response to Item #2

FCC ID O2Z-BT1

# Northwest EMC, Inc., Radiated and Conducted Emissions Data Sheets

Rev 3.3  
10/09/99

EUT: <b>Bluetooth/Ambler</b>	Serial Number: <b>RJ050100</b>	Job Number: <b>INSC0002</b>	Date: <b>05/04/00</b>
Manufacturer: <b>Intel Corporation</b>	Test Engineer: <b>Rod Peloquin</b>	Job Site: <b>EV01</b>	
Customer Reference Number:	Software:	Power:	

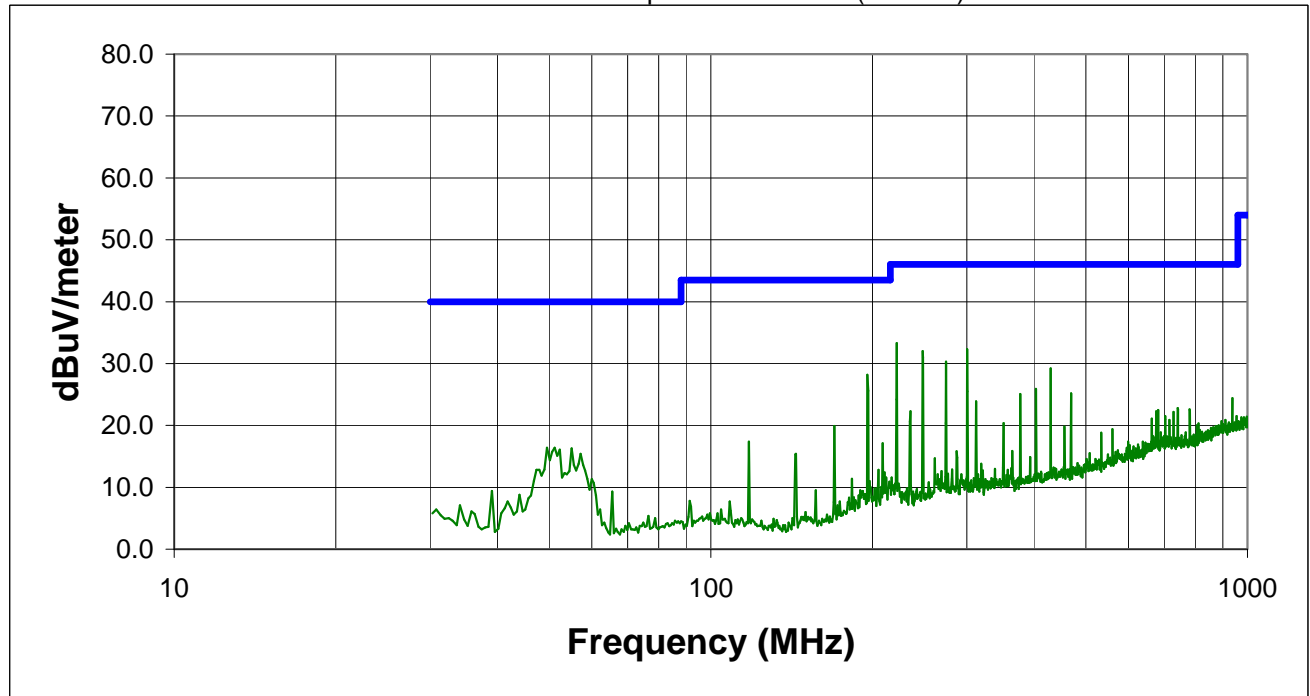
Comments: **No hop mode, mid frequency. Antenna 'C'**

Temperature (°C): <b>21</b>	% Humidity: <b>45</b>
--------------------------------	--------------------------

## Test System


## Test Equipment


FCC Class B Radiated Specification Limit (3 meter)



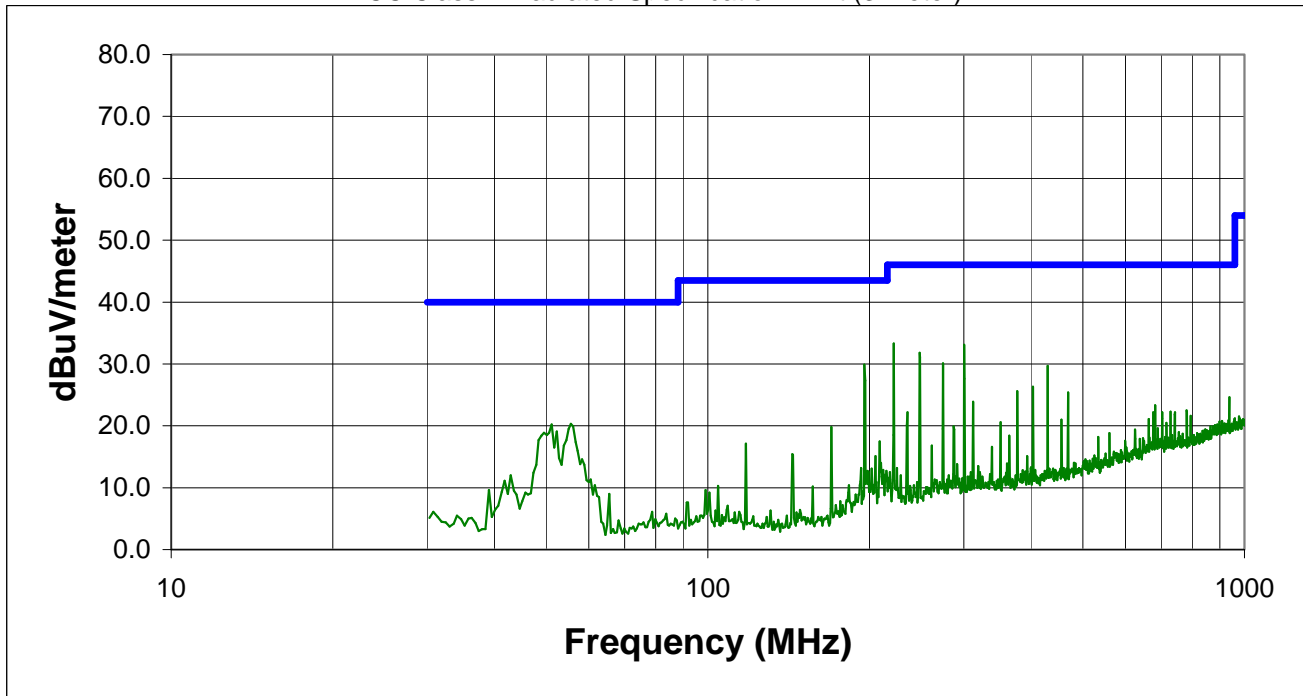
Frequency (MHz)	Meter Reading (dBuV)	Antenna Polarity	Correction Factor (dB/m)	Adjusted Level (dBuV/meter)	Specification Limit (dBuV/meter)	Margin (dB)
221.948	52.3	Hor.	-19.0	33.3	46.0	-12.7
300.047	48.7	Hor.	-16.4	32.3	46.0	-13.7
247.798	50.3	Hor.	-18.3	32.0	46.0	-14.0
324.851	47.3	Hor.	-15.6	31.7	46.0	-14.3
195.549	48.4	Hor.	-20.2	28.2	43.5	-15.3
351.122	45.6	Hor.	-15.0	30.6	46.0	-15.4
273.922	47.9	Hor.	-17.6	30.3	46.0	-15.7
429.224	43.0	Hor.	-13.6	29.4	46.0	-16.6
377.392	40.8	Hor.	-14.5	26.3	46.0	-19.7

# Northwest EMC, Inc., Radiated and Conducted Emissions Data Sheets

Rev 3.3  
10/09/99

EUT: <b>Bluetooth/Ambler</b>		Serial Number: <b>RJ050100</b>	Job Number: <b>INSC0002</b>	Date: <b>05/04/00</b>
Manufacturer: <b>Intel Corporation</b>		Test Engineer: <b>Rod Peloquin</b>	Job Site: <b>EV01</b>	
Customer Reference Number:		Software:	Power:	
Comments:	<b>DSS mode, high frequency. Antenna 'C'</b>			
			Temperature (°C): <b>21</b>	% Humidity: <b>45</b>
Test System				
Test Equipment				

FCC Class B Radiated Specification Limit (3 meter)



Frequency (MHz)	Meter Reading (dBuV)	Antenna Polarity	Correction Factor (dB/m)	Adjusted Level (dBuV/meter)	Specification Limit (dBuV/meter)	Margin (dB)
221.948	52.3	Hor.	-19.0	33.3	46.0	-12.7
300.047	49.5	Hor.	-16.4	33.1	46.0	-12.9
195.549	50.1	Hor.	-20.2	29.9	43.5	-13.6
247.798	50.1	Hor.	-18.3	31.8	46.0	-14.2
324.851	47.3	Hor.	-15.6	31.7	46.0	-14.3
351.122	45.3	Hor.	-15.0	30.3	46.0	-15.7
273.922	47.7	Hor.	-17.6	30.1	46.0	-15.9
429.579	43.3	Hor.	-13.6	29.7	46.0	-16.3
403.308	40.4	Hor.	-14.1	26.3	46.0	-19.7
55.300	44.5	Ver.	-24.2	20.3	40.0	-19.7
50.625	44.7	Ver.	-24.5	20.2	40.0	-19.8
377.392	40.7	Hor.	-14.5	26.2	46.0	-19.8

# Northwest EMC, Inc., Radiated and Conducted Emissions Data Sheets

Rev 3.3  
10/09/99

EUT: <b>Bluetooth/Ambler</b>	Serial Number: <b>RJ050100</b>	Job Number: <b>INSC0002</b>	Date: <b>05/04/00</b>
Manufacturer: <b>Intel Corporation</b>	Test Engineer: <b>Rod Peloquin</b>	Job Site: <b>EV01</b>	
Customer Reference Number:	Software:	Power:	

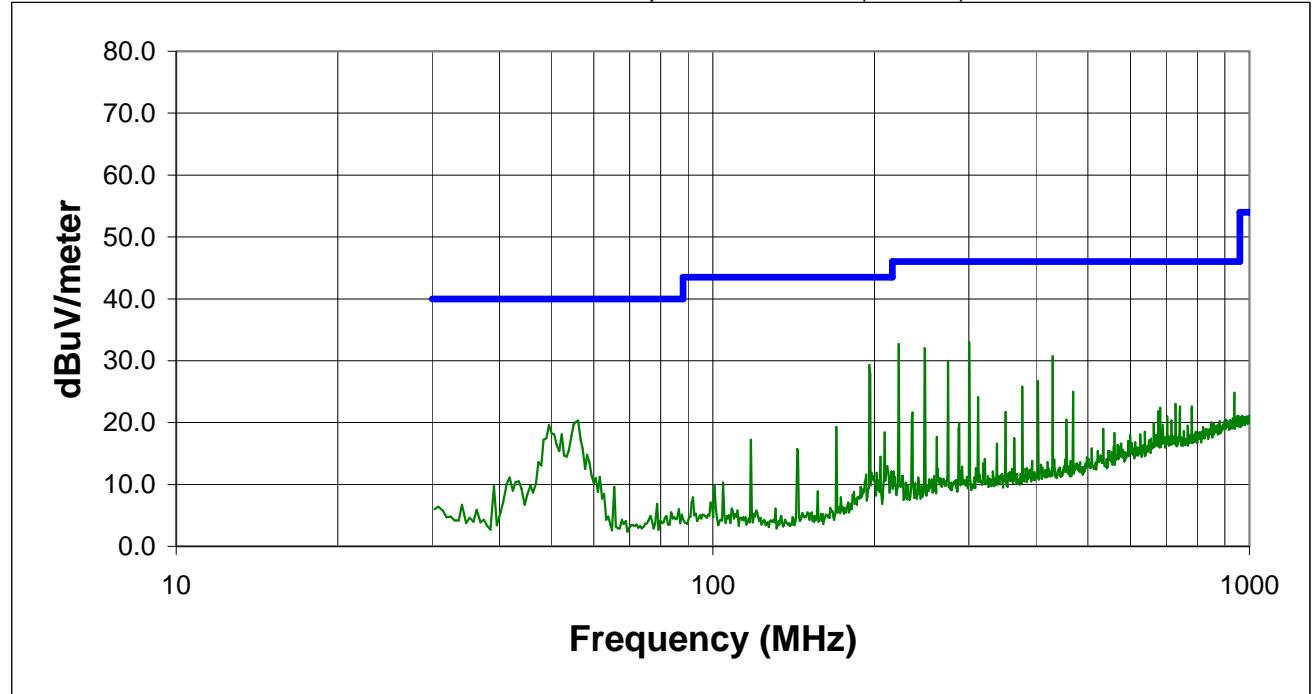
Comments: **DSS mode, mid frequency. Antenna 'C'**

Temperature (°C): <b>21</b>	% Humidity: <b>45</b>
--------------------------------	--------------------------

## Test System


## Test Equipment


FCC Class B Radiated Specification Limit (3 meter)



Frequency (MHz)	Meter Reading (dBuV)	Antenna Polarity	Correction Factor (dB/m)	Adjusted Level (dBuV/meter)	Specification Limit (dBuV/meter)	Margin (dB)
300.047	49.4	Hor.	-16.4	33.0	46.0	-13.0
221.948	51.7	Hor.	-19.0	32.7	46.0	-13.3
247.798	50.3	Hor.	-18.3	32.0	46.0	-14.0
195.549	49.5	Hor.	-20.2	29.3	43.5	-14.2
324.851	46.8	Hor.	-15.6	31.2	46.0	-14.8
351.122	45.9	Hor.	-15.0	30.9	46.0	-15.1
429.579	44.3	Hor.	-13.6	30.7	46.0	-15.3
273.922	47.5	Hor.	-17.6	29.9	46.0	-16.1
377.392	41.3	Hor.	-14.5	26.8	46.0	-19.2
403.308	40.8	Hor.	-14.1	26.7	46.0	-19.3
55.575	44.5	Ver.	-24.2	20.3	40.0	-19.7

# Northwest EMC, Inc., Radiated and Conducted Emissions Data Sheets

Rev 3.3  
10/09/99

EUT: <b>Bluetooth/Ambler</b>	Serial Number: <b>RJ050100</b>	Job Number: <b>INSC0002</b>	Date: <b>05/04/00</b>
Manufacturer: <b>Intel Corporation</b>	Test Engineer: <b>Rod Peloquin</b>	Job Site: <b>EV01</b>	
Customer Reference Number:	Software:	Power:	

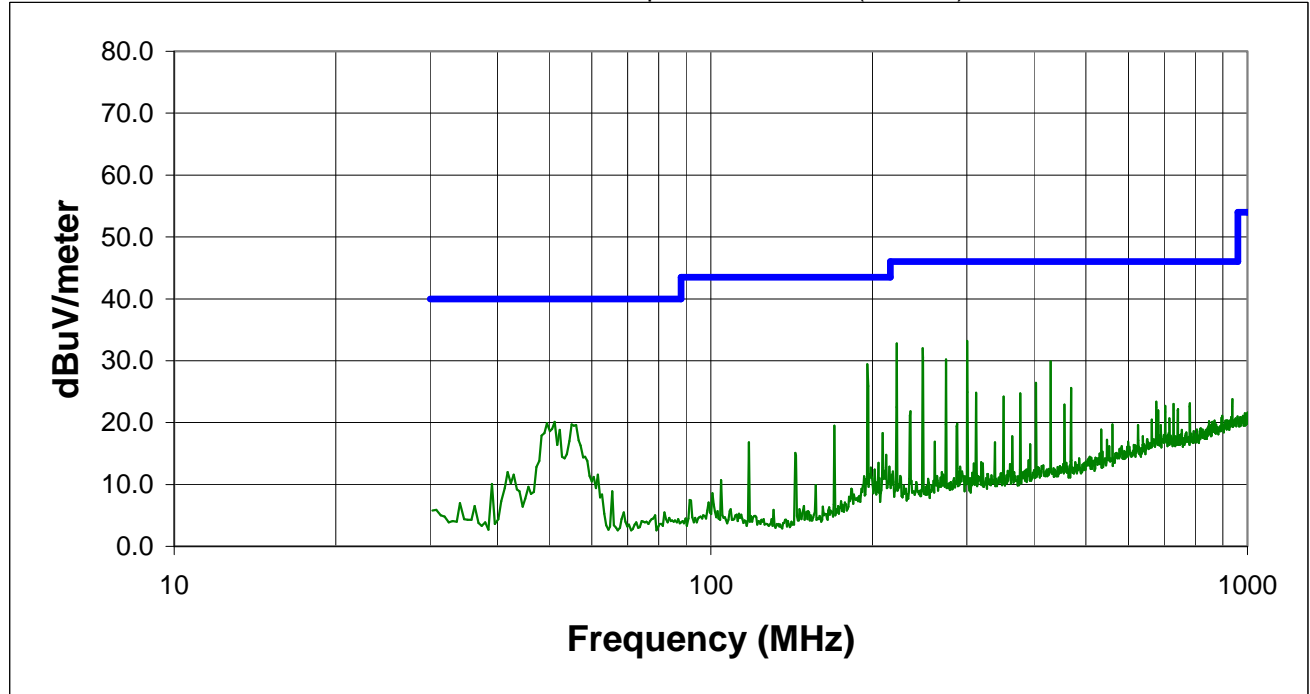
Comments: **DSS mode, low frequency. Antenna 'C'**

Temperature (°C): <b>21</b>	% Humidity: <b>45</b>
--------------------------------	--------------------------

## Test System


## Test Equipment


FCC Class B Radiated Specification Limit (3 meter)



Frequency (MHz)	Meter Reading (dBuV)	Antenna Polarity	Correction Factor (dB/m)	Adjusted Level (dBuV/meter)	Specification Limit (dBuV/meter)	Margin (dB)
300.047	49.6	Hor.	-16.4	33.2	46.0	-12.8
221.948	51.8	Hor.	-19.0	32.8	46.0	-13.2
324.851	47.7	Hor.	-15.6	32.1	46.0	-13.9
247.798	50.3	Hor.	-18.3	32.0	46.0	-14.0
195.549	49.6	Hor.	-20.2	29.4	43.5	-14.1
351.122	45.4	Hor.	-15.0	30.4	46.0	-15.6
273.922	47.8	Hor.	-17.6	30.2	46.0	-15.8
429.579	43.5	Hor.	-13.6	29.9	46.0	-16.1
403.308	40.5	Hor.	-14.1	26.4	46.0	-19.6
377.392	40.8	Hor.	-14.5	26.3	46.0	-19.7
50.625	44.6	Ver.	-24.5	20.1	40.0	-19.9

## Northwest EMC, Inc., Radiated and Conducted Emissions Data Sheets

Rev 3.3  
10/09/99

EUT: <b>Bluetooth/Ambler</b>	Serial Number: <b>RJ050100</b>	Job Number: <b>INSC0002</b>	Date: <b>05/04/00</b>
Manufacturer: <b>Intel Corporation</b>	Test Engineer: <b>Rod Peloquin</b>	Job Site: <b>EV01</b>	
Customer Reference Number:	Software:	Power:	

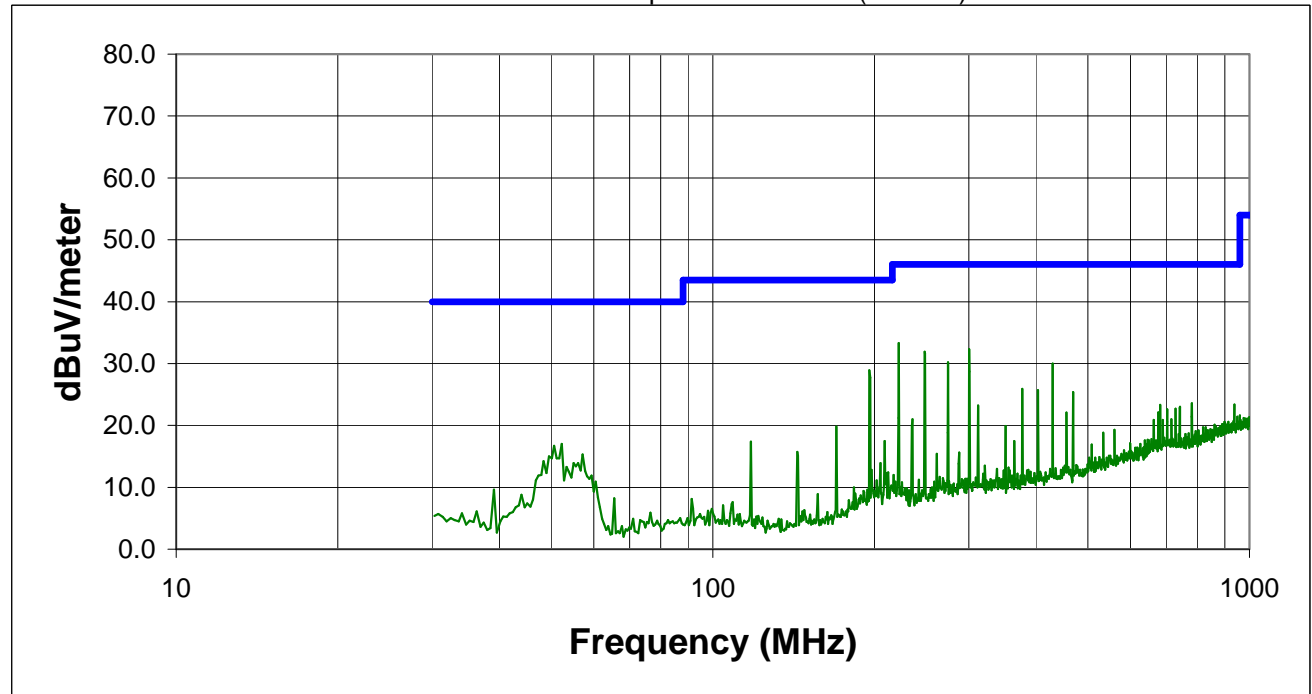
Comments: **No hop mode, high frequency. Antenna 'C'**

Temperature (°C): <b>21</b>	% Humidity: <b>45</b>
--------------------------------	--------------------------

### Test System


### Test Equipment


FCC Class B Radiated Specification Limit (3 meter)



Frequency (MHz)	Meter Reading (dBuV)	Antenna Polarity	Correction Factor (dB/m)	Adjusted Level (dBuV/meter)	Specification Limit (dBuV/meter)	Margin (dB)
221.673	52.7	Hor.	-19.1	33.6	46.0	-12.4
300.047	48.7	Hor.	-16.4	32.3	46.0	-13.7
247.798	50.2	Hor.	-18.3	31.9	46.0	-14.1
324.851	47.1	Hor.	-15.6	31.5	46.0	-14.5
195.549	49.1	Hor.	-20.2	28.9	43.5	-14.6
351.122	45.8	Hor.	-15.0	30.8	46.0	-15.2
273.922	47.8	Hor.	-17.6	30.2	46.0	-15.8
429.579	43.6	Hor.	-13.6	30.0	46.0	-16.0
377.392	40.7	Hor.	-14.5	26.2	46.0	-19.8

## Northwest EMC, Inc., Radiated and Conducted Emissions Data Sheets

Rev 3.3  
10/09/99

EUT: <b>Bluetooth/Ambler</b>	Serial Number: <b>RJ050100</b>	Job Number: <b>INSC0002</b>	Date: <b>05/03/00</b>
Manufacturer: <b>Intel Corporation</b>	Test Engineer: <b>Rod peloquin</b>	Job Site: <b>EV01</b>	
Customer Reference Number:	Software:	Power:	

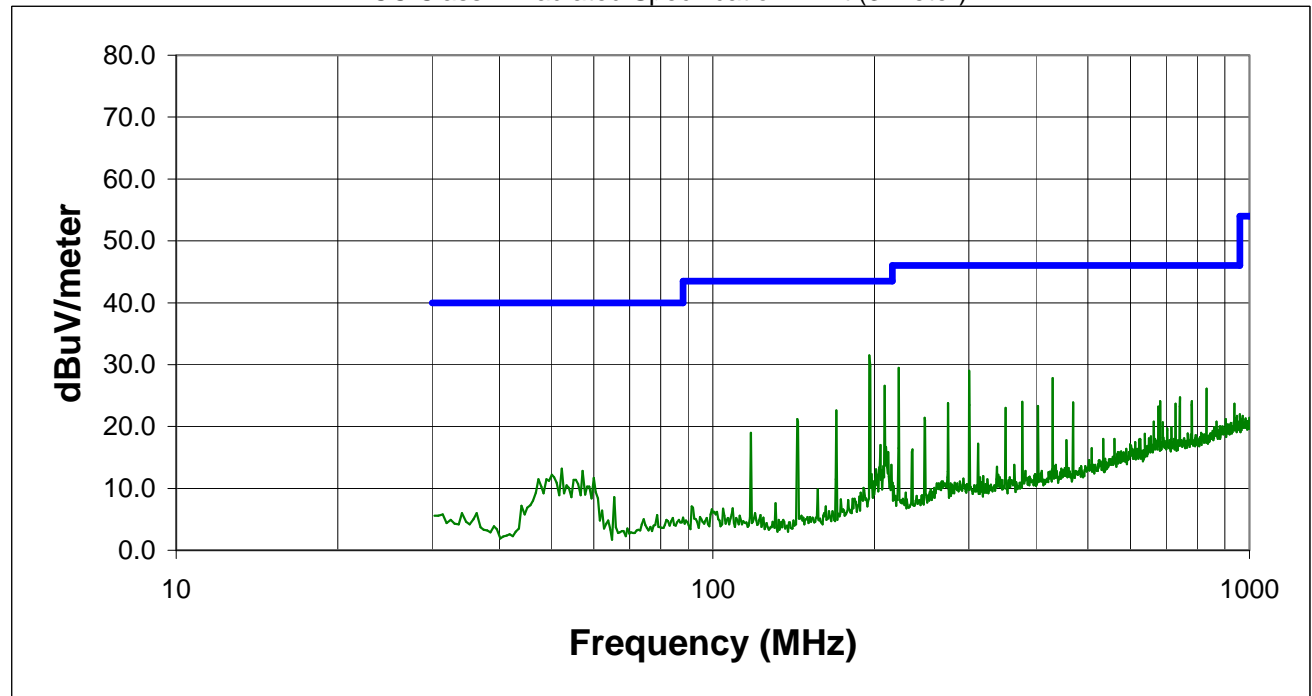
Comments: **Receive mode, low frequency. Antenna 'C'**

Temperature (°C): <b>22</b>	% Humidity: <b>45</b>
--------------------------------	--------------------------

### Test System


### Test Equipment


FCC Class B Radiated Specification Limit (3 meter)



Frequency (MHz)	Meter Reading (dBuV)	Antenna Polarity	Correction Factor (dB/m)	Adjusted Level (dBuV/meter)	Specification Limit (dBuV/meter)	Margin (dB)
195.549	51.7	Hor.	-20.2	31.5	43.5	-12.0
324.851	45.8	Hor.	-15.6	30.2	46.0	-15.8
351.122	45.0	Hor.	-15.0	30.0	46.0	-16.0
221.948	48.5	Hor.	-19.0	29.5	46.0	-16.5
208.749	46.3	Hor.	-19.7	26.6	43.5	-16.9
300.047	45.4	Hor.	-16.4	29.0	46.0	-17.0
429.579	41.4	Hor.	-13.6	27.8	46.0	-18.2
831.040	34.7	Ver.	-8.6	26.1	46.0	-19.9

## Northwest EMC, Inc., Radiated and Conducted Emissions Data Sheets

Rev 3.3  
10/09/99

EUT: <b>Bluetooth/Ambler</b>	Serial Number: <b>RJ050100</b>	Job Number: <b>INSC0002</b>	Date: <b>05/04/00</b>
Manufacturer: <b>Intel Corporation</b>	Test Engineer: <b>Rod Peloquin</b>	Job Site: <b>EV01</b>	
Customer Reference Number:	Software:	Power:	

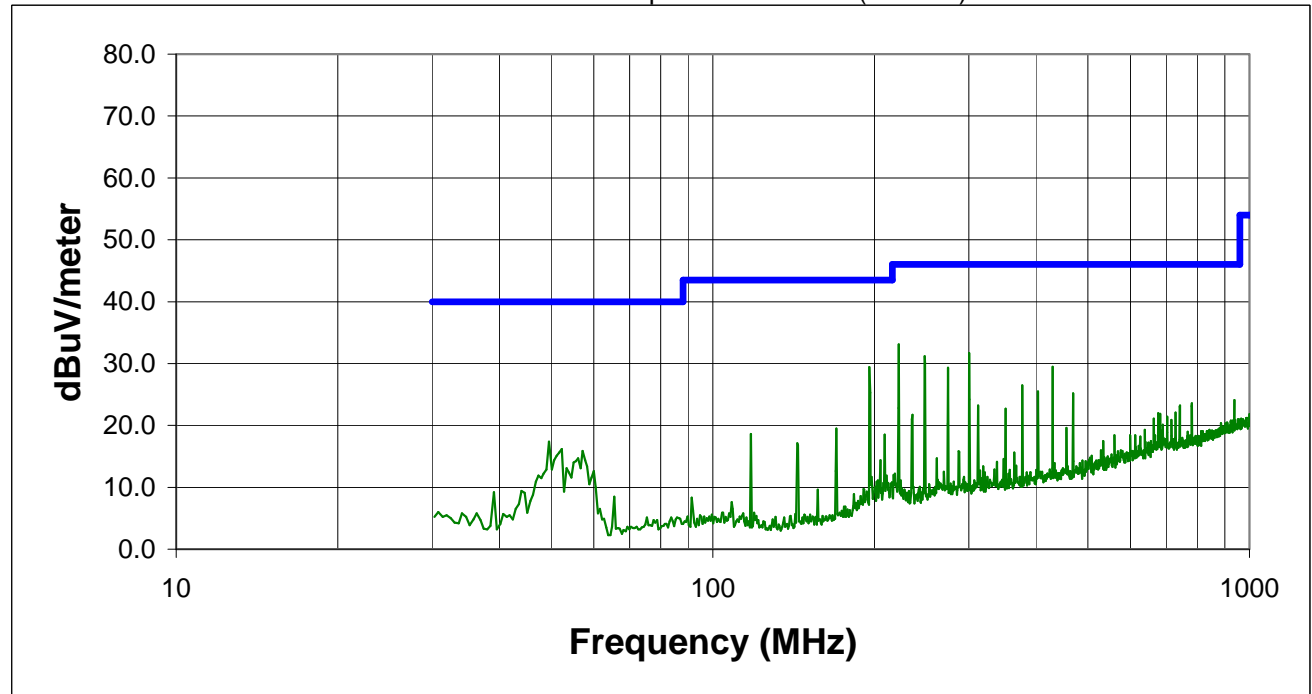
Comments: **No hop mode, low frequency. Antenna 'C'**

Temperature (°C): <b>21</b>	% Humidity: <b>45</b>
--------------------------------	--------------------------

### Test System


### Test Equipment


FCC Class B Radiated Specification Limit (3 meter)



Frequency (MHz)	Meter Reading (dBuV)	Antenna Polarity	Correction Factor (dB/m)	Adjusted Level (dBuV/meter)	Specification Limit (dBuV/meter)	Margin (dB)
221.948	52.1	Hor.	-19.0	33.1	46.0	-12.9
195.549	49.6	Hor.	-20.2	29.4	43.5	-14.1
300.047	48.1	Hor.	-16.4	31.7	46.0	-14.3
324.851	47.0	Hor.	-15.6	31.4	46.0	-14.6
247.798	49.5	Hor.	-18.3	31.2	46.0	-14.8
351.122	45.4	Hor.	-15.0	30.4	46.0	-15.6
429.579	43.1	Hor.	-13.6	29.5	46.0	-16.5
273.922	46.9	Hor.	-17.6	29.3	46.0	-16.7
377.392	41.1	Hor.	-14.5	26.6	46.0	-19.4

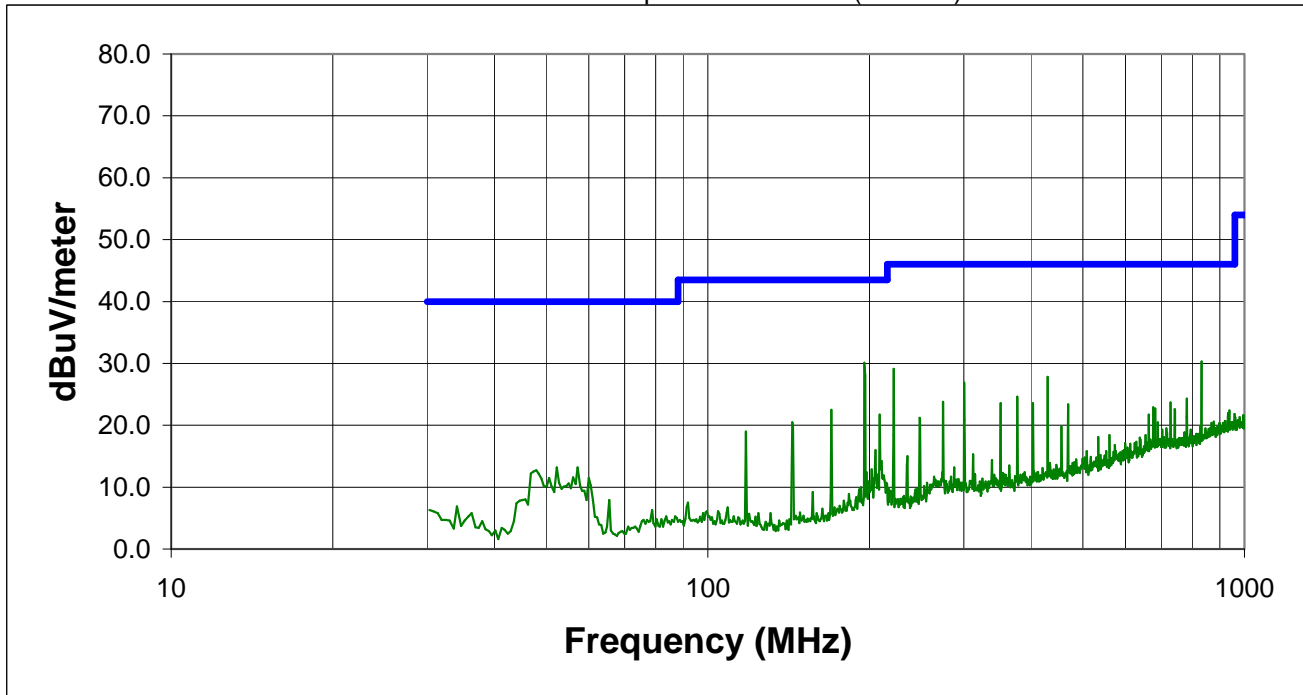


## Northwest EMC, Inc., Radiated and Conducted Emissions Data Sheets

Rev 3.3  
10/09/99

EUT: <b>Bluetooth/Ambler</b>	Serial Number: <b>RJ050100</b>	Job Number: <b>INSC0002</b>	Date: <b>05/03/00</b>
Manufacturer: <b>Intel Corporation</b>	Test Engineer: <b>Rod peloquin</b>	Job Site: <b>EV01</b>	
Customer Reference Number:	Software:	Power:	
Comments: <b>Receive mode, mid frequency. Antenna 'C'</b>			
		Temperature (°C): <b>22</b>	% Humidity: <b>45</b>
<b>Test System</b>			
<b>Test Equipment</b>			

FCC Class B Radiated Specification Limit (3 meter)



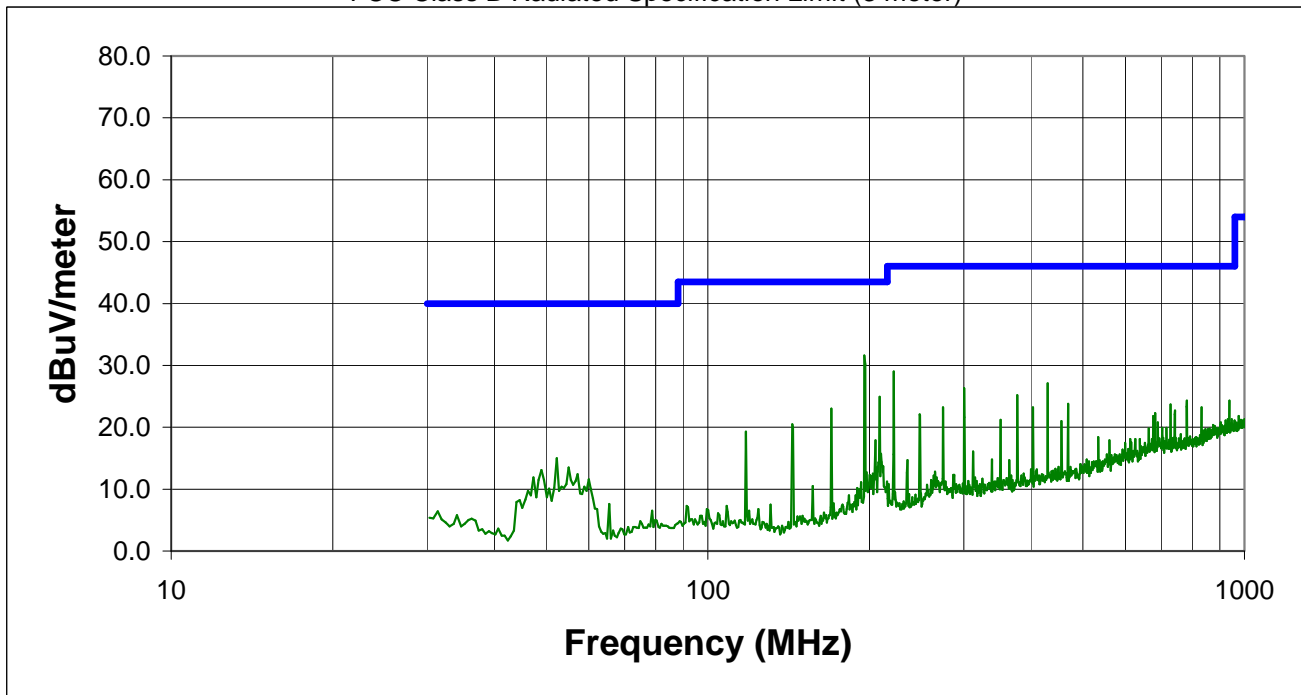
Frequency (MHz)	Meter Reading (dBuV)	Antenna Polarity	Correction Factor (dB/m)	Adjusted Level (dBuV/meter)	Specification Limit (dBuV/meter)	Margin (dB)
195.549	50.3	Hor.	-20.2	30.1	43.5	-13.4
831.040	38.9	Ver.	-8.6	30.3	46.0	-15.7
351.122	45.2	Hor.	-15.0	30.2	46.0	-15.8
324.851	45.1	Hor.	-15.6	29.5	46.0	-16.5
221.948	48.1	Hor.	-19.0	29.1	46.0	-16.9
429.579	41.4	Hor.	-13.6	27.8	46.0	-18.2
300.047	43.3	Hor.	-16.4	26.9	46.0	-19.1

## Northwest EMC, Inc., Radiated and Conducted Emissions Data Sheets

Rev 3.3  
10/09/99

EUT: <b>Bluetooth/Ambler</b>	Serial Number: <b>RJ050100</b>	Job Number: <b>INSC0002</b>	Date: <b>05/03/00</b>
Manufacturer: <b>Intel Corporation</b>	Test Engineer: <b>Rod peloquin</b>	Job Site: <b>EV01</b>	
Customer Reference Number:	Software:	Power:	
Comments: <b>Receive mode, high frequency. Antenna 'C'</b>			
		Temperature (°C): <b>22</b>	% Humidity: <b>45</b>
<b>Test System</b>			
<b>Test Equipment</b>			

FCC Class B Radiated Specification Limit (3 meter)



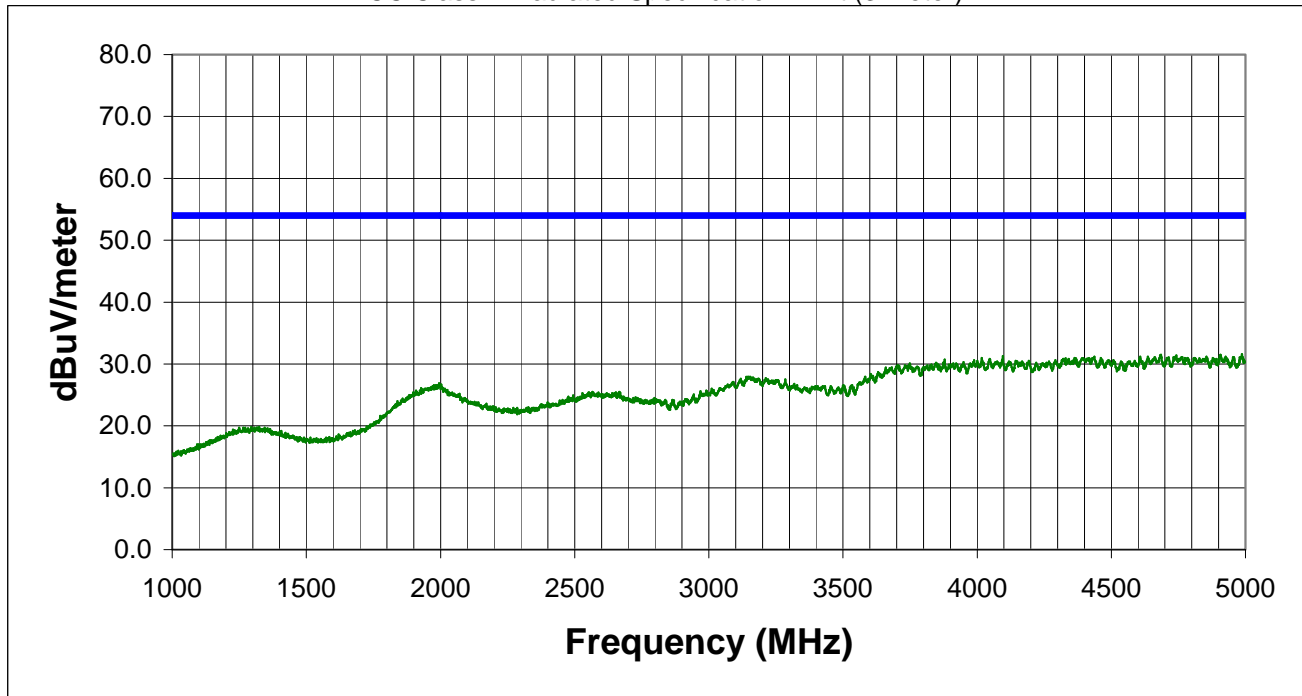
Frequency (MHz)	Meter Reading (dBuV)	Antenna Polarity	Correction Factor (dB/m)	Adjusted Level (dBuV/meter)	Specification Limit (dBuV/meter)	Margin (dB)
195.549	51.8	Hor.	-20.2	31.6	43.5	-11.9
351.122	44.5	Hor.	-15.0	29.5	46.0	-16.5
221.948	48.0	Hor.	-19.0	29.0	46.0	-17.0
324.851	44.5	Hor.	-15.6	28.9	46.0	-17.1
208.749	44.6	Hor.	-19.7	24.9	43.5	-18.6
429.579	40.7	Hor.	-13.6	27.1	46.0	-18.9
300.047	42.7	Hor.	-16.4	26.3	46.0	-19.7

## Northwest EMC, Inc., Radiated and Conducted Emissions Data Sheets

Rev 3.3  
10/09/99

EUT: <b>Bluetooth/Ambler</b>		Serial Number: <b>RJ050100</b>	Job Number: <b>INSC0002</b>	Date: <b>05/03/00</b>
Manufacturer: <b>Intel Corporation</b>		Test Engineer: <b>Rod peloquin</b>	Job Site: <b>EV01</b>	
Customer Reference Number:		Software:	Power:	
Comments:	<b>Receive mode, high frequency. Antenna 'C'</b>			
			Temperature (°C): <b>22</b>	% Humidity: <b>45</b>
<b>Test System</b>				
<b>Test Equipment</b>				

FCC Class B Radiated Specification Limit (3 meter)



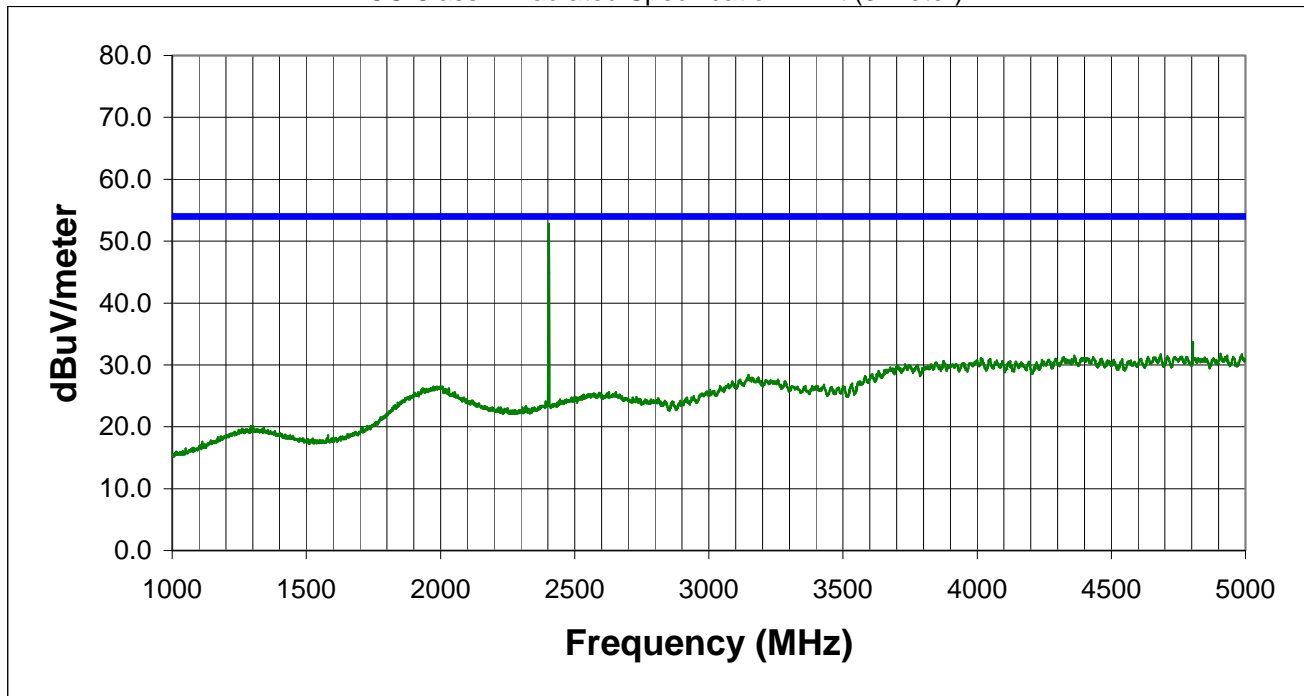
Frequency (MHz)	Meter Reading (dBuV)	Antenna Polarity	Correction Factor (dB/m)	Adjusted Level (dBuV/meter)	Specification Limit (dBuV/meter)	Margin (dB)
--------------------	-------------------------	---------------------	-----------------------------	-----------------------------------	-------------------------------------	----------------

## Northwest EMC, Inc., Radiated and Conducted Emissions Data Sheets

Rev 3.3  
10/09/99

EUT: <b>Bluetooth/Ambler</b>		Serial Number: <b>RJ050100</b>	Job Number: <b>INSC0002</b>	Date: <b>05/04/00</b>
Manufacturer: <b>Intel Corporation</b>		Test Engineer: <b>Rod Peloquin</b>	Job Site: <b>EV01</b>	
Customer Reference Number:		Software:	Power:	
Comments:	<b>DSS mode, low frequency. Antenna 'C'</b>			
			Temperature (°C): <b>21</b>	% Humidity: <b>45</b>
<b>Test System</b>				
<b>Test Equipment</b>				

FCC Class B Radiated Specification Limit (3 meter)



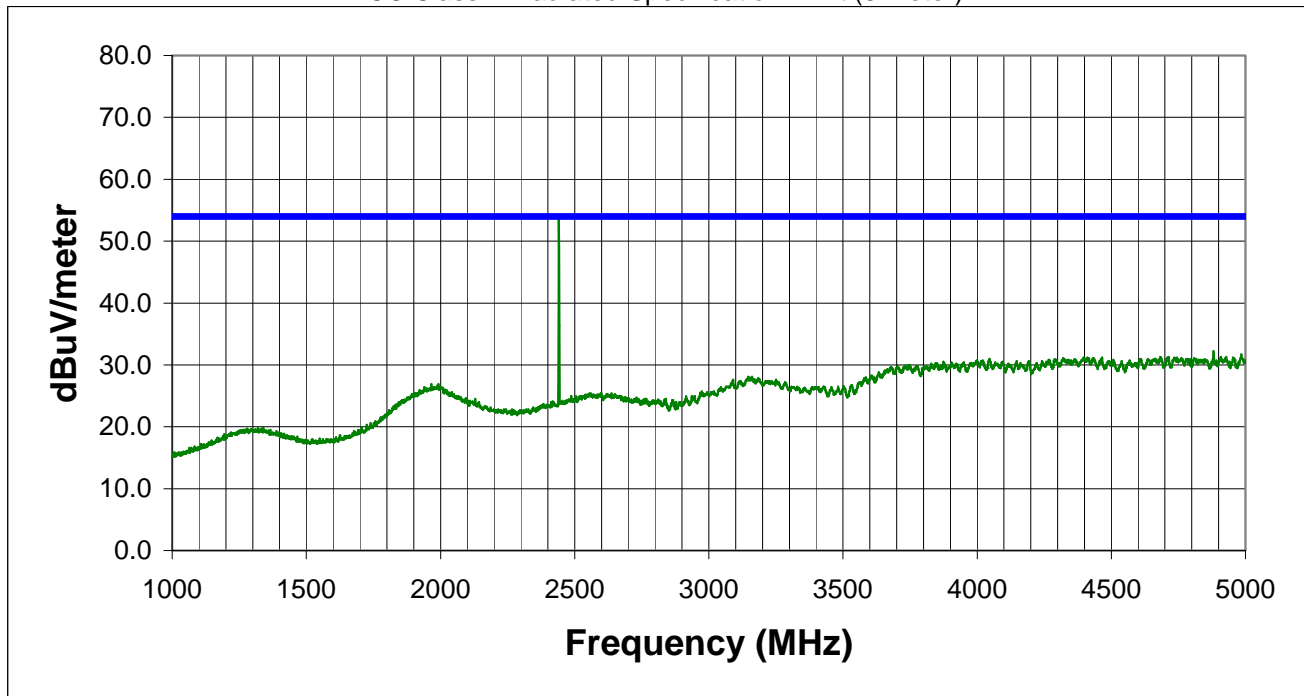
Frequency (MHz)	Meter Reading (dBuV)	Antenna Polarity	Correction Factor (dB/m)	Adjusted Level (dBuV/meter)	Specification Limit (dBuV/meter)	Margin (dB)
2402.908	55.6	Hor.	-2.8	52.8	54.0	-1.2

## Northwest EMC, Inc., Radiated and Conducted Emissions Data Sheets

Rev 3.3  
10/09/99

EUT: <b>Bluetooth/Ambler</b>	Serial Number: <b>RJ050100</b>	Job Number: <b>INSC0002</b>	Date: <b>05/04/00</b>
Manufacturer: <b>Intel Corporation</b>	Test Engineer: <b>Rod Peloquin</b>	Job Site: <b>EV01</b>	
Customer Reference Number:	Software:	Power:	
Comments: <b>DSS mode, mid frequency. Antenna 'C'</b>			
		Temperature (°C): <b>21</b>	% Humidity: <b>45</b>
<b>Test System</b>			
<b>Test Equipment</b>			

FCC Class B Radiated Specification Limit (3 meter)



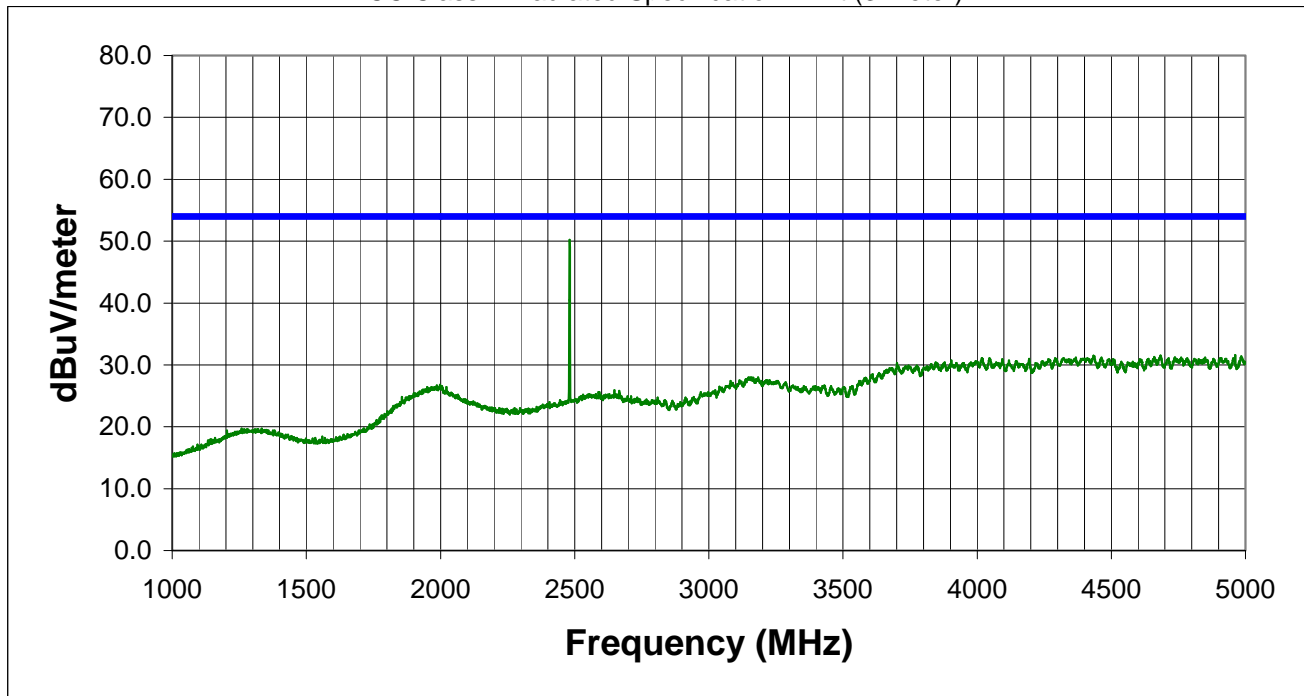
Frequency (MHz)	Meter Reading (dBuV)	Antenna Polarity	Correction Factor (dB/m)	Adjusted Level (dBuV/meter)	Specification Limit (dBuV/meter)	Margin (dB)
2440.648	56.6	Hor.	-3.0	53.6	54.0	-0.4

## Northwest EMC, Inc., Radiated and Conducted Emissions Data Sheets

Rev 3.3  
10/09/99

EUT: <b>Bluetooth/Ambler</b>		Serial Number: <b>RJ050100</b>	Job Number: <b>INSC0002</b>	Date: <b>05/04/00</b>
Manufacturer: <b>Intel Corporation</b>		Test Engineer: <b>Rod Peloquin</b>	Job Site: <b>EV01</b>	
Customer Reference Number:		Software:	Power:	
Comments:	<b>DSS mode, high frequency. Antenna 'C'</b>			
			Temperature (°C): <b>21</b>	% Humidity: <b>45</b>
<b>Test System</b>				
<b>Test Equipment</b>				

FCC Class B Radiated Specification Limit (3 meter)



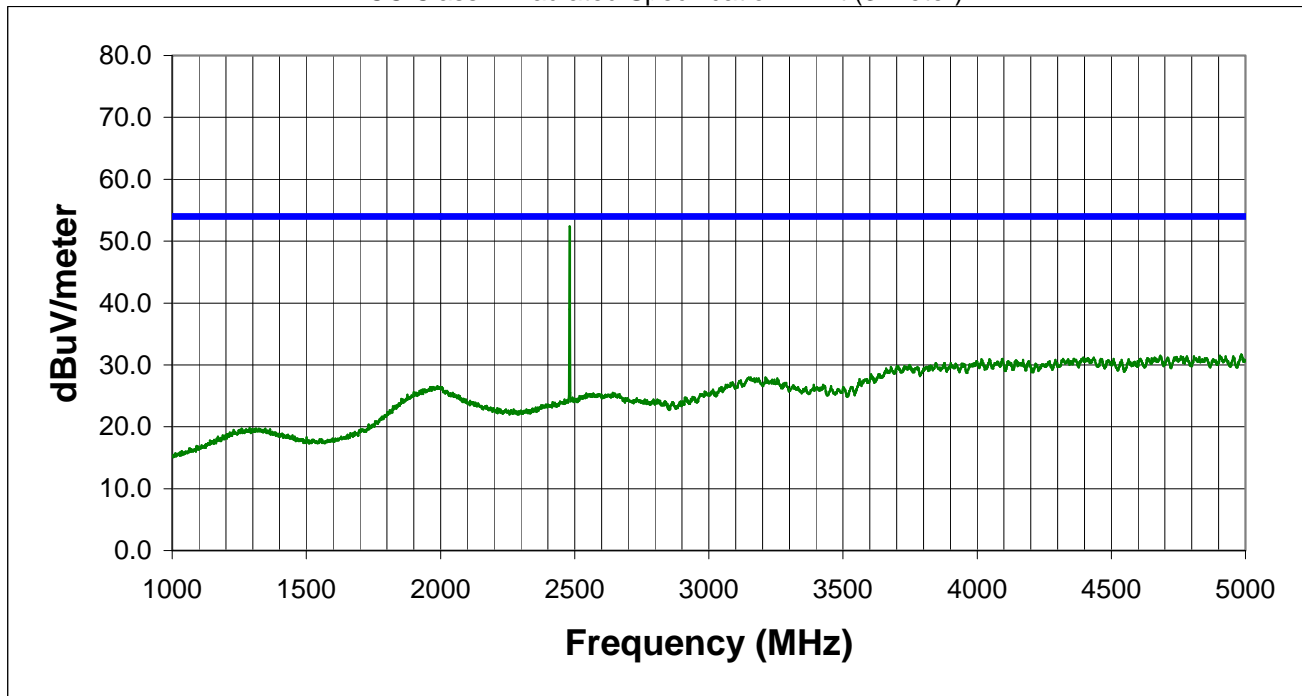
Frequency (MHz)	Meter Reading (dBuV)	Antenna Polarity	Correction Factor (dB/m)	Adjusted Level (dBuV/meter)	Specification Limit (dBuV/meter)	Margin (dB)
2480.939	53.9	Hor.	-3.2	50.7	54.0	-3.3

## Northwest EMC, Inc., Radiated and Conducted Emissions Data Sheets

Rev 3.3  
10/09/99

EUT: <b>Bluetooth/Ambler</b>		Serial Number: <b>RJ050100</b>	Job Number: <b>INSC0002</b>	Date: <b>05/04/00</b>
Manufacturer: <b>Intel Corporation</b>		Test Engineer: <b>Rod peloquin</b>	Job Site: <b>EV01</b>	
Customer Reference Number:		Software:	Power:	
Comments:	<b>No hop mode, high frequency. Antenna 'C'</b>			
			Temperature (°C): <b>22</b>	% Humidity: <b>45</b>
<b>Test System</b>				
<b>Test Equipment</b>				

FCC Class B Radiated Specification Limit (3 meter)



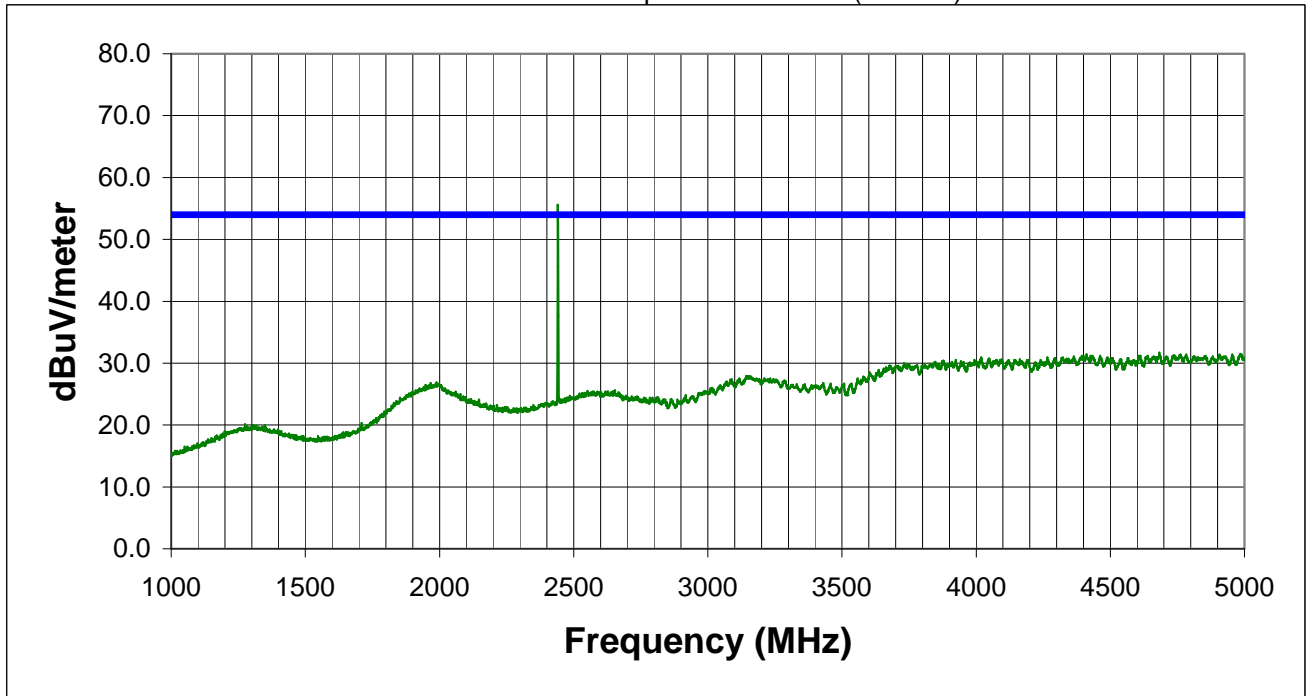
Frequency (MHz)	Meter Reading (dBuV)	Antenna Polarity	Correction Factor (dB/m)	Adjusted Level (dBuV/meter)	Specification Limit (dBuV/meter)	Margin (dB)
2480.939	56.4	Hor.	-3.2	53.2	54.0	-0.8

## Northwest EMC, Inc., Radiated and Conducted Emissions Data Sheets

Rev 3.3  
10/09/99

EUT: <b>Bluetooth/Ambler</b>		Serial Number: <b>RJ050100</b>	Job Number: <b>INSC0002</b>	Date: <b>05/04/00</b>
Manufacturer: <b>Intel Corporation</b>		Test Engineer: <b>Rod peloquin</b>	Job Site: <b>EV01</b>	
Customer Reference Number:		Software:	Power:	
Comments:	<b>No hop mode, mid frequency. Antenna 'C'</b>			
			Temperature (°C): <b>22</b>	% Humidity: <b>45</b>
<b>Test System</b>				
<b>Test Equipment</b>				

FCC Class B Radiated Specification Limit (3 meter)



Frequency (MHz)	Meter Reading (dBuV)	Antenna Polarity	Correction Factor (dB/m)	Adjusted Level (dBuV/meter)	Specification Limit (dBuV/meter)	Margin (dB)
2440.648	58.6	Hor.	-3.0	55.6	54.0	1.6
2441.158	58.6	Hor.	-3.0	55.6	54.0	1.6

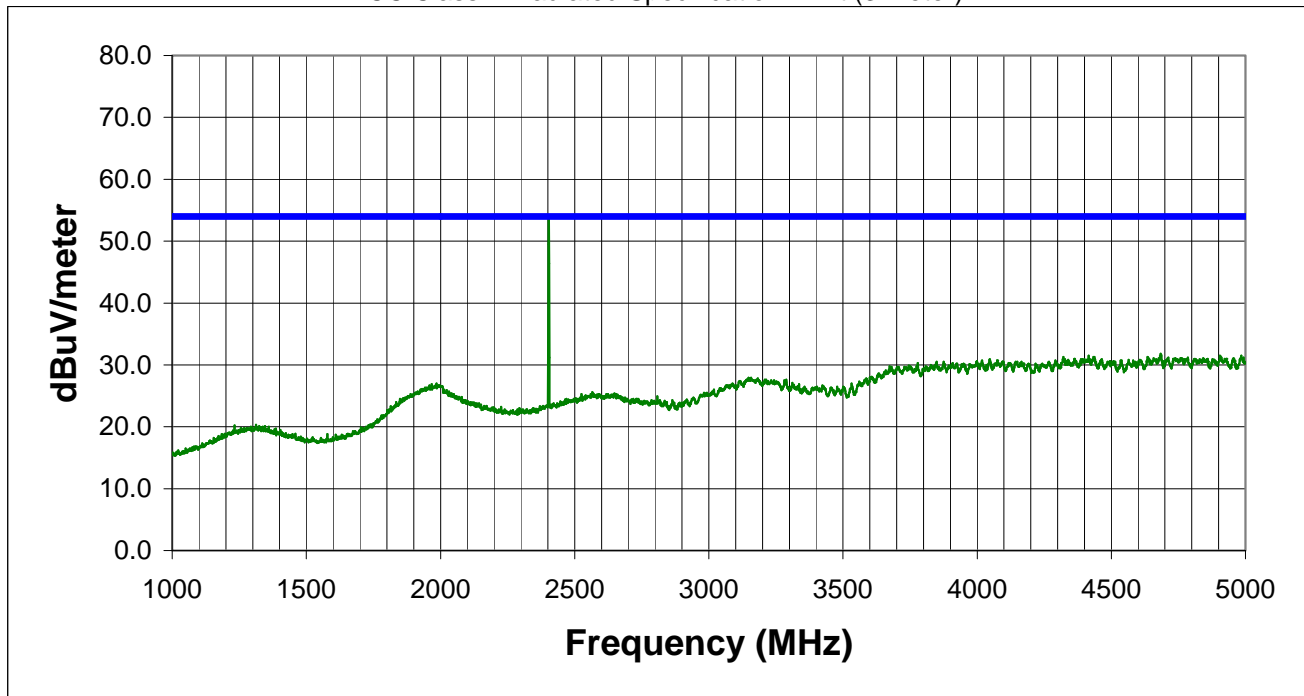


## Northwest EMC, Inc., Radiated and Conducted Emissions Data Sheets

Rev 3.3  
10/09/99

EUT: <b>Bluetooth/Ambler</b>		Serial Number: <b>RJ050100</b>	Job Number: <b>INSC0002</b>	Date: <b>05/04/00</b>
Manufacturer: <b>Intel Corporation</b>		Test Engineer: <b>Rod peloquin</b>	Job Site: <b>EV01</b>	
Customer Reference Number:		Software:	Power:	
Comments:	<b>No hop mode, low frequency. Antenna 'C'</b>			
			Temperature (°C): <b>22</b>	% Humidity: <b>45</b>
<b>Test System</b>				
<b>Test Equipment</b>				

FCC Class B Radiated Specification Limit (3 meter)



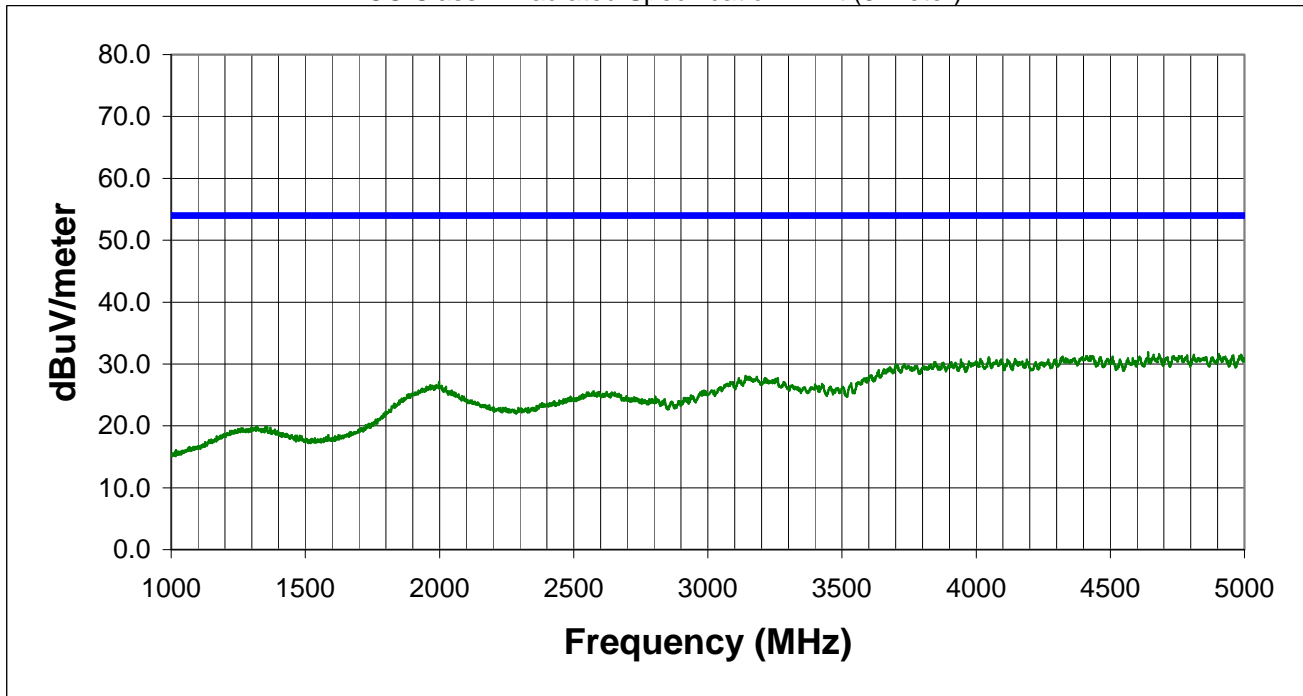
Frequency (MHz)	Meter Reading (dBuV)	Antenna Polarity	Correction Factor (dB/m)	Adjusted Level (dBuV/meter)	Specification Limit (dBuV/meter)	Margin (dB)
2402.908	56.9	Hor.	-2.8	54.1	54.0	0.1

## Northwest EMC, Inc., Radiated and Conducted Emissions Data Sheets

Rev 3.3  
10/09/99

EUT: <b>Bluetooth/Ambler</b>		Serial Number: <b>RJ050100</b>	Job Number: <b>INSC0002</b>	Date: <b>05/03/00</b>
Manufacturer: <b>Intel Corporation</b>		Test Engineer: <b>Rod peloquin</b>	Job Site: <b>EV01</b>	
Customer Reference Number:		Software:	Power:	
Comments:	<b>Receive mode, mid frequency. Antenna 'C'</b>			
			Temperature (°C): <b>22</b>	% Humidity: <b>45</b>
<b>Test System</b>				
<b>Test Equipment</b>				

FCC Class B Radiated Specification Limit (3 meter)



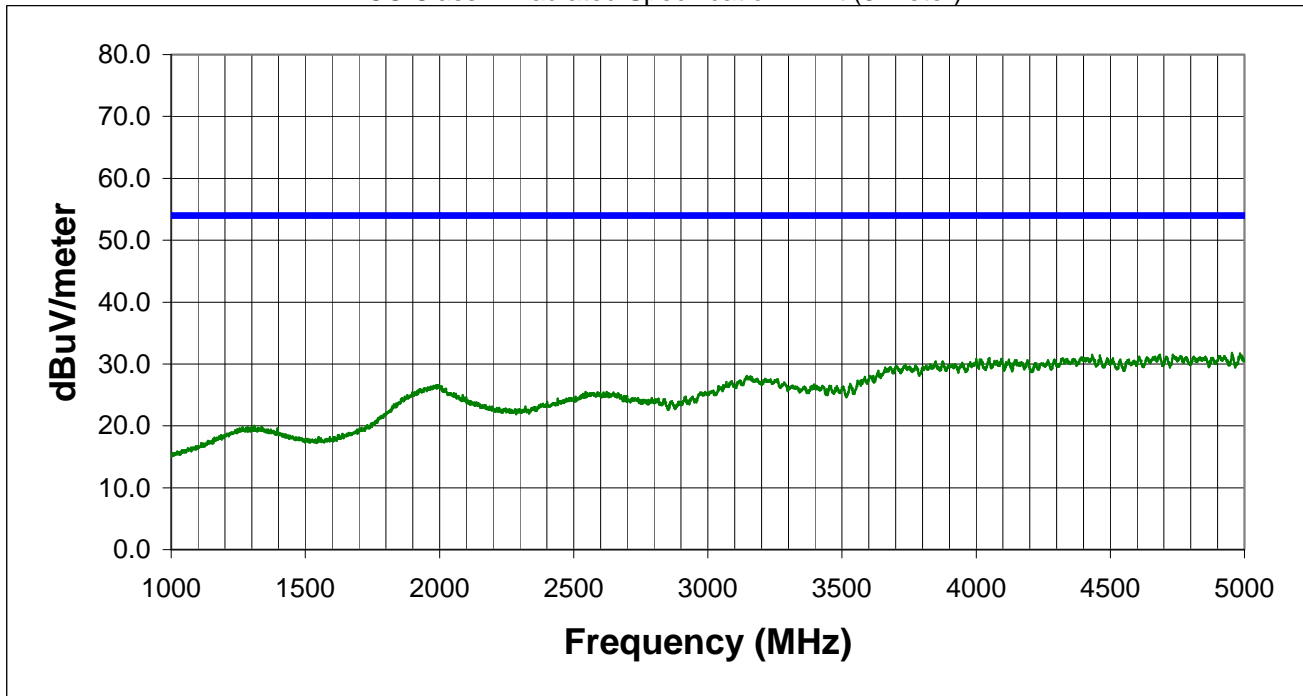
Frequency (MHz)	Meter Reading (dBuV)	Antenna Polarity	Correction Factor (dB/m)	Adjusted Level (dBuV/meter)	Specification Limit (dBuV/meter)	Margin (dB)
--------------------	-------------------------	---------------------	-----------------------------	-----------------------------------	-------------------------------------	----------------

## Northwest EMC, Inc., Radiated and Conducted Emissions Data Sheets

Rev 3.3  
10/09/99

EUT: <b>Bluetooth/Ambler</b>		Serial Number: <b>RJ050100</b>	Job Number: <b>INSC0002</b>	Date: <b>05/03/00</b>
Manufacturer: <b>Intel Corporation</b>		Test Engineer: <b>Rod peloquin</b>	Job Site: <b>EV01</b>	
Customer Reference Number:		Software:	Power:	
Comments:	<b>Receive mode, low frequency. Antenna 'C'</b>			
			Temperature (°C): <b>22</b>	% Humidity: <b>45</b>
<b>Test System</b>				
<b>Test Equipment</b>				

FCC Class B Radiated Specification Limit (3 meter)



Frequency (MHz)	Meter Reading (dBuV)	Antenna Polarity	Correction Factor (dB/m)	Adjusted Level (dBuV/meter)	Specification Limit (dBuV/meter)	Margin (dB)
--------------------	-------------------------	---------------------	-----------------------------	-----------------------------------	-------------------------------------	----------------

**Northwest EMC, Inc., Radiated and Conducted Emissions Data Sheets**

Rev 3.3  
10/09/99

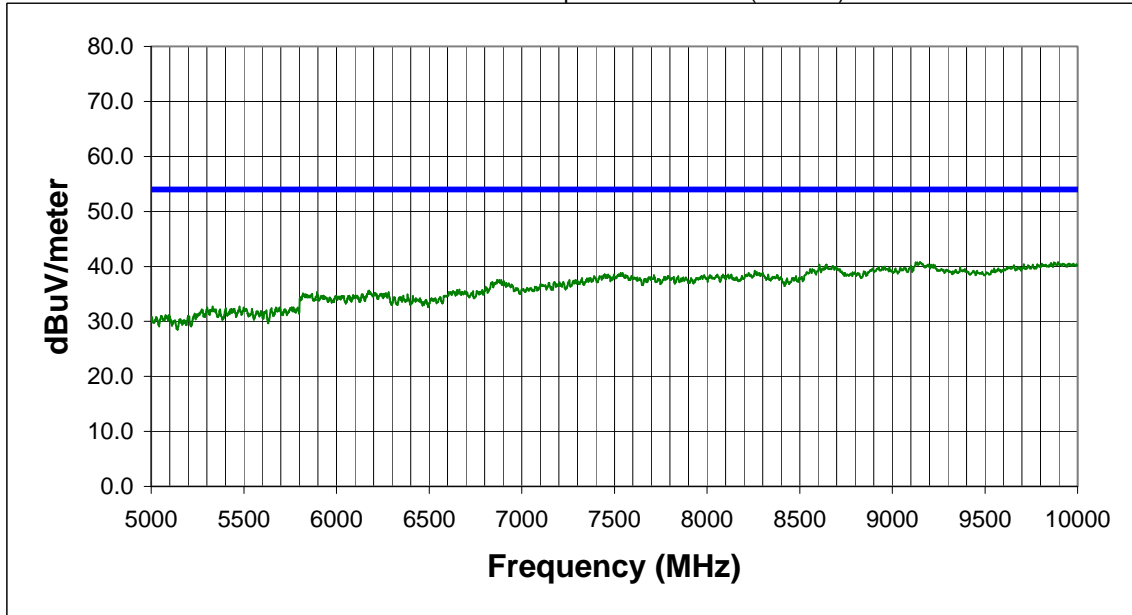
EUT: <b>Bluetooth/Ambler</b>	Serial Number: <b>RJ050100</b>	Job Number: <b>INSC0002</b>	Date: <b>05/03/00</b>
Manufacturer: <b>Intel Corporation</b>	Test Engineer: <b>Rod peloquin</b>	Job Site: <b>EV01</b>	
Customer Reference Number:	Software:	Power:	
Comments: <b>Receive mode, high frequency. Antenna 'C'</b>			

Temperature (°C): <b>22</b>	% Humidity: <b>45</b>
--------------------------------	--------------------------

**Test System**


**Test Equipment**


FCC Class B Radiated Specification Limit (3 meter)



Frequency (MHz)	Meter Reading (dBuV)	Antenna Polarity	Correction Factor (dB/m)	Adjusted Level (dBuV/meter)	Specification Limit (dBuV/meter)	Margin (dB)
9146.500	27.1	Ver.	13.7	40.8	54.0	-13.2
9899.500	26.9	Hor.	13.9	40.8	54.0	-13.2
9892.000	26.8	Hor.	13.9	40.7	54.0	-13.3
9133.000	27.0	Hor.	13.7	40.7	54.0	-13.3
9871.000	26.8	Ver.	13.9	40.7	54.0	-13.3
9124.000	27.0	Hor.	13.7	40.7	54.0	-13.3
9877.000	26.7	Hor.	13.9	40.6	54.0	-13.4
9995.500	26.5	Hor.	14.1	40.6	54.0	-13.4
9154.000	26.9	Hor.	13.7	40.6	54.0	-13.4
9845.500	26.9	Hor.	13.7	40.6	54.0	-13.4
9140.500	26.9	Hor.	13.7	40.6	54.0	-13.4
9920.500	26.6	Hor.	14.0	40.6	54.0	-13.4
9856.000	26.9	Hor.	13.7	40.6	54.0	-13.4
9881.500	26.6	Hor.	13.9	40.5	54.0	-13.5
9949.000	26.5	Hor.	14.0	40.5	54.0	-13.5
9983.500	26.4	Hor.	14.1	40.5	54.0	-13.5
9805.000	26.9	Ver.	13.6	40.5	54.0	-13.5
9976.000	26.4	Ver.	14.1	40.5	54.0	-13.5
9782.500	26.9	Ver.	13.6	40.5	54.0	-13.5
9160.000	26.9	Hor.	13.6	40.5	54.0	-13.5

**Northwest EMC, Inc., Radiated and Conducted Emissions Data Sheets**

Rev 3.3  
10/09/99

EUT: <b>Bluetooth/Ambler</b>	Serial Number: <b>RJ050100</b>	Job Number: <b>INSC0002</b>	Date: <b>05/03/00</b>
Manufacturer: <b>Intel Corporation</b>	Test Engineer: <b>Rod peloquin</b>	Job Site: <b>EV01</b>	
Customer Reference Number:	Software:	Power:	

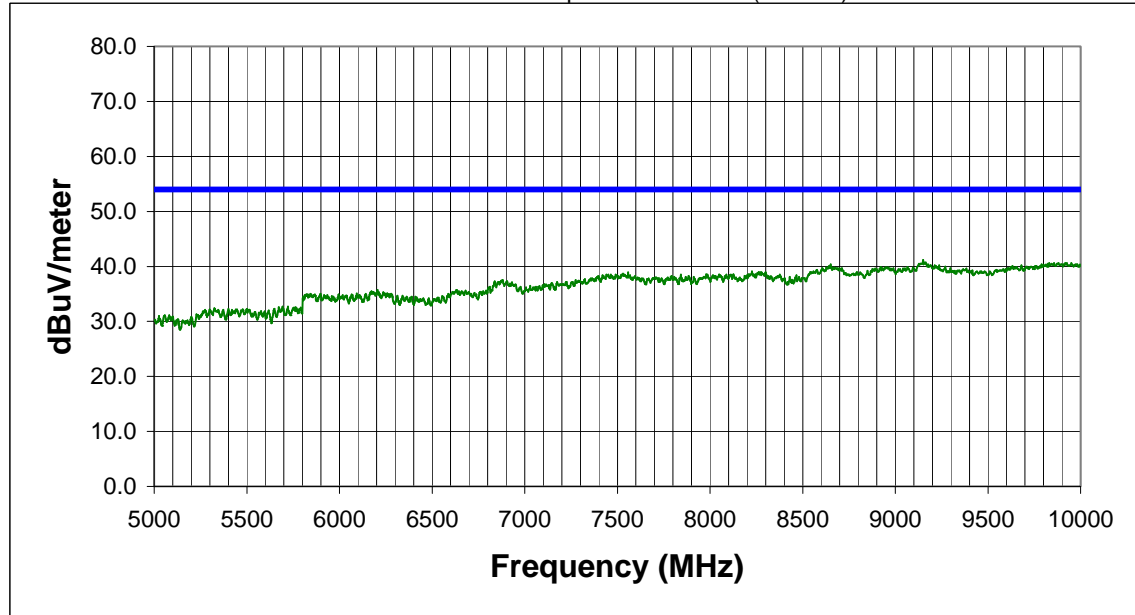
Comments: **Receive mode, mid frequency. Antenna 'C'**

Temperature (°C): <b>22</b>	% Humidity: <b>45</b>
--------------------------------	--------------------------

**Test System**


**Test Equipment**


FCC Class B Radiated Specification Limit (3 meter)



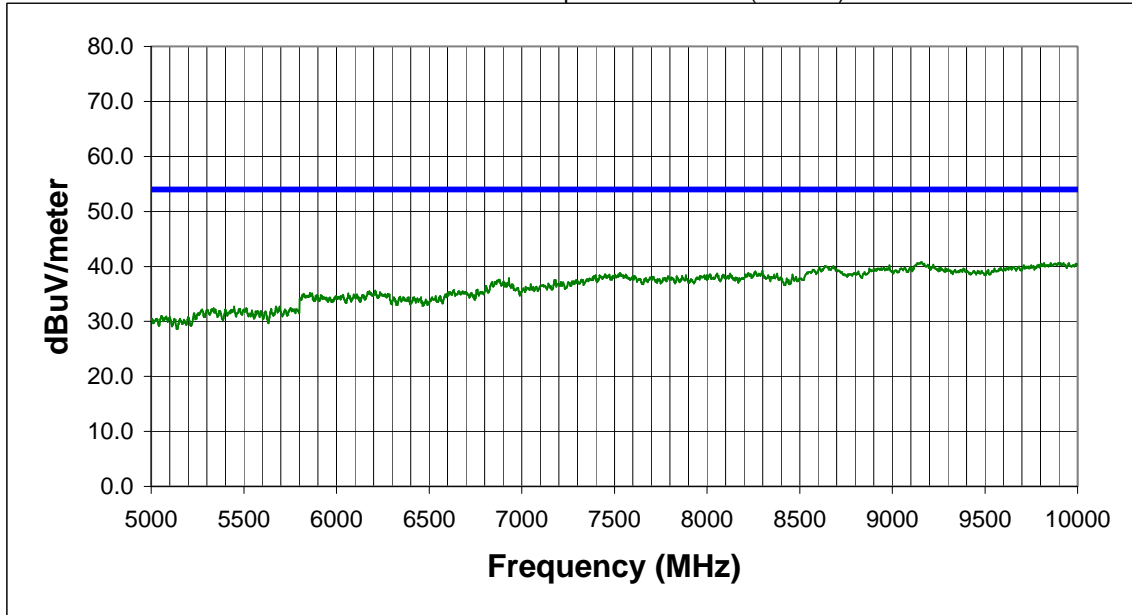
Frequency (MHz)	Meter Reading (dBuV)	Antenna Polarity	Correction Factor (dB/m)	Adjusted Level (dBuV/meter)	Specification Limit (dBuV/meter)	Margin (dB)
9148.000	27.5	Ver.	13.7	41.2	54.0	-12.8
9164.500	27.3	Hor.	13.6	40.9	54.0	-13.1
9848.500	27.1	Hor.	13.7	40.8	54.0	-13.2
9154.000	27.0	Ver.	13.7	40.7	54.0	-13.3
9896.500	26.8	Hor.	13.9	40.7	54.0	-13.3
9880.000	26.7	Hor.	13.9	40.6	54.0	-13.4
9829.000	27.0	Hor.	13.6	40.6	54.0	-13.4
9815.500	27.0	Hor.	13.6	40.6	54.0	-13.4
9875.500	26.7	Ver.	13.9	40.6	54.0	-13.4
9140.500	26.9	Hor.	13.7	40.6	54.0	-13.4
9923.500	26.6	Hor.	14.0	40.6	54.0	-13.4
9122.500	26.9	Hor.	13.7	40.6	54.0	-13.4
9191.500	27.0	Hor.	13.6	40.6	54.0	-13.4
9856.000	26.9	Hor.	13.7	40.6	54.0	-13.4
9949.000	26.6	Ver.	14.0	40.6	54.0	-13.4
9925.000	26.6	Hor.	14.0	40.6	54.0	-13.4
9916.000	26.6	Hor.	14.0	40.6	54.0	-13.4
9823.000	26.9	Ver.	13.6	40.5	54.0	-13.5
9932.500	26.5	Hor.	14.0	40.5	54.0	-13.5
9989.500	26.4	Ver.	14.1	40.5	54.0	-13.5

**Northwest EMC, Inc., Radiated and Conducted Emissions Data Sheets**

Rev 3.3  
10/09/99

EUT: <b>Bluetooth/Ambler</b>	Serial Number: <b>RJ050100</b>	Job Number: <b>INSC0002</b>	Date: <b>05/03/00</b>
Manufacturer: <b>Intel Corporation</b>	Test Engineer: <b>Rod peloquin</b>	Job Site: <b>EV01</b>	
Customer Reference Number:	Software:	Power:	
Comments: <b>Receive mode, low frequency. Antenna 'C'</b>			
		Temperature (°C): <b>22</b>	% Humidity: <b>45</b>
<b>Test System</b>			
<b>Test Equipment</b>			

FCC Class B Radiated Specification Limit (3 meter)



Frequency (MHz)	Meter Reading (dBuV)	Antenna Polarity	Correction Factor (dB/m)	Adjusted Level (dBuV/meter)	Specification Limit (dBuV/meter)	Margin (dB)
9152.500	27.1	Hor.	13.7	40.8	54.0	-13.2
9149.500	27.1	Ver.	13.7	40.8	54.0	-13.2
9875.500	26.9	Ver.	13.9	40.8	54.0	-13.2
9902.500	26.8	Ver.	13.9	40.7	54.0	-13.3
9140.500	27.0	Hor.	13.7	40.7	54.0	-13.3
9842.500	27.0	Hor.	13.7	40.7	54.0	-13.3
9920.500	26.7	Hor.	14.0	40.7	54.0	-13.3
9971.500	26.5	Hor.	14.1	40.6	54.0	-13.4
9895.000	26.7	Hor.	13.9	40.6	54.0	-13.4
9817.000	27.0	Hor.	13.6	40.6	54.0	-13.4
9133.000	26.9	Hor.	13.7	40.6	54.0	-13.4
9128.500	26.9	Hor.	13.7	40.6	54.0	-13.4
9853.000	26.9	Hor.	13.7	40.6	54.0	-13.4
9965.500	26.6	Hor.	14.0	40.6	54.0	-13.4
9952.000	26.6	Ver.	14.0	40.6	54.0	-13.4
9172.000	26.9	Hor.	13.6	40.5	54.0	-13.5
9926.500	26.5	Ver.	14.0	40.5	54.0	-13.5
9889.000	26.6	Ver.	13.9	40.5	54.0	-13.5
9994.000	26.4	Ver.	14.1	40.5	54.0	-13.5
9802.000	26.9	Hor.	13.6	40.5	54.0	-13.5

**Northwest EMC, Inc., Radiated and Conducted Emissions Data Sheets**

Rev 3.3  
10/09/99

EUT: <b>Bluetooth/Ambler</b>	Serial Number: <b>RJ050100</b>	Job Number: <b>INSC0002</b>	Date: <b>05/04/00</b>
Manufacturer: <b>Intel Corporation</b>	Test Engineer: <b>Rod peloquin</b>	Job Site: <b>EV01</b>	
Customer Reference Number:	Software:	Power:	

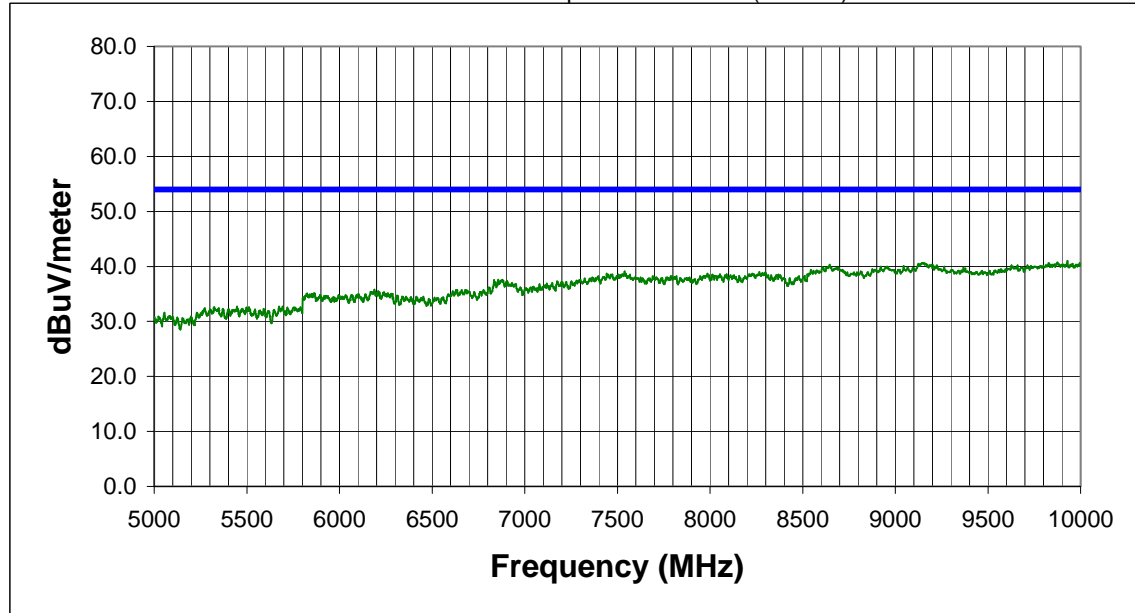
Comments: **No hop mode, low frequency. Antenna 'C'**

Temperature (°C): <b>22</b>	% Humidity: <b>45</b>
--------------------------------	--------------------------

**Test System**


**Test Equipment**


FCC Class B Radiated Specification Limit (3 meter)



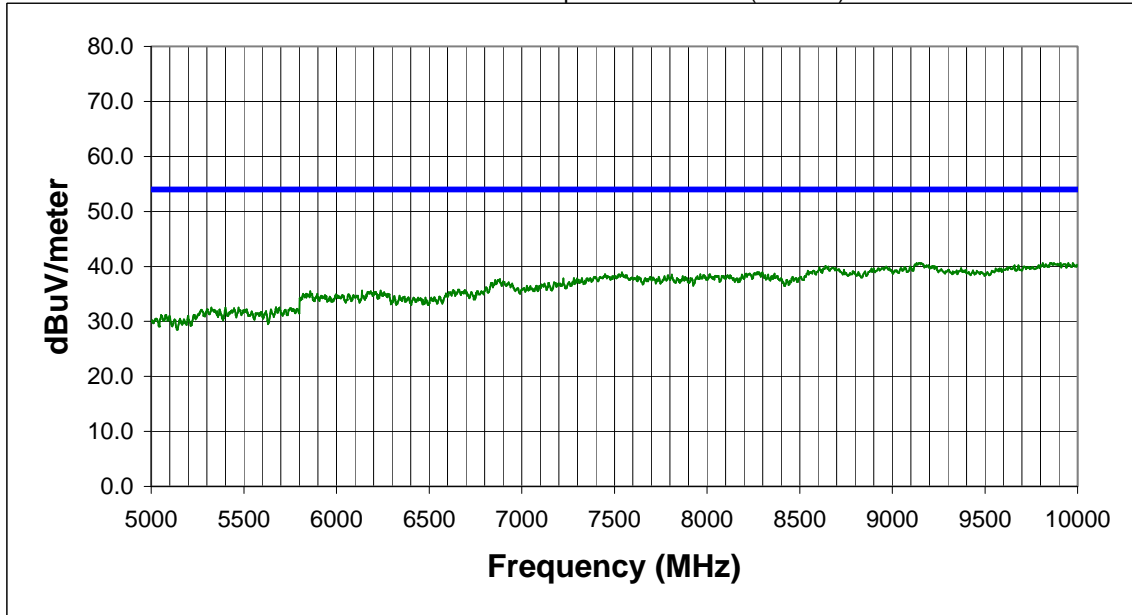
Frequency (MHz)	Meter Reading (dBuV)	Antenna Polarity	Correction Factor (dB/m)	Adjusted Level (dBuV/meter)	Specification Limit (dBuV/meter)	Margin (dB)
9928.000	27.0	Hor.	14.0	41.0	54.0	-13.0
9869.500	26.8	Ver.	13.9	40.7	54.0	-13.3
9874.000	26.8	Ver.	13.9	40.7	54.0	-13.3
9994.000	26.5	Hor.	14.1	40.6	54.0	-13.4
9826.000	27.0	Hor.	13.6	40.6	54.0	-13.4
9920.500	26.6	Ver.	14.0	40.6	54.0	-13.4
9152.500	26.9	Hor.	13.7	40.6	54.0	-13.4
9965.500	26.6	Ver.	14.0	40.6	54.0	-13.4
9140.500	26.9	Ver.	13.7	40.6	54.0	-13.4
9145.000	26.9	Hor.	13.7	40.6	54.0	-13.4
9122.500	26.9	Ver.	13.7	40.6	54.0	-13.4
9188.500	26.9	Ver.	13.6	40.5	54.0	-13.5
9191.500	26.9	Ver.	13.6	40.5	54.0	-13.5
9160.000	26.9	Hor.	13.6	40.5	54.0	-13.5
9134.500	26.8	Ver.	13.7	40.5	54.0	-13.5
9881.500	26.6	Hor.	13.9	40.5	54.0	-13.5
9829.000	26.9	Ver.	13.6	40.5	54.0	-13.5
9955.000	26.5	Ver.	14.0	40.5	54.0	-13.5
9896.500	26.6	Ver.	13.9	40.5	54.0	-13.5
9859.000	26.7	Hor.	13.7	40.4	54.0	-13.6

**Northwest EMC, Inc., Radiated and Conducted Emissions Data Sheets**

Rev 3.3  
10/09/99

EUT: <b>Bluetooth/Ambler</b>	Serial Number: <b>RJ050100</b>	Job Number: <b>INSC0002</b>	Date: <b>05/04/00</b>
Manufacturer: <b>Intel Corporation</b>	Test Engineer: <b>Rod peloquin</b>	Job Site: <b>EV01</b>	
Customer Reference Number:	Software:	Power:	
Comments: <b>No hop mode, mid frequency. Antenna 'C'</b>			
		Temperature (°C): <b>22</b>	% Humidity: <b>45</b>
<b>Test System</b>			
<b>Test Equipment</b>			

FCC Class B Radiated Specification Limit (3 meter)



Frequency (MHz)	Meter Reading (dBuV)	Antenna Polarity	Correction Factor (dB/m)	Adjusted Level (dBuV/meter)	Specification Limit (dBuV/meter)	Margin (dB)
9146.500	27.1	Ver.	13.7	40.8	54.0	-13.2
9854.500	27.1	Hor.	13.7	40.8	54.0	-13.2
9143.500	27.0	Hor.	13.7	40.7	54.0	-13.3
9869.500	26.8	Ver.	13.9	40.7	54.0	-13.3
9806.500	27.1	Hor.	13.6	40.7	54.0	-13.3
9973.000	26.5	Ver.	14.1	40.6	54.0	-13.4
9907.000	26.6	Ver.	14.0	40.6	54.0	-13.4
9152.500	26.9	Hor.	13.7	40.6	54.0	-13.4
9125.500	26.9	Hor.	13.7	40.6	54.0	-13.4
9170.500	27.0	Ver.	13.6	40.6	54.0	-13.4
9130.000	26.9	Ver.	13.7	40.6	54.0	-13.4
9859.000	26.9	Ver.	13.7	40.6	54.0	-13.4
9949.000	26.6	Ver.	14.0	40.6	54.0	-13.4
9896.500	26.6	Ver.	13.9	40.5	54.0	-13.5
9892.000	26.6	Ver.	13.9	40.5	54.0	-13.5
9160.000	26.9	Ver.	13.6	40.5	54.0	-13.5
9920.500	26.5	Ver.	14.0	40.5	54.0	-13.5
9881.500	26.6	Ver.	13.9	40.5	54.0	-13.5
9826.000	26.8	Ver.	13.6	40.4	54.0	-13.6
9874.000	26.5	Ver.	13.9	40.4	54.0	-13.6

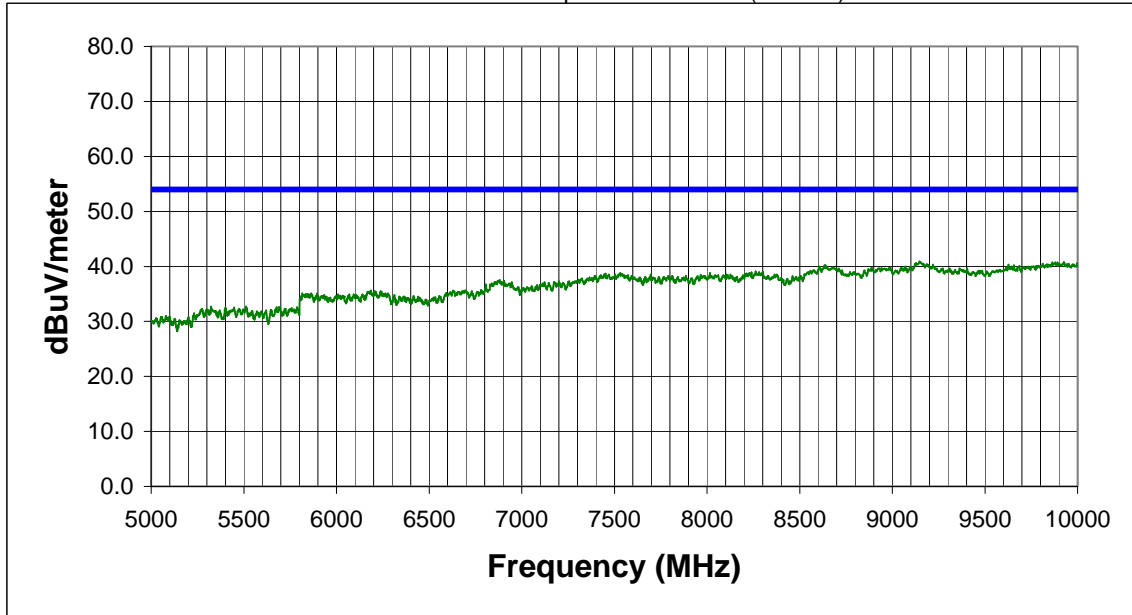


**Northwest EMC, Inc., Radiated and Conducted Emissions Data Sheets**

Rev 3.3  
10/09/99

EUT: <b>Bluetooth/Ambler</b>	Serial Number: <b>RJ050100</b>	Job Number: <b>INSC0002</b>	Date: <b>05/04/00</b>
Manufacturer: <b>Intel Corporation</b>	Test Engineer: <b>Rod peloquin</b>	Job Site: <b>EV01</b>	
Customer Reference Number:	Software:	Power:	
Comments: <b>No hop mode, high frequency. Antenna 'C'</b>			
		Temperature (°C): <b>22</b>	% Humidity: <b>45</b>
<b>Test System</b>			
<b>Test Equipment</b>			

FCC Class B Radiated Specification Limit (3 meter)



Frequency (MHz)	Meter Reading (dBuV)	Antenna Polarity	Correction Factor (dB/m)	Adjusted Level (dBuV/meter)	Specification Limit (dBuV/meter)	Margin (dB)
9926.500	27.1	Ver.	14.0	41.1	54.0	-12.9
9155.500	27.2	Hor.	13.7	40.9	54.0	-13.1
9145.000	27.2	Hor.	13.7	40.9	54.0	-13.1
9872.500	27.0	Ver.	13.9	40.9	54.0	-13.1
9869.500	26.8	Ver.	13.9	40.7	54.0	-13.3
9862.000	27.0	Hor.	13.7	40.7	54.0	-13.3
9889.000	26.8	Hor.	13.9	40.7	54.0	-13.3
9980.500	26.5	Hor.	14.1	40.6	54.0	-13.4
9997.000	26.5	Ver.	14.1	40.6	54.0	-13.4
9191.500	27.0	Hor.	13.6	40.6	54.0	-13.4
9911.500	26.6	Ver.	14.0	40.6	54.0	-13.4
9167.500	27.0	Ver.	13.6	40.6	54.0	-13.4
9131.500	26.9	Hor.	13.7	40.6	54.0	-13.4
9161.500	27.0	Hor.	13.6	40.6	54.0	-13.4
9127.000	26.9	Ver.	13.7	40.6	54.0	-13.4
9922.000	26.6	Hor.	14.0	40.6	54.0	-13.4
9137.500	26.9	Hor.	13.7	40.6	54.0	-13.4
9895.000	26.6	Hor.	13.9	40.5	54.0	-13.5
9881.500	26.6	Hor.	13.9	40.5	54.0	-13.5
9811.000	26.9	Ver.	13.6	40.5	54.0	-13.5

**Northwest EMC, Inc., Radiated and Conducted Emissions Data Sheets**

Rev 3.3  
10/09/99

EUT: <b>Bluetooth/Ambler</b>	Serial Number: <b>RJ050100</b>	Job Number: <b>INSC0002</b>	Date: <b>05/04/00</b>
Manufacturer: <b>Intel Corporation</b>	Test Engineer: <b>Rod Peloquin</b>	Job Site: <b>EV01</b>	
Customer Reference Number:	Software:	Power:	

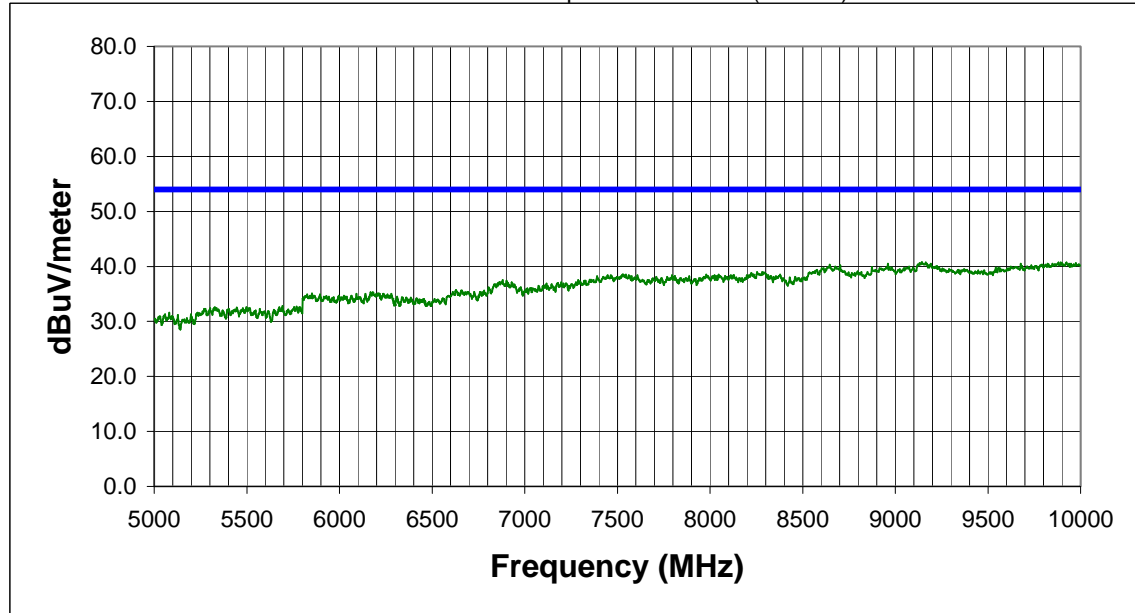
Comments: **DSS mode, high frequency. Antenna 'C'**

Temperature (°C): <b>21</b>	% Humidity: <b>45</b>
--------------------------------	--------------------------

**Test System**


**Test Equipment**


FCC Class B Radiated Specification Limit (3 meter)



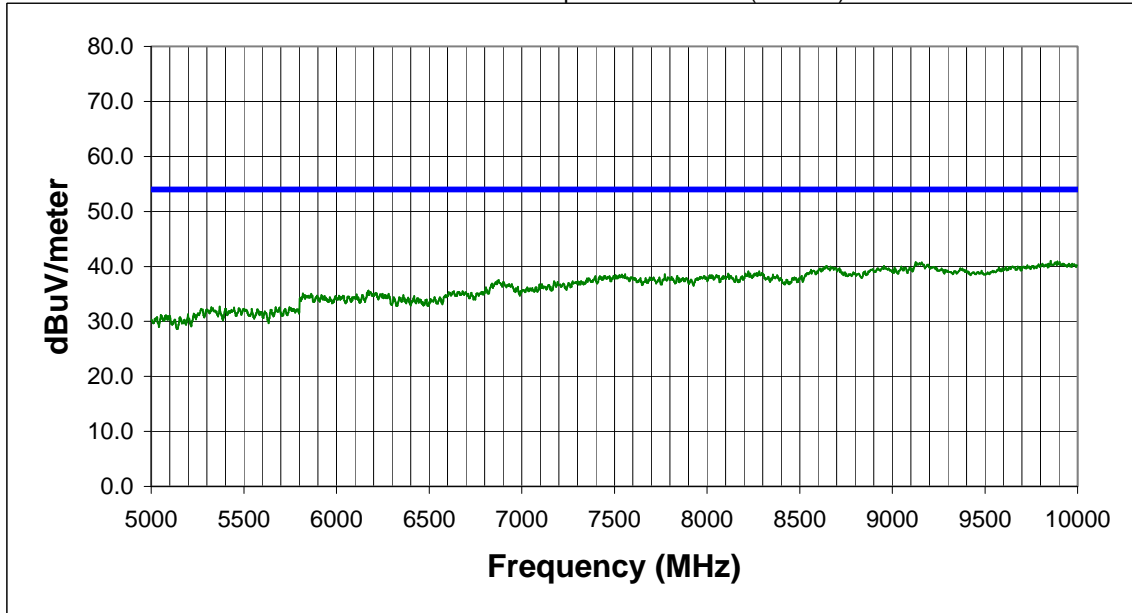
Frequency (MHz)	Meter Reading (dBuV)	Antenna Polarity	Correction Factor (dB/m)	Adjusted Level (dBuV/meter)	Specification Limit (dBuV/meter)	Margin (dB)
9875.500	27.3	Ver.	13.9	41.2	54.0	-12.8
9142.000	27.1	Ver.	13.7	40.8	54.0	-13.2
9887.500	26.9	Ver.	13.9	40.8	54.0	-13.2
9983.500	26.6	Ver.	14.1	40.7	54.0	-13.3
9880.000	26.8	Ver.	13.9	40.7	54.0	-13.3
9922.000	26.7	Ver.	14.0	40.7	54.0	-13.3
9146.500	27.0	Hor.	13.7	40.7	54.0	-13.3
9163.000	27.1	Ver.	13.6	40.7	54.0	-13.3
9973.000	26.5	Hor.	14.1	40.6	54.0	-13.4
9898.000	26.7	Ver.	13.9	40.6	54.0	-13.4
9818.500	27.0	Ver.	13.6	40.6	54.0	-13.4
9950.500	26.6	Ver.	14.0	40.6	54.0	-13.4
9152.500	26.9	Hor.	13.7	40.6	54.0	-13.4
9130.000	26.9	Ver.	13.7	40.6	54.0	-13.4
9998.500	26.5	Ver.	14.1	40.6	54.0	-13.4
9190.000	26.9	Hor.	13.6	40.5	54.0	-13.5
9968.500	26.4	Ver.	14.1	40.5	54.0	-13.5
9860.500	26.8	Hor.	13.7	40.5	54.0	-13.5
9946.000	26.5	Hor.	14.0	40.5	54.0	-13.5
9188.500	26.9	Hor.	13.6	40.5	54.0	-13.5

**Northwest EMC, Inc., Radiated and Conducted Emissions Data Sheets**

Rev 3.3  
10/09/99

EUT: <b>Bluetooth/Ambler</b>	Serial Number: <b>RJ050100</b>	Job Number: <b>INSC0002</b>	Date: <b>05/04/00</b>
Manufacturer: <b>Intel Corporation</b>	Test Engineer: <b>Rod Peloquin</b>	Job Site: <b>EV01</b>	
Customer Reference Number:	Software:	Power:	
Comments: <b>DSS mode, mid frequency. Antenna 'C'</b>			
		Temperature (°C): <b>21</b>	% Humidity: <b>45</b>
<b>Test System</b>			
<b>Test Equipment</b>			

FCC Class B Radiated Specification Limit (3 meter)



Frequency (MHz)	Meter Reading (dBuV)	Antenna Polarity	Correction Factor (dB/m)	Adjusted Level (dBuV/meter)	Specification Limit (dBuV/meter)	Margin (dB)
9893.500	27.1	Hor.	13.9	41.0	54.0	-13.0
9853.000	27.3	Hor.	13.7	41.0	54.0	-13.0
9124.000	27.1	Ver.	13.7	40.8	54.0	-13.2
9901.000	26.9	Ver.	13.9	40.8	54.0	-13.2
9875.500	26.9	Ver.	13.9	40.8	54.0	-13.2
9146.500	27.0	Hor.	13.7	40.7	54.0	-13.3
9883.000	26.8	Hor.	13.9	40.7	54.0	-13.3
9155.500	27.0	Hor.	13.7	40.7	54.0	-13.3
9130.000	26.9	Ver.	13.7	40.6	54.0	-13.4
9953.500	26.6	Hor.	14.0	40.6	54.0	-13.4
9143.500	26.9	Ver.	13.7	40.6	54.0	-13.4
9920.500	26.6	Ver.	14.0	40.6	54.0	-13.4
9916.000	26.5	Hor.	14.0	40.5	54.0	-13.5
9119.500	26.7	Ver.	13.8	40.5	54.0	-13.5
9808.000	26.9	Hor.	13.6	40.5	54.0	-13.5
9866.500	26.8	Ver.	13.7	40.5	54.0	-13.5
9841.000	26.8	Hor.	13.7	40.5	54.0	-13.5
9970.000	26.4	Ver.	14.1	40.5	54.0	-13.5
9842.500	26.8	Ver.	13.7	40.5	54.0	-13.5
9995.500	26.3	Hor.	14.1	40.4	54.0	-13.6

**Northwest EMC, Inc., Radiated and Conducted Emissions Data Sheets**

Rev 3.3  
10/09/99

EUT: <b>Bluetooth/Ambler</b>	Serial Number: <b>RJ050100</b>	Job Number: <b>INSC0002</b>	Date: <b>05/04/00</b>
Manufacturer: <b>Intel Corporation</b>	Test Engineer: <b>Rod Peloquin</b>	Job Site: <b>EV01</b>	
Customer Reference Number:	Software:	Power:	

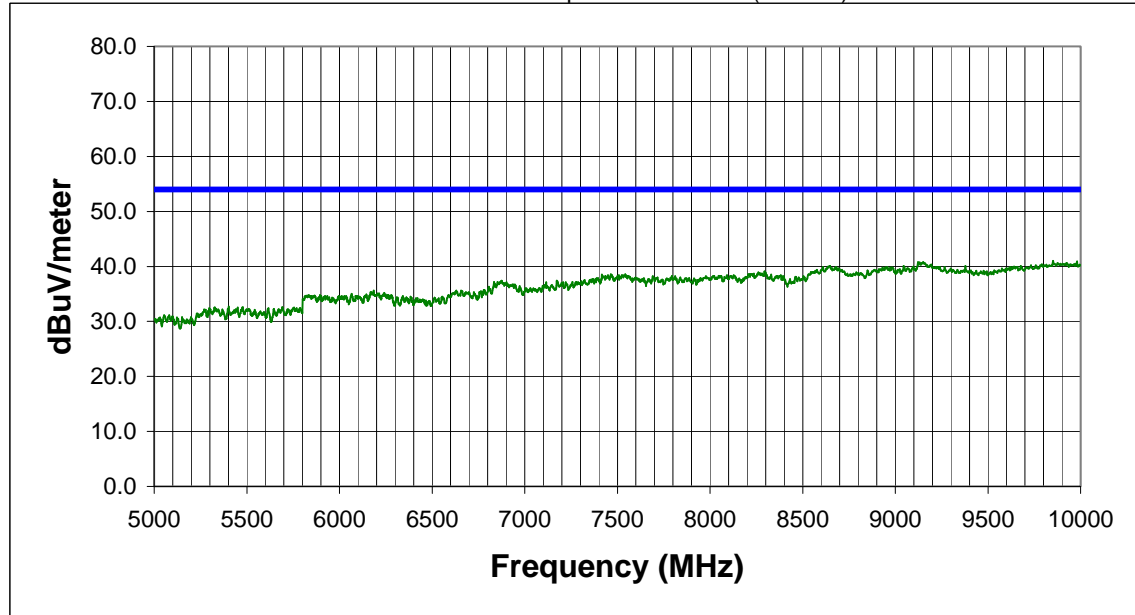
Comments: **DSS mode, low frequency. Antenna 'C'**

Temperature (°C): <b>21</b>	% Humidity: <b>45</b>
--------------------------------	--------------------------

**Test System**


**Test Equipment**


FCC Class B Radiated Specification Limit (3 meter)



Frequency (MHz)	Meter Reading (dBuV)	Antenna Polarity	Correction Factor (dB/m)	Adjusted Level (dBuV/meter)	Specification Limit (dBuV/meter)	Margin (dB)
9850.000	27.3	Ver.	13.7	41.0	54.0	-13.0
9979.000	26.8	Ver.	14.1	40.9	54.0	-13.1
9148.000	27.1	Hor.	13.7	40.8	54.0	-13.2
9143.500	27.1	Ver.	13.7	40.8	54.0	-13.2
9121.000	27.0	Hor.	13.8	40.8	54.0	-13.2
9857.500	27.0	Hor.	13.7	40.7	54.0	-13.3
9953.500	26.7	Hor.	14.0	40.7	54.0	-13.3
9893.500	26.8	Hor.	13.9	40.7	54.0	-13.3
9130.000	27.0	Hor.	13.7	40.7	54.0	-13.3
9155.500	27.0	Hor.	13.7	40.7	54.0	-13.3
9905.500	26.7	Hor.	14.0	40.7	54.0	-13.3
9881.500	26.7	Ver.	13.9	40.6	54.0	-13.4
9874.000	26.7	Ver.	13.9	40.6	54.0	-13.4
9125.500	26.9	Ver.	13.7	40.6	54.0	-13.4
9925.000	26.6	Hor.	14.0	40.6	54.0	-13.4
9922.000	26.6	Hor.	14.0	40.6	54.0	-13.4
9191.500	27.0	Ver.	13.6	40.6	54.0	-13.4
9164.500	27.0	Hor.	13.6	40.6	54.0	-13.4
9899.500	26.6	Hor.	13.9	40.5	54.0	-13.5
9916.000	26.5	Ver.	14.0	40.5	54.0	-13.5

**Northwest EMC, Inc., Radiated and Conducted Emissions Data Sheets**

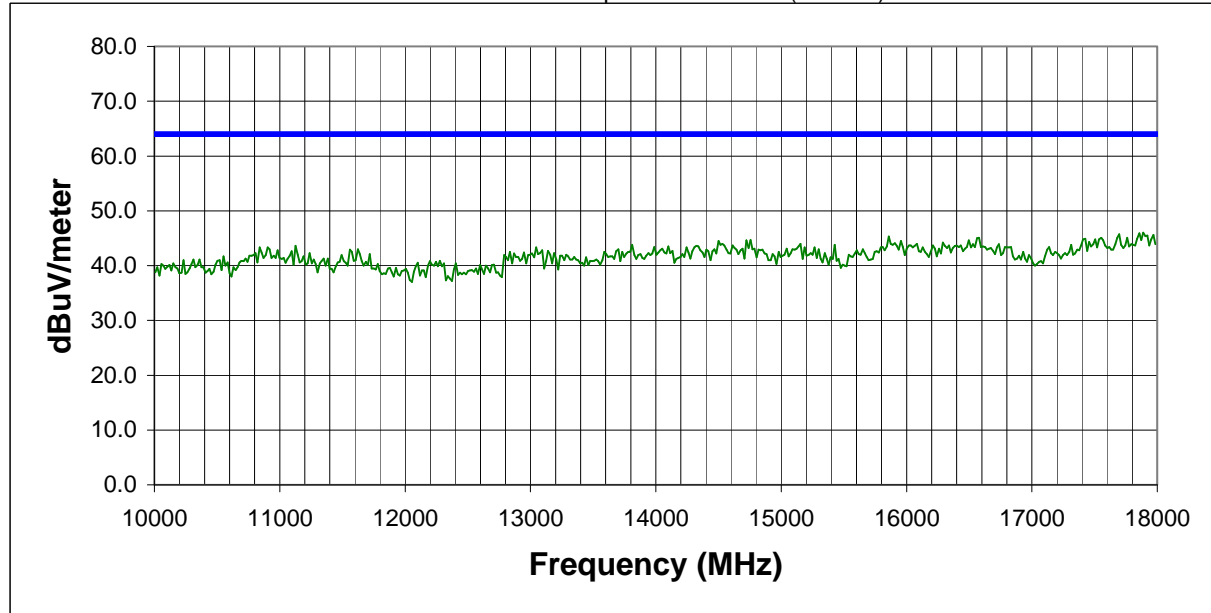
Rev 3.3  
10/09/99

EUT: <b>Bluetooth/Ambler</b>	Serial Number: <b>RJ050100</b>	Job Number: <b>INSC00y2</b>	Date: <b>05/08/00</b>
Manufacturer: <b>Intel Corporation</b>	Test Engineer: <b>Rod Peloquin</b>	Job Site: <b>EV01</b>	
Customer Reference Number:	Software:	Power:	
Comments:	<b>No hop mode, low frequency, Antenna 'C'</b>		
		Temperature (°C): <b>21</b>	% Humidity: <b>60</b>

**Test System**


**Test Equipment**


FCC Class B Radiated Specification Limit (1 meter)



Frequency (MHz)	Meter Reading (dBuV)	Antenna Polarity	Correction Factor (dB/m)	Adjusted Level (dBuV/meter)	Specification Limit (dBuV/meter)	Margin (dB)
17808.369	31.6	Hor.	15.3	46.9	64.0	-17.1
17920.260	30.7	Hor.	15.6	46.3	64.0	-17.7
17776.400	31.1	Ver.	15.2	46.3	64.0	-17.7
17992.188	30.2	Ver.	15.9	46.1	64.0	-17.9
17880.301	30.5	Ver.	15.5	46.0	64.0	-18.0
17848.330	30.4	Ver.	15.5	45.9	64.0	-18.1
17688.480	30.8	Hor.	14.9	45.7	64.0	-18.3
17960.221	29.8	Hor.	15.8	45.6	64.0	-18.4
16657.490	33.6	Ver.	11.9	45.5	64.0	-18.5
17424.740	31.6	Ver.	13.8	45.4	64.0	-18.6
15850.280	33.9	Ver.	11.4	45.3	64.0	-18.7
16513.631	33.3	Hor.	11.9	45.2	64.0	-18.8
17504.660	30.9	Hor.	14.2	45.1	64.0	-18.9
16569.580	33.2	Hor.	11.9	45.1	64.0	-18.9
17544.631	30.7	Ver.	14.4	45.1	64.0	-18.9
17568.600	30.6	Ver.	14.5	45.1	64.0	-18.9
17456.711	31.0	Ver.	14.0	45.0	64.0	-19.0
16449.699	33.1	Hor.	11.7	44.8	64.0	-19.2
14531.570	32.0	Hor.	12.7	44.7	64.0	-19.3
16785.369	32.8	Hor.	11.9	44.7	64.0	-19.3

**Northwest EMC, Inc., Radiated and Conducted Emissions Data Sheets**

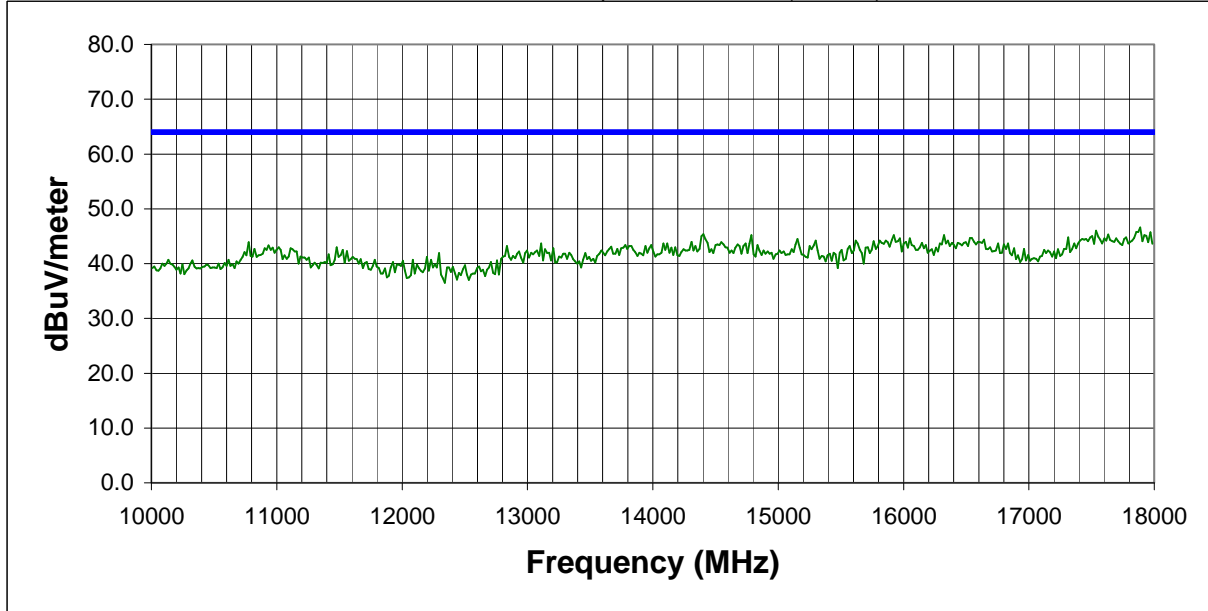
Rev 3.3  
10/09/99

EUT: <b>Bluetooth/Ambler</b>	Serial Number: <b>RJ050100</b>	Job Number: <b>INSC00y2</b>	Date: <b>05/08/00</b>
Manufacturer: <b>Intel Corporation</b>	Test Engineer: <b>Rod Peloquin</b>	Job Site: <b>EV01</b>	
Customer Reference Number:	Software:	Power:	
Comments: <b>No hop mode, mid frequency, Antenna 'C'</b>		Temperature (°C): <b>21</b>	% Humidity: <b>60</b>

**Test System**


**Test Equipment**


FCC Class B Radiated Specification Limit (1 meter)



Frequency (MHz)	Meter Reading (dBuV)	Antenna Polarity	Correction Factor (dB/m)	Adjusted Level (dBuV/meter)	Specification Limit (dBuV/meter)	Margin (dB)
17880.301	31.1	Hor.	15.5	46.6	64.0	-17.4
17528.641	31.7	Hor.	14.3	46.0	64.0	-18.0
16513.631	34.0	Hor.	11.9	45.9	64.0	-18.1
17848.330	30.3	Ver.	15.5	45.8	64.0	-18.2
17960.221	29.9	Hor.	15.8	45.7	64.0	-18.3
17776.400	30.5	Hor.	15.2	45.7	64.0	-18.3
17488.680	31.5	Ver.	14.2	45.7	64.0	-18.3
17456.711	31.5	Ver.	14.0	45.5	64.0	-18.5
14395.700	32.8	Ver.	12.6	45.4	64.0	-18.6
17792.381	30.2	Ver.	15.2	45.4	64.0	-18.6
17624.551	30.6	Hor.	14.7	45.3	64.0	-18.7
17912.270	29.6	Ver.	15.6	45.2	64.0	-18.8
15914.220	33.7	Ver.	11.5	45.2	64.0	-18.8
14779.330	32.7	Ver.	12.5	45.2	64.0	-18.8
16313.830	33.5	Ver.	11.7	45.2	64.0	-18.8
14379.720	32.4	Hor.	12.6	45.0	64.0	-19.0
15954.180	33.4	Ver.	11.5	44.9	64.0	-19.1
14723.380	32.4	Ver.	12.5	44.9	64.0	-19.1
16497.650	32.9	Ver.	11.9	44.8	64.0	-19.2
17304.859	31.5	Hor.	13.3	44.8	64.0	-19.2

**Northwest EMC, Inc., Radiated and Conducted Emissions Data Sheets**

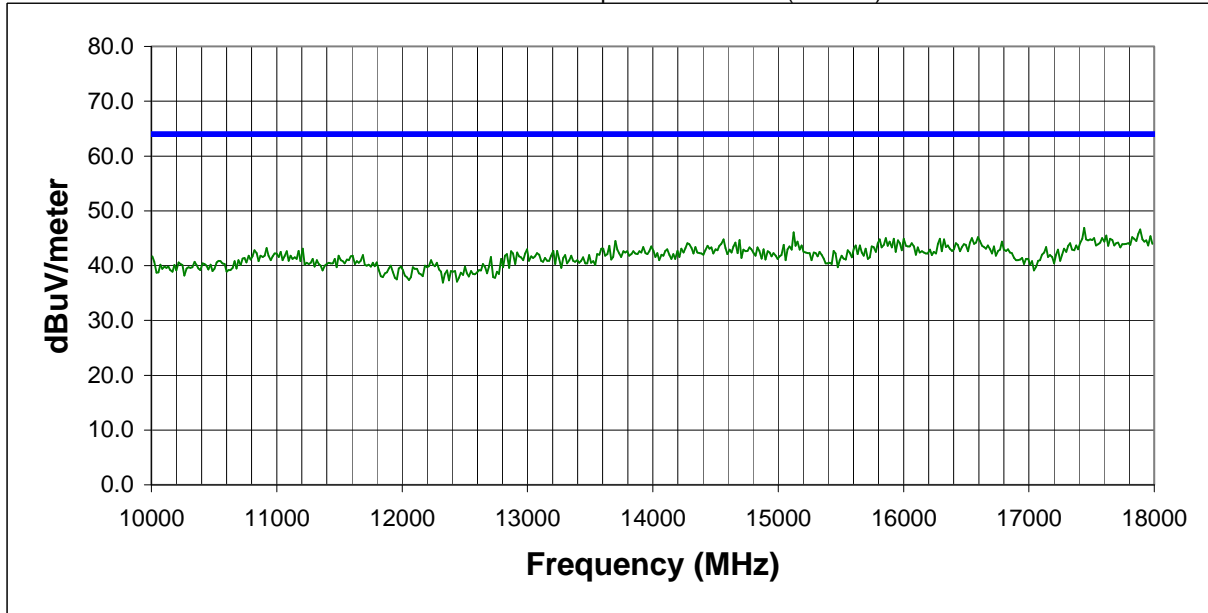
Rev 3.3  
10/09/99

EUT: <b>Bluetooth/Ambler</b>	Serial Number: <b>RJ050100</b>	Job Number: <b>INSC00y2</b>	Date: <b>05/08/00</b>
Manufacturer: <b>Intel Corporation</b>	Test Engineer: <b>Rod Peloquin</b>	Job Site: <b>EV01</b>	
Customer Reference Number:	Software:	Power:	
Comments:	<b>No hop mode, high frequency, Antenna 'C'</b>		
		Temperature (°C): <b>21</b>	% Humidity: <b>60</b>

**Test System**


**Test Equipment**


FCC Class B Radiated Specification Limit (1 meter)



Frequency (MHz)	Meter Reading (dBuV)	Antenna Polarity	Correction Factor (dB/m)	Adjusted Level (dBuV/meter)	Specification Limit (dBuV/meter)	Margin (dB)
17432.730	33.0	Ver.	13.9	46.9	64.0	-17.1
17880.301	31.1	Ver.	15.5	46.6	64.0	-17.4
15115.000	34.0	Hor.	12.1	46.1	64.0	-17.9
17864.311	30.3	Hor.	15.5	45.8	64.0	-18.2
15890.240	34.0	Hor.	11.5	45.5	64.0	-18.5
17608.561	30.9	Hor.	14.6	45.5	64.0	-18.5
17960.221	29.6	Hor.	15.8	45.4	64.0	-18.6
17488.680	31.1	Hor.	14.2	45.3	64.0	-18.7
16585.561	33.3	Ver.	11.9	45.2	64.0	-18.8
17816.359	29.9	Hor.	15.3	45.2	64.0	-18.8
17696.480	30.1	Ver.	14.9	45.0	64.0	-19.0
16537.609	33.2	Ver.	11.8	45.0	64.0	-19.0
17512.660	30.8	Ver.	14.2	45.0	64.0	-19.0
16497.650	33.1	Hor.	11.9	45.0	64.0	-19.0
15850.280	33.6	Hor.	11.4	45.0	64.0	-19.0
17576.590	30.5	Hor.	14.5	45.0	64.0	-19.0
16281.860	33.2	Hor.	11.7	44.9	64.0	-19.1
15994.140	33.3	Ver.	11.6	44.9	64.0	-19.1
17640.529	30.2	Hor.	14.7	44.9	64.0	-19.1
17416.750	31.1	Ver.	13.8	44.9	64.0	-19.1

**Northwest EMC, Inc., Radiated and Conducted Emissions Data Sheets**

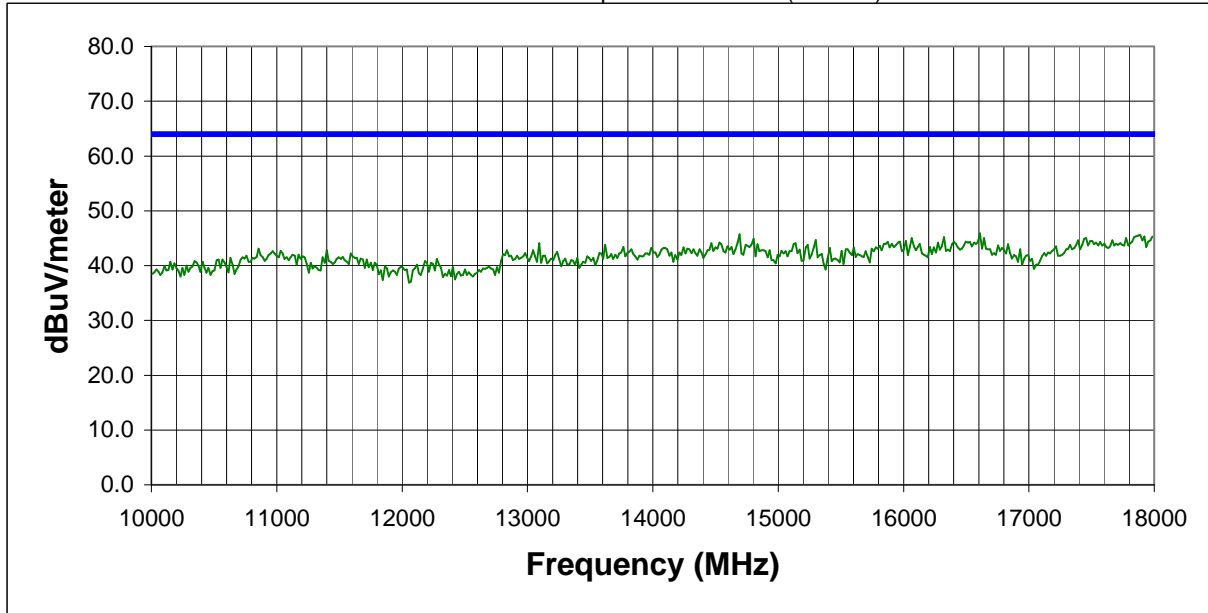
Rev 3.3  
10/09/99

EUT: <b>Bluetooth/Ambler</b>	Serial Number: <b>RJ050100</b>	Job Number: <b>INSC00y2</b>	Date: <b>05/08/00</b>
Manufacturer: <b>Intel Corporation</b>	Test Engineer: <b>Rod Peloquin</b>	Job Site: <b>EV01</b>	
Customer Reference Number:	Software:	Power:	
Comments:	<b>Receive mode, high frequency, Antenna 'C'</b>		
		Temperature (°C): <b>21</b>	% Humidity: <b>60</b>

**Test System**


**Test Equipment**


FCC Class B Radiated Specification Limit (1 meter)



Frequency (MHz)	Meter Reading (dBuV)	Antenna Polarity	Correction Factor (dB/m)	Adjusted Level (dBuV/meter)	Specification Limit (dBuV/meter)	Margin (dB)
17952.230	30.2	Ver.	15.8	46.0	64.0	-18.0
17424.740	32.2	Hor.	13.8	46.0	64.0	-18.0
17904.270	30.3	Hor.	15.6	45.9	64.0	-18.1
16601.551	34.0	Hor.	11.9	45.9	64.0	-18.1
15794.340	34.4	Hor.	11.4	45.8	64.0	-18.2
16385.760	34.0	Ver.	11.7	45.7	64.0	-18.3
14683.420	33.1	Hor.	12.6	45.7	64.0	-18.3
17808.369	30.3	Hor.	15.3	45.6	64.0	-18.4
16002.130	33.9	Ver.	11.6	45.5	64.0	-18.5
17864.311	30.0	Ver.	15.5	45.5	64.0	-18.5
17504.660	31.2	Hor.	14.2	45.4	64.0	-18.6
17456.711	31.4	Hor.	14.0	45.4	64.0	-18.6
16577.570	33.4	Hor.	11.9	45.3	64.0	-18.7
16257.880	33.6	Hor.	11.7	45.3	64.0	-18.7
16313.830	33.5	Ver.	11.7	45.2	64.0	-18.8
15906.230	33.6	Hor.	11.5	45.1	64.0	-18.9
16058.080	33.4	Hor.	11.6	45.0	64.0	-19.0
17768.410	29.8	Hor.	15.2	45.0	64.0	-19.0
16449.699	33.3	Hor.	11.7	45.0	64.0	-19.0
16633.520	33.2	Hor.	11.8	45.0	64.0	-19.0



**Northwest EMC, Inc., Radiated and Conducted Emissions Data Sheets**

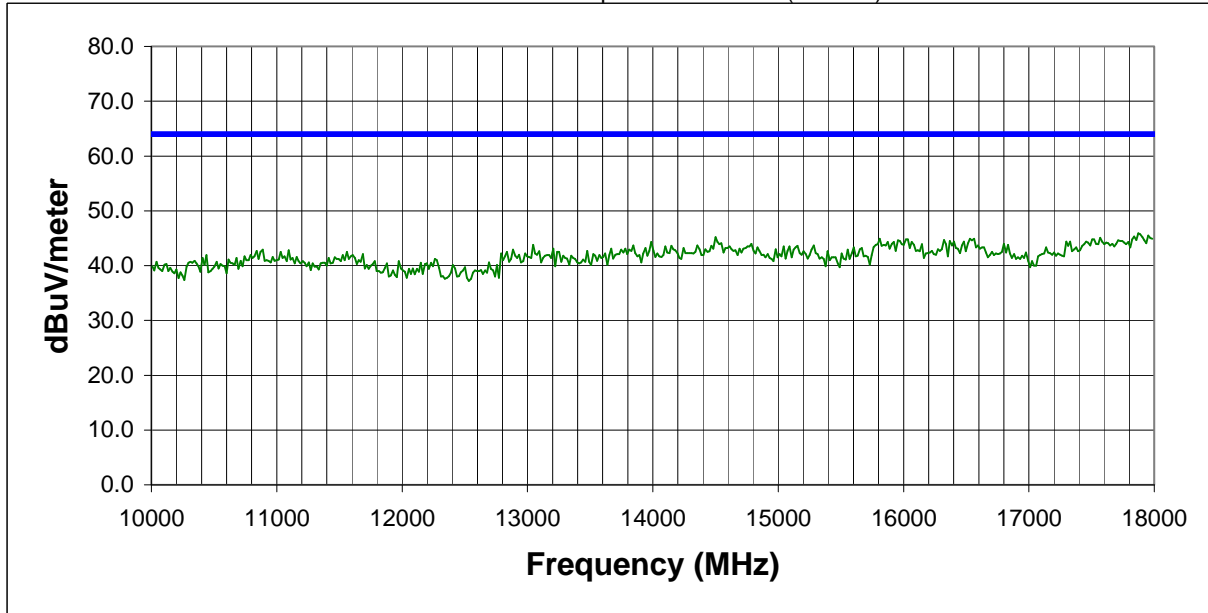
Rev 3.3  
10/09/99

EUT: <b>Bluetooth/Ambler</b>	Serial Number: <b>RJ050100</b>	Job Number: <b>INSC00y2</b>	Date: <b>05/08/00</b>
Manufacturer: <b>Intel Corporation</b>	Test Engineer: <b>Rod Peloquin</b>	Job Site: <b>EV01</b>	
Customer Reference Number:	Software:	Power:	
Comments:	<b>Receive mode, mid frequency, Antenna 'C'</b>		
		Temperature (°C): <b>21</b>	% Humidity: <b>60</b>

**Test System**


**Test Equipment**


FCC Class B Radiated Specification Limit (1 meter)



Frequency (MHz)	Meter Reading (dBuV)	Antenna Polarity	Correction Factor (dB/m)	Adjusted Level (dBuV/meter)	Specification Limit (dBuV/meter)	Margin (dB)
17864.311	30.4	Hor.	15.5	45.9	64.0	-18.1
17904.270	30.2	Ver.	15.6	45.8	64.0	-18.2
17968.211	29.9	Ver.	15.8	45.7	64.0	-18.3
17440.730	31.7	Ver.	13.9	45.6	64.0	-18.4
17944.230	29.8	Ver.	15.7	45.5	64.0	-18.5
17504.660	31.3	Ver.	14.2	45.5	64.0	-18.5
16577.570	33.5	Ver.	11.9	45.4	64.0	-18.6
16465.680	33.5	Ver.	11.8	45.3	64.0	-18.7
14491.610	32.5	Hor.	12.7	45.2	64.0	-18.8
17560.609	30.7	Ver.	14.4	45.1	64.0	-18.9
17760.410	29.8	Hor.	15.2	45.0	64.0	-19.0
17424.740	31.2	Hor.	13.8	45.0	64.0	-19.0
15802.330	33.5	Hor.	11.4	44.9	64.0	-19.1
16521.631	33.0	Hor.	11.9	44.9	64.0	-19.1
13972.120	32.5	Hor.	12.4	44.9	64.0	-19.1
16321.820	33.0	Ver.	11.8	44.8	64.0	-19.2
16010.130	33.2	Hor.	11.6	44.8	64.0	-19.2
17816.359	29.5	Ver.	15.3	44.8	64.0	-19.2
17984.199	28.8	Ver.	15.9	44.7	64.0	-19.3
17704.471	29.6	Hor.	15.0	44.6	64.0	-19.4

**Northwest EMC, Inc., Radiated and Conducted Emissions Data Sheets**

Rev 3.3  
10/09/99

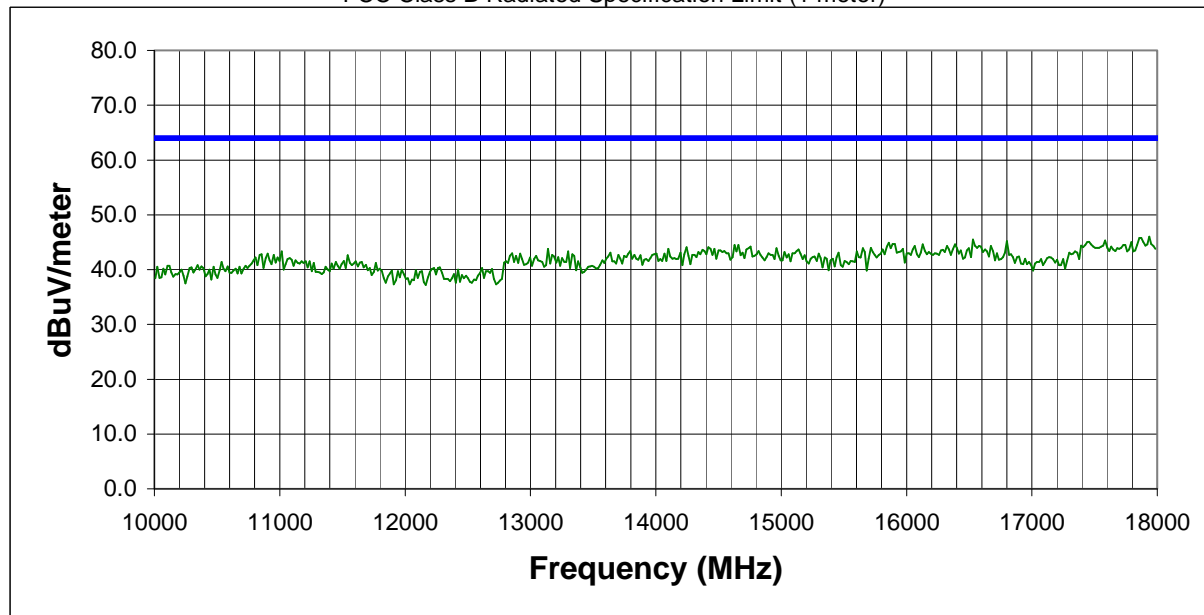
EUT: <b>Bluetooth/Ambler</b>	Serial Number: <b>RJ050100</b>	Job Number: <b>INSC00y2</b>	Date: <b>05/08/00</b>
Manufacturer: <b>Intel Corporation</b>	Test Engineer: <b>Rod Peloquin</b>	Job Site: <b>EV01</b>	
Customer Reference Number:	Software:	Power:	
Comments:	<b>Receive mode, low frequency, Antenna 'C'</b>		

Temperature (°C): <b>21</b>	% Humidity: <b>60</b>
--------------------------------	--------------------------

**Test System**


**Test Equipment**


FCC Class B Radiated Specification Limit (1 meter)



Frequency (MHz)	Meter Reading (dBuV)	Antenna Polarity	Correction Factor (dB/m)	Adjusted Level (dBuV/meter)	Specification Limit (dBuV/meter)	Margin (dB)
17440.730	32.4	Hor.	13.9	46.3	64.0	-17.7
17928.250	30.4	Hor.	15.6	46.0	64.0	-18.0
17848.330	30.3	Hor.	15.5	45.8	64.0	-18.2
15906.230	34.3	Hor.	11.5	45.8	64.0	-18.2
17616.551	30.9	Hor.	14.7	45.6	64.0	-18.4
16521.631	33.6	Hor.	11.9	45.5	64.0	-18.5
17968.211	29.6	Hor.	15.8	45.4	64.0	-18.6
16417.730	33.6	Hor.	11.8	45.4	64.0	-18.6
17504.660	31.1	Hor.	14.2	45.3	64.0	-18.7
17576.590	30.8	Hor.	14.5	45.3	64.0	-18.7
16273.870	33.5	Hor.	11.7	45.2	64.0	-18.8
16793.359	33.3	Hor.	11.9	45.2	64.0	-18.8
15138.980	33.1	Ver.	12.1	45.2	64.0	-18.8
16465.680	33.3	Ver.	11.8	45.1	64.0	-18.9
17664.510	30.1	Hor.	14.9	45.0	64.0	-19.0
17792.381	29.8	Hor.	15.2	45.0	64.0	-19.0
16209.930	33.3	Ver.	11.7	45.0	64.0	-19.0
15938.200	33.5	Hor.	11.5	45.0	64.0	-19.0
14467.630	32.3	Ver.	12.7	45.0	64.0	-19.0
17784.391	29.8	Ver.	15.2	45.0	64.0	-19.0

**Northwest EMC, Inc., Radiated and Conducted Emissions Data Sheets**

Rev 3.3  
10/09/99

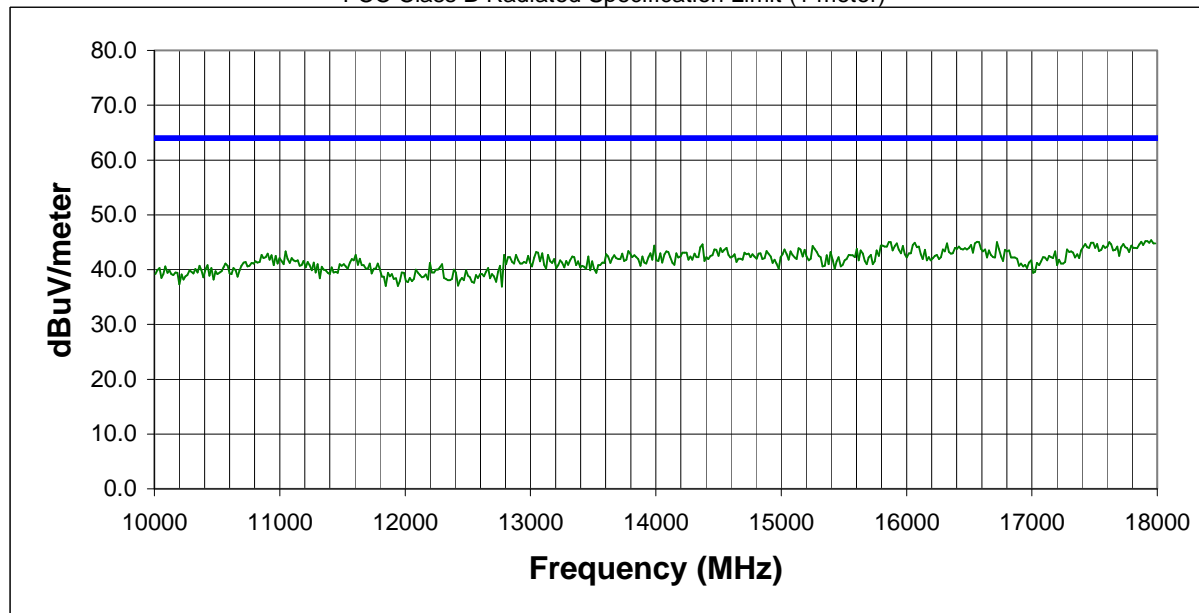
EUT: <b>Bluetooth/Ambler</b>	Serial Number: <b>RJ050100</b>	Job Number: <b>INSC00y2</b>	Date: <b>05/08/00</b>
Manufacturer: <b>Intel Corporation</b>	Test Engineer: <b>Rod Peloquin</b>	Job Site: <b>EV01</b>	
Customer Reference Number:	Software:	Power:	
Comments:	<b>DSS mode, low frequency, Antenna 'C'</b>		

Temperature (°C): <b>21</b>	% Humidity: <b>60</b>
--------------------------------	--------------------------

**Test System**


**Test Equipment**


FCC Class B Radiated Specification Limit (1 meter)



Frequency (MHz)	Meter Reading (dBuV)	Antenna Polarity	Correction Factor (dB/m)	Adjusted Level (dBuV/meter)	Specification Limit (dBuV/meter)	Margin (dB)
15906.230	34.0	Ver.	11.5	45.5	64.0	-18.5
16625.520	33.6	Hor.	11.9	45.5	64.0	-18.5
17944.230	29.7	Ver.	15.7	45.4	64.0	-18.6
17488.680	31.1	Ver.	14.2	45.3	64.0	-18.7
16497.650	33.4	Hor.	11.9	45.3	64.0	-18.7
17896.279	29.6	Hor.	15.6	45.2	64.0	-18.8
16553.590	33.2	Hor.	11.9	45.1	64.0	-18.9
17840.340	29.7	Ver.	15.4	45.1	64.0	-18.9
16417.730	33.3	Ver.	11.8	45.1	64.0	-18.9
15866.270	33.5	Hor.	11.5	45.0	64.0	-19.0
17608.561	30.4	Ver.	14.6	45.0	64.0	-19.0
16713.439	33.1	Ver.	11.9	45.0	64.0	-19.0
16058.080	33.3	Ver.	11.6	44.9	64.0	-19.1
17464.699	30.8	Ver.	14.1	44.9	64.0	-19.1
17696.480	29.9	Hor.	14.9	44.8	64.0	-19.2
17760.410	29.6	Ver.	15.2	44.8	64.0	-19.2
16537.609	33.0	Ver.	11.8	44.8	64.0	-19.2
16313.830	33.1	Ver.	11.7	44.8	64.0	-19.2
16465.680	33.0	Ver.	11.8	44.8	64.0	-19.2
17720.449	29.7	Ver.	15.0	44.7	64.0	-19.3

**Northwest EMC, Inc., Radiated and Conducted Emissions Data Sheets**

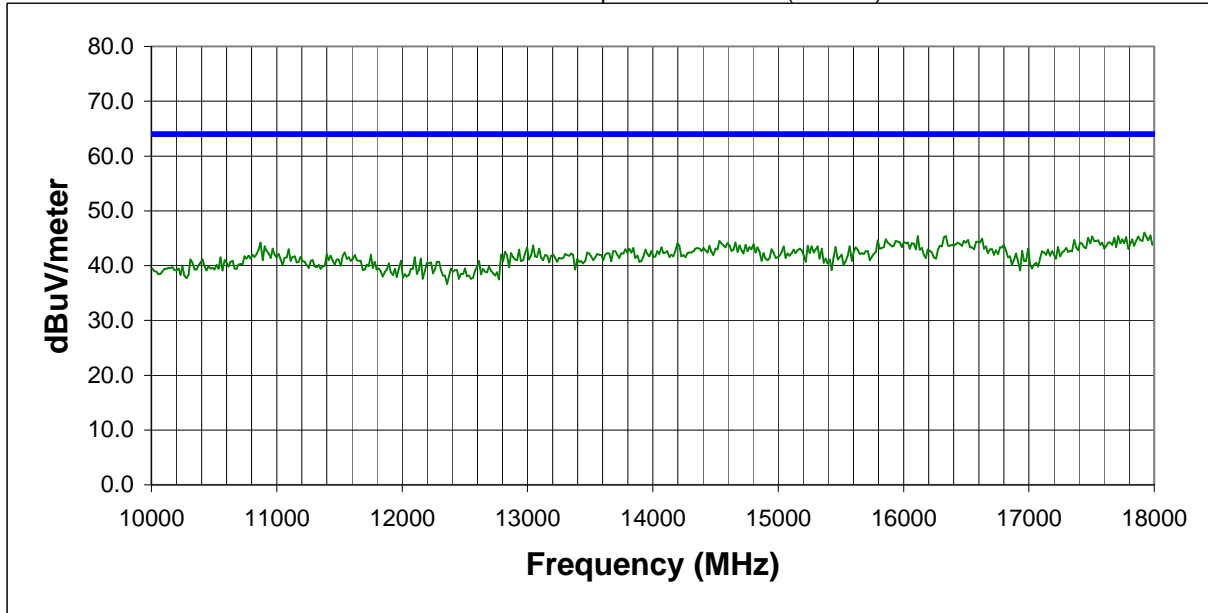
Rev 3.3  
10/09/99

EUT: <b>Bluetooth/Ambler</b>	Serial Number: <b>RJ050100</b>	Job Number: <b>INSC00y2</b>	Date: <b>05/08/00</b>
Manufacturer: <b>Intel Corporation</b>	Test Engineer: <b>Rod Peloquin</b>	Job Site: <b>EV01</b>	
Customer Reference Number:	Software:	Power:	
Comments:	<b>DSS mode, mid frequency, Antenna 'C'</b>		
		Temperature (°C): <b>21</b>	% Humidity: <b>60</b>

**Test System**


**Test Equipment**


FCC Class B Radiated Specification Limit (1 meter)



Frequency (MHz)	Meter Reading (dBuV)	Antenna Polarity	Correction Factor (dB/m)	Adjusted Level (dBuV/meter)	Specification Limit (dBuV/meter)	Margin (dB)
17952.230	30.6	Ver.	15.8	46.4	64.0	-17.6
17712.461	31.3	Hor.	15.0	46.3	64.0	-17.7
17912.270	30.4	Ver.	15.6	46.0	64.0	-18.0
17504.660	31.6	Hor.	14.2	45.8	64.0	-18.2
16465.680	33.8	Hor.	11.8	45.6	64.0	-18.4
16106.030	33.7	Ver.	11.7	45.4	64.0	-18.6
16050.090	33.8	Ver.	11.6	45.4	64.0	-18.6
16329.810	33.7	Hor.	11.7	45.4	64.0	-18.6
17864.311	29.8	Hor.	15.5	45.3	64.0	-18.7
17768.410	30.0	Hor.	15.2	45.2	64.0	-18.8
16002.130	33.6	Ver.	11.6	45.2	64.0	-18.8
17520.650	30.9	Ver.	14.2	45.1	64.0	-18.9
17392.770	31.4	Hor.	13.7	45.1	64.0	-18.9
17464.699	31.0	Hor.	14.1	45.1	64.0	-18.9
16481.660	33.2	Ver.	11.9	45.1	64.0	-18.9
15906.230	33.5	Hor.	11.5	45.0	64.0	-19.0
16513.631	33.1	Hor.	11.9	45.0	64.0	-19.0
16617.529	33.0	Hor.	11.9	44.9	64.0	-19.1
17808.369	29.6	Hor.	15.3	44.9	64.0	-19.1
17328.840	31.4	Hor.	13.4	44.8	64.0	-19.2

**Northwest EMC, Inc., Radiated and Conducted Emissions Data Sheets**

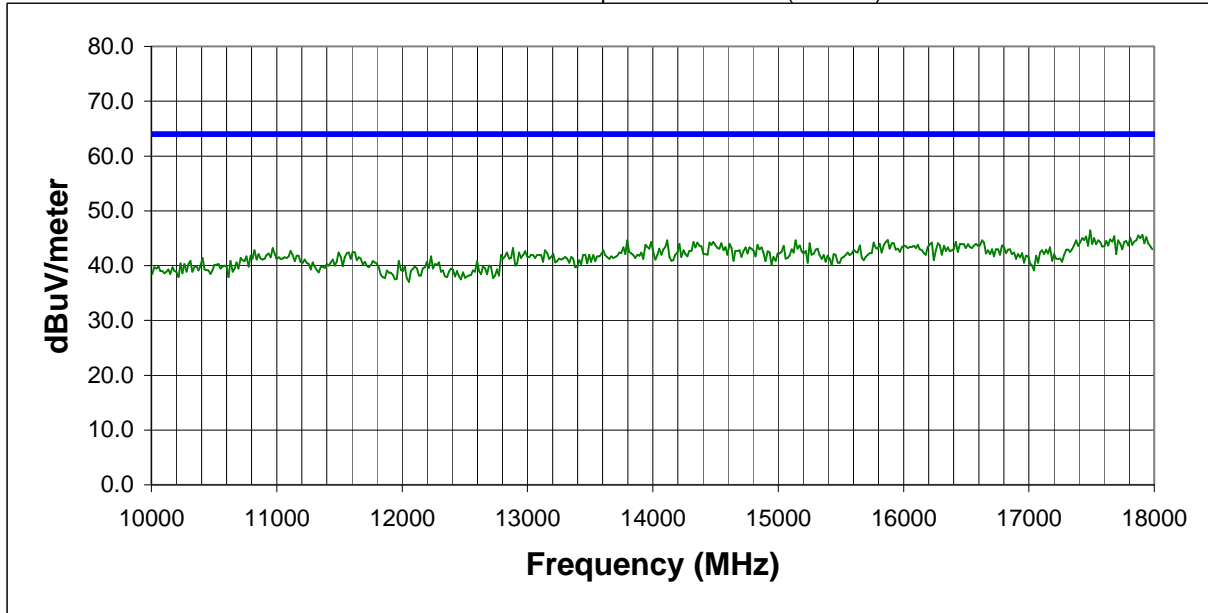
Rev 3.3  
10/09/99

EUT: <b>Bluetooth/Ambler</b>	Serial Number: <b>RJ050100</b>	Job Number: <b>INSC00y2</b>	Date: <b>05/08/00</b>
Manufacturer: <b>Intel Corporation</b>	Test Engineer: <b>Rod Peloquin</b>	Job Site: <b>EV01</b>	
Customer Reference Number:	Software:	Power:	
Comments:	<b>DSS mode, high frequency, Antenna 'C'</b>		
		Temperature (°C): <b>21</b>	% Humidity: <b>60</b>

**Test System**


**Test Equipment**


FCC Class B Radiated Specification Limit (1 meter)



Frequency (MHz)	Meter Reading (dBuV)	Antenna Polarity	Correction Factor (dB/m)	Adjusted Level (dBuV/meter)	Specification Limit (dBuV/meter)	Margin (dB)
17480.689	32.3	Ver.	14.1	46.4	64.0	-17.6
17696.480	30.8	Hor.	14.9	45.7	64.0	-18.3
17896.279	30.0	Hor.	15.6	45.6	64.0	-18.4
17864.311	30.0	Hor.	15.5	45.5	64.0	-18.5
17952.230	29.7	Ver.	15.8	45.5	64.0	-18.5
16513.631	33.5	Hor.	11.9	45.4	64.0	-18.6
15906.230	33.8	Ver.	11.5	45.3	64.0	-18.7
17448.721	31.3	Ver.	14.0	45.3	64.0	-18.7
17928.250	29.6	Ver.	15.6	45.2	64.0	-18.8
17424.740	31.4	Ver.	13.8	45.2	64.0	-18.8
17776.400	29.9	Ver.	15.2	45.1	64.0	-18.9
17792.381	29.9	Hor.	15.2	45.1	64.0	-18.9
17712.461	30.0	Hor.	15.0	45.0	64.0	-19.0
16050.090	33.2	Ver.	11.6	44.8	64.0	-19.2
17640.529	30.1	Hor.	14.7	44.8	64.0	-19.2
15866.270	33.2	Hor.	11.5	44.7	64.0	-19.3
16385.760	33.0	Hor.	11.7	44.7	64.0	-19.3
15138.980	32.6	Hor.	12.1	44.7	64.0	-19.3
16609.539	32.7	Ver.	11.9	44.6	64.0	-19.4
16018.120	33.0	Hor.	11.6	44.6	64.0	-19.4

Northwest EMC, Inc., Radiated and Conducted Emissions Data Sheets

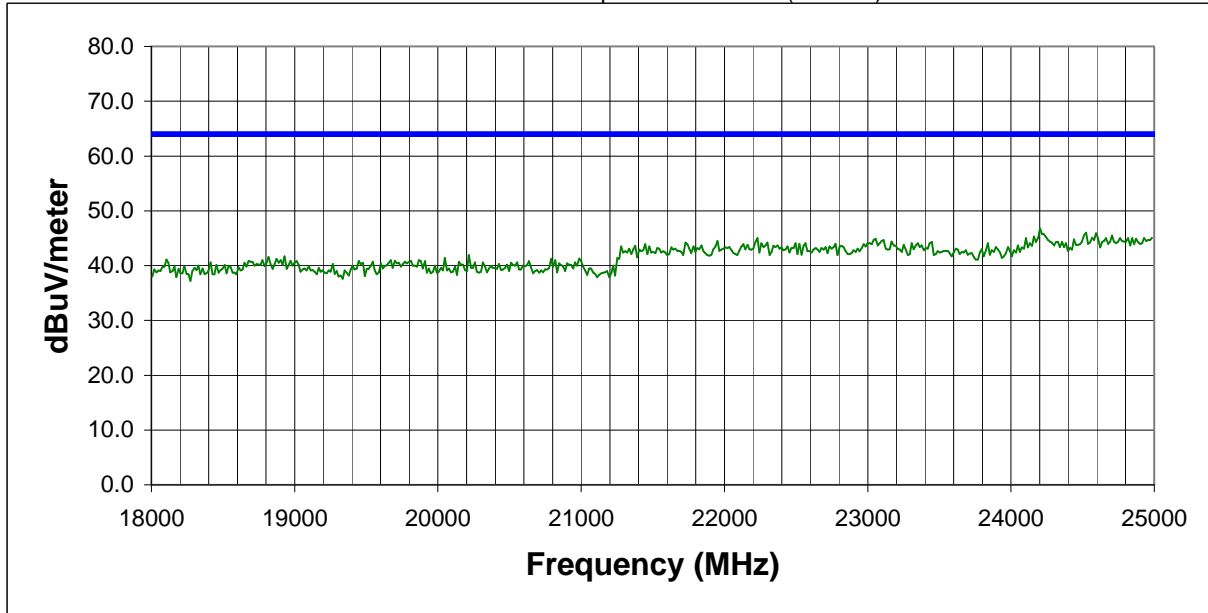
Rev 3.3  
10/09/99

EUT: <b>Bluetooth/Ambler</b>	Serial Number: <b>RJ050100</b>	Job Number: <b>INSC00y2</b>	Date: <b>05/08/00</b>
Manufacturer: <b>Intel Corporation</b>	Test Engineer: <b>Rod Peloquin</b>	Job Site: <b>EV01</b>	
Customer Reference Number:	Software:	Power:	
Comments: <b>DSS mode, low frequency, Antenna 'C'</b>			
		Temperature (°C): <b>21</b>	% Humidity: <b>38</b>

Test System


Test Equipment


FCC Class B Radiated Specification Limit (1 meter)



Frequency (MHz)	Meter Reading (dBuV)	Antenna Polarity	Correction Factor (dB/m)	Adjusted Level (dBuV/meter)	Specification Limit (dBuV/meter)	Margin (dB)
24195.080	36.8	Hor.	10.0	46.8	64.0	-17.2
23404.961	36.7	Hor.	10.1	46.8	64.0	-17.2
24160.119	36.5	Ver.	10.0	46.5	64.0	-17.5
24915.270	36.3	Hor.	10.1	46.4	64.0	-17.6
24873.320	36.1	Ver.	10.1	46.2	64.0	-17.8
24516.721	35.9	Ver.	10.1	46.0	64.0	-18.0
24586.641	35.8	Ver.	10.1	45.9	64.0	-18.1
24985.199	35.6	Ver.	10.2	45.8	64.0	-18.2
24223.051	35.7	Hor.	10.0	45.7	64.0	-18.3
24495.740	35.5	Ver.	10.1	45.6	64.0	-18.4
24453.789	35.6	Ver.	10.0	45.6	64.0	-18.4
24698.520	35.4	Hor.	10.1	45.5	64.0	-18.5
23125.270	35.4	Hor.	10.1	45.5	64.0	-18.5
24118.160	35.5	Hor.	10.0	45.5	64.0	-18.5
24943.240	35.3	Ver.	10.2	45.5	64.0	-18.5
24649.570	35.3	Hor.	10.1	45.4	64.0	-18.6
24551.680	35.2	Hor.	10.1	45.3	64.0	-18.7
24845.350	35.1	Hor.	10.1	45.2	64.0	-18.8
22104.410	34.9	Hor.	10.2	45.1	64.0	-18.9
24719.490	35.0	Hor.	10.1	45.1	64.0	-18.9

Northwest EMC, Inc., Radiated and Conducted Emissions Data Sheets

Rev 3.3  
10/09/99

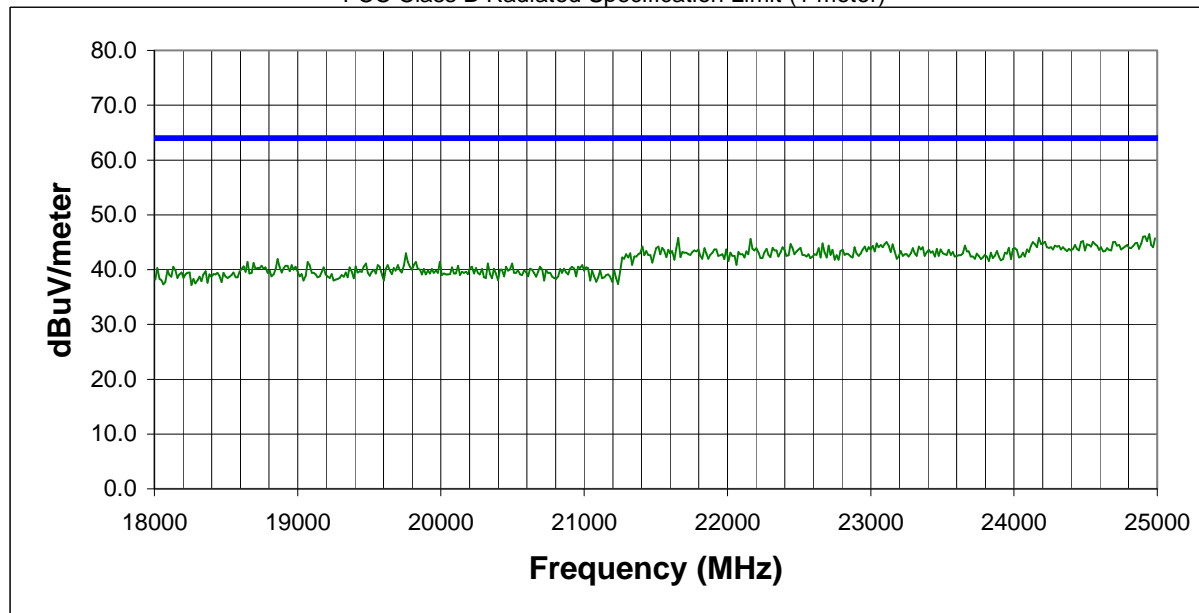
EUT: <b>Bluetooth/Ambler</b>	Serial Number: <b>RJ050100</b>	Job Number: <b>INSC00y2</b>	Date: <b>05/08/00</b>
Manufacturer: <b>Intel Corporation</b>	Test Engineer: <b>Rod Peloquin</b>	Job Site: <b>EV01</b>	
Customer Reference Number:	Software:	Power:	
Comments:	<b>DSS mode, mid frequency, Antenna 'C'</b>		

Temperature (°C): <b>21</b>	% Humidity: <b>38</b>
--------------------------------	--------------------------

**Test System**


**Test Equipment**


FCC Class B Radiated Specification Limit (1 meter)



Frequency (MHz)	Meter Reading (dBuV)	Antenna Polarity	Correction Factor (dB/m)	Adjusted Level (dBuV/meter)	Specification Limit (dBuV/meter)	Margin (dB)
24936.250	36.3	Ver.	10.2	46.5	64.0	-17.5
24146.131	36.4	Ver.	10.0	46.4	64.0	-17.6
24908.279	36.0	Ver.	10.1	46.1	64.0	-17.9
21649.920	35.7	Hor.	10.1	45.8	64.0	-18.2
24167.109	35.8	Ver.	10.0	45.8	64.0	-18.2
24341.910	35.7	Ver.	10.0	45.7	64.0	-18.3
24978.199	35.5	Ver.	10.2	45.7	64.0	-18.3
22153.359	35.4	Ver.	10.2	45.6	64.0	-18.4
24579.650	35.4	Ver.	10.1	45.5	64.0	-18.5
24873.320	35.4	Hor.	10.1	45.5	64.0	-18.5
23083.320	35.2	Ver.	10.2	45.4	64.0	-18.6
24439.801	35.4	Hor.	10.0	45.4	64.0	-18.6
24285.980	35.3	Hor.	10.0	45.3	64.0	-18.7
24202.070	35.2	Hor.	10.0	45.2	64.0	-18.8
24474.770	35.1	Hor.	10.1	45.2	64.0	-18.8
24649.570	35.1	Hor.	10.1	45.2	64.0	-18.8
22384.100	34.9	Hor.	10.3	45.2	64.0	-18.8
24698.520	35.0	Ver.	10.1	45.1	64.0	-18.9
24544.689	35.0	Ver.	10.1	45.1	64.0	-18.9
22244.260	34.8	Ver.	10.3	45.1	64.0	-18.9

**Northwest EMC, Inc., Radiated and Conducted Emissions Data Sheets**

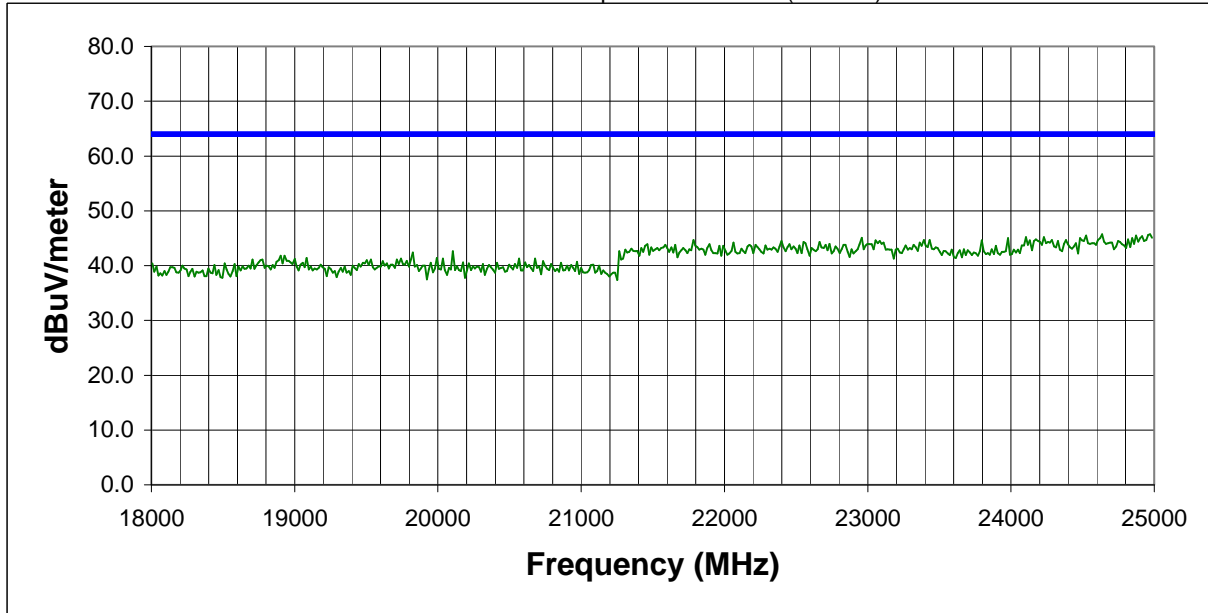
Rev 3.3  
10/09/99

EUT: <b>Bluetooth/Ambler</b>	Serial Number: <b>RJ050100</b>	Job Number: <b>INSC00y2</b>	Date: <b>05/08/00</b>
Manufacturer: <b>Intel Corporation</b>	Test Engineer: <b>Rod Peloquin</b>	Job Site: <b>EV01</b>	
Customer Reference Number:	Software:	Power:	
Comments: <b>DSS mode, high frequency, Antenna 'C'</b>			
		Temperature (°C): <b>21</b>	% Humidity: <b>38</b>

**Test System**


**Test Equipment**


FCC Class B Radiated Specification Limit (1 meter)



Frequency (MHz)	Meter Reading (dBuV)	Antenna Polarity	Correction Factor (dB/m)	Adjusted Level (dBuV/meter)	Specification Limit (dBuV/meter)	Margin (dB)
24873.320	36.1	Ver.	10.1	46.2	64.0	-17.8
24481.760	35.6	Hor.	10.1	45.7	64.0	-18.3
24964.221	35.5	Hor.	10.2	45.7	64.0	-18.3
24628.590	35.6	Hor.	10.1	45.7	64.0	-18.3
24950.230	35.4	Hor.	10.2	45.6	64.0	-18.4
24516.721	35.4	Ver.	10.1	45.5	64.0	-18.5
23041.369	35.3	Hor.	10.2	45.5	64.0	-18.5
24174.100	35.5	Ver.	10.0	45.5	64.0	-18.5
24908.279	35.3	Ver.	10.1	45.4	64.0	-18.6
24223.051	35.2	Ver.	10.0	45.2	64.0	-18.8
24097.189	35.2	Hor.	10.0	45.2	64.0	-18.8
22950.471	34.9	Ver.	10.2	45.1	64.0	-18.9
24838.359	34.9	Hor.	10.1	45.0	64.0	-19.0
23971.330	35.0	Ver.	10.0	45.0	64.0	-19.0
23083.320	34.8	Hor.	10.2	45.0	64.0	-19.0
24565.660	34.8	Ver.	10.1	44.9	64.0	-19.1
24579.650	34.8	Hor.	10.1	44.9	64.0	-19.1
23502.850	34.8	Ver.	10.1	44.9	64.0	-19.1
24663.551	34.7	Ver.	10.1	44.8	64.0	-19.2
24810.391	34.7	Hor.	10.1	44.8	64.0	-19.2



**Northwest EMC, Inc., Radiated and Conducted Emissions Data Sheets**

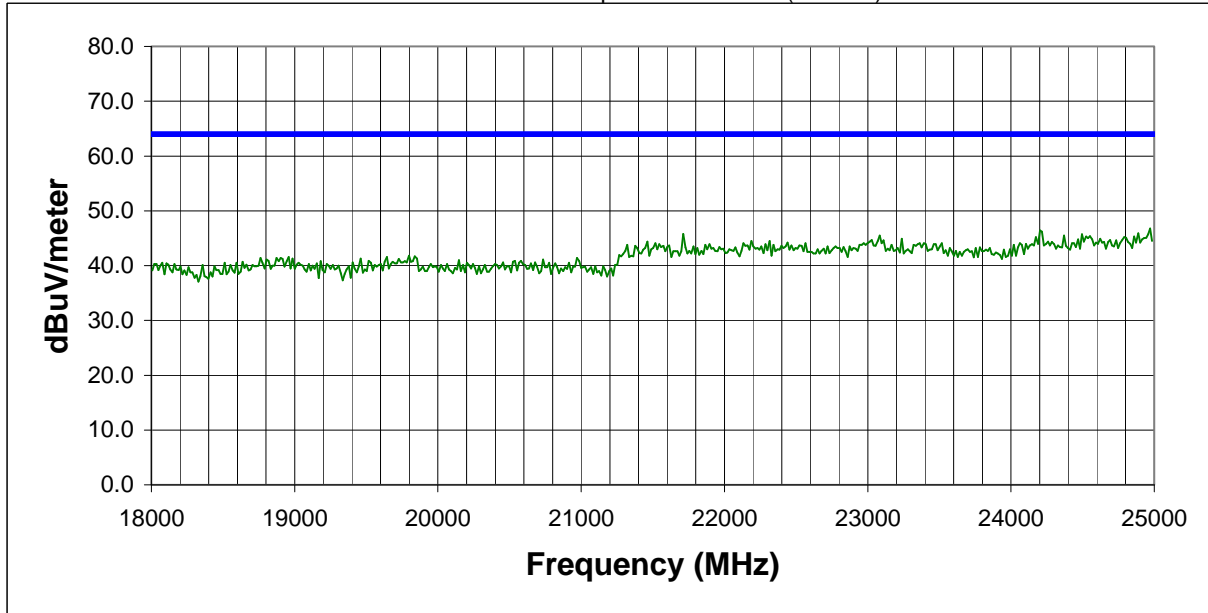
Rev 3.3  
10/09/99

EUT: <b>Bluetooth/Ambler</b>	Serial Number: <b>RJ050100</b>	Job Number: <b>INSC00y2</b>	Date: <b>05/08/00</b>
Manufacturer: <b>Intel Corporation</b>	Test Engineer: <b>Rod Peloquin</b>	Job Site: <b>EV01</b>	
Customer Reference Number:	Software:	Power:	
Comments: <b>No hop mode, low frequency, Antenna 'C'</b>			
		Temperature (°C): <b>21</b>	% Humidity: <b>38</b>

**Test System**


**Test Equipment**


FCC Class B Radiated Specification Limit (1 meter)



Frequency (MHz)	Meter Reading (dBuV)	Antenna Polarity	Correction Factor (dB/m)	Adjusted Level (dBuV/meter)	Specification Limit (dBuV/meter)	Margin (dB)
24964.221	36.6	Hor.	10.2	46.8	64.0	-17.2
24195.080	36.4	Hor.	10.0	46.4	64.0	-17.6
24523.711	36.1	Hor.	10.1	46.2	64.0	-17.8
24880.311	35.8	Ver.	10.1	45.9	64.0	-18.1
21705.859	35.7	Hor.	10.1	45.8	64.0	-18.2
24985.199	35.6	Ver.	10.2	45.8	64.0	-18.2
22398.090	35.5	Hor.	10.3	45.8	64.0	-18.2
24831.369	35.6	Hor.	10.1	45.7	64.0	-18.3
24950.230	35.5	Ver.	10.2	45.7	64.0	-18.3
24488.750	35.6	Hor.	10.1	45.7	64.0	-18.3
23111.289	35.5	Hor.	10.1	45.6	64.0	-18.4
24104.180	35.6	Hor.	10.0	45.6	64.0	-18.4
21656.910	35.4	Ver.	10.1	45.5	64.0	-18.5
24362.891	35.5	Ver.	10.0	45.5	64.0	-18.5
24132.150	35.5	Ver.	10.0	45.5	64.0	-18.5
23076.330	35.3	Hor.	10.2	45.5	64.0	-18.5
23055.350	35.3	Hor.	10.2	45.5	64.0	-18.5
24544.689	35.3	Ver.	10.1	45.4	64.0	-18.6
24915.270	35.2	Hor.	10.1	45.3	64.0	-18.7
24782.420	35.1	Ver.	10.1	45.2	64.0	-18.8

**Northwest EMC, Inc., Radiated and Conducted Emissions Data Sheets**

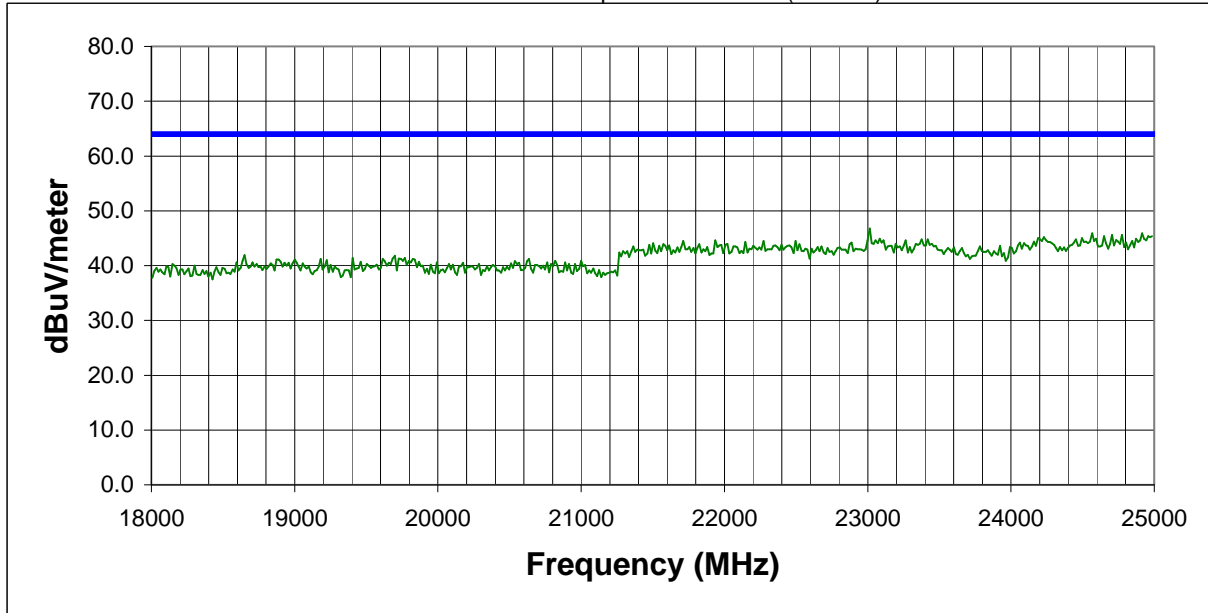
Rev 3.3  
10/09/99

EUT: <b>Bluetooth/Ambler</b>	Serial Number: <b>RJ050100</b>	Job Number: <b>INSC00y2</b>	Date: <b>05/08/00</b>
Manufacturer: <b>Intel Corporation</b>	Test Engineer: <b>Rod Peloquin</b>	Job Site: <b>EV01</b>	
Customer Reference Number:	Software:	Power:	
Comments: <b>No hop mode, mid frequency, Antenna 'C'</b>			
		Temperature (°C): <b>21</b>	% Humidity: <b>38</b>

**Test System**


**Test Equipment**


FCC Class B Radiated Specification Limit (1 meter)



Frequency (MHz)	Meter Reading (dBuV)	Antenna Polarity	Correction Factor (dB/m)	Adjusted Level (dBuV/meter)	Specification Limit (dBuV/meter)	Margin (dB)
23006.410	36.6	Ver.	10.2	46.8	64.0	-17.2
24523.711	36.6	Hor.	10.1	46.7	64.0	-17.3
24908.279	35.8	Ver.	10.1	45.9	64.0	-18.1
24747.461	35.8	Ver.	10.1	45.9	64.0	-18.1
24558.670	35.8	Hor.	10.1	45.9	64.0	-18.1
24593.631	35.7	Hor.	10.1	45.8	64.0	-18.2
24698.520	35.5	Ver.	10.1	45.6	64.0	-18.4
23055.350	35.3	Ver.	10.2	45.5	64.0	-18.5
24957.230	35.3	Hor.	10.2	45.5	64.0	-18.5
24642.580	35.3	Hor.	10.1	45.4	64.0	-18.6
24607.619	35.2	Hor.	10.1	45.3	64.0	-18.7
24817.381	35.2	Ver.	10.1	45.3	64.0	-18.7
24992.188	35.1	Ver.	10.2	45.3	64.0	-18.7
24223.051	35.2	Hor.	10.0	45.2	64.0	-18.8
24216.051	35.2	Hor.	10.0	45.2	64.0	-18.8
22957.461	35.0	Hor.	10.2	45.2	64.0	-18.8
23376.990	35.0	Hor.	10.1	45.1	64.0	-18.9
24488.750	34.9	Hor.	10.1	45.0	64.0	-19.0
24181.090	35.0	Ver.	10.0	45.0	64.0	-19.0
23076.330	34.7	Ver.	10.2	44.9	64.0	-19.1

**Northwest EMC, Inc., Radiated and Conducted Emissions Data Sheets**

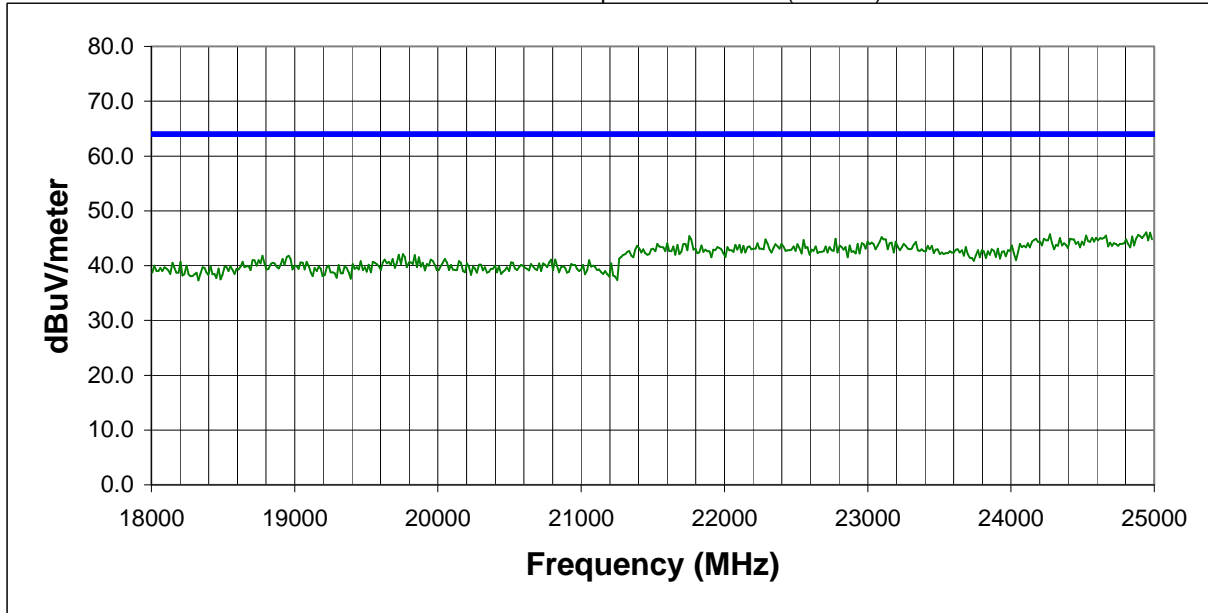
Rev 3.3  
10/09/99

EUT: <b>Bluetooth/Ambler</b>	Serial Number: <b>RJ050100</b>	Job Number: <b>INSC00y2</b>	Date: <b>05/08/00</b>
Manufacturer: <b>Intel Corporation</b>	Test Engineer: <b>Rod Peloquin</b>	Job Site: <b>EV01</b>	
Customer Reference Number:	Software:	Power:	
Comments:	<b>No hop mode, high frequency, Antenna 'C'</b>		
		Temperature (°C): <b>21</b>	% Humidity: <b>38</b>

**Test System**


**Test Equipment**


FCC Class B Radiated Specification Limit (1 meter)



Frequency (MHz)	Meter Reading (dBuV)	Antenna Polarity	Correction Factor (dB/m)	Adjusted Level (dBuV/meter)	Specification Limit (dBuV/meter)	Margin (dB)
24705.510	36.4	Hor.	10.1	46.5	64.0	-17.5
24132.150	36.4	Hor.	10.0	46.4	64.0	-17.6
24929.260	36.1	Ver.	10.2	46.3	64.0	-17.7
24803.400	36.0	Ver.	10.1	46.1	64.0	-17.9
24964.221	35.8	Hor.	10.2	46.0	64.0	-18.0
24160.119	36.0	Hor.	10.0	46.0	64.0	-18.0
24265.000	35.7	Hor.	10.0	45.7	64.0	-18.3
24880.311	35.5	Hor.	10.1	45.6	64.0	-18.4
24516.721	35.4	Ver.	10.1	45.5	64.0	-18.5
24656.561	35.4	Ver.	10.1	45.5	64.0	-18.5
21747.811	35.3	Ver.	10.1	45.4	64.0	-18.6
24894.301	35.3	Hor.	10.1	45.4	64.0	-18.6
24838.359	35.2	Ver.	10.1	45.3	64.0	-18.7
24202.070	35.3	Hor.	10.0	45.3	64.0	-18.7
23090.311	35.1	Ver.	10.1	45.2	64.0	-18.8
24586.641	35.0	Hor.	10.1	45.1	64.0	-18.9
24558.670	35.0	Ver.	10.1	45.1	64.0	-18.9
24614.609	34.9	Ver.	10.1	45.0	64.0	-19.0
24334.920	35.0	Hor.	10.0	45.0	64.0	-19.0
23055.350	34.7	Ver.	10.2	44.9	64.0	-19.1

Northwest EMC, Inc., Radiated and Conducted Emissions Data Sheets

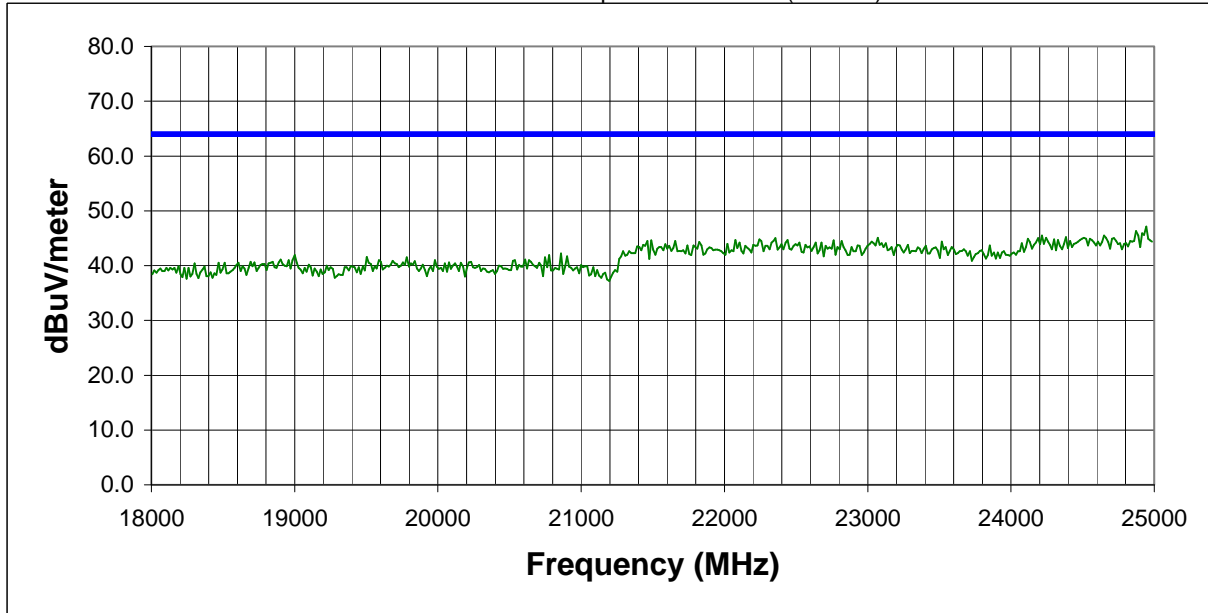
Rev 3.3  
10/09/99

EUT: <b>Bluetooth/Ambler</b>	Serial Number: <b>RJ050100</b>	Job Number: <b>INSC00y2</b>	Date: <b>05/08/00</b>
Manufacturer: <b>Intel Corporation</b>	Test Engineer: <b>Rod Peloquin</b>	Job Site: <b>EV01</b>	
Customer Reference Number:	Software:	Power:	
Comments: <b>Receive mode, low frequency, Antenna 'C'</b>			
		Temperature (°C): <b>21</b>	% Humidity: <b>38</b>

Test System


Test Equipment


FCC Class B Radiated Specification Limit (1 meter)



Frequency (MHz)	Meter Reading (dBuV)	Antenna Polarity	Correction Factor (dB/m)	Adjusted Level (dBuV/meter)	Specification Limit (dBuV/meter)	Margin (dB)
24936.250	36.9	Ver.	10.2	47.1	64.0	-16.9
24866.330	36.2	Ver.	10.1	46.3	64.0	-17.7
23027.381	35.9	Hor.	10.2	46.1	64.0	-17.9
24817.381	35.9	Hor.	10.1	46.0	64.0	-18.0
24957.230	35.8	Ver.	10.2	46.0	64.0	-18.0
24908.279	35.8	Ver.	10.1	45.9	64.0	-18.1
24188.090	35.7	Ver.	10.0	45.7	64.0	-18.3
24299.961	35.6	Hor.	10.0	45.6	64.0	-18.4
24642.580	35.4	Hor.	10.1	45.5	64.0	-18.5
22971.449	35.3	Hor.	10.2	45.5	64.0	-18.5
24705.510	35.3	Ver.	10.1	45.4	64.0	-18.6
23852.461	35.4	Ver.	10.0	45.4	64.0	-18.6
24537.699	35.2	Ver.	10.1	45.3	64.0	-18.7
24376.881	35.2	Ver.	10.0	45.2	64.0	-18.8
24803.400	35.1	Ver.	10.1	45.2	64.0	-18.8
24502.730	35.0	Hor.	10.1	45.1	64.0	-18.9
23062.340	34.9	Hor.	10.2	45.1	64.0	-18.9
24237.029	35.1	Hor.	10.0	45.1	64.0	-18.9
24090.199	35.1	Ver.	10.0	45.1	64.0	-18.9
22349.141	34.7	Hor.	10.3	45.0	64.0	-19.0

**Northwest EMC, Inc., Radiated and Conducted Emissions Data Sheets**

Rev 3.3  
10/09/99

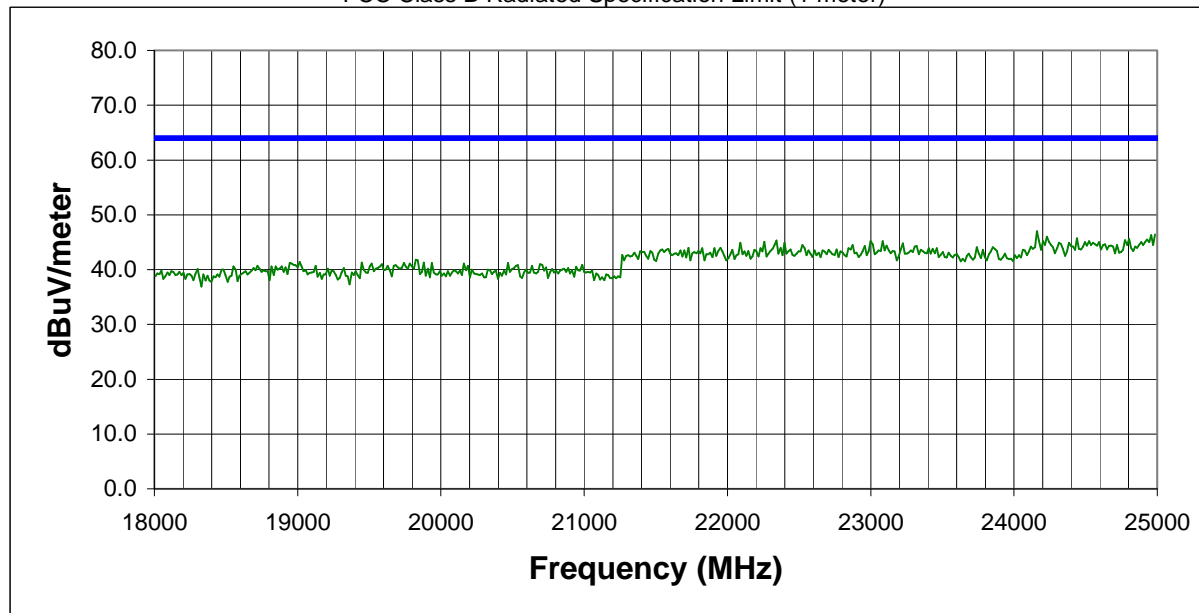
EUT: <b>Bluetooth/Ambler</b>	Serial Number: <b>RJ050100</b>	Job Number: <b>INSC00y2</b>	Date: <b>05/08/00</b>
Manufacturer: <b>Intel Corporation</b>	Test Engineer: <b>Rod Peloquin</b>	Job Site: <b>EV01</b>	
Customer Reference Number:	Software:	Power:	
Comments:	<b>Receive mode, mid frequency, Antenna 'C'</b>		

Temperature (°C): <b>21</b>	% Humidity: <b>38</b>
--------------------------------	--------------------------

**Test System**


**Test Equipment**


FCC Class B Radiated Specification Limit (1 meter)



Frequency (MHz)	Meter Reading (dBuV)	Antenna Polarity	Correction Factor (dB/m)	Adjusted Level (dBuV/meter)	Specification Limit (dBuV/meter)	Margin (dB)
24153.131	37.0	Hor.	10.0	47.0	64.0	-17.0
24873.320	36.3	Hor.	10.1	46.4	64.0	-17.6
24978.199	36.2	Ver.	10.2	46.4	64.0	-17.6
24950.230	36.1	Ver.	10.2	46.3	64.0	-17.7
24481.760	35.9	Ver.	10.1	46.0	64.0	-18.0
24223.051	36.0	Ver.	10.0	46.0	64.0	-18.0
24425.820	35.9	Hor.	10.0	45.9	64.0	-18.1
24915.270	35.8	Ver.	10.1	45.9	64.0	-18.1
24565.660	35.7	Ver.	10.1	45.8	64.0	-18.2
23055.350	35.6	Ver.	10.2	45.8	64.0	-18.2
24796.410	35.5	Hor.	10.1	45.6	64.0	-18.4
24355.900	35.5	Ver.	10.0	45.5	64.0	-18.5
24768.439	35.3	Ver.	10.1	45.4	64.0	-18.6
22335.160	35.0	Ver.	10.3	45.3	64.0	-18.7
23076.330	35.0	Ver.	10.2	45.2	64.0	-18.8
24195.080	35.2	Ver.	10.0	45.2	64.0	-18.8
24132.150	35.2	Ver.	10.0	45.2	64.0	-18.8
22992.420	35.0	Ver.	10.2	45.2	64.0	-18.8
24516.721	35.1	Ver.	10.1	45.2	64.0	-18.8
24579.650	35.0	Hor.	10.1	45.1	64.0	-18.9

Northwest EMC, Inc., Radiated and Conducted Emissions Data Sheets

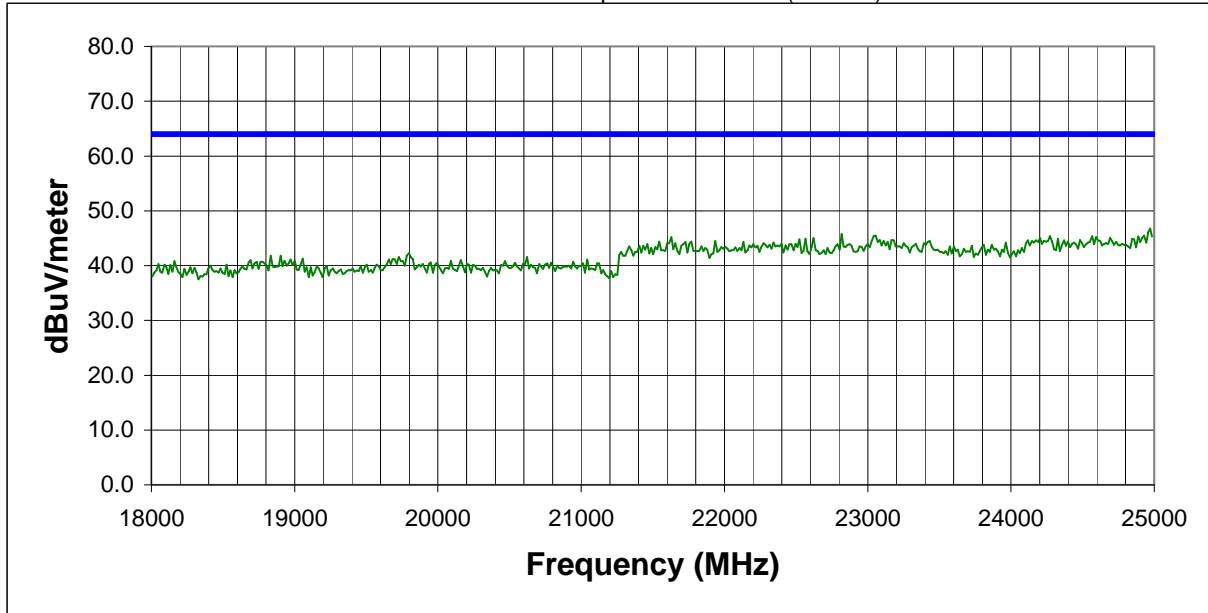
Rev 3.3  
10/09/99

EUT: <b>Bluetooth/Ambler</b>	Serial Number: <b>RJ050100</b>	Job Number: <b>INSC00y2</b>	Date: <b>05/08/00</b>
Manufacturer: <b>Intel Corporation</b>	Test Engineer: <b>Rod Peloquin</b>	Job Site: <b>EV01</b>	
Customer Reference Number:	Software:	Power:	
Comments: <b>Receive mode, high frequency, Antenna 'C'</b>			
		Temperature (°C): <b>21</b>	% Humidity: <b>38</b>

Test System


Test Equipment


FCC Class B Radiated Specification Limit (1 meter)



Frequency (MHz)	Meter Reading (dBuV)	Antenna Polarity	Correction Factor (dB/m)	Adjusted Level (dBuV/meter)	Specification Limit (dBuV/meter)	Margin (dB)
24964.221	36.6	Hor.	10.2	46.8	64.0	-17.2
24160.119	36.3	Ver.	10.0	46.3	64.0	-17.7
24950.230	35.9	Ver.	10.2	46.1	64.0	-17.9
24992.188	35.9	Ver.	10.2	46.1	64.0	-17.9
24118.160	36.0	Ver.	10.0	46.0	64.0	-18.0
22810.631	35.6	Ver.	10.2	45.8	64.0	-18.2
23048.359	35.3	Hor.	10.2	45.5	64.0	-18.5
24558.670	35.3	Hor.	10.1	45.4	64.0	-18.6
24265.000	35.4	Hor.	10.0	45.4	64.0	-18.6
24188.090	35.4	Ver.	10.0	45.4	64.0	-18.6
24901.289	35.2	Hor.	10.1	45.3	64.0	-18.7
24880.311	35.2	Ver.	10.1	45.3	64.0	-18.7
21621.949	35.1	Hor.	10.1	45.2	64.0	-18.8
24579.650	35.1	Hor.	10.1	45.2	64.0	-18.8
24684.529	35.0	Ver.	10.1	45.1	64.0	-18.9
24313.949	35.1	Ver.	10.0	45.1	64.0	-18.9
22614.840	34.8	Ver.	10.2	45.0	64.0	-19.0
24733.480	34.8	Ver.	10.1	44.9	64.0	-19.1
22558.910	34.7	Ver.	10.2	44.9	64.0	-19.1
24838.359	34.8	Ver.	10.1	44.9	64.0	-19.1