

EXHIBIT Y – AC Powerline Conducted Emissions Test Data

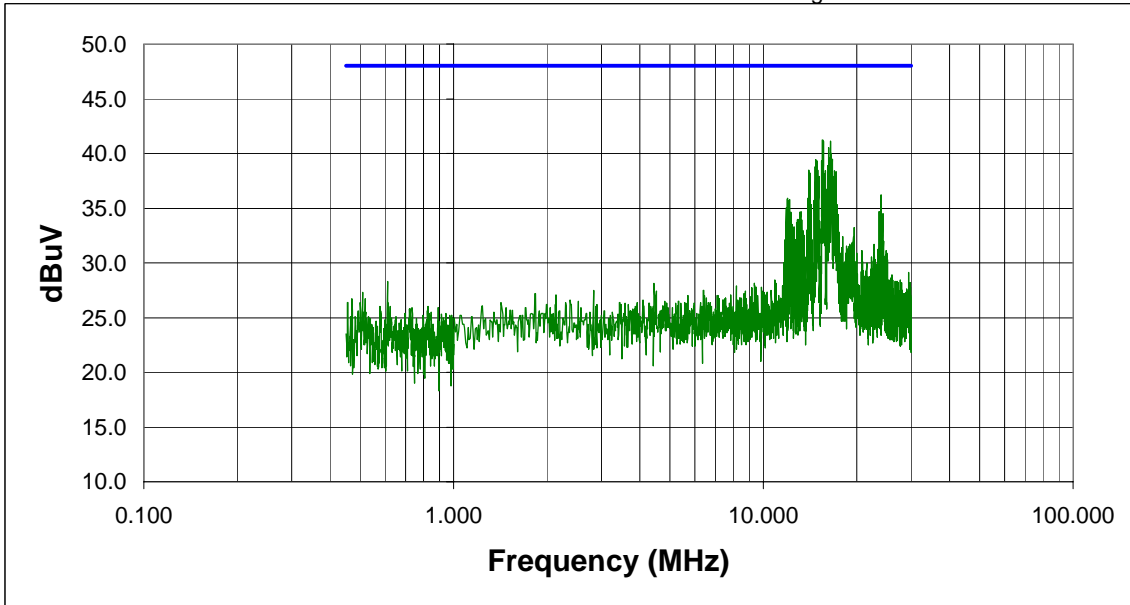
FCC ID O2Z-BT1

Northwest EMC, Inc., Radiated and Conducted Emissions Data Sheets

Rev 3.3
10/09/99

EUT: Bluetooth/Ambler	Serial Number: RJ050100	Job Number: INSC00z2	Date: 05/10/00
Manufacturer: Intel Corporation	Test Engineer: Rod Peloquin	Job Site: EV01	
Customer Reference Number:	Software: FCC "H" Pattern	Power: 120VAC/60Hz	
Comments: FHSS mode, Antenna 'A'			
<i>Rod Peloquin</i>		Temperature (°C): 70	% Humidity: 38
Test System			
EUT			
Test Equipment			
AAB	AQA	LIC	LIN

FCC Part 15 Class B Conducted Emissions Limits - High Line



Frequency (MHz)	Meter Reading (dBuV)	Detector	Correction Factor (dB)	Adjusted Level (dBuV)	Specification Limit (dBuV)	Margin (dB)
15.528	20.1	Peak	21.1	41.2	48.0	-6.8
15.628	20.0	Peak	21.1	41.1	48.0	-6.9
16.462	19.9	Peak	21.2	41.1	48.0	-6.9
16.261	19.3	Peak	21.2	40.5	48.0	-7.5
16.573	18.8	Peak	21.2	40.0	48.0	-8.0
16.583	18.8	Peak	21.2	40.0	48.0	-8.0
16.482	18.7	Peak	21.2	39.9	48.0	-8.1
16.362	18.4	Peak	21.2	39.6	48.0	-8.4
16.683	18.3	Peak	21.2	39.5	48.0	-8.5
16.382	18.2	Peak	21.2	39.4	48.0	-8.6
14.784	18.3	Peak	21.1	39.4	48.0	-8.6
15.417	18.2	Peak	21.1	39.3	48.0	-8.7
14.895	18.2	Peak	21.1	39.3	48.0	-8.7
15.608	17.8	Peak	21.1	38.9	48.0	-9.1
16.151	17.7	Peak	21.2	38.9	48.0	-9.1
14.683	17.7	Peak	21.1	38.8	48.0	-9.2
14.050	17.4	Peak	21.1	38.5	48.0	-9.5
15.005	17.4	Peak	21.1	38.5	48.0	-9.5
16.995	17.2	Peak	21.2	38.4	48.0	-9.6
15.839	17.3	Peak	21.1	38.4	48.0	-9.6

Northwest EMC, Inc., Radiated and Conducted Emissions Data Sheets

Rev 3.3
10/09/99

EUT: Bluetooth/Ambler	Serial Number: RJ050100	Job Number: INSC00z2	Date: 05/10/00
Manufacturer: Intel Corporation	Test Engineer: Rod Peloquin	Job Site: EV01	
Customer Reference Number:	Software: FCC "H" Pattern	Power: 120VAC/60Hz	
Comments: FHSS mode, Antenna 'A'			
<i>Rod Peloquin</i>		Temperature (°C): 70	% Humidity: 38

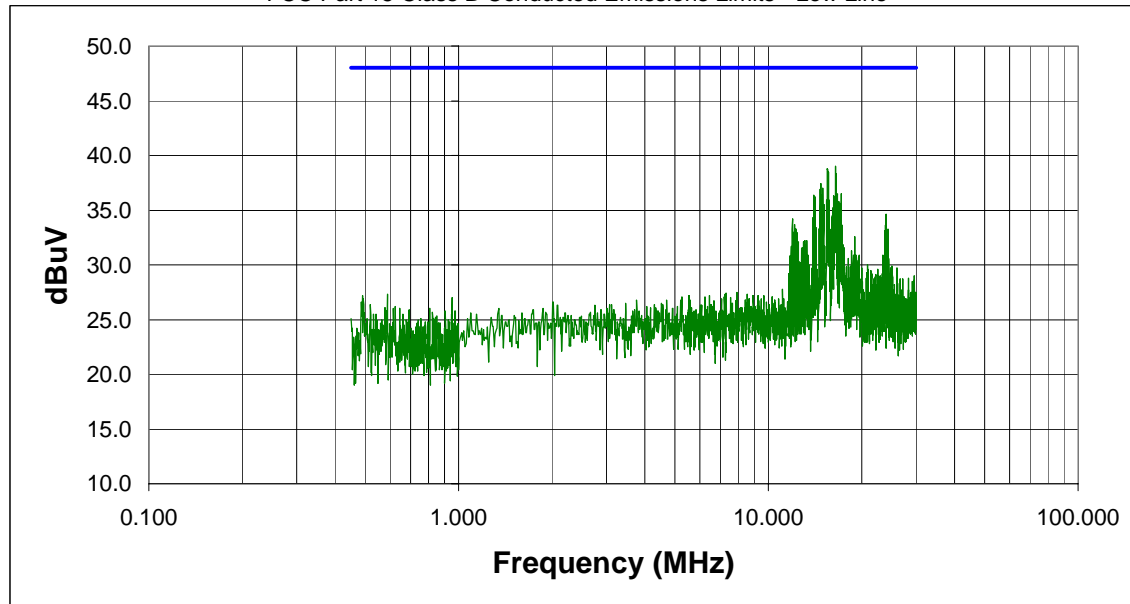
Test System

EUT	

Test Equipment

AAB	AQA	LIC	LIN		

FCC Part 15 Class B Conducted Emissions Limits - Low Line



Frequency (MHz)	Meter Reading (dBuV)	Detector	Correction Factor (dB)	Adjusted Level (dBuV)	Specification Limit (dBuV)	Margin (dB)
16.462	17.8	Peak	21.2	39.0	48.0	-9.0
15.518	17.7	Peak	21.1	38.8	48.0	-9.2
15.628	17.4	Peak	21.1	38.5	48.0	-9.5
16.583	17.1	Peak	21.2	38.3	48.0	-9.7
16.573	17.1	Peak	21.2	38.3	48.0	-9.7
14.784	16.3	Peak	21.1	37.4	48.0	-10.6
15.005	15.9	Peak	21.1	37.0	48.0	-11.0
14.683	15.8	Peak	21.1	36.9	48.0	-11.1
17.206	15.3	Peak	21.2	36.5	48.0	-11.5
16.683	15.3	Peak	21.2	36.5	48.0	-11.5
14.895	15.3	Peak	21.1	36.4	48.0	-11.6
14.050	15.3	Peak	21.1	36.4	48.0	-11.6
16.251	15.1	Peak	21.2	36.3	48.0	-11.7
16.372	15.0	Peak	21.2	36.2	48.0	-11.8
14.161	15.1	Peak	21.1	36.2	48.0	-11.8
16.382	15.0	Peak	21.2	36.2	48.0	-11.8
15.417	14.8	Peak	21.1	35.9	48.0	-12.1
15.739	14.8	Peak	21.1	35.9	48.0	-12.1
16.884	14.6	Peak	21.2	35.8	48.0	-12.2
16.995	14.4	Peak	21.2	35.6	48.0	-12.4

Northwest EMC, Inc., Radiated and Conducted Emissions Data Sheets

Rev 3.3
10/09/99

EUT: Bluetooth/Ambler	Serial Number: RJ050100	Job Number: INSC00z2	Date: 05/10/00
Manufacturer: Intel Corporation	Test Engineer: Rod Peloquin	Job Site: EV01	
Customer Reference Number:	Software: FCC "H" Pattern	Power: 120VAC/60Hz	
Comments: ACL Acquire link mode, Antenna 'A'			

Rod Peloquin

Temperature (°C): 70	% Humidity: 38
--------------------------------	--------------------------

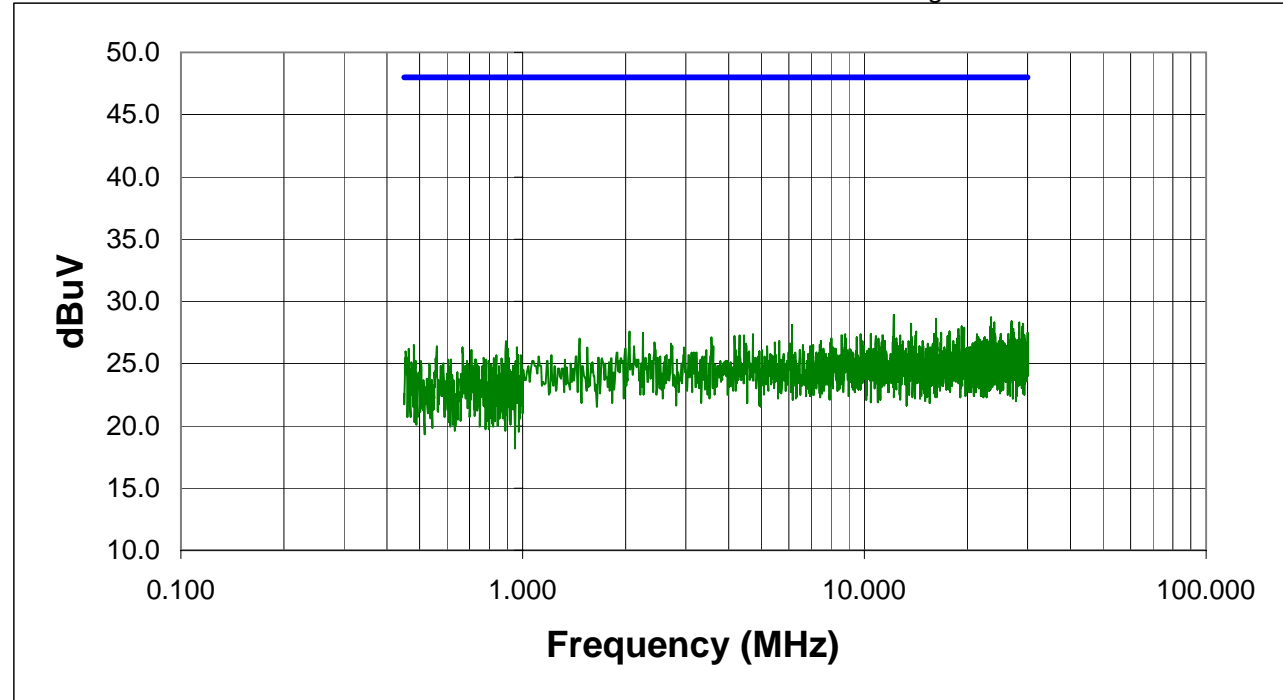
Test System

EUT		

Test Equipment

AAB	AQA	LIC	LIN		

FCC Part 15 Class B Conducted Emissions Limits - High Line



Frequency (MHz)	Meter Reading (dBuV)	Detector	Correction Factor (dB)	Adjusted Level (dBuV)	Specification Limit (dBuV)	Margin (dB)
12.181	7.8	Peak	21.1	28.9	48.0	-19.1
23.462	7.5	Peak	21.2	28.7	48.0	-19.3
16.231	7.4	Peak	21.2	28.6	48.0	-19.4
26.914	7.1	Peak	21.3	28.4	48.0	-19.6
24.021	7.1	Peak	21.2	28.3	48.0	-19.7
28.375	7.0	Peak	21.3	28.3	48.0	-19.7
28.365	7.0	Peak	21.3	28.3	48.0	-19.7
13.709	7.1	Peak	21.1	28.2	48.0	-19.8
29.126	6.9	Peak	21.3	28.2	48.0	-19.8
26.964	6.9	Peak	21.3	28.2	48.0	-19.8
6.145	7.2	Peak	20.9	28.1	48.0	-19.9

Northwest EMC, Inc., Radiated and Conducted Emissions Data Sheets

Rev 3.3
10/09/99

EUT: Bluetooth/Ambler	Serial Number: RJ050100	Job Number: INSC00z2	Date: 05/10/00
Manufacturer: Intel Corporation	Test Engineer: Rod Peloquin	Job Site: EV01	
Customer Reference Number:	Software: FCC "H" Pattern	Power: 120VAC/60Hz	

Comments: **ACL Acquire link mode, Antenna 'A'**

Rod Peloquin

Temperature (°C): 70	% Humidity: 38
--------------------------------	--------------------------

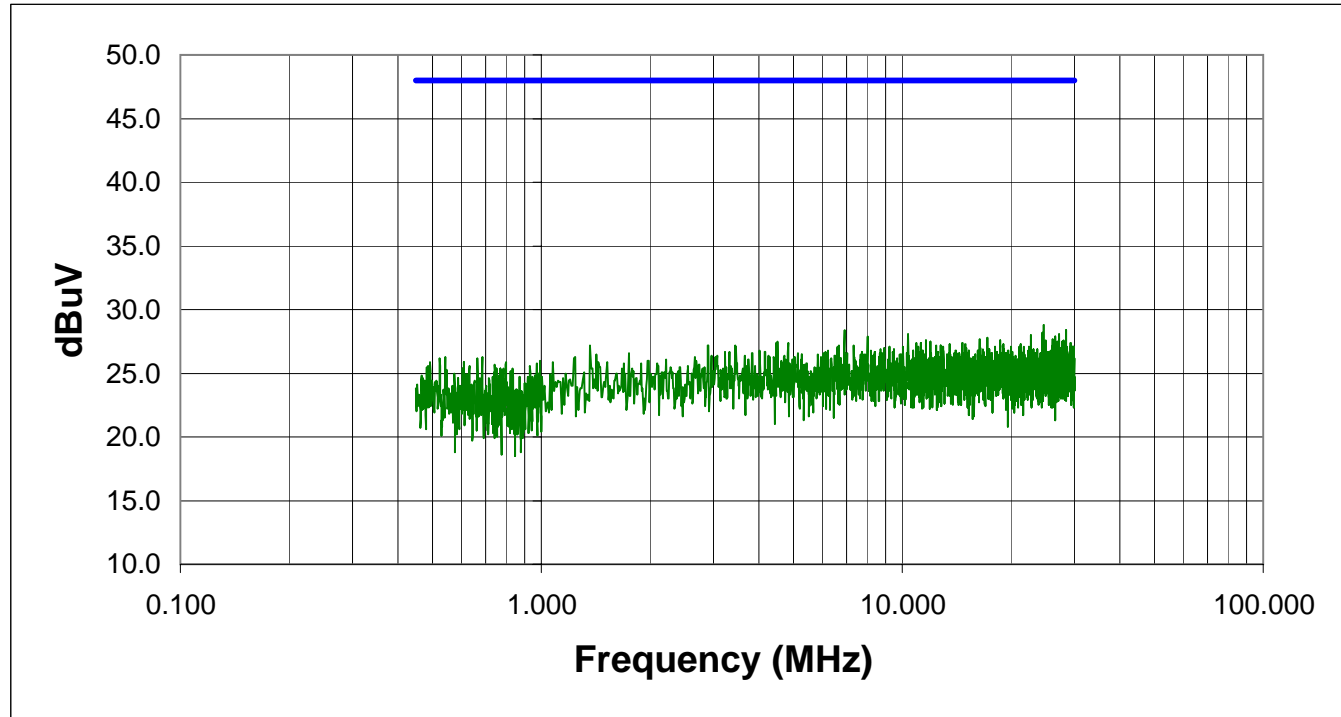
Test System

EUT		

Test Equipment

AAB	AQA	LIC	LIN		

FCC Part 15 Class B Conducted Emissions Limits - Low Line



Frequency (MHz)	Meter Reading (dBuV)	Detector	Correction Factor (dB)	Adjusted Level (dBuV)	Specification Limit (dBuV)	Margin (dB)
24.680	7.5	Peak	21.3	28.8	48.0	-19.2
6.914	7.4	Peak	21.0	28.4	48.0	-19.6
28.477	7.1	Peak	21.3	28.4	48.0	-19.6
24.437	6.9	Peak	21.3	28.2	48.0	-19.8
10.372	7.0	Peak	21.1	28.1	48.0	-19.9
27.238	6.8	Peak	21.3	28.1	48.0	-19.9