

FCC ID: O2FM2SMARTSE IC ID: 9137A-M2SMARTSE

5 TEST CONDITIONS AND RESULTS


5.1 Conducted emissions

For test instruments and accessories used, see section 6 Part A 4.

5.1.1 Description of the test location

Test location: Shielded Room S2

5.1.2 Photo documentation of the test set-up



5.1.3 Applicable standard

FCC Part 15, Section 15.207 and RSS-Gen clause 8.8

FCC ID: O2FM2SMARTSE IC ID: 9137A-M2SMARTSE**5.2 Field strength of the fundamental wave**

For test instruments and accessories used see section 6 Part **CPR 1**.

5.2.1 Description of the test location

Test location: OATS1
Test distance: 3 metres

5.2.2 Photo documentation of the test set-up**5.2.3 Applicable standard**

FCC Part 15, Section 15.225(a) and RSS-210 clause B.6(a)

FCC ID: O2FM2SMARTSE IC ID: 9137A-M2SMARTSE

5.3 Spurious emissions

For test instruments and accessories used see section 6 Part **SER 1, SER 2.**

5.3.1 Description of the test location

Test location: OATS1
 Test distance: 3 metres

5.3.2 Photo documentation of the test set-up

9 kHz – 30 MHz:



30 MHz – 1 GHz:




The test report merely corresponds to the test sample. It is not permitted to copy extracts of these test results without the written permission of the test laboratory.

FCC ID: O2FM2SMARTSE IC ID: 9137A-M2SMARTSE**5.4 Frequency tolerance**

For test instruments and accessories used see section 6 Part FE.

5.4.1 Description of the test location

Test location: AREA4 (Climatic Chamber)

5.4.2 Photo documentation of the test set-up**5.4.3 Applicable standard**

According to FCC Part 15, Section 15.225(e) and RSS-210 clause B.6

FCC ID: O2FM2SMARTSE IC ID: 9137A-M2SMARTSE


5.5 Bandwidth

For test instruments and accessories used see section 6 Part MB.

5.5.1 Description of the test location

Test location: Shielded Room S6

5.5.2 Photo documentation of the test set-up



5.5.3 Applicable standard

According to FCC Part 15, Section 15.215(c) and RSS-Gen 6.7

The test report merely corresponds to the test sample. It is not permitted to copy extracts of these test results without the written permission of the test laboratory.

FCC ID: O2FM2SMARTSE IC ID: 9137A-M2SMARTSE


5.6 Transmitter spectrum mask

For test instruments and accessories used see section 6 Part MB.

5.6.1 Description of the test location

Test location: Shielded Room S6

5.6.2 Photo documentation of the test set-up



5.6.3 Applicable standard

According to FCC Part 15, Section 15.225 (a-d) and RSS-210 clause B.6 (a-d)

5.6.4 Description of Measurement

Measurement was performed radiated.

The test report merely corresponds to the test sample. It is not permitted to copy extracts of these test results without the written permission of the test laboratory.