


Figure 2




Test Set-up for Radiated Emissions Horizontal Polarization




Test Set-up for Radiated Emissions Vertical Polarization

Figure 3



Test Set-up for Radiated Emissions, 1GHz to 5GHz – Vertical Polarization



Test Set-up for Radiated Emissions, 1GHz to 5GHz – Horizontal Polarization