

EXHIBIT A- RADIATED SPURIOUS EMISSION DATA

Note : Transmit frequency is ignore ,mark →

30M-1G

BT-Horizontal-DH5-TX

Test result

Project Number: Certification

Test Time: 2022-11-04_17.59.23

EUT Name: N.A

Test Engineer: LS

Manufacturer: N.A

Test Standard: FCC

Model: N.A

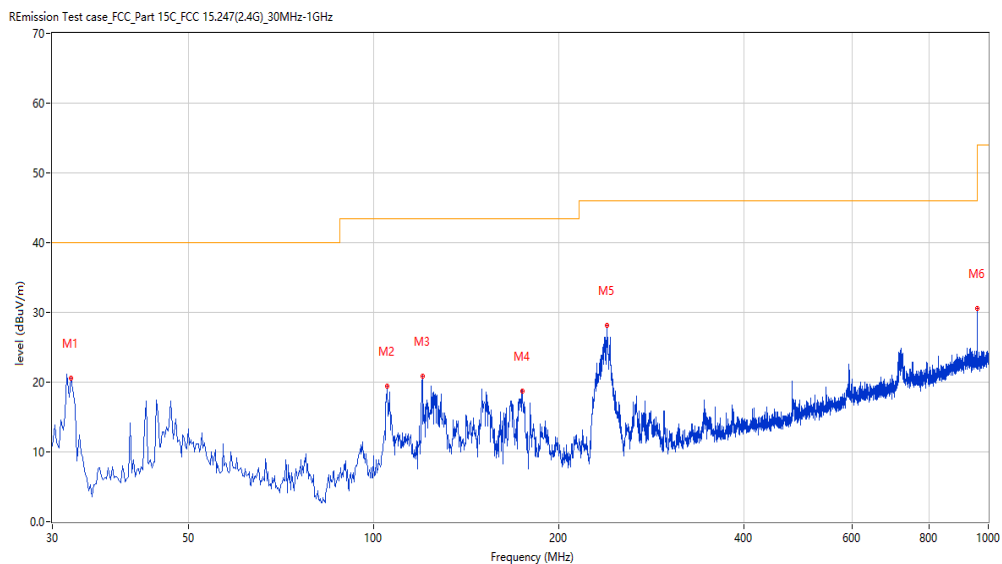
Work Addition: TX

Temp.(oC): 20.5

Load: full load

Hum.: 50%

Remark: DR-RSE01-E22080011-01#02



No.	Frequency (MHz)	Results (dBuV/m)	Factor (dB)	Limit (dBuV/m)	Over Limit (dB)	Detector	Table (Degree)	Height (cm)	Antenna	Verdict
1	32.182	20.57	-29.08	40.0	-19.43	Peak	131.80	100	Horizontal	Pass
2	105.156	19.39	-26.57	43.5	-24.11	Peak	156.20	150	Horizontal	Pass
3	119.945	20.92	-28.31	43.5	-22.58	Peak	132.70	150	Horizontal	Pass
4	174.494	18.67	-28.67	43.5	-24.83	Peak	142.40	150	Horizontal	Pass
5	239.953	28.14	-25.19	46.0	-17.86	Peak	357.30	150	Horizontal	Pass
6	959.998	30.58	-9.30	46.0	-15.42	Peak	86.50	150	Horizontal	Pass

1-18G

BT-Low channel-Horizontal-DH5-TX

Test result

Project Number: Certification

Test Time: 2022-11-07_09.22.23

EUT Name: N.A

Test Engineer: LS

Manufacturer: N.A

Test Standard: FCC

Model: N.A

Work Addition: TX

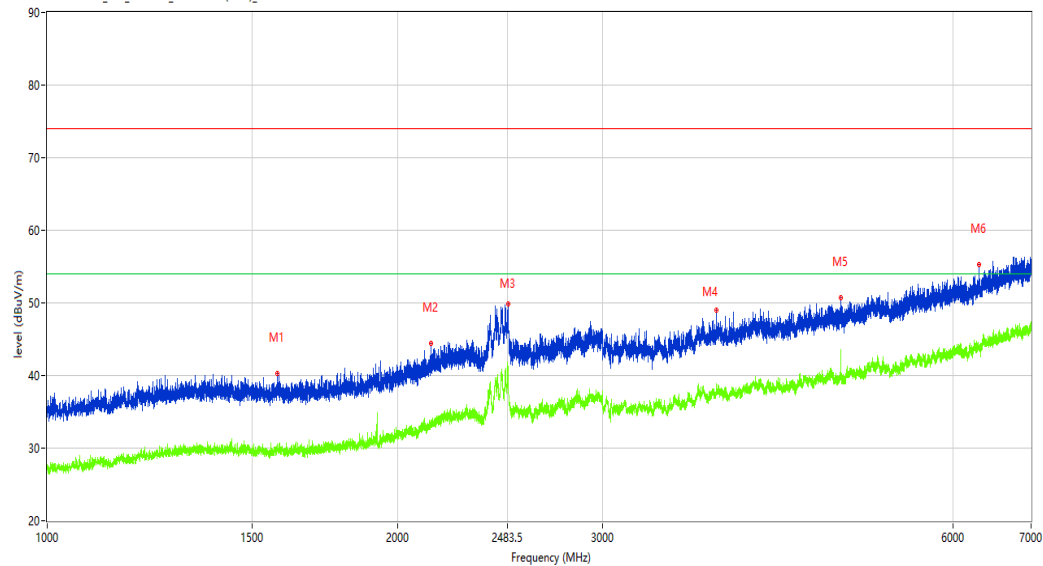
Temp.(oC): 18

Load: full load

Hum.: 57%

Remark: DR-RSE01-E22080011-01#02

Remission Test case_FCC_Part 15C_FCC 15.247(2.4G)_1GHz-7GHz RSE



No.	Frequency (MHz)	Results (dBuV/m)	Factor (dB)	Limit (dBuV/m)	Over Limit (dB)	Detector	Table (Degree)	Height (cm)	Antenna	Verdict
1	1576.500	40.27	-13.02	74.0	-33.73	Peak	88.80	100	Horizontal	Pass
1**	1576.500	30.60	-13.02	54.0	-23.40	AV	88.80	100	Horizontal	Pass
2	2135.500	44.38	-9.13	74.0	-29.62	Peak	100.40	100	Horizontal	Pass
2**	2135.500	33.85	-9.13	54.0	-20.15	AV	100.40	100	Horizontal	Pass
3	2488.000	49.83	-1.88	74.0	-24.17	Peak	275.70	100	Horizontal	Pass
3**	2488.000	40.45	-1.88	54.0	-13.55	AV	275.70	100	Horizontal	Pass
4	3758.500	49.02	-1.81	74.0	-24.98	Peak	359.60	100	Horizontal	Pass
4**	3758.500	38.79	-1.81	54.0	-15.21	AV	359.60	100	Horizontal	Pass
5	4803.500	50.71	-0.57	74.0	-23.29	Peak	0.60	100	Horizontal	Pass
5**	4803.500	43.10	-0.57	54.0	-10.90	AV	0.60	100	Horizontal	Pass
6	6315.000	55.23	3.42	74.0	-18.77	Peak	248.40	100	Horizontal	Pass
6**	6315.000	43.67	3.42	54.0	-10.33	AV	248.40	100	Horizontal	Pass

Test result

Project Number: Certification

Test Time: 2022-11-07_09.17.11

EUT Name: N.A

Test Engineer: LS

Manufacturer: N.A

Test Standard: FCC

Model: N.A

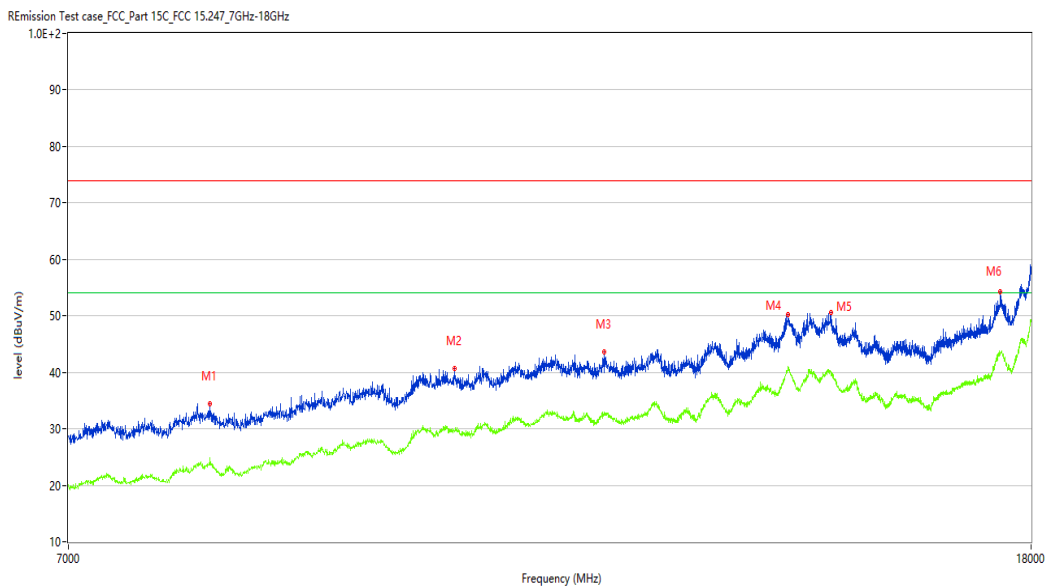
Work Addition: TX

Temp.(oC): 18

Load: full load

Hum.: 57%

Remark: DR-RSE01-E22080011-01#02



No.	Frequency (MHz)	Results (dBuV/m)	Factor (dB)	Limit (dBuV/m)	Over Limit (dB)	Detector	Table (Degree)	Height (cm)	Antenna	Verdict
1	8039.500	34.43	4.48	74.0	-39.57	Peak	54.00	100	Horizontal	Pass
1**	8039.500	24.37	4.48	54.0	-29.63	AV	54.00	100	Horizontal	Pass
2	10223.000	40.70	9.17	74.0	-33.30	Peak	168.60	100	Horizontal	Pass
2**	10223.000	29.66	9.17	54.0	-24.34	AV	168.60	100	Horizontal	Pass
3	11837.250	43.55	11.61	74.0	-30.45	Peak	109.80	100	Horizontal	Pass
3**	11837.250	32.40	11.61	54.0	-21.60	AV	109.80	100	Horizontal	Pass
4	14183.000	50.17	19.60	74.0	-23.83	Peak	357.40	100	Horizontal	Pass
4**	14183.000	40.79	19.60	54.0	-13.21	AV	357.40	100	Horizontal	Pass
5	14788.000	50.66	18.50	74.0	-23.34	Peak	133.70	100	Horizontal	Pass
5**	14788.000	40.16	18.50	54.0	-13.84	AV	133.70	100	Horizontal	Pass
6	17469.250	54.33	21.24	74.0	-19.67	Peak	204.40	100	Horizontal	Pass
6**	17469.250	43.23	21.24	54.0	-10.77	AV	204.40	100	Horizontal	Pass

BT-Band edge -Low channel- Horizontal-DH5 -TX

Test result

Project Number: Certification

Test Time: 2022-11-04_17.42.25

EUT Name: N.A

Test Engineer: LS

Manufacturer: N.A

Test Standard: FCC

Model: N.A

Work Addition: TX

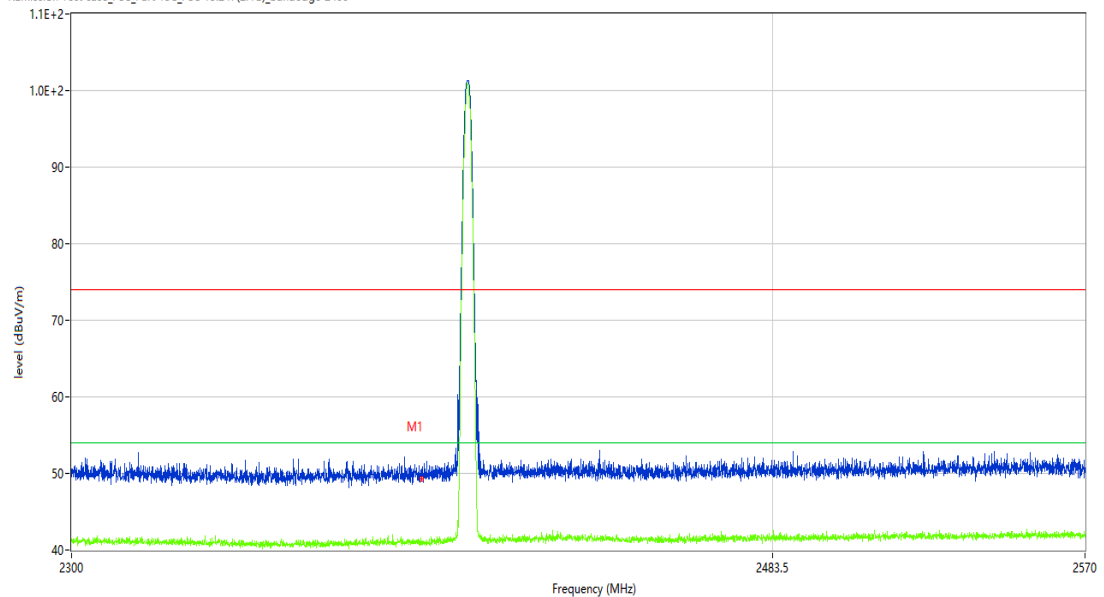
Temp.(oC): 20.5

Load: full load

Hum.: 50%

Remark: DR-RSE01-E22080011-01#02

REmission Test case_FCC_Part 15C_FCC 15.247(2.4G)_bandedge 2400



No.	Frequency (MHz)	Results (dBuV/m)	Factor (dB)	Limit (dBuV/m)	Over Limit (dB)	Detector	Table (Degree)	Height (cm)	Antenna	Verdict
1	2390.000	49.43	-9.96	74.0	-24.57	Peak	214.62	100	H	Pass
1**	2390.000	40.86	-9.96	54.0	-13.14	AV	214.62	100	H	Pass

30M-1G

BT-Hopping - Horizontal -TX

Test result

Project Number: Certification

Test Time: 2022-11-04_17.57.08

EUT Name: N.A

Test Engineer: LS

Manufacturer: N.A

Test Standard: FCC

Model: N.A

Work Addition: TX

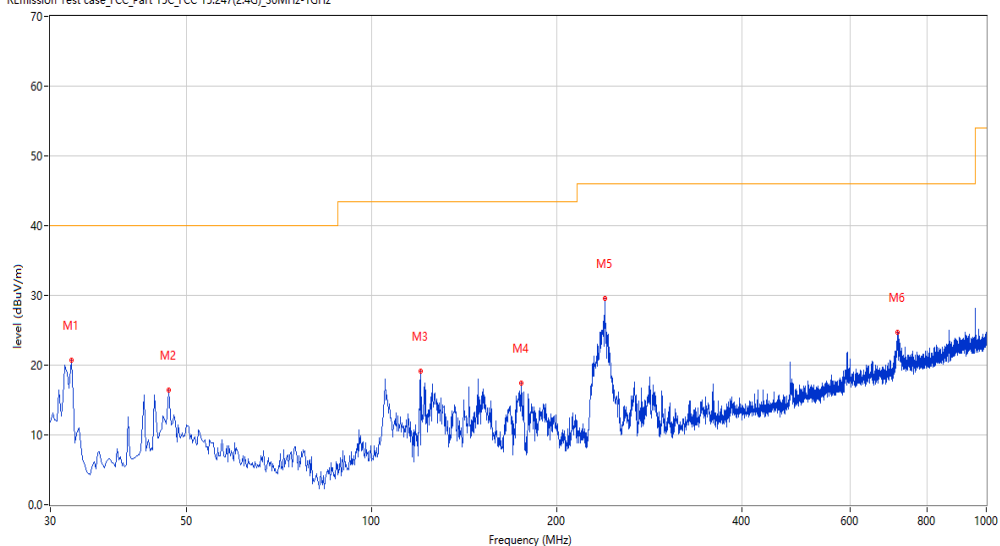
Temp.(oC): 20.5

Load: full load

Hum.: 50%

Remark: DR-RSE01-E22080011-01#02

R Emission Test case_FCC_Part 15C_FCC 15.247(2.4G)_30MHz-1GHz



No.	Frequency (MHz)	Results (dBuV/m)	Factor (dB)	Limit (dBuV/m)	Over Limit (dB)	Detector	Table (Degree)	Height (cm)	Antenna	Verdict
1	32.424	20.77	-28.99	40.0	-19.23	Peak	111.70	100	Horizontal	Pass
2	46.728	16.45	-25.17	40.0	-23.55	Peak	341.70	100	Horizontal	Pass
3	119.945	19.10	-28.31	43.5	-24.40	Peak	148.20	100	Horizontal	Pass
4	174.979	17.47	-28.64	43.5	-26.03	Peak	162.30	100	Horizontal	Pass
5	239.710	29.56	-25.21	46.0	-16.44	Peak	189.80	100	Horizontal	Pass
6	717.316	24.78	-13.92	46.0	-21.22	Peak	189.80	100	Horizontal	Pass

1-18G

BT-Hopping - Horizontal -DH5-TX

Test result

Project Number: Certification

Test Time: 2022-11-07_09.26.06

EUT Name: N.A

Test Engineer: LS

Manufacturer: N.A

Test Standard: FCC

Model: N.A

Work Addition: TX

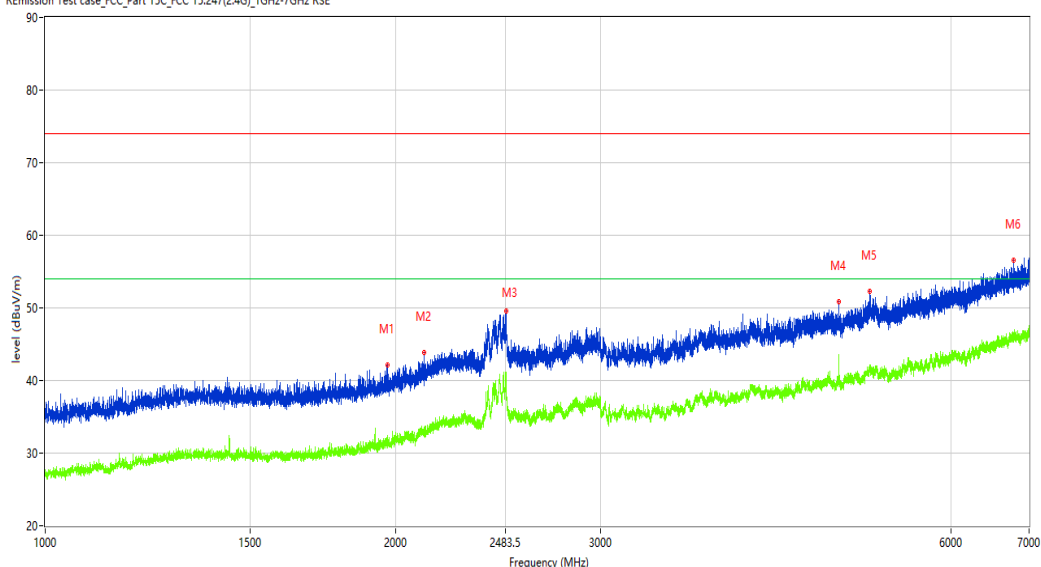
Temp.(oC): 18

Load: full load

Hum.: 57%

Remark: DR-RSE01-E22080011-01#02

REmission Test case_FCC_Part 15C_FCC 15.247(2.4G)_1GHz-7GHz RSE



No.	Frequency (MHz)	Results (dBuV/m)	Factor (dB)	Limit (dBuV/m)	Over Limit (dB)	Detector	Table (Degree)	Height (cm)	Antenna	Verdict
1	1967.750	42.18	-11.20	74.0	-31.82	Peak	153.40	100	Horizontal	Pass
1**	1967.750	31.75	-11.20	54.0	-22.25	AV	153.40	100	Horizontal	Pass
2	2114.500	43.81	-9.28	74.0	-30.19	Peak	72.40	100	Horizontal	Pass
2**	2114.500	32.73	-9.28	54.0	-21.27	AV	72.40	100	Horizontal	Pass
3	2487.000	49.51	-1.89	74.0	-24.49	Peak	130.70	100	Horizontal	Pass
3**	2487.000	41.00	-1.89	54.0	-13.00	AV	130.70	100	Horizontal	Pass
4	4804.000	50.81	-0.56	74.0	-23.19	Peak	40.00	100	Horizontal	Pass
4**	4804.000	43.62	-0.56	54.0	-10.38	AV	40.00	100	Horizontal	Pass
5	5109.000	52.35	1.30	74.0	-21.65	Peak	202.60	100	Horizontal	Pass
5**	5109.000	41.62	1.30	54.0	-12.38	AV	202.60	100	Horizontal	Pass
6	6789.500	56.60	5.19	74.0	-17.40	Peak	225.70	100	Horizontal	Pass
6**	6789.500	46.04	5.19	54.0	-7.96	AV	225.70	100	Horizontal	Pass

Test result

Project Number: Certification

Test Time: 2022-11-07_09.19.21

EUT Name: N.A

Test Engineer: LS

Manufacturer: N.A

Test Standard: FCC

Model: N.A

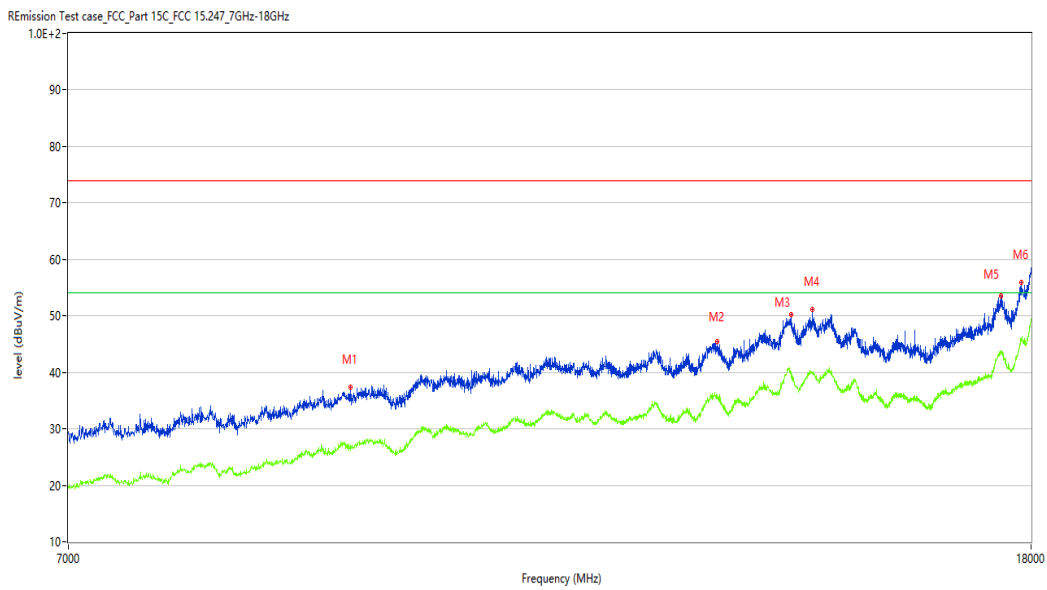
Work Addition: TX

Temp.(oC): 18

Load: full load

Hum.: 57%

Remark: DR-RSE01-E22080011-01#02



No.	Frequency (MHz)	Results (dBuV/m)	Factor (dB)	Limit (dBuV/m)	Over Limit (dB)	Detector	Table (Degree)	Height (cm)	Antenna	Verdict
1	9230.250	37.33	6.46	74.0	-36.67	Peak	222.20	100	Horizontal	Pass
1**	9230.250	26.74	6.46	54.0	-27.26	AV	222.20	100	Horizontal	Pass
2	13228.750	45.53	14.18	74.0	-28.47	Peak	70.40	100	Horizontal	Pass
2**	13228.750	35.28	14.18	54.0	-18.72	AV	70.40	100	Horizontal	Pass
3	14221.500	50.17	19.01	74.0	-23.83	Peak	0.00	100	Horizontal	Pass
3**	14221.500	39.63	19.01	54.0	-14.37	AV	0.00	100	Horizontal	Pass
4	14521.250	51.09	17.55	74.0	-22.91	Peak	258.70	100	Horizontal	Pass
4**	14521.250	40.01	17.55	54.0	-13.99	AV	258.70	100	Horizontal	Pass
5	17483.000	53.45	21.50	74.0	-20.55	Peak	175.70	100	Horizontal	Pass
5**	17483.000	43.80	21.50	54.0	-10.20	AV	175.70	100	Horizontal	Pass
6	17824.000	55.86	22.25	74.0	-18.14	Peak	271.00	100	Horizontal	Pass
6**	17824.000	45.99	22.25	54.0	-8.01	AV	271.00	100	Horizontal	Pass

BT-Bandedge-Hopping- Horizontal -DH5 -TX

Test result

Project Number: Certification

Test Time: 2022-11-04_17.54.17

EUT Name: N.A

Test Engineer: LS

Manufacturer: N.A

Test Standard: FCC

Model: N.A

Work Addition: TX

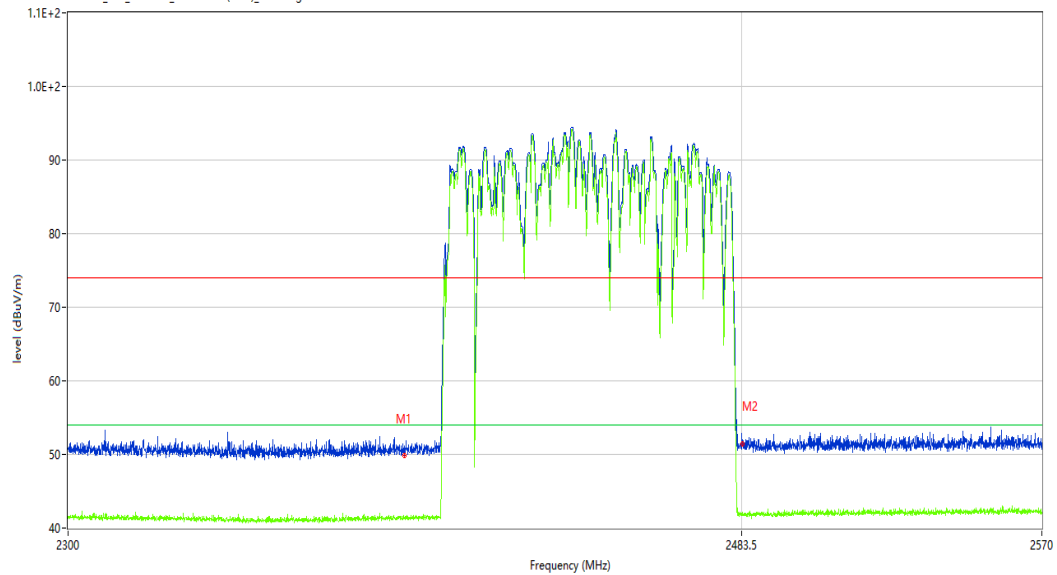
Temp.(oC): 20.5

Load: full load

Hum.: 50%

Remark: DR-RSE01-E22080011-01#02

REmission Test case_FCC_Part 15C_FCC 15.247(2.4G)_bandedge 2400



No.	Frequency (MHz)	Results (dBuV/m)	Factor (dB)	Limit (dBuV/m)	Over Limit (dB)	Detector	Table (Degree)	Height (cm)	Antenna	Verdict
1	2390.000	50.03	-9.96	74.0	-23.97	Peak	326.40	100	H	Pass
1**	2390.000	41.22	-9.96	54.0	-12.78	AV	326.40	100	H	Pass
2	2483.500	51.37	-9.51	74.0	-22.63	Peak	120.52	100	H	Pass
2**	2483.500	41.82	-9.51	54.0	-12.18	AV	120.52	100	H	Pass