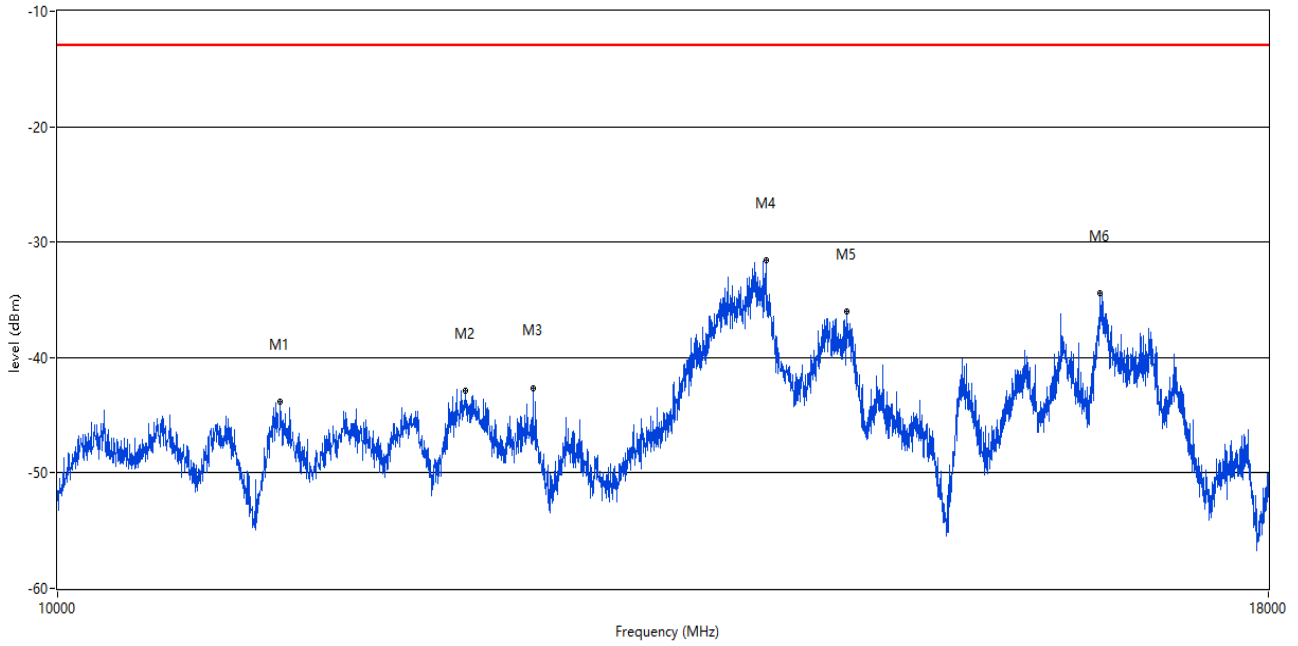


RSE-H 20wid 10-18GHz MID

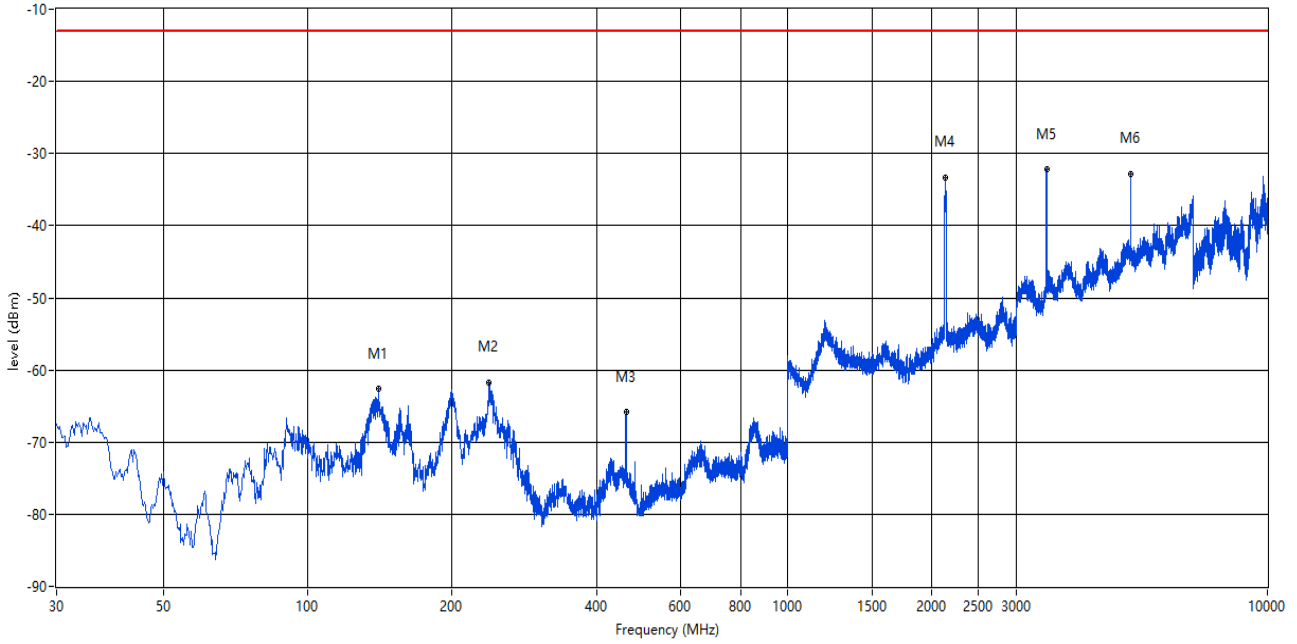
RSE Test case_CE FCC_FCC PART22&24&27_FCC LTE B2&4&25 10-18G



Frequency (MHz)	Result (dBm)	Factor (dB)	PK Limit (dBm)	Margin (dB)	Table (o)	ANT	EUT	Verdict
11139.715	-43.86	18.80	-13.0	30.86	325.00	Horizontal	Vertical	Pass
12191.452	-42.85	20.60	-13.0	29.85	329.00	Horizontal	Vertical	Pass
12597.351	-42.63	19.42	-13.0	29.63	216.00	Horizontal	Vertical	Pass
14106.973	-31.60	32.29	-13.0	18.60	190.00	Horizontal	Vertical	Pass
14668.833	-36.03	28.54	-13.0	23.03	1.00	Horizontal	Vertical	Pass
16590.352	-34.45	29.45	-13.0	21.45	109.00	Horizontal	Vertical	Pass

RSE-V 20wid 30MHz-10GHz MID

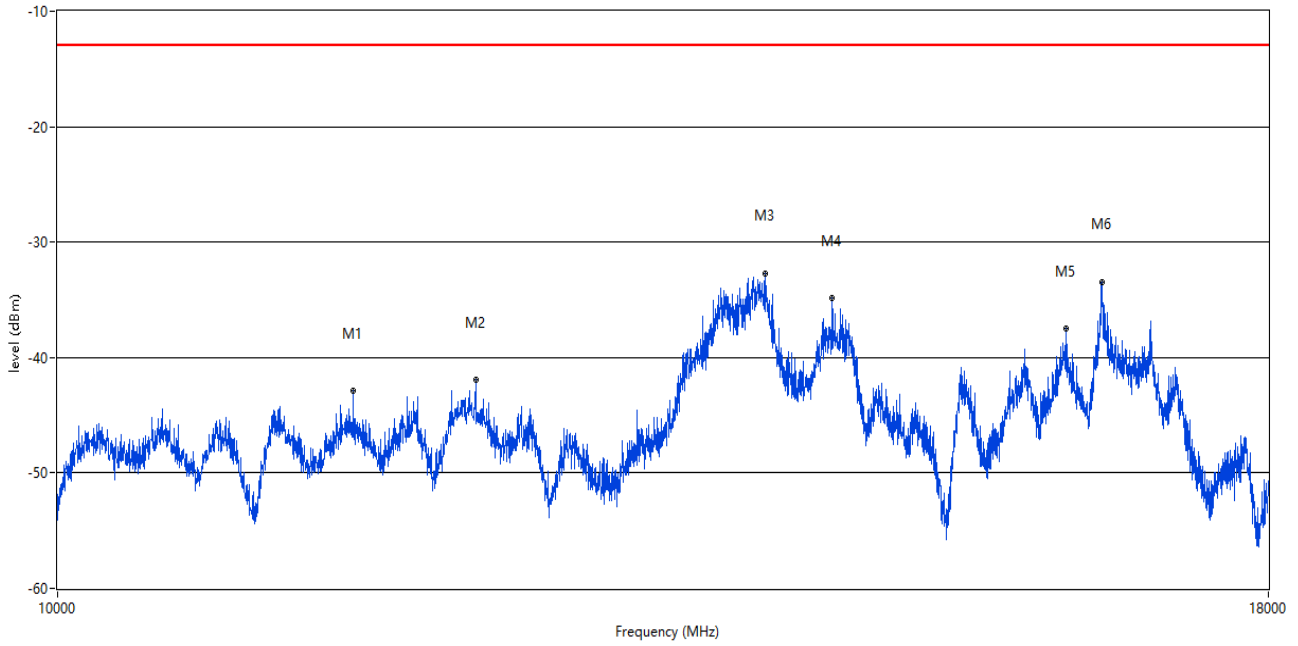
RSE Test case_CE FCC_FCC PART22&24&27_FCC PART 27_1700_WCDMA B4<E B4



Frequency (MHz)	Result (dBm)	Factor (dB)	PK Limit (dBm)	Margin (dB)	Table (o)	ANT	EUT	Verdict
140.552	-62.61	-16.88	-13.0	49.61	249.00	Vertical	Vertical	Pass
238.740	-61.83	-4.88	-13.0	48.83	34.00	Vertical	Vertical	Pass
460.815	-65.76	-4.77	-13.0	52.76	344.00	Vertical	Vertical	Pass
2132.716	-33.35	3.46	-13.0	20.35	169.00	Vertical	Vertical	N.A
3465.884	-32.22	9.85	-13.0	19.22	187.00	Vertical	Vertical	Pass
5198.450	-32.91	14.58	-13.0	19.91	231.00	Vertical	Vertical	Pass

RSE-V 20wid 10-18GHz MID

RSE Test case_CE FCC_FCC PART22&24&27_FCC LTE B2&4&25 10-18G



Frequency (MHz)	Result (dBm)	Factor (dB)	PK Limit (dBm)	Margin (dB)	Table (o)	ANT	EUT	Verdict
11543.614	-42.90	19.34	-13.0	29.90	27.00	Vertical	Vertical	Pass
12249.438	-41.92	20.42	-13.0	28.92	50.00	Vertical	Vertical	Pass
14100.975	-32.74	32.70	-13.0	19.74	173.00	Vertical	Vertical	Pass
14566.858	-34.85	27.56	-13.0	21.85	145.00	Vertical	Vertical	Pass
16316.421	-37.43	26.45	-13.0	24.43	177.00	Vertical	Vertical	Pass
16604.349	-33.43	30.19	-13.0	20.43	21.00	Vertical	Vertical	Pass

9 LTE Band 5

9.1 LTE Band 5 Bandwidth 1.4MHz, Middle Channel

RSE-H 1.4wid 30MHz-10GHz MID

RSE Test case_CE FCC_FCC PART22&24&27_FCC PART 22_850_GSM 850&CDMA BC0&WCDMA B5<E B5&26



Frequency (MHz)	Result (dBm)	Factor (dB)	PK Limit (dBm)	Margin (dB)	Table (o)	ANT	EUT	Verdict
138.855	-63.54	-16.84	-13.0	50.54	281.00	Horizontal	Vertical	Pass
239.710	-64.84	-4.53	-13.0	51.84	4.00	Horizontal	Vertical	Pass
836.869	-57.52	3.15	-13.0	44.52	5.00	Horizontal	Vertical	N.A
881.205	-36.03	1.20	-13.0	23.03	218.00	Horizontal	Vertical	N.A
1672.832	-45.25	-1.26	-13.0	32.25	130.00	Horizontal	Vertical	Pass
4182.704	-41.56	11.12	-13.0	28.56	331.00	Horizontal	Vertical	Pass

RSE-V 1.4wid 30MHz-10GHz MID

RSE Test case_CE FCC_FCC PART22&24&27_FCC PART 22_850_GSM 850&CDMA BC0&WCDMA B5<E B5&26

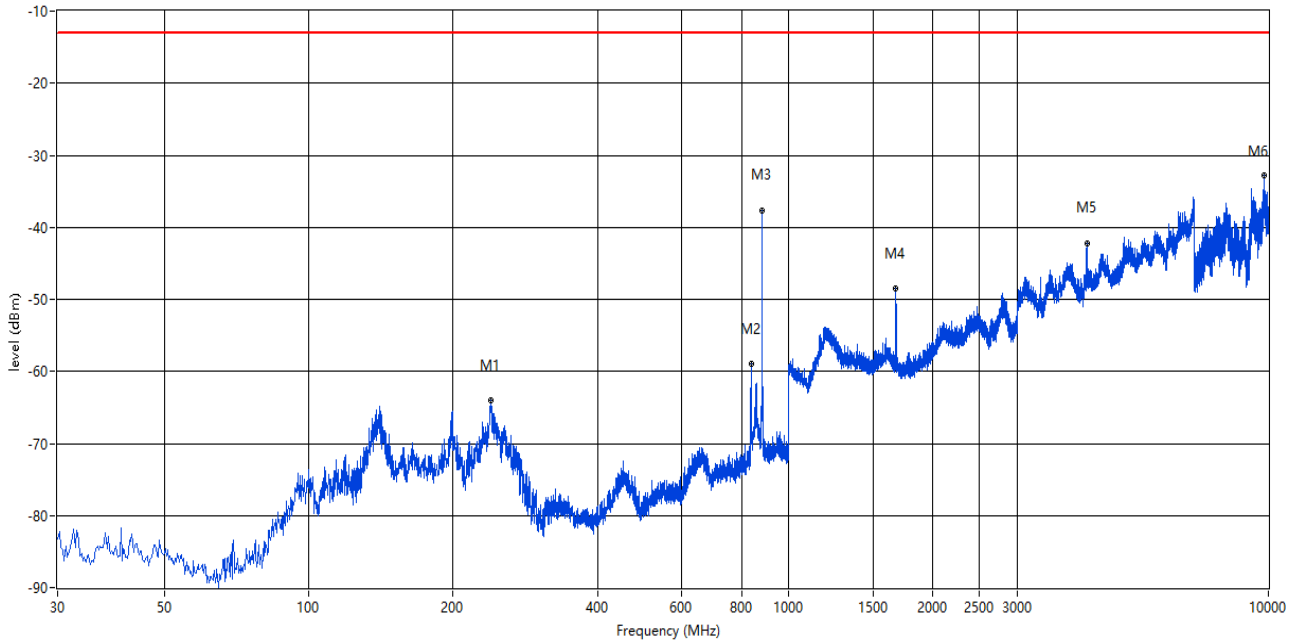


Frequency (MHz)	Result (dBm)	Factor (dB)	PK Limit (dBm)	Margin (dB)	Table (o)	ANT	EUT	Verdict
139.825	-61.60	-16.80	-13.0	48.60	1.00	Vertical	Vertical	Pass
239.225	-58.66	-4.70	-13.0	45.66	122.00	Vertical	Vertical	Pass
836.111	-59.29	3.20	-13.0	46.29	112.00	Vertical	Vertical	N.A
881.205	-49.66	1.20	-13.0	36.66	6.00	Vertical	Vertical	N.A
1672.832	-47.26	-1.26	-13.0	34.26	108.00	Vertical	Vertical	Pass
4181.705	-35.52	11.08	-13.0	22.52	280.00	Vertical	Vertical	Pass

9.2 LTE Band 5 Bandwidth 3MHz, Middle Channel

RSE-H 3wid 30MHz-10GHz MID

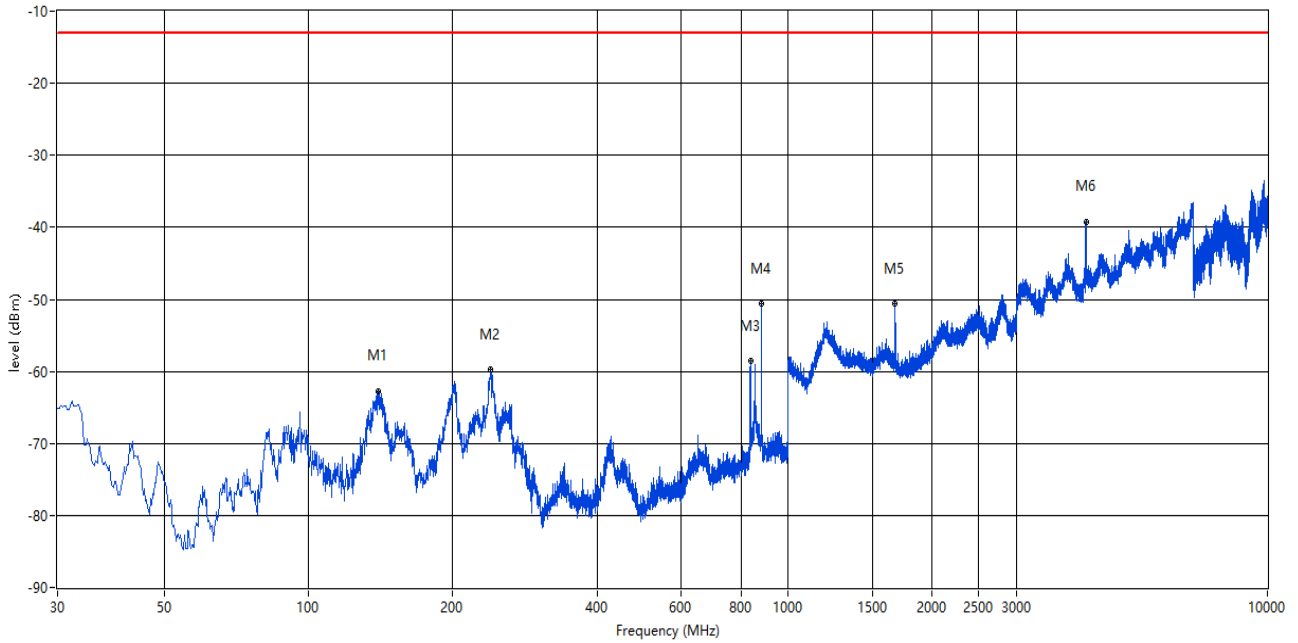
RSE Test case_CE FCC_FCC PART22&24&27_FCC PART 22_850_GSM 850&CDMA BC0&WCDMA B5<E B5&26



Frequency (MHz)	Result (dBm)	Factor (dB)	PK Limit (dBm)	Margin (dB)	Table (o)	ANT	EUT	Verdict
239.468	-64.05	-4.61	-13.0	51.05	304.00	Horizontal	Vertical	Pass
836.566	-59.02	3.49	-13.0	46.02	322.00	Horizontal	Vertical	N.A
881.477	-37.76	1.29	-13.0	24.76	222.00	Horizontal	Vertical	N.A
1672.832	-48.50	-1.26	-13.0	35.50	174.00	Horizontal	Vertical	Pass
4183.704	-42.19	11.17	-13.0	29.19	118.00	Horizontal	Vertical	Pass
9799.800	-32.75	15.22	-13.0	19.75	177.00	Horizontal	Vertical	Pass

RSE-V 3wid 30MHz-10GHz MID

RSE Test case_CE FCC_FCC PART22&24&27_FCC PART 22_850_GSM 850&CDMA BC0&WCDMA B5<E B5&26

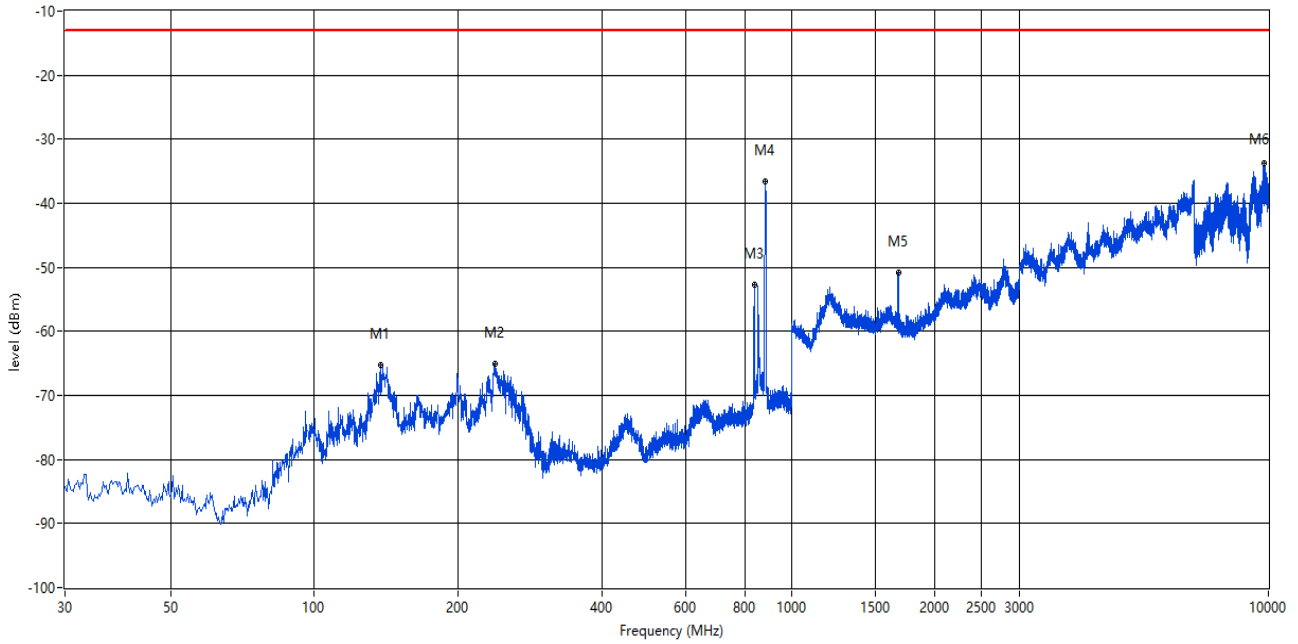


Frequency (MHz)	Result (dBm)	Factor (dB)	PK Limit (dBm)	Margin (dB)	Table (o)	ANT	EUT	Verdict
139.825	-62.69	-16.80	-13.0	49.69	308.00	Vertical	Vertical	Pass
239.225	-59.70	-4.70	-13.0	46.70	358.00	Vertical	Vertical	Pass
836.384	-58.61	3.05	-13.0	45.61	225.00	Vertical	Vertical	N.A
881.932	-50.62	1.12	-13.0	37.62	309.00	Vertical	Vertical	N.A
1673.832	-50.66	-1.29	-13.0	37.66	56.00	Vertical	Vertical	Pass
4183.704	-39.21	11.17	-13.0	26.21	254.00	Vertical	Vertical	Pass

9.3 LTE Band 5 Bandwidth 5MHz, Middle Channel

RSE-H 5wid 30MHz-10GHz MID

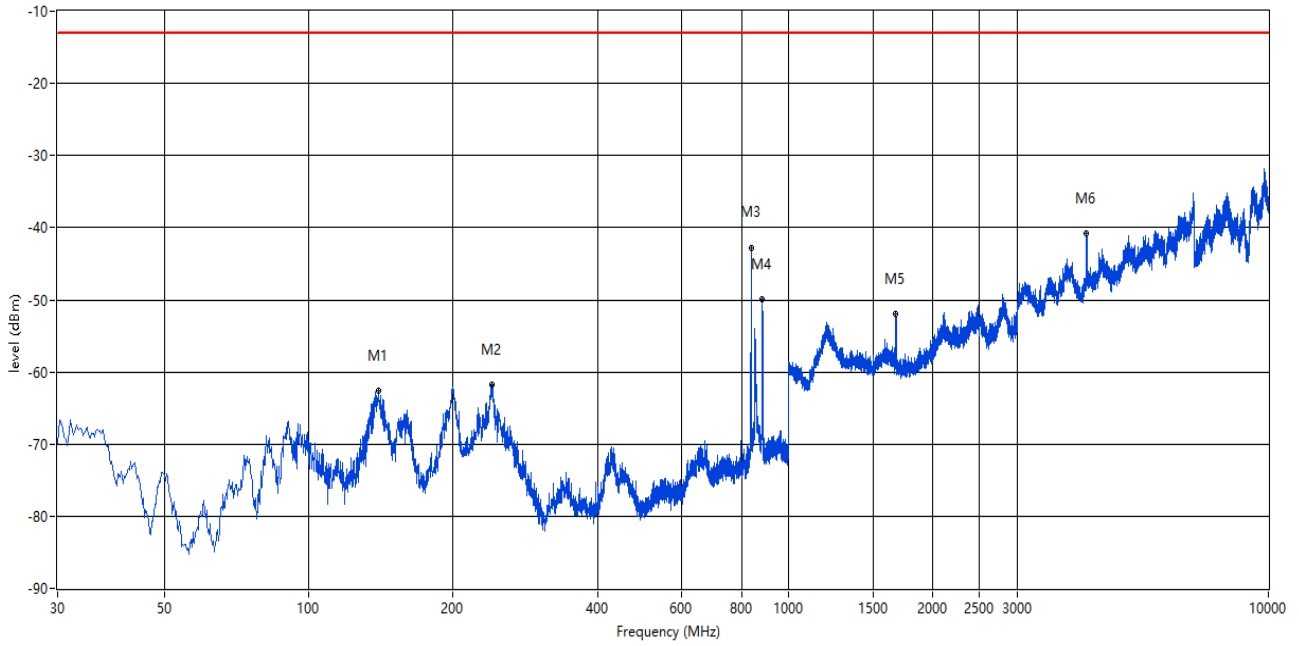
RSE Test case_CE FCC_FCC PART22&24&27_FCC PART 22_850_GSM 850&CDMA BC0&WCDMA B5<E B5&26



Frequency (MHz)	Result (dBm)	Factor (dB)	PK Limit (dBm)	Margin (dB)	Table (o)	ANT	EUT	Verdict
137.886	-65.28	-16.88	-13.0	52.28	236.00	Horizontal	Vertical	Pass
239.225	-65.11	-4.70	-13.0	52.11	27.00	Horizontal	Vertical	Pass
836.535	-52.69	3.68	-13.0	39.69	75.00	Horizontal	Vertical	N.A
881.902	-36.50	1.01	-13.0	23.50	193.00	Horizontal	Vertical	N.A
1675.831	-50.91	-1.36	-13.0	37.91	299.00	Horizontal	Vertical	Pass
9817.796	-33.65	14.91	-13.0	20.65	107.00	Horizontal	Vertical	Pass

RSE-H 5wid 30MHz-10GHz MID

RSE Test case_CE FCC_FCC PART22&24&27_FCC PART 22_850_GSM 850&CDMA BC0&WCDMA B5<E B5&26

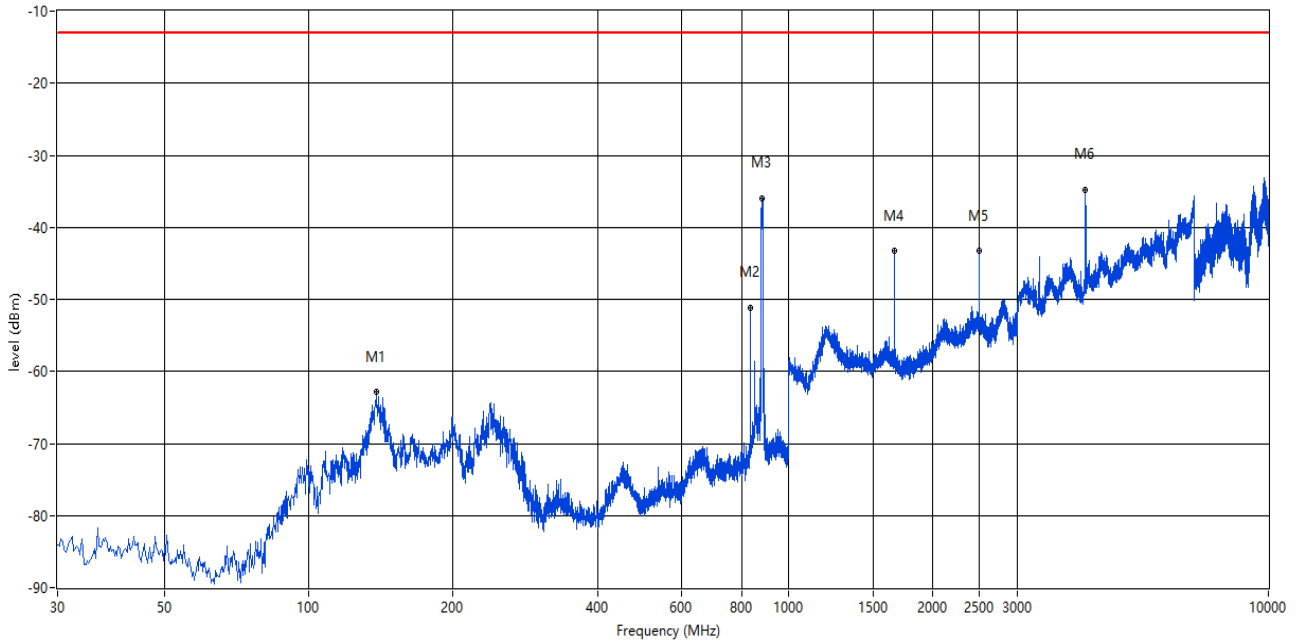


Frequency (MHz)	Result (dBm)	Factor (dB)	PK Limit (dBm)	Margin (dB)	Table (o)	ANT	EUT	Verdict
139.583	-62.56	-16.81	-13.0	49.56	147.00	Vertical	Vertical	Pass
241.650	-61.70	-4.84	-13.0	48.70	253.00	Vertical	Vertical	Pass
836.535	-42.81	3.68	-13.0	29.81	18.00	Vertical	Vertical	N.A
881.508	-49.95	1.43	-13.0	36.95	328.00	Vertical	Vertical	N.A
1672.832	-51.95	-1.26	-13.0	38.95	207.00	Vertical	Vertical	Pass
4182.704	-40.74	11.12	-13.0	27.74	122.00	Vertical	Vertical	Pass

9.4 LTE Band 5 Bandwidth 10MHz, Middle Channel

RSE-H 10wid 30MHz-10GHz MID

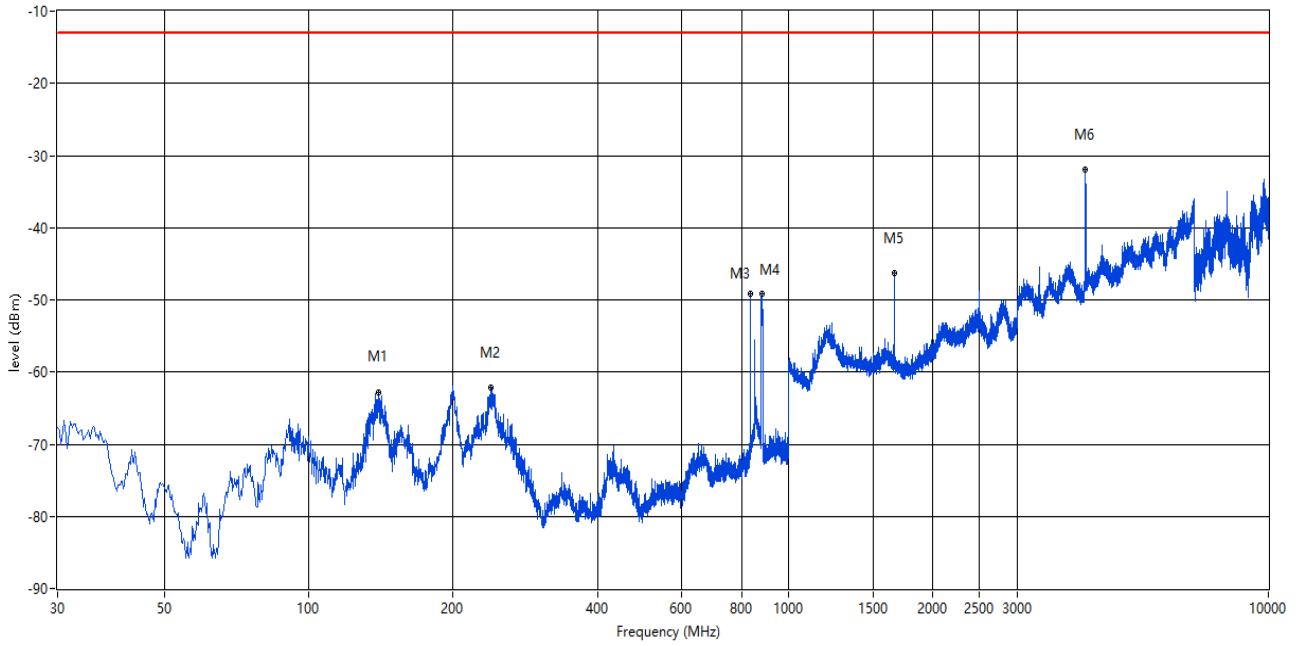
RSE Test case_CE FCC_FCC PART22&24&27_FCC PART 22_850_GSM 850&CDMA BC0&WCDMA B5<E B5&26



Frequency (MHz)	Result (dBm)	Factor (dB)	PK Limit (dBm)	Margin (dB)	Table (o)	ANT	EUT	Verdict
138.855	-62.82	-16.84	-13.0	49.82	152.00	Horizontal	Vertical	Pass
836.990	-51.20	2.37	-13.0	38.20	180.00	Horizontal	Vertical	N.A
881.205	-35.93	1.20	-13.0	22.93	5.00	Horizontal	Vertical	N.A
1664.334	-43.26	-1.03	-13.0	30.26	320.00	Horizontal	Vertical	Pass
2496.126	-43.19	5.75	-13.0	30.19	223.00	Horizontal	Vertical	Pass
4160.710	-35.53	11.24	-13.0	22.53	267.00	Horizontal	Vertical	Pass

RSE-V 10wid 30MHz-10GHz MID

RSE Test case_CE FCC_FCC PART22&24&27_FCC PART 22_850_GSM 850&CDMA BC0&WCDMA B5<E B5&26



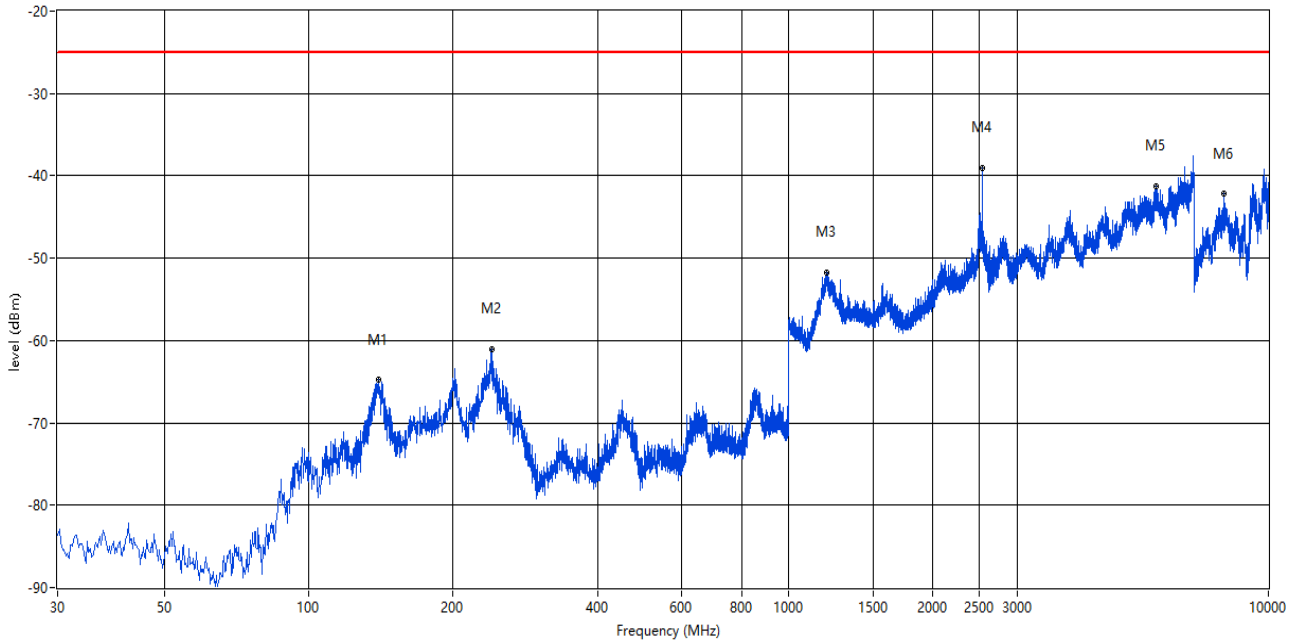
Frequency (MHz)	Result (dBm)	Factor (dB)	PK Limit (dBm)	Margin (dB)	Table (o)	ANT	EUT	Verdict
140.067	-62.78	-16.80	-13.0	49.78	107.00	Vertical	Vertical	Pass
239.953	-62.20	-4.44	-13.0	49.20	288.00	Vertical	Vertical	Pass
836.990	-49.13	2.37	-13.0	36.13	43.00	Vertical	Vertical	N.A
881.417	-49.18	1.06	-13.0	36.18	348.00	Vertical	Vertical	N.A
1664.334	-46.31	-1.03	-13.0	33.31	56.00	Vertical	Vertical	Pass
4160.710	-32.00	11.24	-13.0	19.00	107.00	Vertical	Vertical	Pass

10 LTE Band 7

10.1 LTE Band 7 Bandwidth 5MHz, Middle Channel

RSE-H 5wid 30MHz-10GHz MID

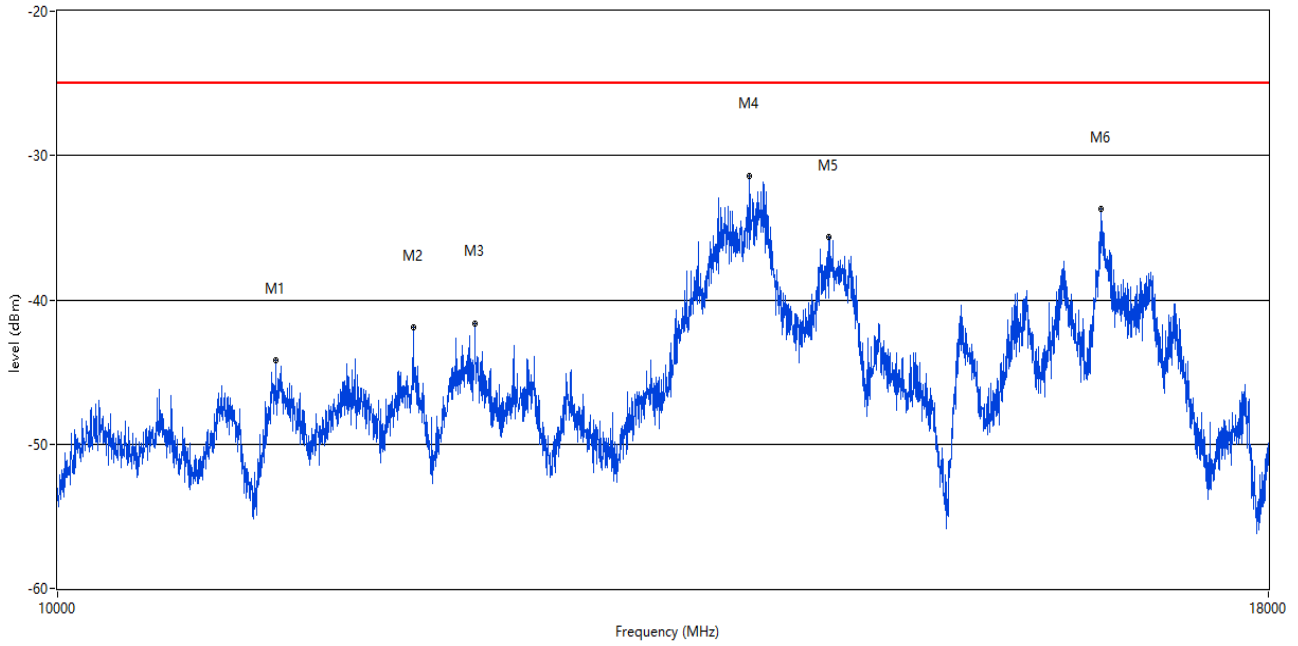
RSE Test case_CE FCC_FCC PART22&24&27_FCC PART 27_2535_LTE B7



Frequency (MHz)	Result (dBm)	Factor (dB)	PK Limit (dBm)	Margin (dB)	Table (o)	ANT	EUT	Verdict
140.067	-64.81	-16.23	-25.0	39.81	1.00	Horizontal	Vertical	Pass
240.437	-61.06	-3.69	-25.0	36.06	354.00	Horizontal	Vertical	Pass
1200.450	-51.69	5.92	-25.0	26.69	113.00	Horizontal	Vertical	Pass
2535.617	-39.03	11.29	-25.0	14.03	120.00	Horizontal	Vertical	N.A
5842.289	-41.21	16.43	-25.0	16.21	246.00	Horizontal	Vertical	Pass
8063.984	-42.21	10.09	-25.0	17.21	331.00	Horizontal	Vertical	Pass

RSE-H 5wid 10-18GHz MID

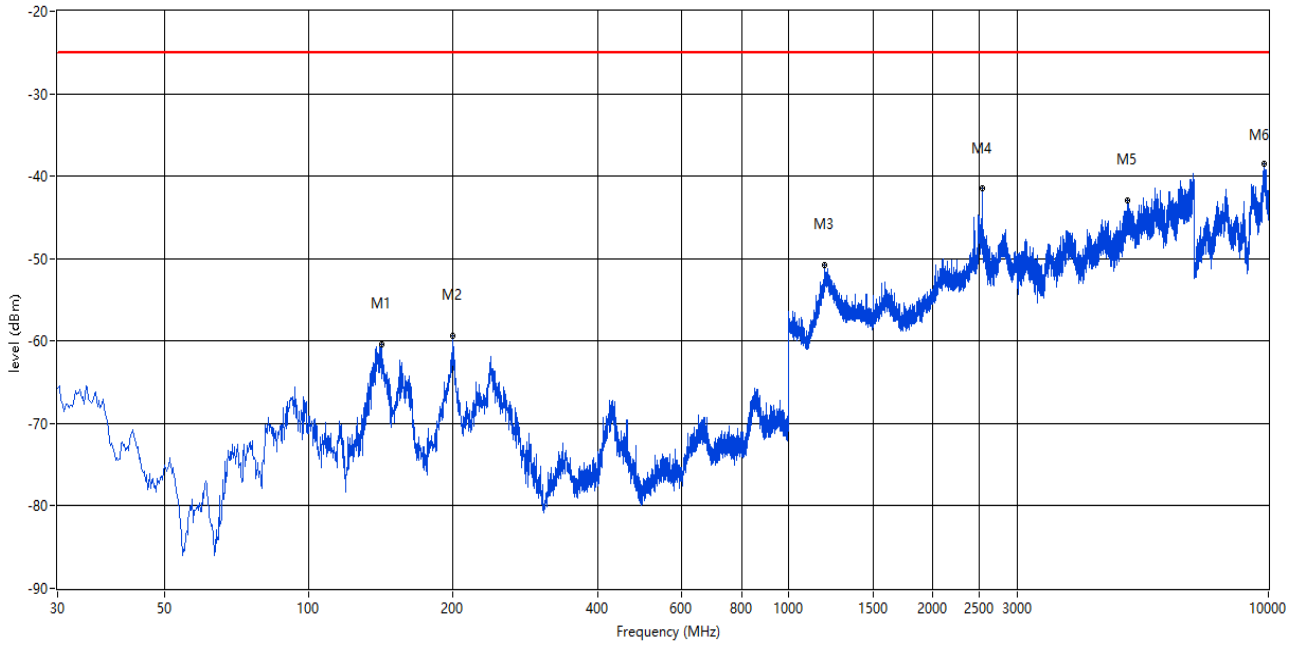
RSE Test case_CE FCC_FCC PART22&24&27_FCC LTE B7 10-18G



Frequency (MHz)	Result (dBm)	Factor (dB)	PK Limit (dBm)	Margin (dB)	Table (o)	ANT	EUT	Verdict
11117.721	-44.22	19.18	-25.0	19.22	48.00	Horizontal	Vertical	Pass
11885.529	-41.93	19.80	-25.0	16.93	351.00	Horizontal	Vertical	Pass
12245.439	-41.61	20.45	-25.0	16.61	210.00	Horizontal	Vertical	Pass
13993.002	-31.37	32.44	-25.0	6.37	59.00	Horizontal	Vertical	Pass
14542.864	-35.67	27.48	-25.0	10.67	56.00	Horizontal	Vertical	Pass
16598.350	-33.72	30.20	-25.0	8.72	253.00	Horizontal	Vertical	Pass

RSE-V 5wid 30MHz-10GHz MID

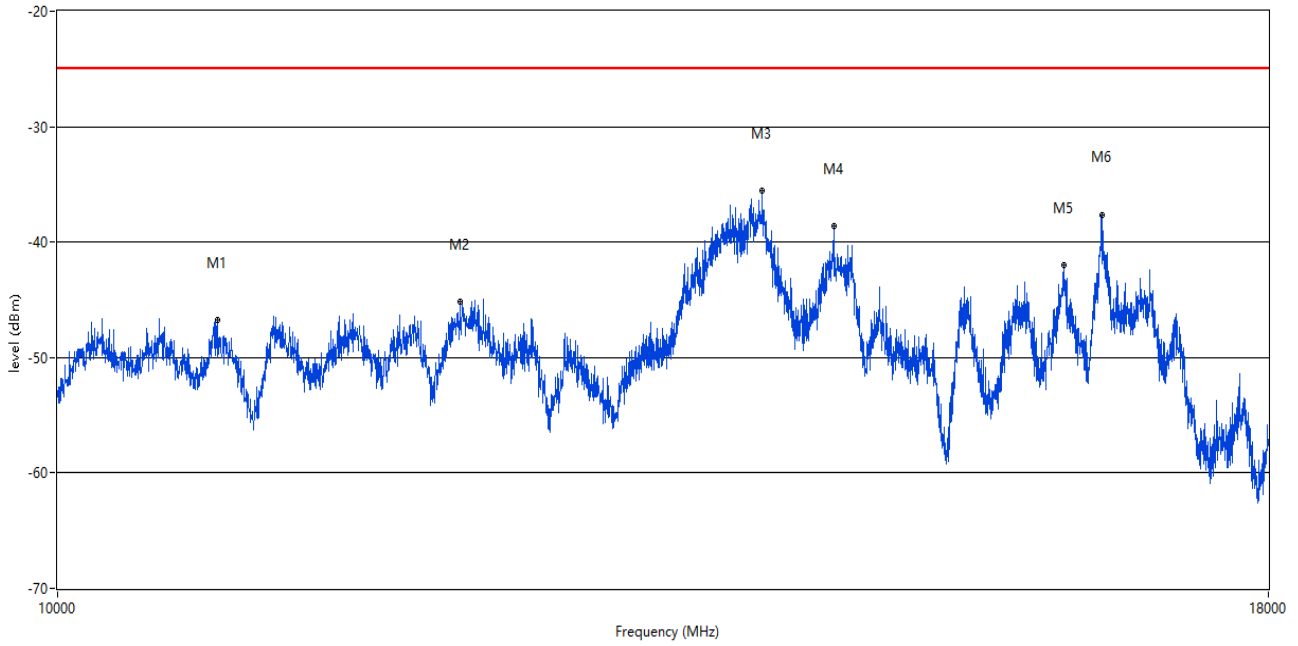
RSE Test case_CE FCC_FCC PART22&24&27_FCC PART 27_2535_LTE B7



Frequency (MHz)	Result (dBm)	Factor (dB)	PK Limit (dBm)	Margin (dB)	Table (o)	ANT	EUT	Verdict
141.765	-60.38	-16.39	-25.0	35.38	242.00	Vertical	Vertical	Pass
200.192	-59.32	-9.14	-25.0	34.32	273.00	Vertical	Vertical	Pass
1188.953	-50.78	5.19	-25.0	25.78	158.00	Vertical	Vertical	Pass
2535.616	-41.39	11.13	-25.0	16.39	12.00	Vertical	Vertical	N.A
5099.475	-43.01	15.36	-25.0	18.01	72.00	Vertical	Vertical	Pass
9793.302	-38.47	15.06	-25.0	13.47	315.00	Vertical	Vertical	Pass

RSE-V 5wid 10-18GHz MID

RSE Test case_CE FCC_FCC PART22&24&27_FCC LTE B7 10-18G

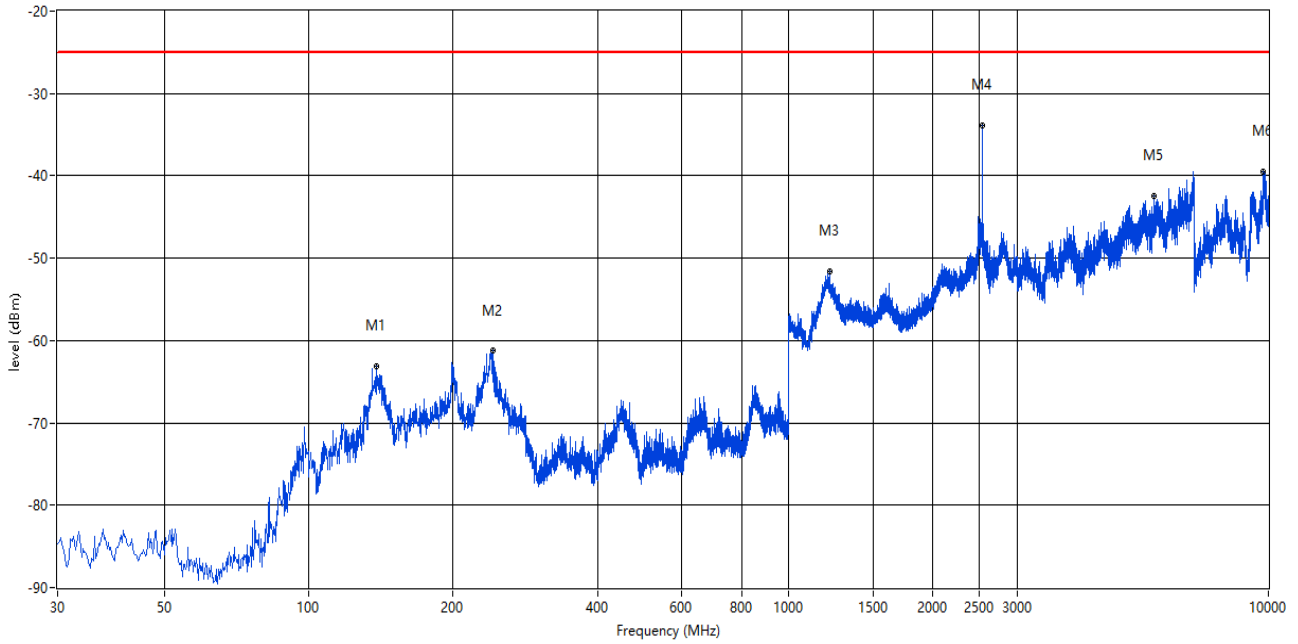


Frequency (MHz)	Result (dBm)	Factor (dB)	PK Limit (dBm)	Margin (dB)	Table (o)	ANT	EUT	Verdict
10809.798	-46.79	19.08	-25.0	21.79	165.00	Vertical	Vertical	Pass
12155.461	-45.15	20.15	-25.0	20.15	91.00	Vertical	Vertical	Pass
14078.980	-35.52	32.73	-25.0	10.52	176.00	Vertical	Vertical	Pass
14578.855	-38.66	27.60	-25.0	13.66	304.00	Vertical	Vertical	Pass
16298.425	-42.01	27.08	-25.0	17.01	173.00	Vertical	Vertical	Pass
16600.350	-37.63	30.35	-25.0	12.63	47.00	Vertical	Vertical	Pass

10.2 LTE Band 7 Bandwidth 10MHz, Middle Channel

RSE-H 10wid 30MHz-10GHz MID

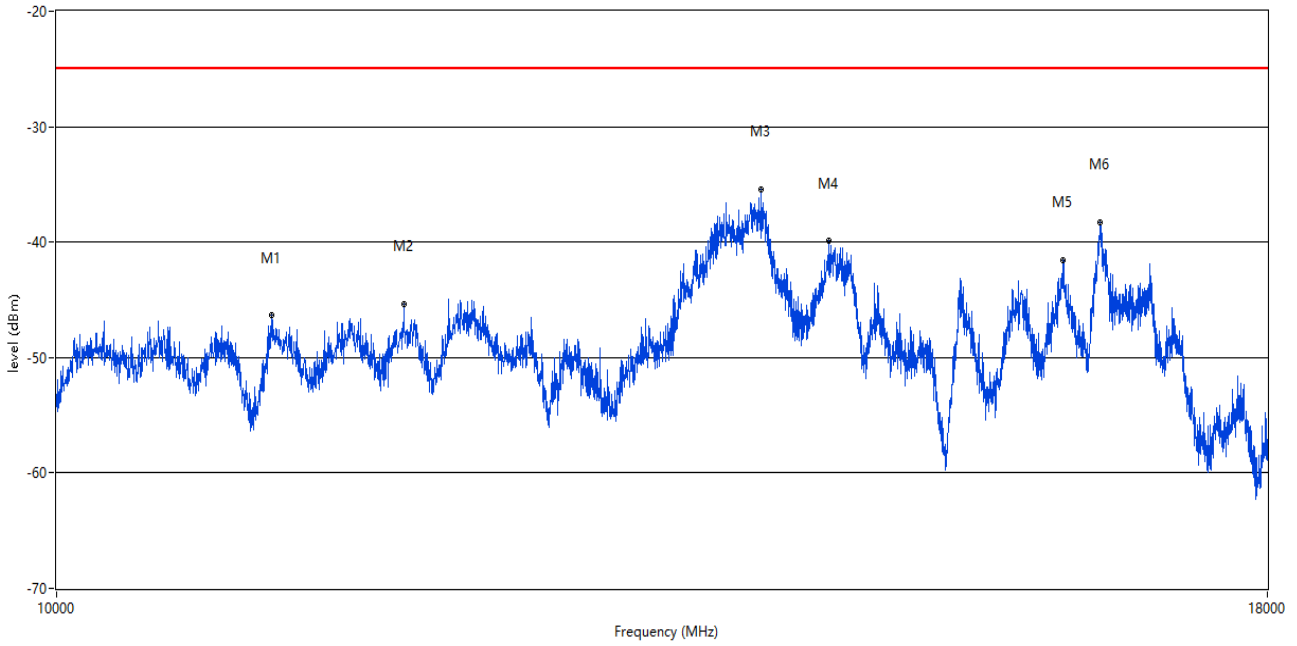
RSE Test case_CE FCC_FCC PART22&24&27_FCC PART 27_2535_LTE B7



Frequency (MHz)	Result (dBm)	Factor (dB)	PK Limit (dBm)	Margin (dB)	Table (o)	ANT	EUT	Verdict
138.613	-63.07	-16.28	-25.0	38.07	101.00	Horizontal	Vertical	Pass
242.619	-61.13	-4.28	-25.0	36.13	223.00	Horizontal	Vertical	Pass
1220.445	-51.61	4.90	-25.0	26.61	235.00	Horizontal	Vertical	Pass
2535.617	-33.85	11.41	-25.0	8.85	244.00	Horizontal	Vertical	N.A
5782.304	-42.49	16.32	-25.0	17.49	203.00	Horizontal	Vertical	Pass
9768.558	-39.49	14.43	-25.0	14.49	5.00	Horizontal	Vertical	Pass

RSE-H 10wid 10-18GHz MID

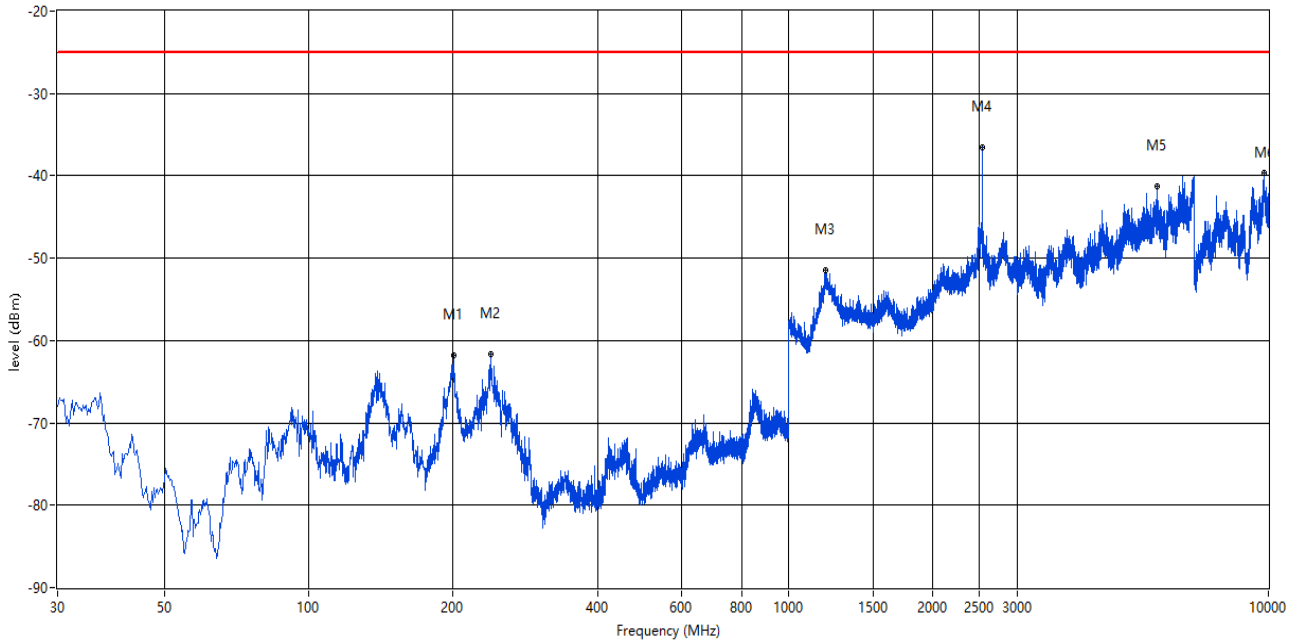
RSE Test case_CE FCC_FCC PART22&24&27_FCC LTE B7 10-18G



Frequency (MHz)	Result (dBm)	Factor (dB)	PK Limit (dBm)	Margin (dB)	Table (o)	ANT	EUT	Verdict
11099.725	-46.31	19.46	-25.0	21.31	143.00	Horizontal	Vertical	Pass
11837.541	-45.34	19.27	-25.0	20.34	322.00	Horizontal	Vertical	Pass
14078.980	-35.47	32.73	-25.0	10.47	291.00	Horizontal	Vertical	Pass
14544.864	-39.86	27.49	-25.0	14.86	71.00	Horizontal	Vertical	Pass
16300.425	-41.54	27.14	-25.0	16.54	208.00	Horizontal	Vertical	Pass
16596.351	-38.26	30.02	-25.0	13.26	340.00	Horizontal	Vertical	Pass

RSE-V 10wid 30MHz-10GHz MID

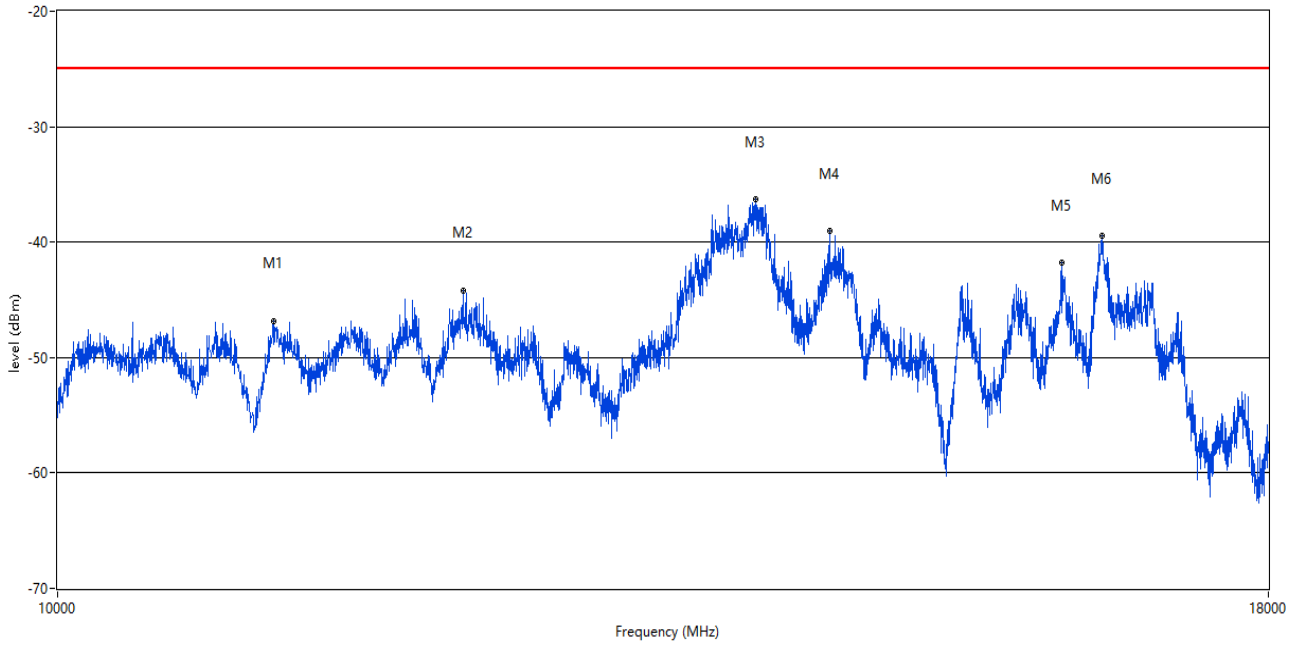
RSE Test case_CE FCC_FCC PART22&24&27_FCC PART 27_2535_LTE B7



Frequency (MHz)	Result (dBm)	Factor (dB)	PK Limit (dBm)	Margin (dB)	Table (o)	ANT	EUT	Verdict
200.920	-61.86	-9.55	-25.0	36.86	141.00	Vertical	Vertical	Pass
239.225	-61.58	-3.88	-25.0	36.58	2.00	Vertical	Vertical	Pass
1197.451	-51.48	5.77	-25.0	26.48	188.00	Vertical	Vertical	Pass
2535.617	-36.52	11.41	-25.0	11.52	133.00	Vertical	Vertical	N.A
5860.285	-41.31	16.61	-25.0	16.31	231.00	Vertical	Vertical	Pass
9798.800	-39.70	15.20	-25.0	14.70	324.00	Vertical	Vertical	Pass

RSE-V 10wid 10-18GHz MID

RSE Test case_CE FCC_FCC PART22&24&27_FCC LTE B7 10-18G

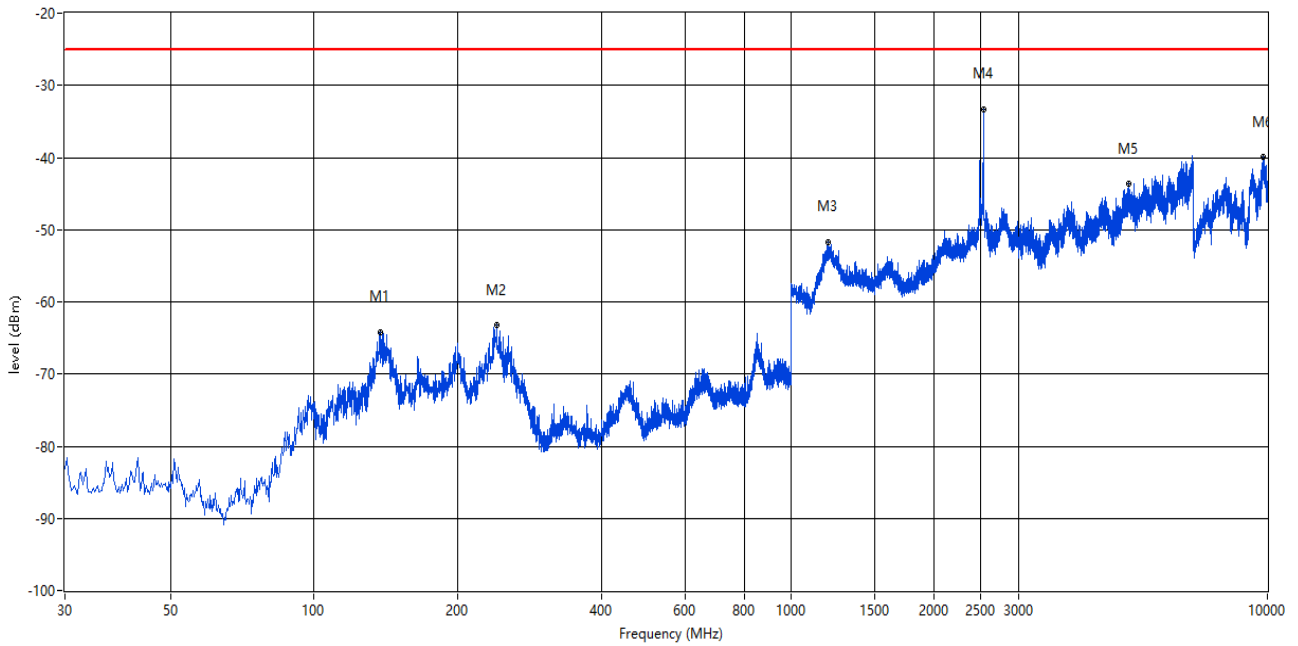


Frequency (MHz)	Result (dBm)	Factor (dB)	PK Limit (dBm)	Margin (dB)	Table (o)	ANT	EUT	Verdict
11103.724	-46.81	19.42	-25.0	21.81	94.00	Vertical	Vertical	Pass
12177.456	-44.18	20.42	-25.0	19.18	44.00	Vertical	Vertical	Pass
14036.991	-36.30	32.67	-25.0	11.30	226.00	Vertical	Vertical	Pass
14544.864	-39.02	27.49	-25.0	14.02	54.00	Vertical	Vertical	Pass
16284.429	-41.83	26.43	-25.0	16.83	353.00	Vertical	Vertical	Pass
16602.349	-39.49	30.27	-25.0	14.49	297.00	Vertical	Vertical	Pass

10.3 LTE Band 7 Bandwidth 15MHz, Middle Channel

RSE-H 15wid 30MHz-10GHz MID

RSE Test case_CE FCC_FCC PART22&24&27_FCC PART 27_2535_LTE B7



Frequency (MHz)	Result (dBm)	Factor (dB)	PK Limit (dBm)	Margin (dB)	Table (o)	ANT	EUT	Verdict
137.886	-64.21	-16.32	-25.0	39.21	249.00	Horizontal	Vertical	Pass
241.650	-63.22	-4.02	-25.0	38.22	142.00	Horizontal	Vertical	Pass
1195.951	-51.75	5.67	-25.0	26.75	169.00	Horizontal	Vertical	Pass
2535.615	-38.05	10.97	-25.0	13.05	153.00	Horizontal	Vertical	N.A
5122.469	-43.60	14.92	-25.0	18.60	68.00	Horizontal	Vertical	Pass
9776.806	-39.99	14.64	-25.0	14.99	209.00	Horizontal	Vertical	Pass

RSE-H 15wid 10-18GHz MID

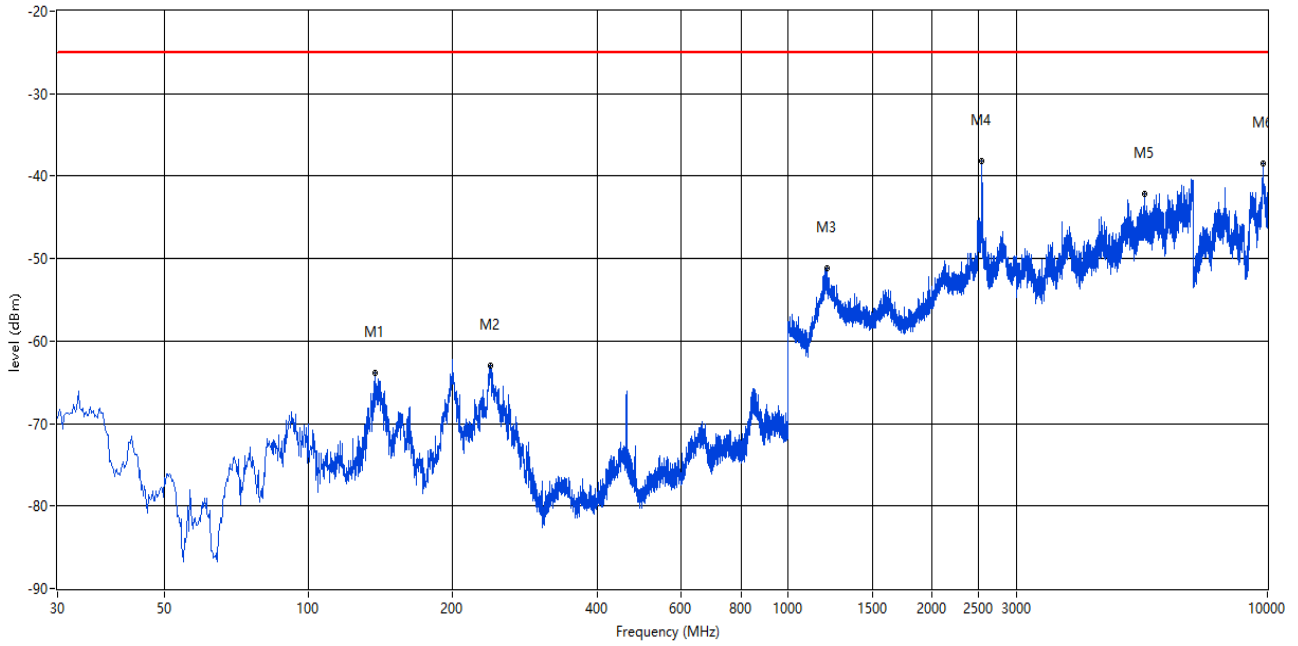
RSE Test case_CE FCC_FCC PART22&24&27_FCC LTE B7 10-18G



Frequency (MHz)	Result (dBm)	Factor (dB)	PK Limit (dBm)	Margin (dB)	Table (o)	ANT	EUT	Verdict
11105.724	-46.76	19.38	-25.0	21.76	288.00	Horizontal	Vertical	Pass
12239.440	-44.89	20.48	-25.0	19.89	354.00	Horizontal	Vertical	Pass
14018.995	-35.30	32.65	-25.0	10.30	154.00	Horizontal	Vertical	Pass
14566.858	-38.70	27.56	-25.0	13.70	346.00	Horizontal	Vertical	Pass
16002.499	-43.03	25.02	-25.0	18.03	230.00	Horizontal	Vertical	Pass
16598.350	-37.64	30.20	-25.0	12.64	177.00	Horizontal	Vertical	Pass

RSE-V 15wid 30MHz-10GHz MID

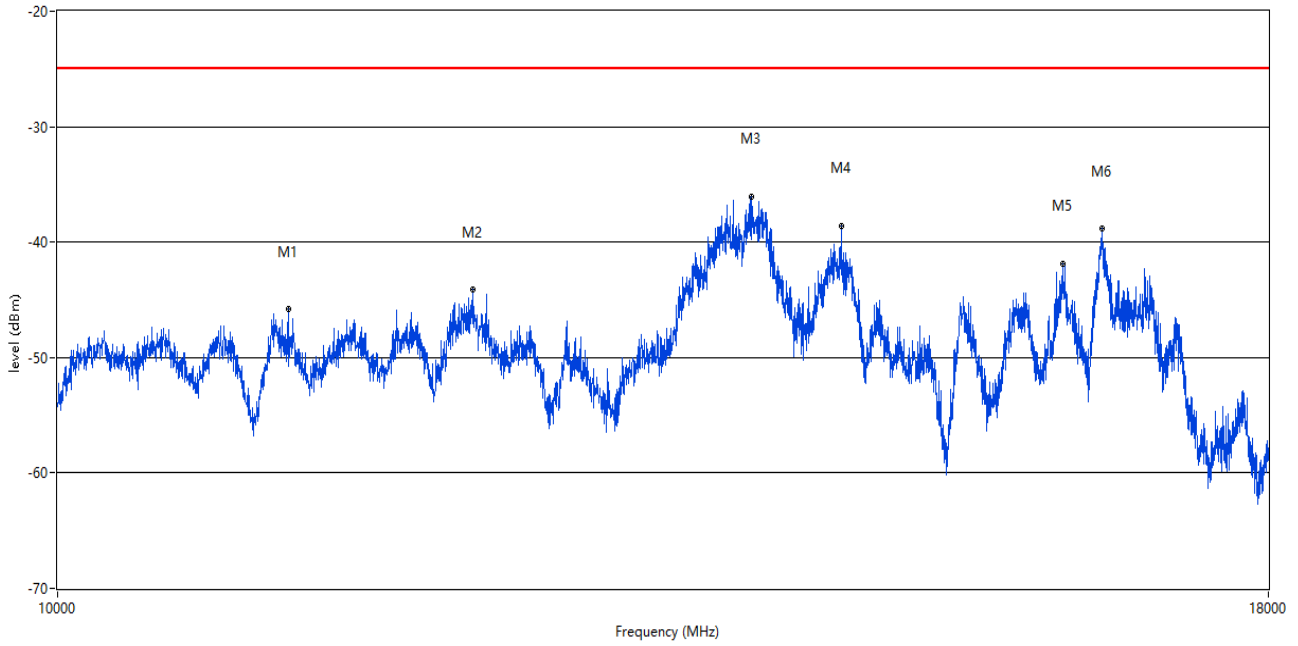
RSE Test case_CE FCC_FCC PART22&24&27_FCC PART 27_2535_LTE B7



Frequency (MHz)	Result (dBm)	Factor (dB)	PK Limit (dBm)	Margin (dB)	Table (o)	ANT	EUT	Verdict
137.886	-63.92	-16.32	-25.0	38.92	261.00	Vertical	Vertical	Pass
239.225	-63.04	-3.88	-25.0	38.04	136.00	Vertical	Vertical	Pass
1204.449	-51.14	5.74	-25.0	26.14	314.00	Vertical	Vertical	Pass
2535.115	-38.20	11.03	-25.0	13.20	268.00	Vertical	Vertical	N.A
5555.361	-42.18	15.55	-25.0	17.18	289.00	Vertical	Vertical	Pass
9796.051	-38.40	15.13	-25.0	13.40	5.00	Vertical	Vertical	Pass

RSE-V 15wid 10-18GHz MID

RSE Test case_CE FCC_FCC PART22&24&27_FCC LTE B7 10-18G

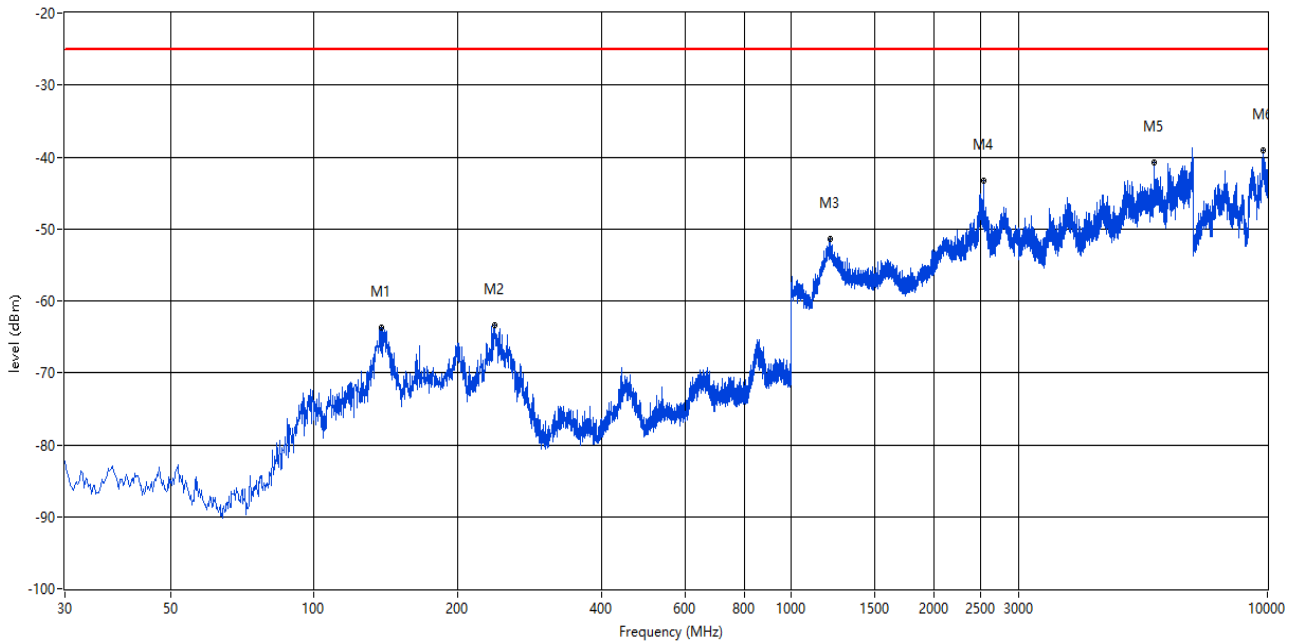


Frequency (MHz)	Result (dBm)	Factor (dB)	PK Limit (dBm)	Margin (dB)	Table (o)	ANT	EUT	Verdict
11183.704	-45.80	18.04	-25.0	20.80	207.00	Vertical	Vertical	Pass
12235.441	-44.11	20.50	-25.0	19.11	167.00	Vertical	Vertical	Pass
14006.998	-36.08	32.63	-25.0	11.08	232.00	Vertical	Vertical	Pass
14628.843	-38.56	28.03	-25.0	13.56	200.00	Vertical	Vertical	Pass
16292.427	-41.88	26.80	-25.0	16.88	136.00	Vertical	Vertical	Pass
16602.349	-38.82	30.27	-25.0	13.82	209.00	Vertical	Vertical	Pass

10.4 LTE Band 7 Bandwidth 20MHz, Middle Channel

RSE-H 20wid 30MHz-10GHz MID

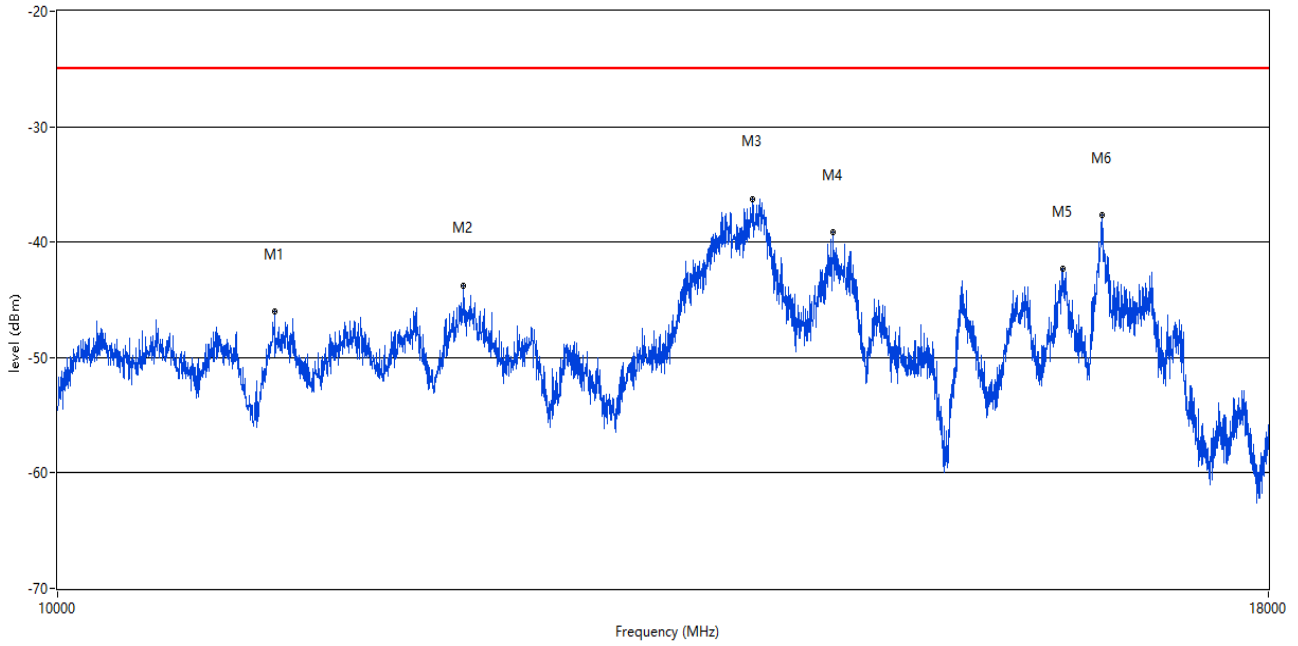
RSE Test case_CE FCC_FCC PART22&24&27_FCC PART 27_2535_LTE B7



Frequency (MHz)	Result (dBm)	Factor (dB)	PK Limit (dBm)	Margin (dB)	Table (o)	ANT	EUT	Verdict
138.128	-63.67	-16.31	-25.0	38.67	186.00	Horizontal	Vertical	Pass
238.740	-63.35	-4.07	-25.0	38.35	116.00	Horizontal	Vertical	Pass
1211.947	-51.46	5.37	-25.0	26.46	4.00	Horizontal	Vertical	Pass
2535.616	-43.32	11.25	-25.0	18.32	360.00	Horizontal	Vertical	N.A
5793.302	-40.77	16.87	-25.0	15.77	138.00	Horizontal	Vertical	Pass
9787.803	-39.06	14.92	-25.0	14.06	40.00	Horizontal	Vertical	Pass

RSE-H 20wid 10-18GHz MID

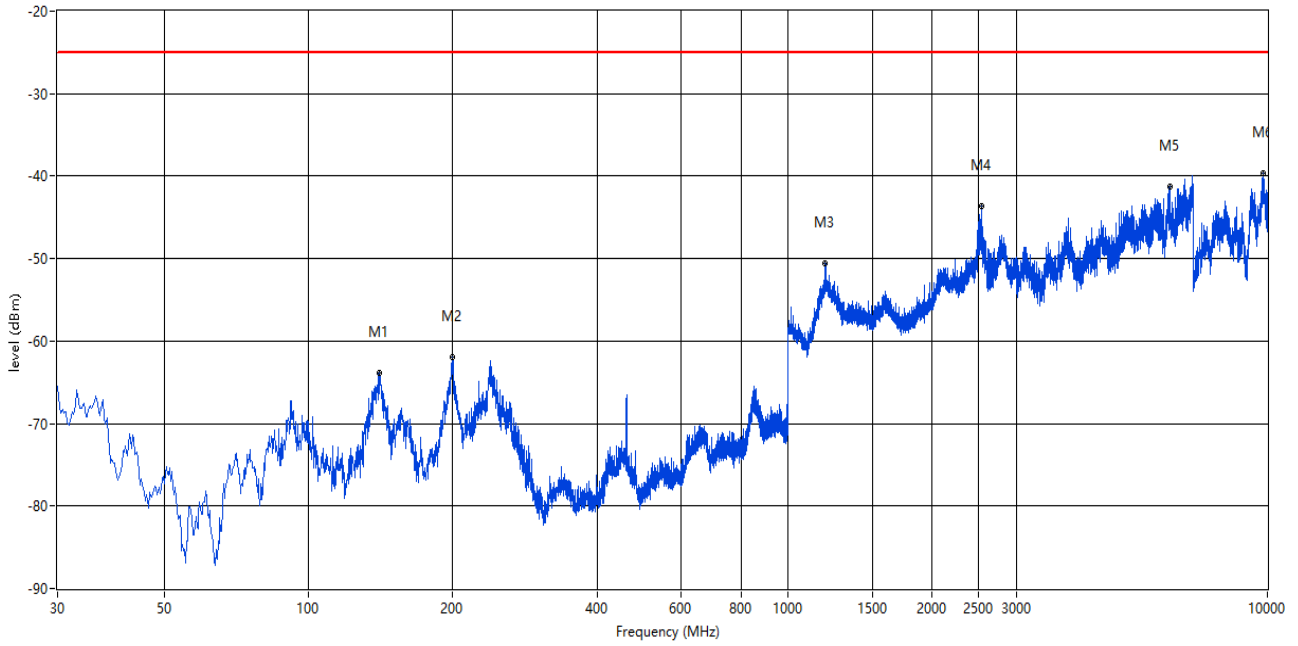
RSE Test case_CE FCC_FCC PART22&24&27_FCC LTE B7 10-18G



Frequency (MHz)	Result (dBm)	Factor (dB)	PK Limit (dBm)	Margin (dB)	Table (o)	ANT	EUT	Verdict
11111.722	-46.05	19.28	-25.0	21.05	216.00	Horizontal	Vertical	Pass
12179.455	-43.82	20.45	-25.0	18.82	350.00	Horizontal	Vertical	Pass
14012.997	-36.27	32.64	-25.0	11.27	257.00	Horizontal	Vertical	Pass
14572.857	-39.09	27.58	-25.0	14.09	348.00	Horizontal	Vertical	Pass
16290.427	-42.29	26.71	-25.0	17.29	202.00	Horizontal	Vertical	Pass
16600.350	-37.68	30.35	-25.0	12.68	265.00	Horizontal	Vertical	Pass

RSE-V 20wid 30MHz-10GHz MID

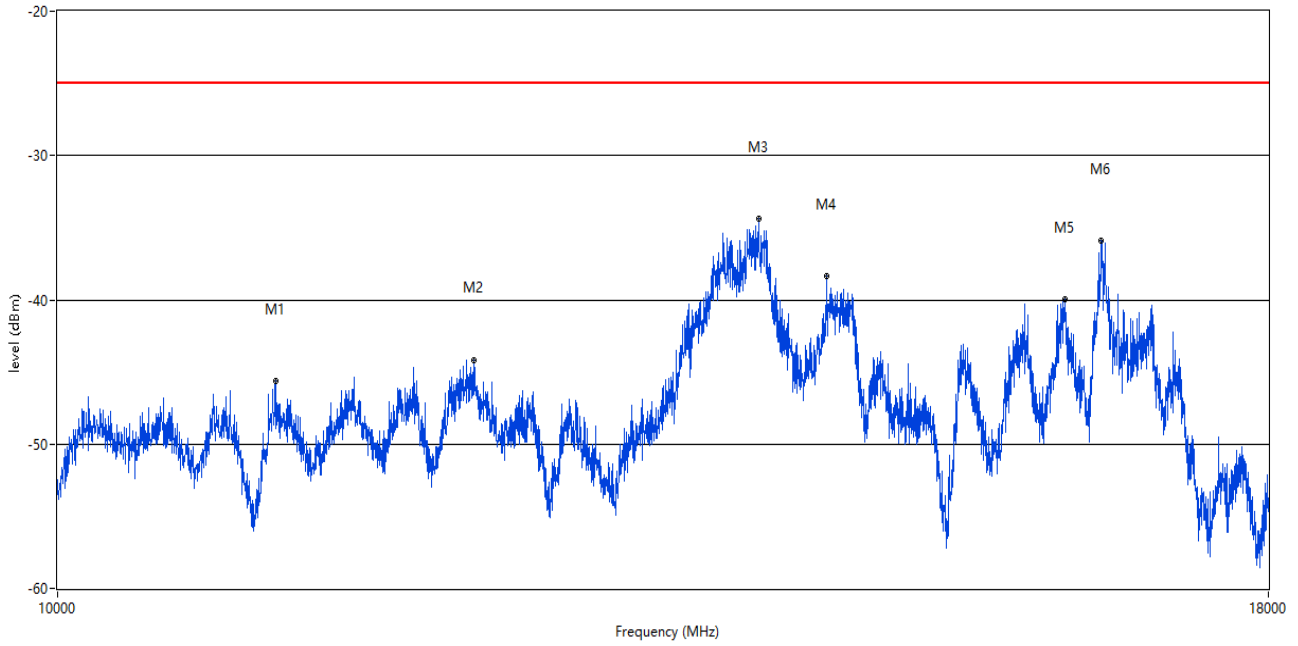
RSE Test case_CE FCC_FCC PART22&24&27_FCC PART 27_2535_LTE B7



Frequency (MHz)	Result (dBm)	Factor (dB)	PK Limit (dBm)	Margin (dB)	Table (o)	ANT	EUT	Verdict
140.795	-63.84	-16.30	-25.0	38.84	1.00	Vertical	Vertical	Pass
199.950	-61.95	-9.08	-25.0	36.95	201.00	Vertical	Vertical	Pass
1197.951	-50.63	5.80	-25.0	25.63	99.00	Vertical	Vertical	Pass
2534.616	-43.67	11.25	-25.0	18.67	263.00	Vertical	Vertical	N.A
6259.185	-41.23	18.03	-25.0	16.23	271.00	Vertical	Vertical	Pass
9809.798	-39.58	15.05	-25.0	14.58	19.00	Vertical	Vertical	Pass

RSE-V 20wid 10-18GHz MID

RSE Test case_CE FCC_FCC PART22&24&27_FCC LTE B7 10-18G



Frequency (MHz)	Result (dBm)	Factor (dB)	PK Limit (dBm)	Margin (dB)	Table (o)	ANT	EUT	Verdict
11115.721	-45.64	19.21	-25.0	20.64	136.00	Vertical	Vertical	Pass
12237.441	-44.16	20.49	-25.0	19.16	62.00	Vertical	Vertical	Pass
14052.987	-34.37	32.70	-25.0	9.37	117.00	Vertical	Vertical	Pass
14524.869	-38.34	27.42	-25.0	13.34	32.00	Vertical	Vertical	Pass
16310.422	-39.96	26.71	-25.0	14.96	3.00	Vertical	Vertical	Pass
16594.351	-35.90	29.83	-25.0	10.90	278.00	Vertical	Vertical	Pass

11 LTE Band 12

11.1 LTE Band 12 Bandwidth 1.4MHz, Middle Channel

RSE-H 1.4wid 30MHz-10GHz MID

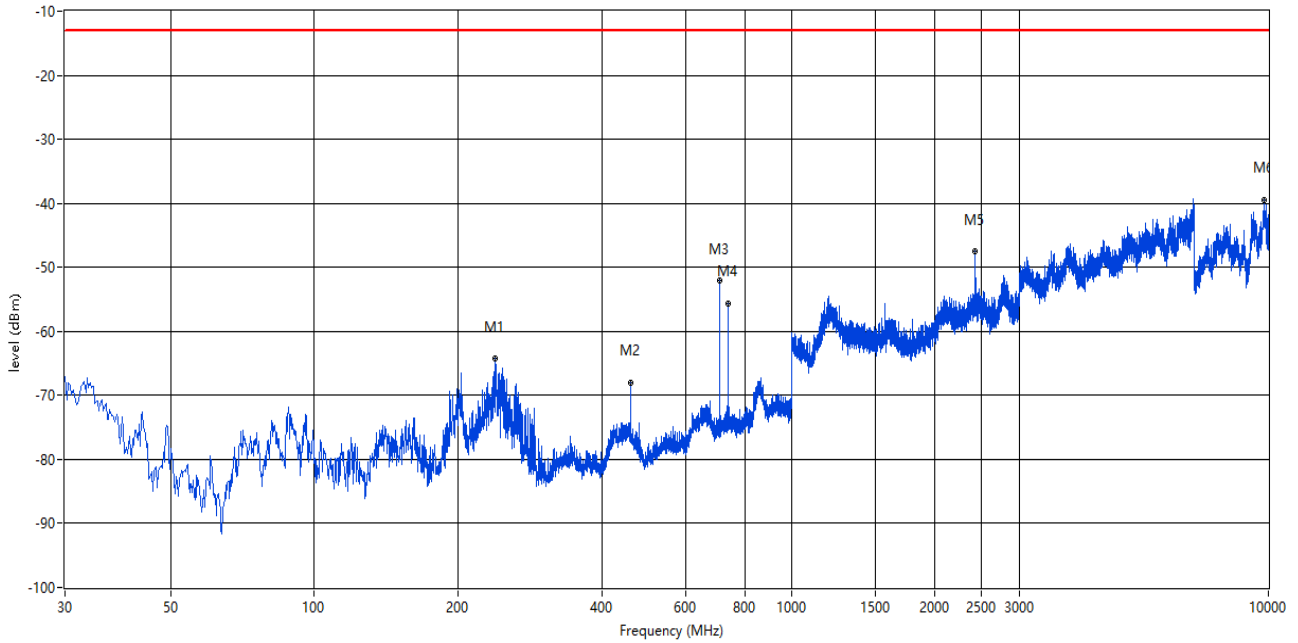
RSE Test case_CE FCC_FCC PART22&24&27_FCC LTE B5&12&13&25&26



Frequency (MHz)	Result (dBm)	Factor (dB)	PK Limit (dBm)	Margin (dB)	Table (o)	ANT	EUT	Verdict
138.613	-59.06	-16.85	-13.0	46.06	70.00	Horizontal	Vertical	Pass
240.437	-62.41	-4.53	-13.0	49.41	17.00	Horizontal	Vertical	Pass
707.133	-54.73	-2.87	-13.0	41.73	191.00	Horizontal	Vertical	N.A
737.196	-55.75	-2.24	-13.0	42.75	220.00	Horizontal	Vertical	N.A
3815.796	-45.15	11.54	-13.0	32.15	242.00	Horizontal	Vertical	Pass
9790.552	-37.87	14.99	-13.0	24.87	72.00	Horizontal	Vertical	Pass

RSE-V 1.4wid 30MHz-10GHz MID

RSE Test case_CE FCC_FCC PART22&24&27_FCC LTE B5&12&13&25&26

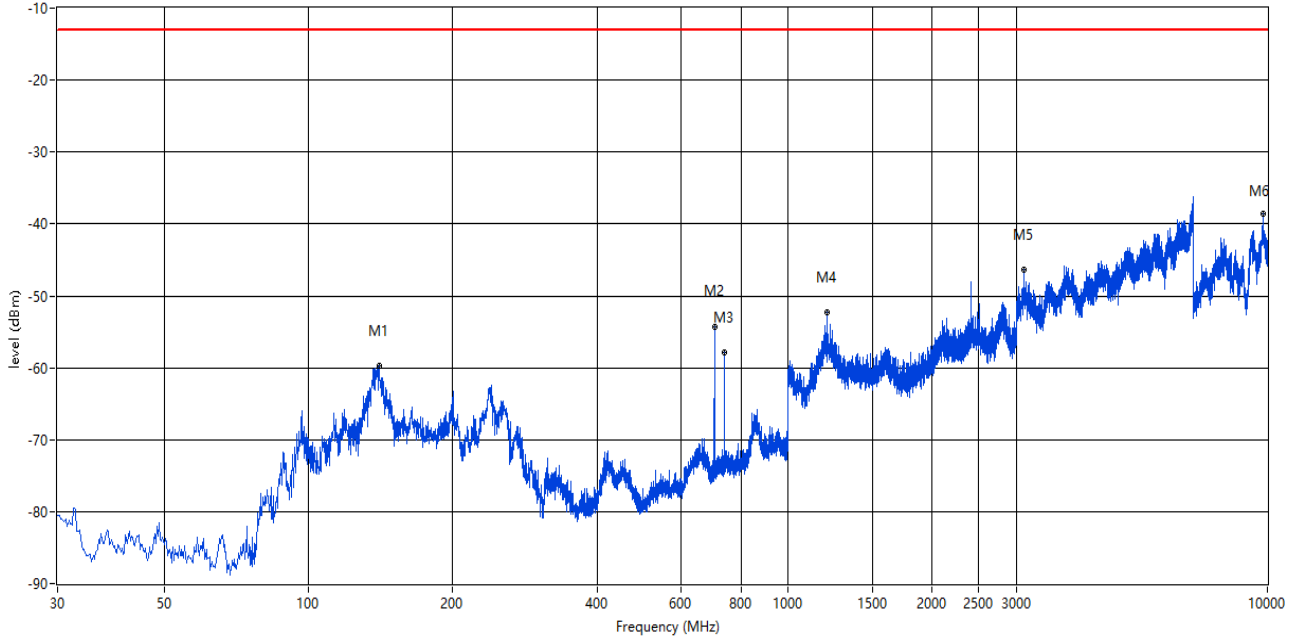


Frequency (MHz)	Result (dBm)	Factor (dB)	PK Limit (dBm)	Margin (dB)	Table (o)	ANT	EUT	Verdict
239.710	-64.24	-4.53	-13.0	51.24	281.00	Vertical	Vertical	Pass
460.572	-68.09	-4.79	-13.0	55.09	192.00	Vertical	Vertical	Pass
707.861	-51.07	-2.85	-13.0	38.07	175.00	Vertical	Vertical	N.A
737.953	-54.61	-2.24	-13.0	41.61	65.00	Vertical	Vertical	N.A
2429.643	-47.42	4.96	-13.0	34.42	81.00	Vertical	Vertical	Pass
9815.296	-39.55	14.95	-13.0	26.55	292.00	Vertical	Vertical	Pass

11.2 LTE Band 12 Bandwidth 3MHz, Middle Channel

RSE-H 3wid 30MHz-10GHz MID

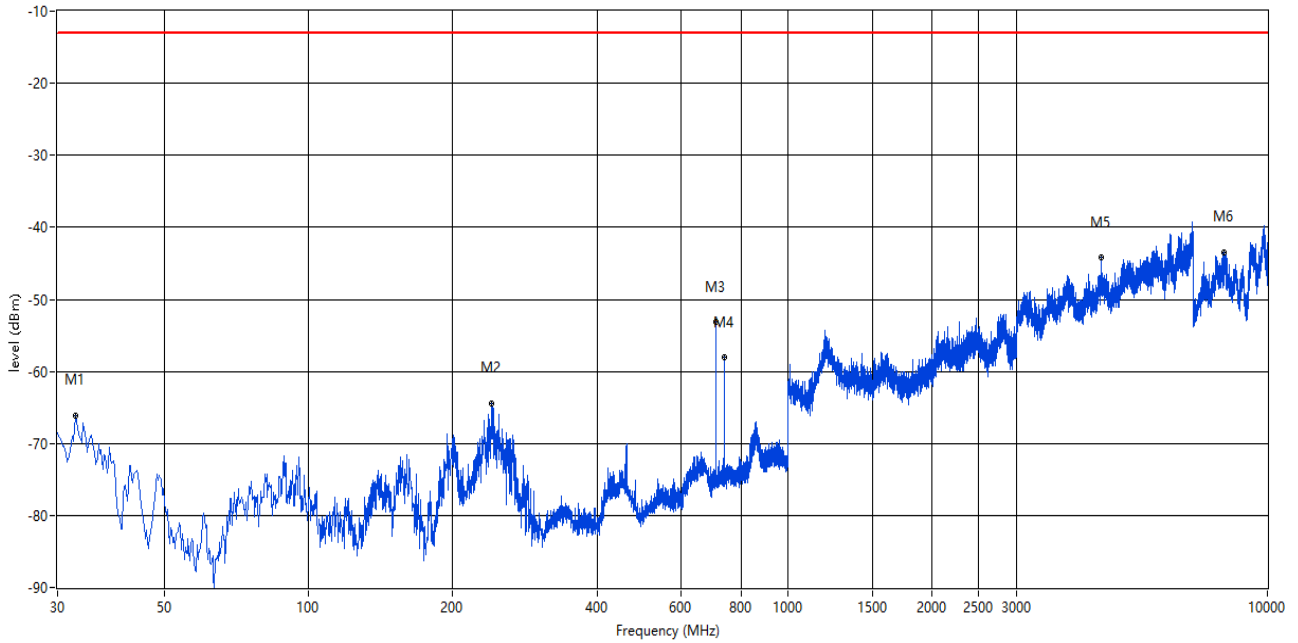
RSE Test case_CE FCC_FCC PART22&24&27_FCC LTE B5&12&13&25&26



Frequency (MHz)	Result (dBm)	Factor (dB)	PK Limit (dBm)	Margin (dB)	Table (o)	ANT	EUT	Verdict
140.552	-59.65	-16.84	-13.0	46.65	180.00	Horizontal	Vertical	Pass
707.769	-53.29	-3.02	-13.0	40.29	62.00	Horizontal	Vertical	N.A
737.196	-57.80	-2.24	-13.0	44.80	274.00	Horizontal	Vertical	N.A
1204.949	-52.35	3.78	-13.0	39.35	338.00	Horizontal	Vertical	Pass
3113.972	-46.40	10.05	-13.0	33.40	56.00	Horizontal	Vertical	Pass
9774.056	-38.58	14.57	-13.0	25.58	249.00	Horizontal	Vertical	Pass

RSE-V 3wid 30MHz-10GHz MID

RSE Test case_CE FCC_FCC PART22&24&27_FCC LTE B5&12&13&25&26

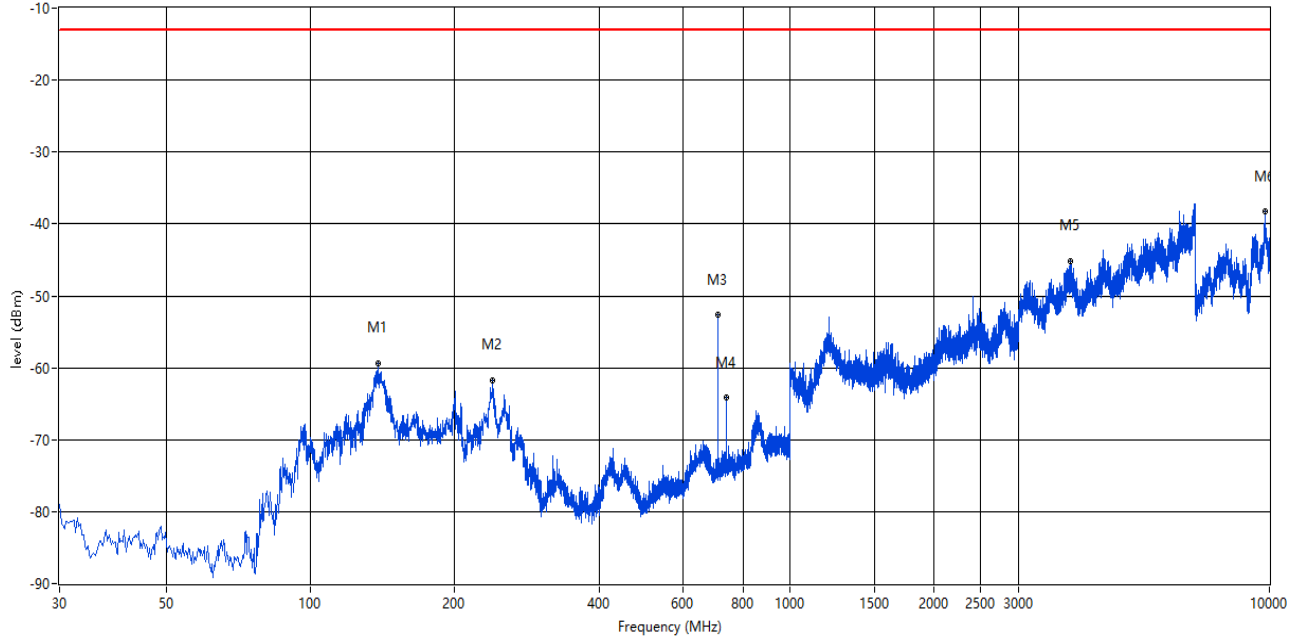


Frequency (MHz)	Result (dBm)	Factor (dB)	PK Limit (dBm)	Margin (dB)	Table (o)	ANT	EUT	Verdict
32.667	-66.14	-12.88	-13.0	53.14	358.00	Vertical	Vertical	Pass
241.165	-64.43	-4.72	-13.0	51.43	345.00	Vertical	Vertical	Pass
707.103	-52.05	-2.84	-13.0	39.05	109.00	Vertical	Vertical	N.A
737.438	-57.97	-2.24	-13.0	44.97	165.00	Vertical	Vertical	N.A
4499.625	-44.15	13.66	-13.0	31.15	30.00	Vertical	Vertical	Pass
8135.466	-43.47	11.30	-13.0	30.47	117.00	Vertical	Vertical	Pass

11.3 LTE Band 12 Bandwidth 5MHz, Middle Channel

RSE-H 5wid 30MHz-10GHz MID

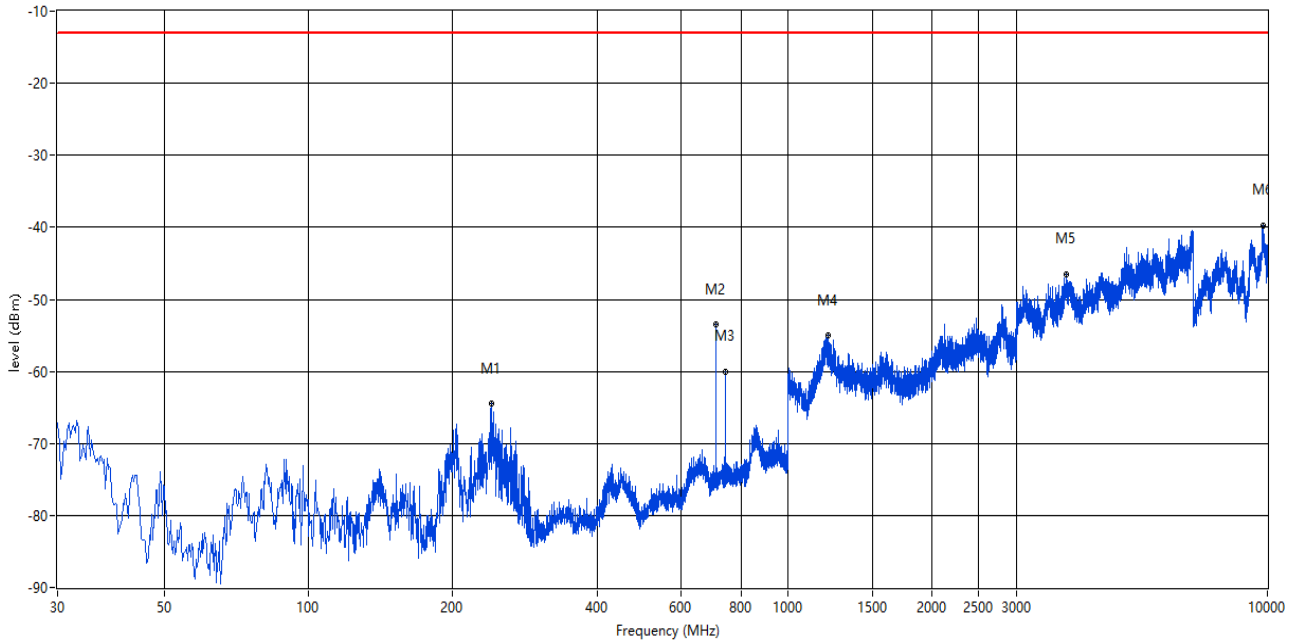
RSE Test case_CE FCC_FCC PART22&24&27_FCC LTE B5&12&13&25&26



Frequency (MHz)	Result (dBm)	Factor (dB)	PK Limit (dBm)	Margin (dB)	Table (o)	ANT	EUT	Verdict
138.370	-59.36	-16.86	-13.0	46.36	75.00	Horizontal	Vertical	Pass
239.710	-61.81	-4.53	-13.0	48.81	258.00	Horizontal	Vertical	Pass
707.830	-52.66	-2.82	-13.0	39.66	142.00	Horizontal	Vertical	N.A
737.438	-63.10	-2.24	-13.0	50.10	133.00	Horizontal	Vertical	N.A
3846.788	-45.23	11.83	-13.0	32.23	76.00	Horizontal	Vertical	Pass
9812.547	-38.27	15.00	-13.0	25.27	31.00	Horizontal	Vertical	Pass

RSE-H 5wid 30MHz-10GHz MID

RSE Test case_CE FCC_FCC PART22&24&27_FCC LTE B5&12&13&25&26

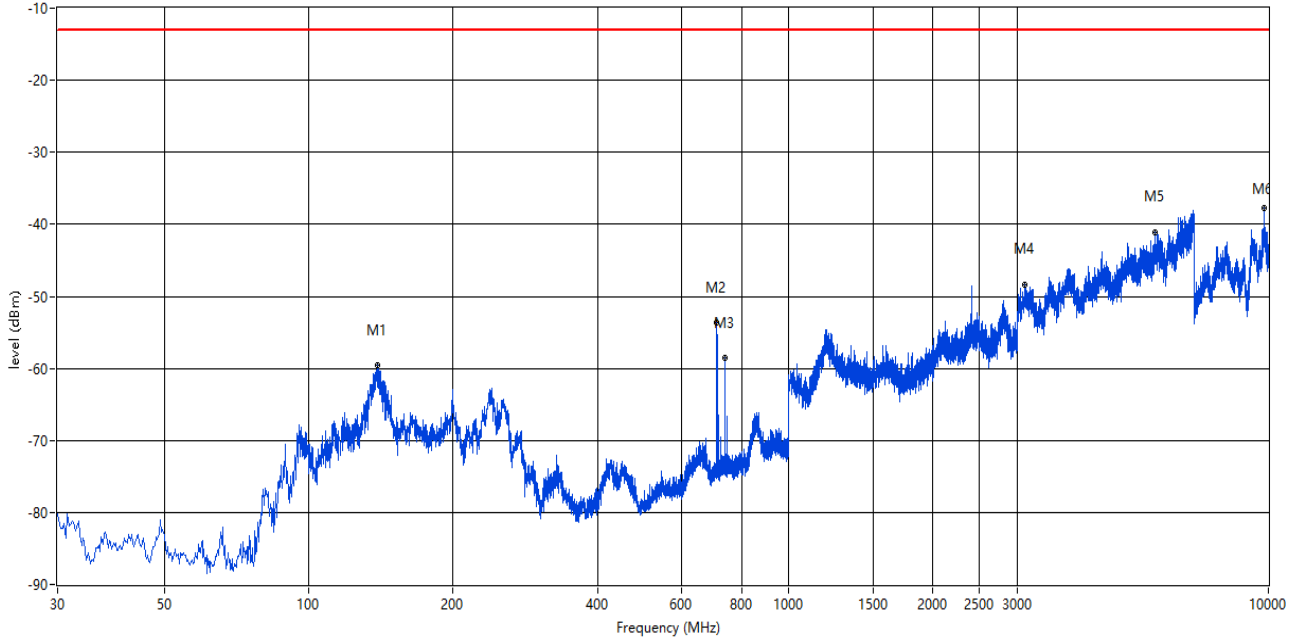


Frequency (MHz)	Result (dBm)	Factor (dB)	PK Limit (dBm)	Margin (dB)	Table (o)	ANT	EUT	Verdict
241.650	-64.40	-4.84	-13.0	51.40	27.00	Vertical	Vertical	Pass
707.103	-52.46	-2.84	-13.0	39.46	229.00	Vertical	Vertical	N.A
737.287	-60.98	-2.17	-13.0	47.98	152.00	Vertical	Vertical	N.A
1210.447	-55.03	3.51	-13.0	42.03	93.00	Vertical	Vertical	Pass
3807.798	-46.59	12.51	-13.0	33.59	33.00	Vertical	Vertical	Pass
9782.304	-39.78	14.78	-13.0	26.78	52.00	Vertical	Vertical	Pass

11.4 LTE Band 12 Bandwidth 10MHz, Middle Channel

RSE-H 10wid 30MHz-10GHz MID

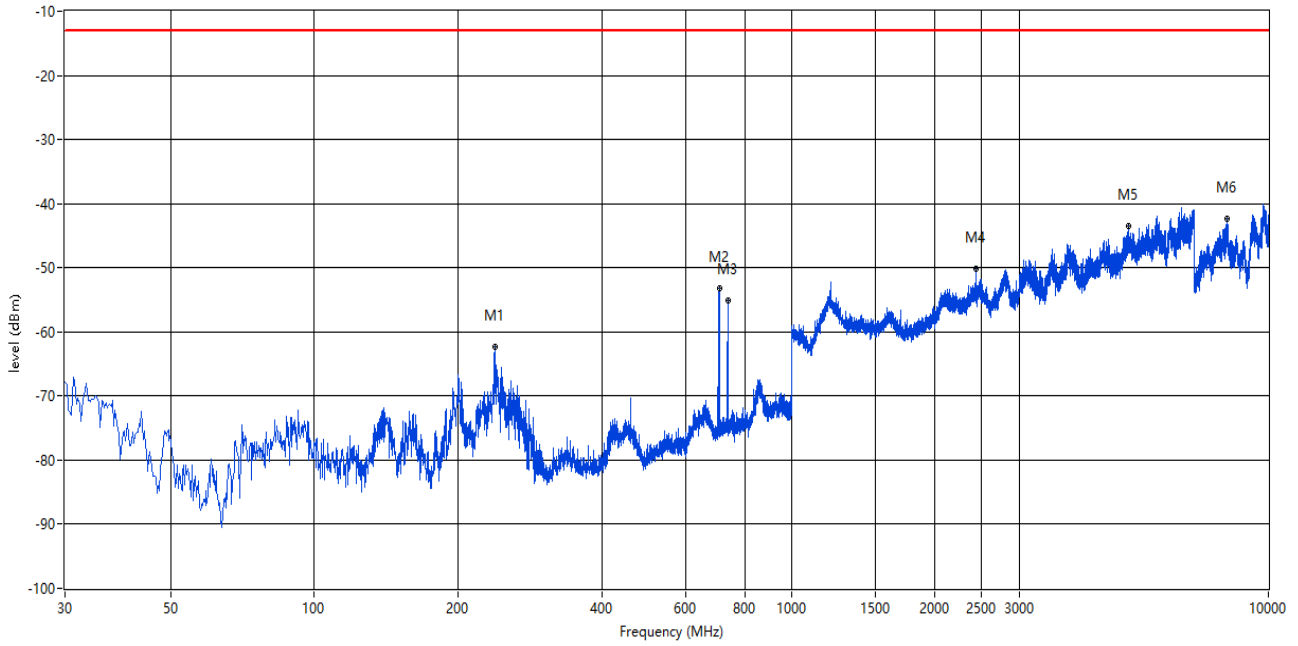
RSE Test case_CE FCC_FCC PART22&24&27_FCC LTE B5&12&13&25&26



Frequency (MHz)	Result (dBm)	Factor (dB)	PK Limit (dBm)	Margin (dB)	Table (o)	ANT	EUT	Verdict
139.340	-59.52	-16.82	-13.0	46.52	91.00	Horizontal	Vertical	Pass
706.648	-53.66	-2.89	-13.0	40.66	348.00	Horizontal	Vertical	N.A
738.893	-58.51	-2.23	-13.0	45.51	346.00	Horizontal	Vertical	N.A
3103.974	-48.44	10.11	-13.0	35.44	225.00	Horizontal	Vertical	Pass
5795.301	-41.18	16.86	-13.0	28.18	330.00	Horizontal	Vertical	Pass
9812.547	-37.71	15.00	-13.0	24.71	77.00	Horizontal	Vertical	Pass

RSE-V 10wid 30MHz-10GHz MID

RSE Test case_CE FCC_FCC PART22&24&27_FCC LTE B5&12&13&25&26



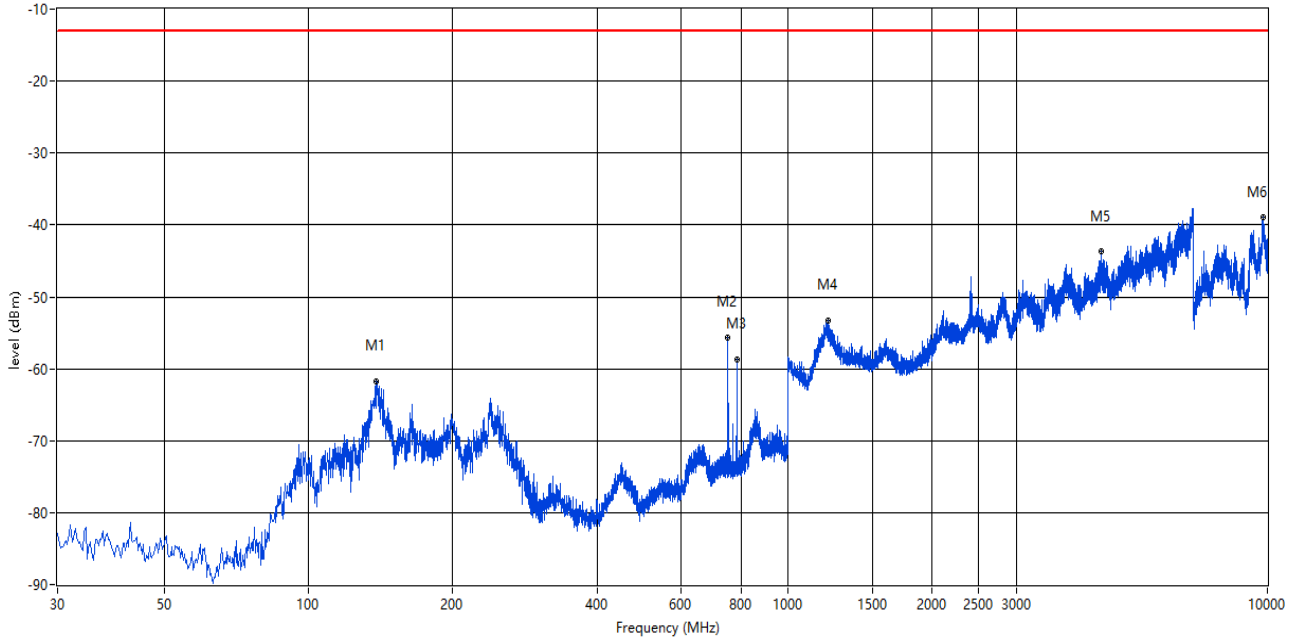
Frequency (MHz)	Result (dBm)	Factor (dB)	PK Limit (dBm)	Margin (dB)	Table (o)	ANT	EUT	Verdict
239.468	-62.41	-4.61	-13.0	49.41	102.00	Vertical	Vertical	Pass
707.921	-52.25	-2.91	-13.0	39.25	174.00	Vertical	Vertical	N.A
737.408	-53.12	-2.24	-13.0	40.12	150.00	Vertical	Vertical	N.A
2440.640	-50.17	5.40	-13.0	37.17	128.00	Vertical	Vertical	Pass
5095.476	-43.45	15.54	-13.0	30.45	88.00	Vertical	Vertical	Pass
8198.700	-42.30	11.84	-13.0	29.30	88.00	Vertical	Vertical	Pass

12 LTE Band 13

12.1 LTE Band 13 Bandwidth 5MHz, Middle Channel

RSE-H 5wid 30MHz-10GHz MID

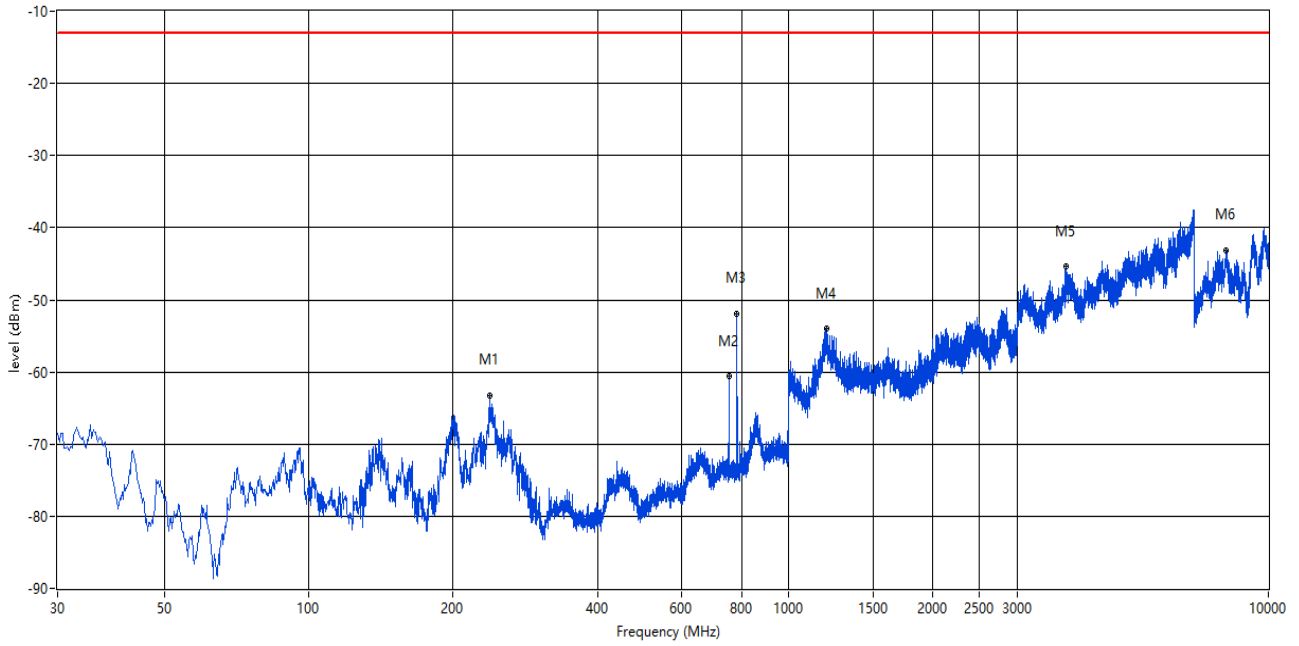
RSE Test case_CE FCC_FCC PART22&24&27_FCC LTE B5&12&13&25&26



Frequency (MHz)	Result (dBm)	Factor (dB)	PK Limit (dBm)	Margin (dB)	Table (o)	ANT	EUT	Verdict
138.370	-61.76	-16.86	-13.0	48.76	64.00	Horizontal	Vertical	Pass
751.045	-55.73	-1.95	-13.0	42.73	187.00	Horizontal	Vertical	N.A
782.774	-58.77	-2.00	-13.0	45.77	238.00	Horizontal	Vertical	N.A
1211.947	-53.25	3.43	-13.0	40.25	145.00	Horizontal	Vertical	Pass
4509.623	-43.72	13.73	-13.0	30.72	247.00	Horizontal	Vertical	Pass
9793.302	-38.85	15.06	-13.0	25.85	89.00	Horizontal	Vertical	Pass

RSE-V 5wid 30MHz-10GHz MID

RSE Test case_CE FCC_FCC PART22&24&27_FCC LTE B5&12&13&25&26

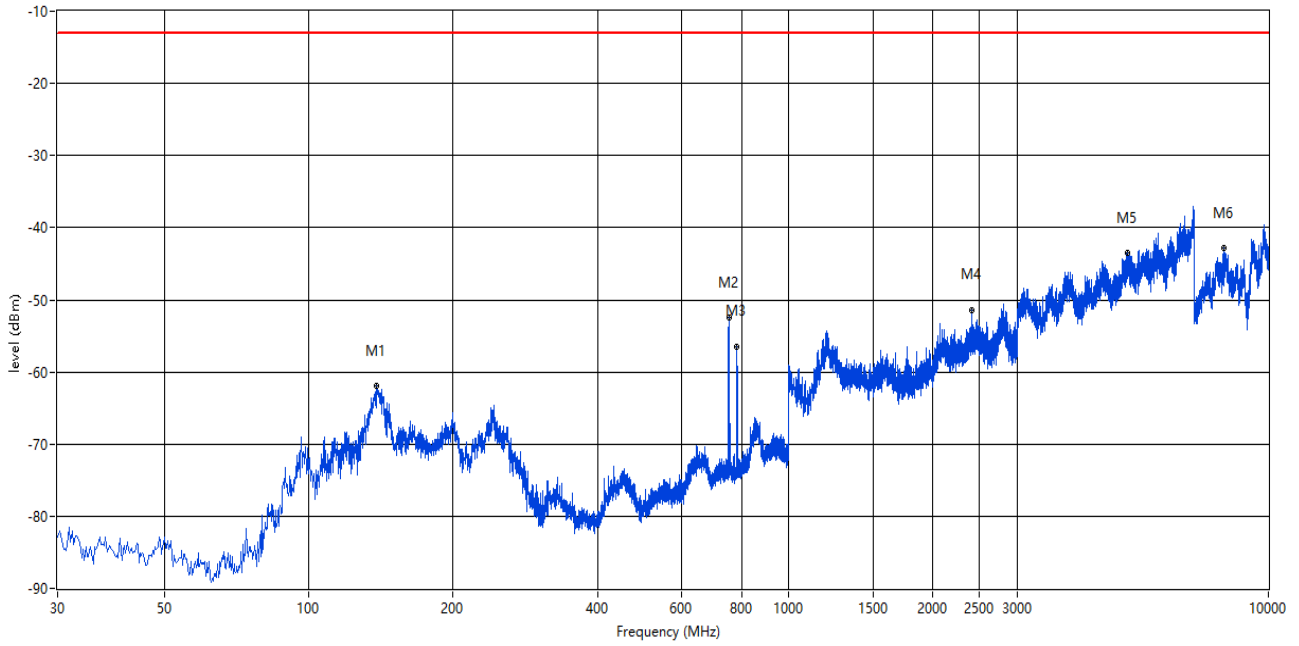


Frequency (MHz)	Result (dBm)	Factor (dB)	PK Limit (dBm)	Margin (dB)	Table (o)	ANT	EUT	Verdict
238.498	-63.20	-4.97	-13.0	50.20	237.00	Vertical	Vertical	Pass
751.742	-60.52	-1.97	-13.0	47.52	91.00	Vertical	Vertical	N.A
782.865	-51.98	-2.14	-13.0	38.98	352.00	Vertical	Vertical	N.A
1202.449	-54.03	3.90	-13.0	41.03	164.00	Vertical	Vertical	Pass
3793.802	-45.39	12.10	-13.0	32.39	12.00	Vertical	Vertical	Pass
8179.455	-43.07	11.67	-13.0	30.07	308.00	Vertical	Vertical	Pass

12.2 LTE Band 13 Bandwidth 10MHz, Middle Channel

RSE-H 10wid 30MHz-10GHz MID

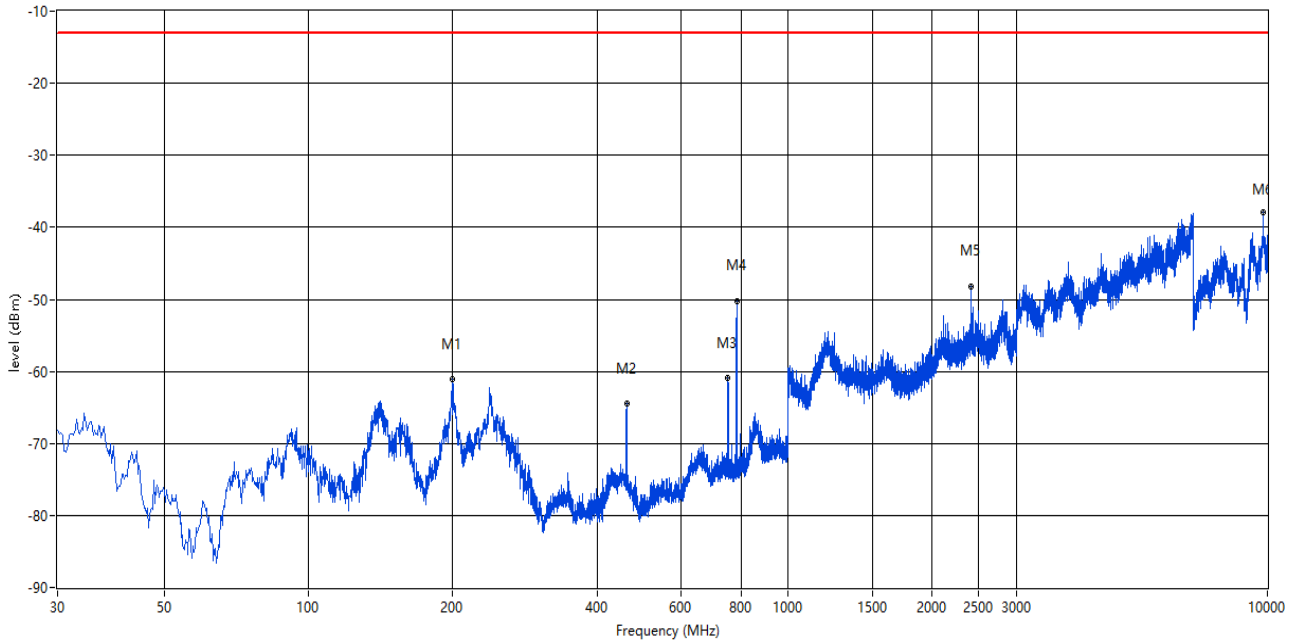
RSE Test case_CE FCC_FCC PART22&24&27_FCC LTE B5&12&13&25&26



Frequency (MHz)	Result (dBm)	Factor (dB)	PK Limit (dBm)	Margin (dB)	Table (o)	ANT	EUT	Verdict
138.370	-62.00	-16.86	-13.0	49.00	359.00	Horizontal	Vertical	Pass
751.985	-52.43	-1.97	-13.0	39.43	348.00	Horizontal	Vertical	N.A
782.410	-55.43	-2.18	-13.0	42.43	280.00	Horizontal	Vertical	N.A
2409.648	-51.42	4.99	-13.0	38.42	292.00	Horizontal	Vertical	Pass
5075.481	-43.52	15.53	-13.0	30.52	191.00	Horizontal	Vertical	Pass
8058.485	-42.85	9.95	-13.0	29.85	164.00	Horizontal	Vertical	Pass

RSE-V 10wid 30MHz-10GHz MID

RSE Test case_CE FCC_FCC PART22&24&27_FCC LTE B5&12&13&25&26



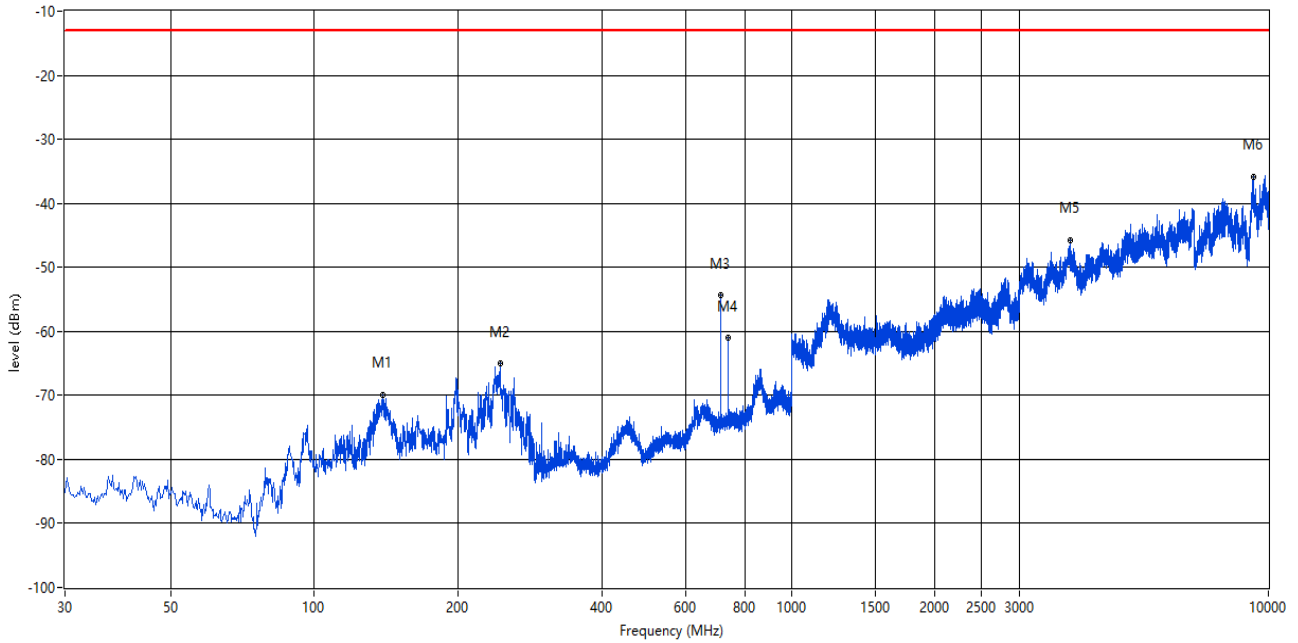
Frequency (MHz)	Result (dBm)	Factor (dB)	PK Limit (dBm)	Margin (dB)	Table (o)	ANT	EUT	Verdict
199.708	-61.03	-10.21	-13.0	48.03	36.00	Vertical	Vertical	Pass
460.815	-64.48	-4.82	-13.0	51.48	224.00	Vertical	Vertical	Pass
751.590	-60.06	-1.99	-13.0	47.06	237.00	Vertical	Vertical	N.A
782.502	-50.22	-1.96	-13.0	37.22	169.00	Vertical	Vertical	N.A
2413.647	-48.26	4.93	-13.0	35.26	217.00	Vertical	Vertical	Pass
9820.795	-37.89	14.85	-13.0	24.89	40.00	Vertical	Vertical	Pass

13 LTE Band 17

13.1 LTE Band 17 Bandwidth 5MHz, Middle Channel

RSE-H 5wid 30MHz-10GHz MID

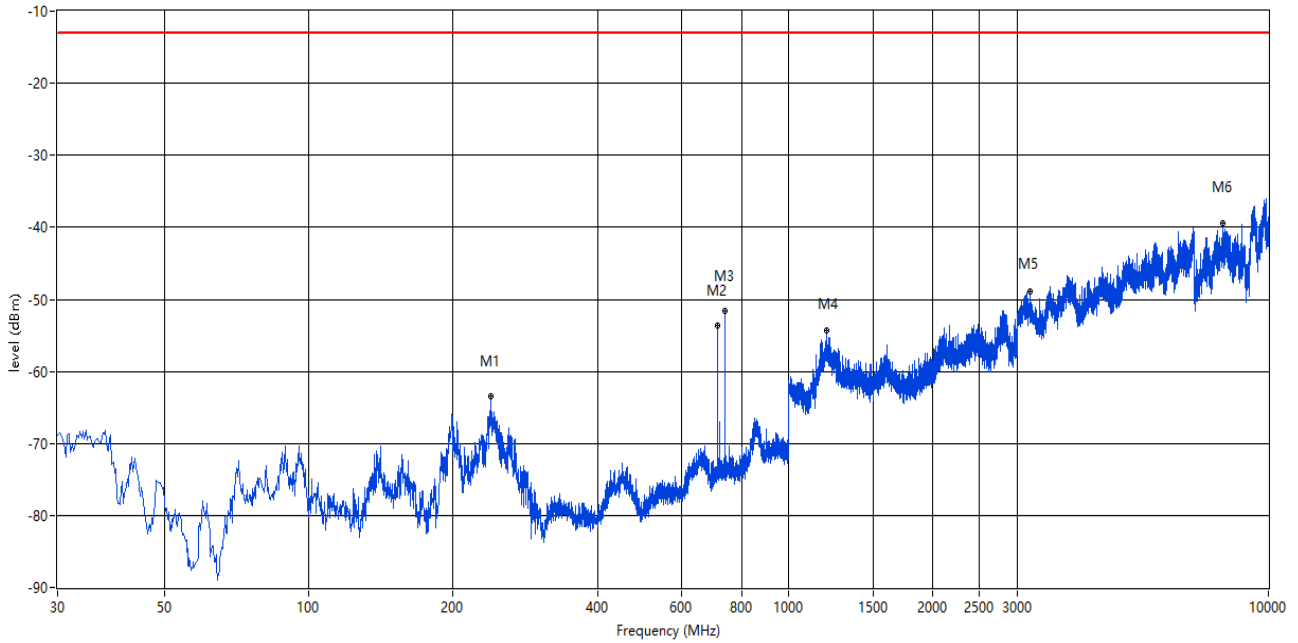
RSE Test case_CE FCC_FCC PART2&24&27_FCC LTE B17



Frequency (MHz)	Result (dBm)	Factor (dB)	PK Limit (dBm)	Margin (dB)	Table (o)	ANT	EUT	Verdict
139.340	-69.85	-16.82	-13.0	56.85	332.00	Horizontal	Vertical	Pass
245.286	-65.03	-5.77	-13.0	52.03	354.00	Horizontal	Vertical	Pass
710.224	-53.42	-2.74	-13.0	40.42	207.00	Horizontal	Vertical	N.A
740.226	-60.83	-2.25	-13.0	47.83	2.00	Horizontal	Vertical	N.A
3840.790	-45.86	11.98	-13.0	32.86	101.00	Horizontal	Vertical	Pass
9298.425	-35.82	12.93	-13.0	22.82	265.00	Horizontal	Vertical	Pass

RSE-V 5wid 30MHz-10GHz MID

RSE Test case_CE FCC_FCC PART22&24&27_FCC LTE B17

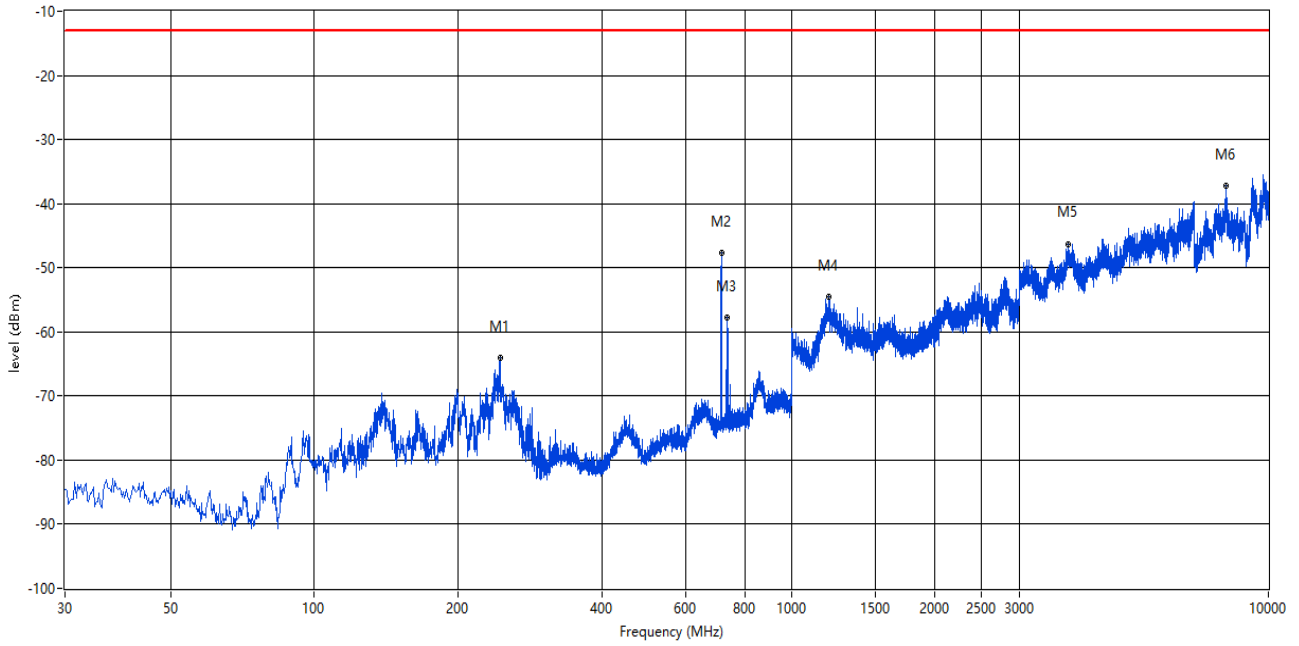


Frequency (MHz)	Result (dBm)	Factor (dB)	PK Limit (dBm)	Margin (dB)	Table (o)	ANT	EUT	Verdict
239.953	-63.41	-4.44	-13.0	50.41	292.00	Vertical	Vertical	Pass
710.770	-53.66	-2.77	-13.0	40.66	221.00	Vertical	Vertical	N.A
740.923	-51.58	-2.24	-13.0	38.58	271.00	Vertical	Vertical	N.A
1198.950	-54.37	3.95	-13.0	41.37	143.00	Vertical	Vertical	Pass
3179.955	-48.87	8.80	-13.0	35.87	156.00	Vertical	Vertical	Pass
8044.739	-39.43	9.60	-13.0	26.43	15.00	Vertical	Vertical	Pass

13.2 LTE Band 17 Bandwidth 10MHz, Middle Channel

RSE-H 10wid 30MHz-10GHz MID

RSE Test case_CE FCC_FCC PART22&24&27_FCC LTE B17



Frequency (MHz)	Result (dBm)	Factor (dB)	PK Limit (dBm)	Margin (dB)	Table (o)	ANT	EUT	Verdict
244.801	-64.08	-5.64	-13.0	51.08	109.00	Horizontal	Vertical	Pass
710.891	-48.63	-2.70	-13.0	35.63	252.00	Horizontal	Vertical	N.A
740.377	-58.80	-2.26	-13.0	45.80	6.00	Horizontal	Vertical	N.A
1199.450	-54.60	3.98	-13.0	41.60	135.00	Horizontal	Vertical	Pass
3804.799	-46.34	12.51	-13.0	33.34	172.00	Horizontal	Vertical	Pass
8143.714	-37.20	11.37	-13.0	24.20	35.00	Horizontal	Vertical	Pass

RSE-V 10wid 30MHz-10GHz MID

RSE Test case_CE FCC_FCC PART22&24&27_FCC LTE B17



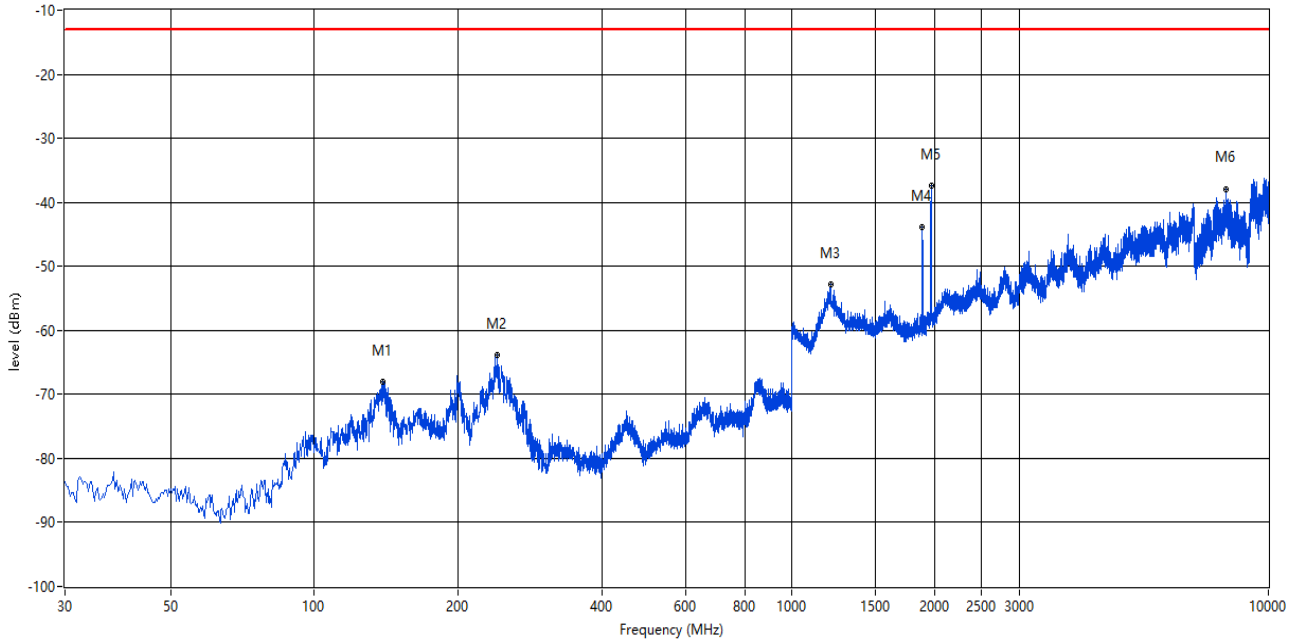
Frequency (MHz)	Result (dBm)	Factor (dB)	PK Limit (dBm)	Margin (dB)	Table (o)	ANT	EUT	Verdict
244.801	-66.06	-5.64	-13.0	53.06	253.00	Vertical	Vertical	Pass
710.709	-56.72	-2.74	-13.0	43.72	284.00	Vertical	Vertical	N.A
740.711	-51.92	-2.24	-13.0	38.92	39.00	Vertical	Vertical	N.A
2407.648	-51.40	5.02	-13.0	38.40	95.00	Vertical	Vertical	Pass
5035.491	-44.34	14.61	-13.0	31.34	340.00	Vertical	Vertical	Pass
9265.434	-36.20	12.30	-13.0	23.20	36.00	Vertical	Vertical	Pass

14 LTE Band 25

14.1 LTE Band 25 Bandwidth 1.4MHz, Middle Channel

RSE-H 1.4wid 30MHz-10GHz MID

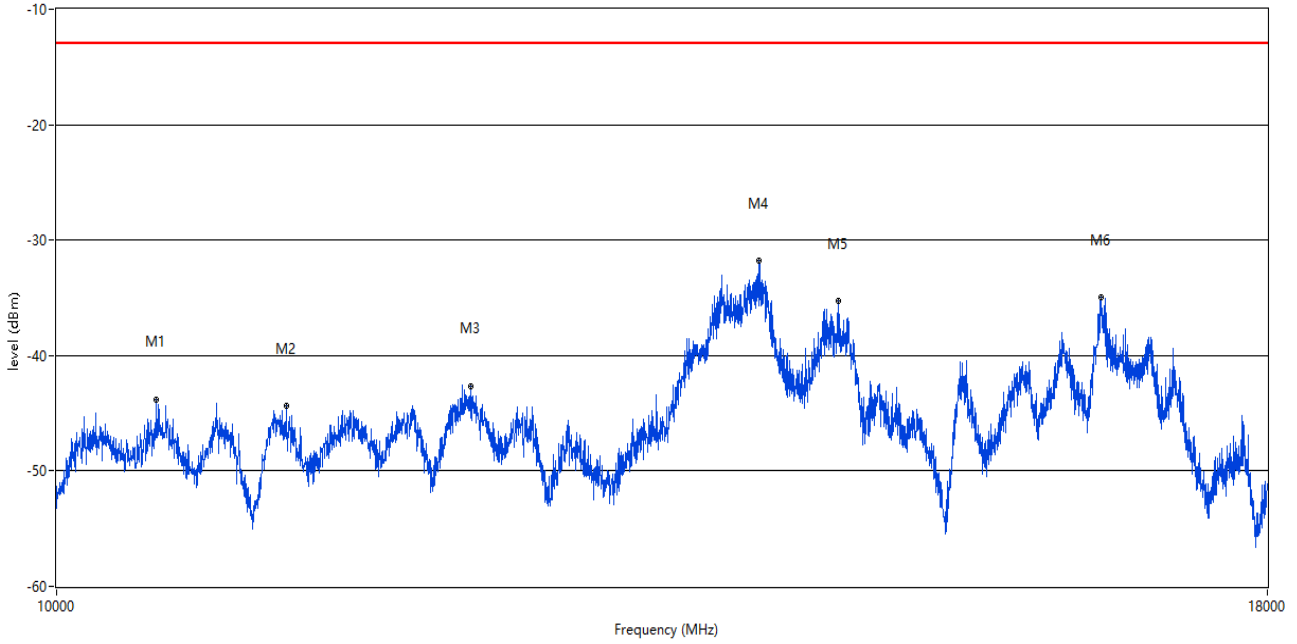
RSE Test case_CE FCC_FCC PART22&24&27_FCC PART 24_1900_GSM 1900&WCDMA B2&CDMA BC1<E B2&25



Frequency (MHz)	Result (dBm)	Factor (dB)	PK Limit (dBm)	Margin (dB)	Table (o)	ANT	EUT	Verdict
138.855	-68.10	-16.89	-13.0	55.10	310.00	Horizontal	Vertical	Pass
241.650	-63.80	-4.80	-13.0	50.80	51.00	Horizontal	Vertical	Pass
1210.447	-52.72	3.50	-13.0	39.72	270.00	Horizontal	Vertical	Pass
1882.279	-43.93	-0.00	-13.0	30.93	229.00	Horizontal	Vertical	N.A
1962.759	-37.39	0.29	-13.0	24.39	73.00	Horizontal	Vertical	N.A
8150.962	-37.93	11.43	-13.0	24.93	104.00	Horizontal	Vertical	Pass

RSE-H 1.4wid 10-18GHz MID

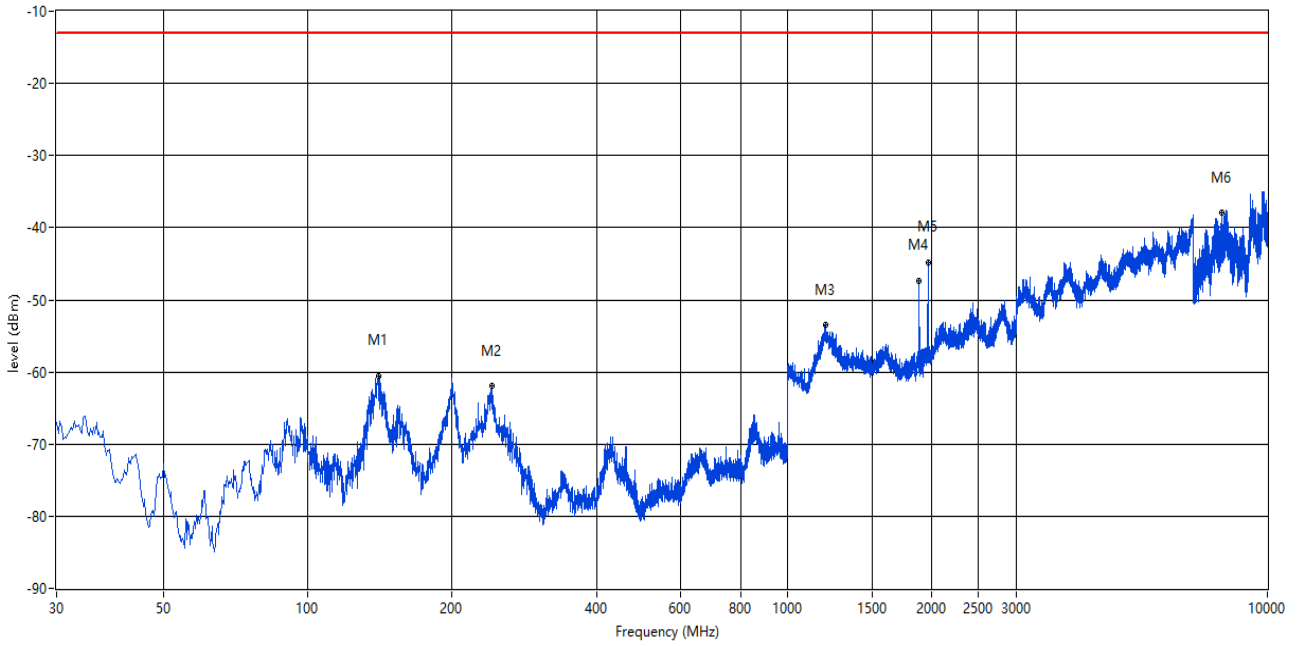
RSE Test case_CE FCC_FCC PART22&24&27_FCC LTE B2&4&25 10-18G



Frequency (MHz)	Result (dBm)	Factor (dB)	PK Limit (dBm)	Margin (dB)	Table (o)	ANT	EUT	Verdict
10497.876	-43.78	18.88	-13.0	30.78	174.00	Horizontal	Vertical	Pass
11177.706	-44.39	18.15	-13.0	31.39	272.00	Horizontal	Vertical	Pass
12227.443	-42.61	20.55	-13.0	29.61	200.00	Horizontal	Vertical	Pass
14064.984	-31.82	32.71	-13.0	18.82	241.00	Horizontal	Vertical	Pass
14614.846	-35.31	27.86	-13.0	22.31	189.00	Horizontal	Vertical	Pass
16600.350	-34.98	30.35	-13.0	21.98	227.00	Horizontal	Vertical	Pass

RSE-V 1.4wid 30MHz-10GHz MID

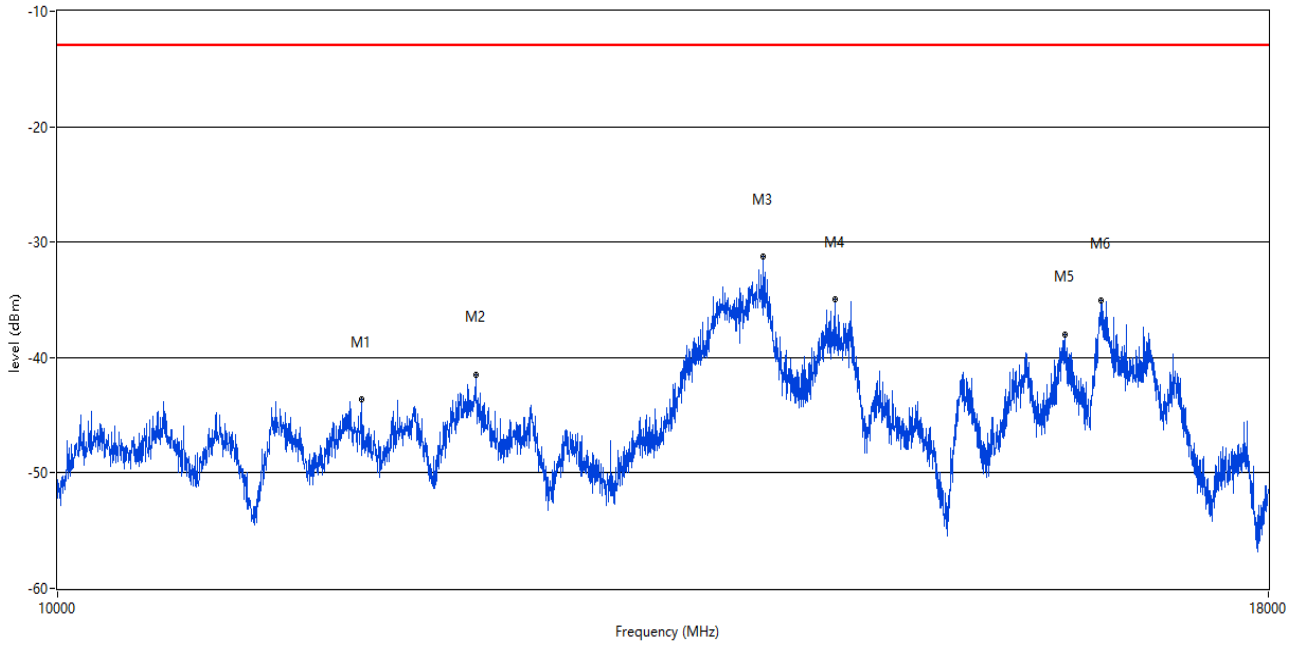
RSE Test case_CE FCC_FCC PART22&24&27_FCC PART 24_1900_GSM 1900&WCDMA B2&CDMA BC1<E B2&25



Frequency (MHz)	Result (dBm)	Factor (dB)	PK Limit (dBm)	Margin (dB)	Table (o)	ANT	EUT	Verdict
140.552	-60.50	-16.89	-13.0	47.50	70.00	Vertical	Vertical	Pass
242.134	-61.98	-4.93	-13.0	48.98	91.00	Vertical	Vertical	Pass
1198.450	-53.50	3.89	-13.0	40.50	211.00	Vertical	Vertical	Pass
1882.279	-47.34	-0.00	-13.0	34.34	0.00	Vertical	Vertical	N.A
1962.759	-44.86	0.29	-13.0	31.86	152.00	Vertical	Vertical	N.A
8043.739	-37.90	9.58	-13.0	24.90	341.00	Vertical	Vertical	Pass

RSE-V 1.4wid 10-18GHz MID

RSE Test case_CE FCC_FCC PART22&24&27_FCC LTE B2&4&25 10-18G

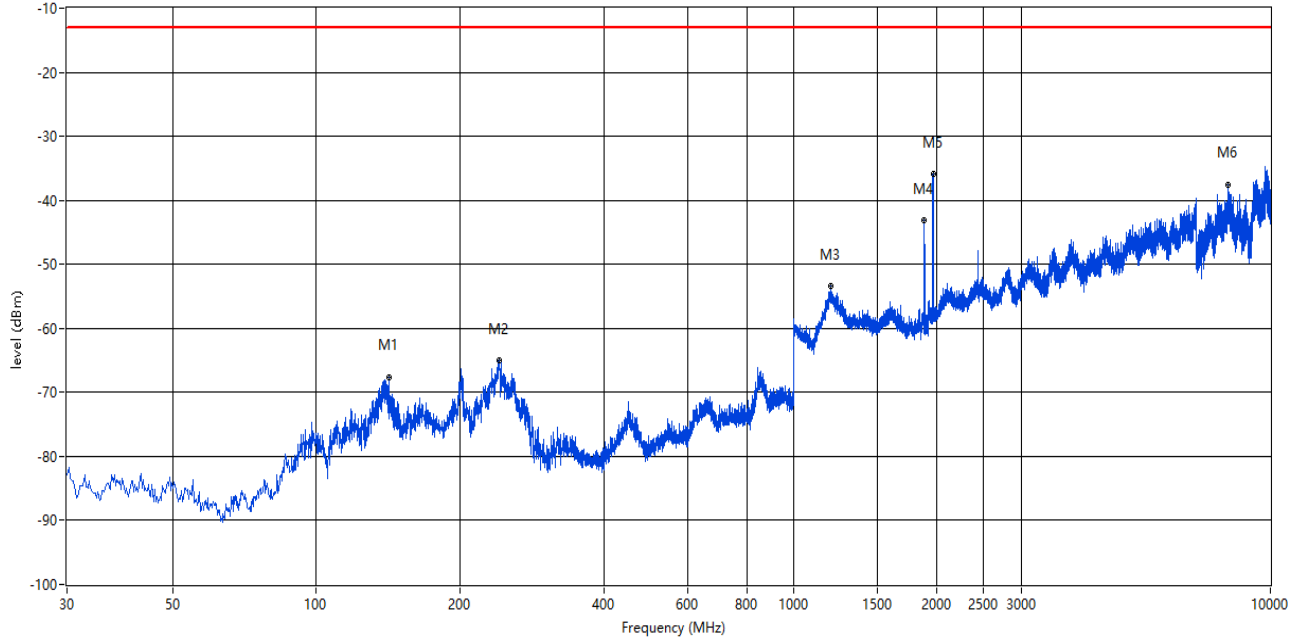


Frequency (MHz)	Result (dBm)	Factor (dB)	PK Limit (dBm)	Margin (dB)	Table (o)	ANT	EUT	Verdict
11589.603	-43.61	18.43	-13.0	30.61	180.00	Vertical	Vertical	Pass
12255.436	-41.47	20.39	-13.0	28.47	280.00	Vertical	Vertical	Pass
14084.979	-31.29	32.74	-13.0	18.29	77.00	Vertical	Vertical	Pass
14582.854	-35.00	27.61	-13.0	22.00	42.00	Vertical	Vertical	Pass
16304.424	-37.96	26.97	-13.0	24.96	332.00	Vertical	Vertical	Pass
16596.351	-35.09	30.02	-13.0	22.09	8.00	Vertical	Vertical	Pass

14.2 LTE Band 25 Bandwidth 3MHz, Middle Channel

RSE-H 3wid 30MHz-10GHz MID

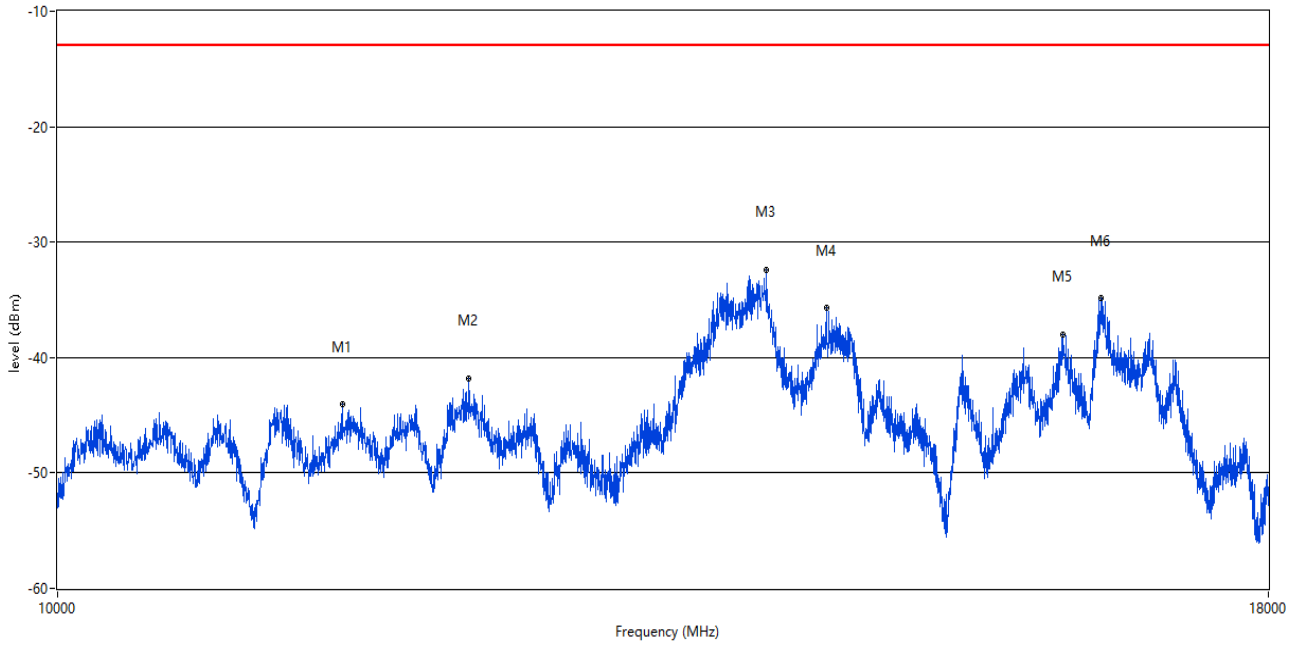
RSE Test case_CE FCC_FCC PART22&24&27_FCC PART 24_1900_GSM 1900&WCDMA B2&CDMA BC1<E B2&25



Frequency (MHz)	Result (dBm)	Factor (dB)	PK Limit (dBm)	Margin (dB)	Table (o)	ANT	EUT	Verdict
141.765	-67.72	-16.96	-13.0	54.72	41.00	Horizontal	Vertical	Pass
241.165	-64.93	-4.68	-13.0	51.93	84.00	Horizontal	Vertical	Pass
1198.450	-53.43	3.89	-13.0	40.43	32.00	Horizontal	Vertical	Pass
1882.280	-43.07	-0.01	-13.0	30.07	3.00	Horizontal	Vertical	N.A
1962.259	-35.89	0.28	-13.0	22.89	344.00	Horizontal	Vertical	N.A
8138.215	-37.62	11.32	-13.0	24.62	255.00	Horizontal	Vertical	Pass

RSE-H 3wid 10-18GHz MID

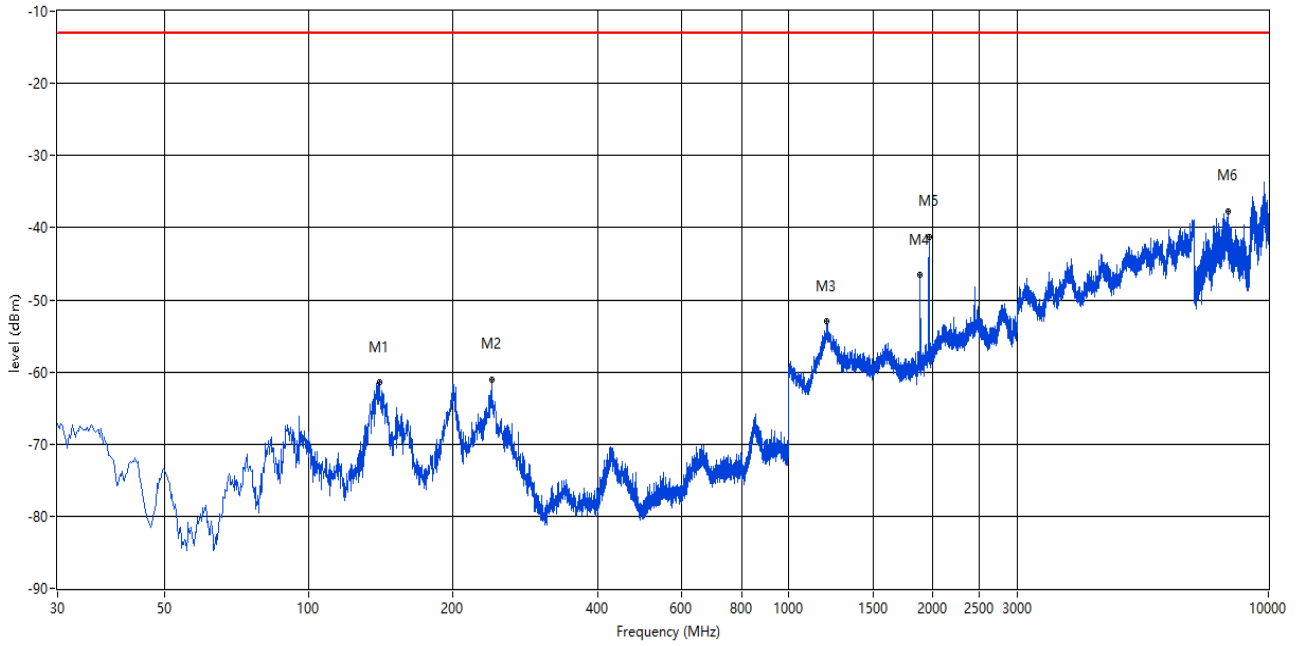
RSE Test case_CE FCC_FCC PART22&24&27_FCC LTE B2&4&25 10-18G



Frequency (MHz)	Result (dBm)	Factor (dB)	PK Limit (dBm)	Margin (dB)	Table (o)	ANT	EUT	Verdict
11481.630	-44.03	19.72	-13.0	31.03	228.00	Horizontal	Vertical	Pass
12207.448	-41.77	20.66	-13.0	28.77	96.00	Horizontal	Vertical	Pass
14108.973	-32.38	32.15	-13.0	19.38	300.00	Horizontal	Vertical	Pass
14524.869	-35.72	27.42	-13.0	22.72	150.00	Horizontal	Vertical	Pass
16292.427	-38.02	26.80	-13.0	25.02	113.00	Horizontal	Vertical	Pass
16594.351	-34.85	29.83	-13.0	21.85	291.00	Horizontal	Vertical	Pass

RSE-V 3wid 30MHz-10GHz MID

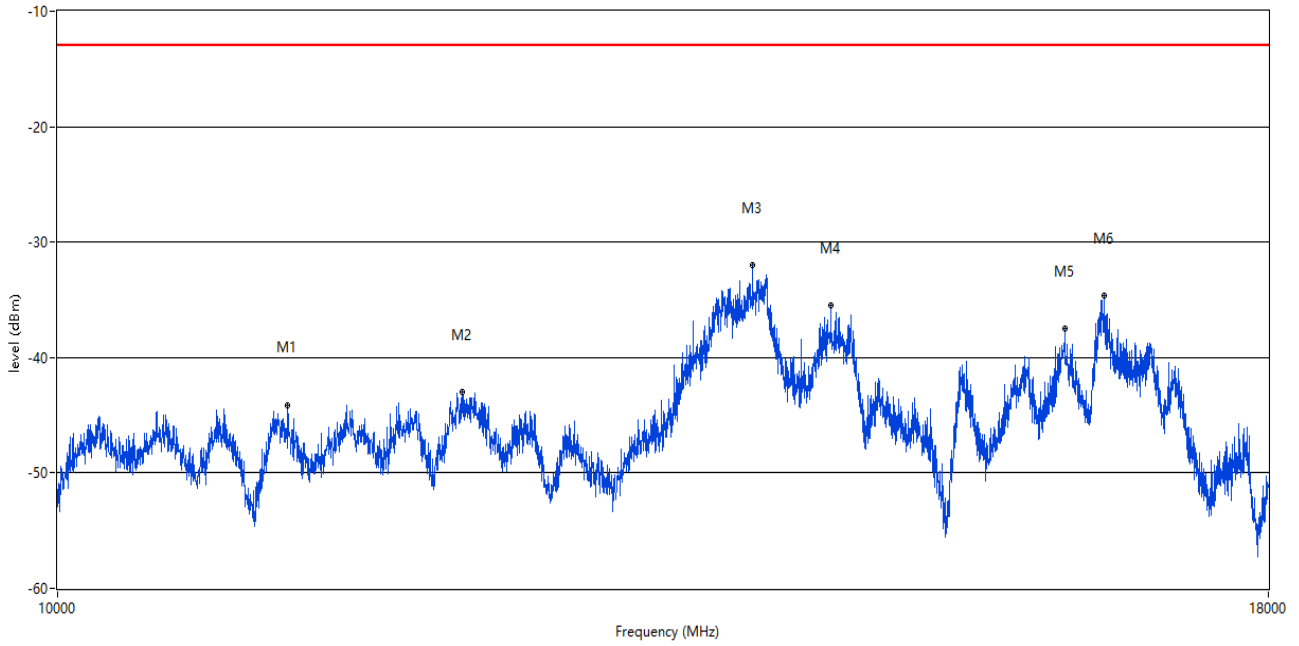
RSE Test case_CE FCC_FCC PART22&24&27_FCC PART 24_1900_GSM 1900&WCDMA B2&CDMA BC1<E B2&25



Frequency (MHz)	Result (dBm)	Factor (dB)	PK Limit (dBm)	Margin (dB)	Table (o)	ANT	EUT	Verdict
140.552	-61.36	-16.89	-13.0	48.36	16.00	Vertical	Vertical	Pass
241.407	-61.04	-4.74	-13.0	48.04	272.00	Vertical	Vertical	Pass
1202.449	-53.03	3.88	-13.0	40.03	19.00	Vertical	Vertical	Pass
1882.780	-46.56	-0.00	-13.0	33.56	251.00	Vertical	Vertical	N.A
1962.759	-41.32	0.29	-13.0	28.32	89.00	Vertical	Vertical	N.A
8222.944	-37.66	11.37	-13.0	24.66	62.00	Vertical	Vertical	Pass

RSE-V 3wid 10-18GHz MID

RSE Test case_CE FCC_FCC PART22&24&27_FCC LTE B2&4&25 10-18G

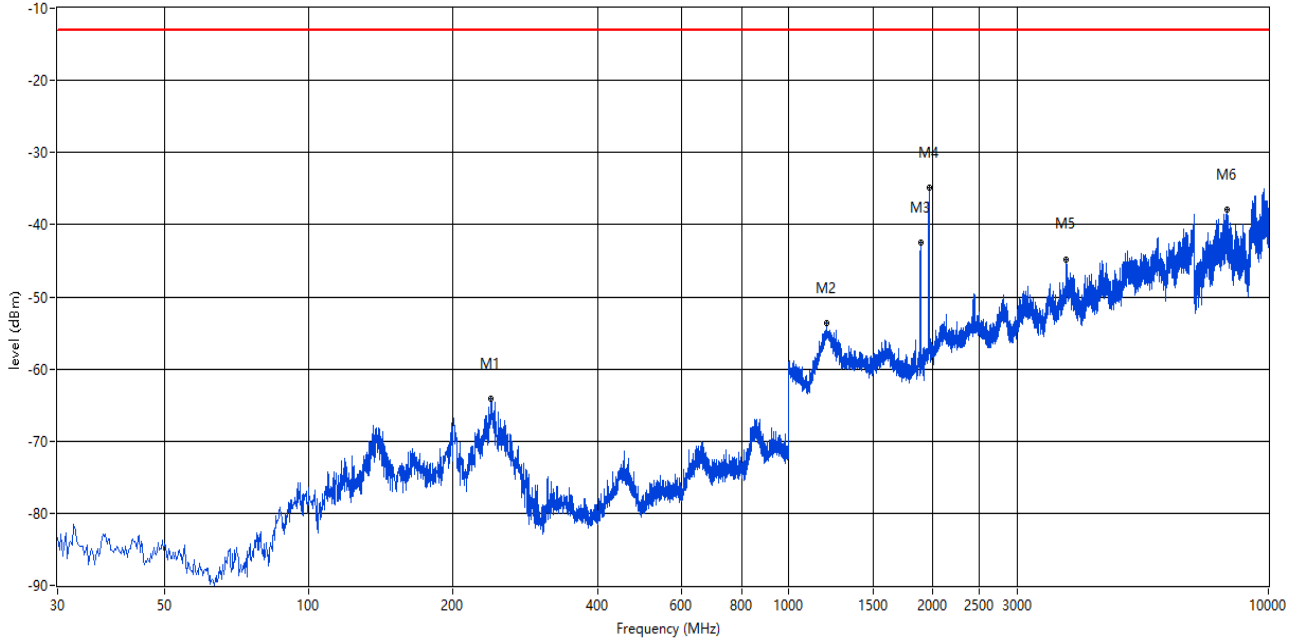


Frequency (MHz)	Result (dBm)	Factor (dB)	PK Limit (dBm)	Margin (dB)	Table (o)	ANT	EUT	Verdict
11181.705	-44.10	18.08	-13.0	31.10	54.00	Vertical	Vertical	Pass
12171.457	-43.03	20.35	-13.0	30.03	13.00	Vertical	Vertical	Pass
14012.997	-32.02	32.64	-13.0	19.02	217.00	Vertical	Vertical	Pass
14554.861	-35.52	27.52	-13.0	22.52	230.00	Vertical	Vertical	Pass
16306.423	-37.46	26.88	-13.0	24.46	322.00	Vertical	Vertical	Pass
16618.345	-34.67	29.64	-13.0	21.67	296.00	Vertical	Vertical	Pass

14.3 LTE Band 25 Bandwidth 5MHz, Middle Channel

RSE-H 5wid 30MHz-10GHz MID

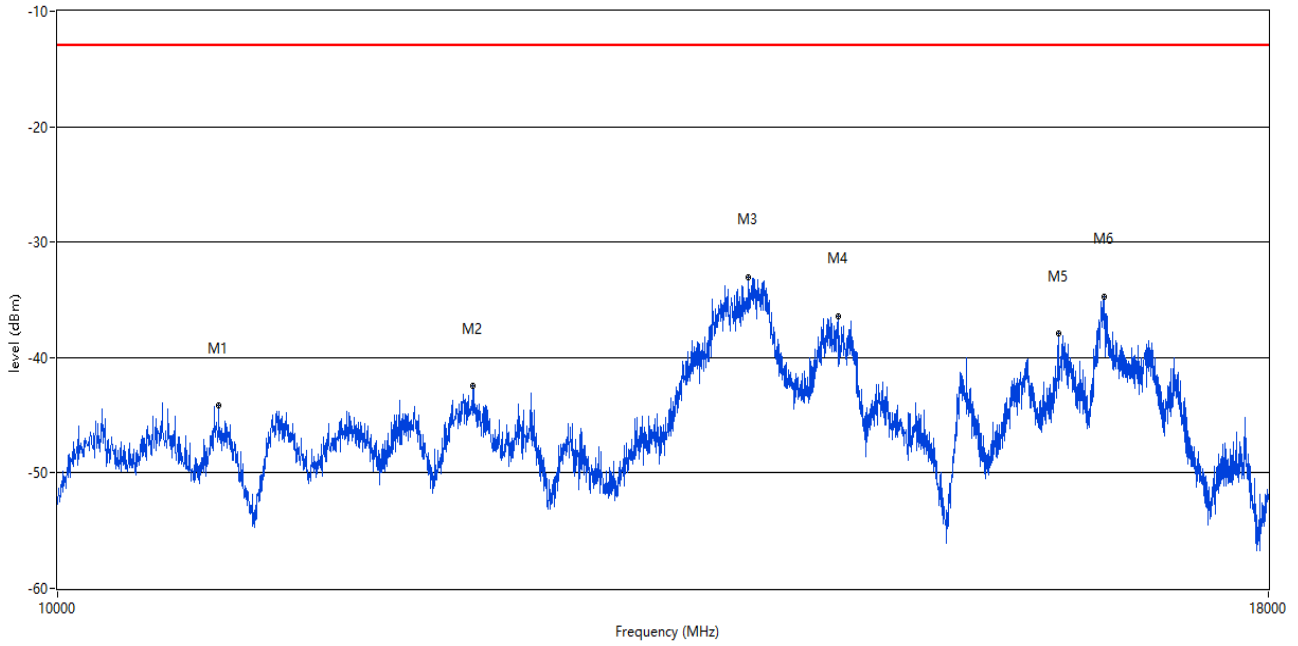
RSE Test case_CE FCC_FCC PART22&24&27_FCC PART 24_1900_GSM 1900&WCDMA B2&CDMA BC1<E B2&25



Frequency (MHz)	Result (dBm)	Factor (dB)	PK Limit (dBm)	Margin (dB)	Table (o)	ANT	EUT	Verdict
240.195	-64.07	-4.42	-13.0	51.07	329.00	Horizontal	Vertical	Pass
1203.949	-53.59	3.81	-13.0	40.59	211.00	Horizontal	Vertical	Pass
1882.279	-42.51	0.01	-13.0	29.51	171.00	Horizontal	Vertical	N.A
1962.259	-34.91	0.28	-13.0	21.91	219.00	Horizontal	Vertical	N.A
3796.801	-44.89	12.18	-13.0	31.89	216.00	Horizontal	Vertical	Pass
8206.448	-37.99	11.72	-13.0	24.99	49.00	Horizontal	Vertical	Pass

RSE-H 5wid 10-18GHz MID

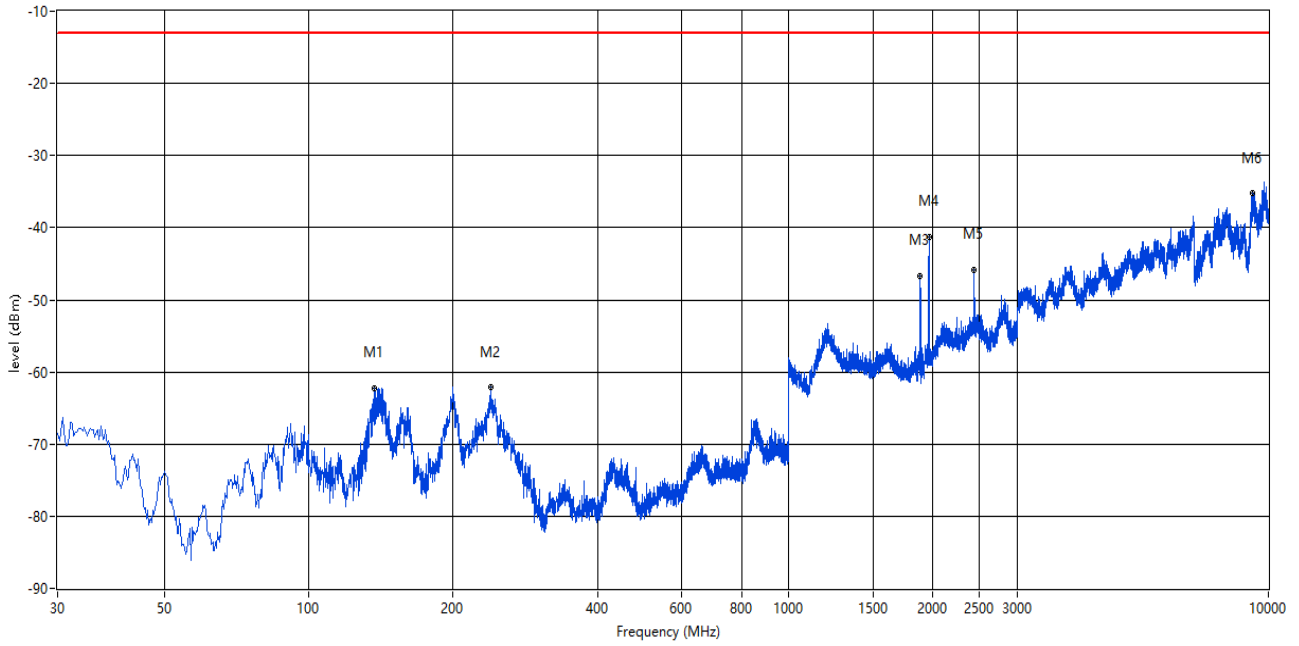
RSE Test case_CE FCC_FCC PART22&24&27_FCC LTE B2&4&25 10-18G



Frequency (MHz)	Result (dBm)	Factor (dB)	PK Limit (dBm)	Margin (dB)	Table (o)	ANT	EUT	Verdict
10813.797	-44.19	19.02	-13.0	31.19	14.00	Horizontal	Vertical	Pass
12233.442	-42.44	20.51	-13.0	29.44	46.00	Horizontal	Vertical	Pass
13983.004	-33.09	32.19	-13.0	20.09	221.00	Horizontal	Vertical	Pass
14604.849	-36.38	27.73	-13.0	23.38	284.00	Horizontal	Vertical	Pass
16258.435	-37.92	25.23	-13.0	24.92	135.00	Horizontal	Vertical	Pass
16620.345	-34.71	29.56	-13.0	21.71	324.00	Horizontal	Vertical	Pass

RSE-V 5wid 30MHz-10GHz MID

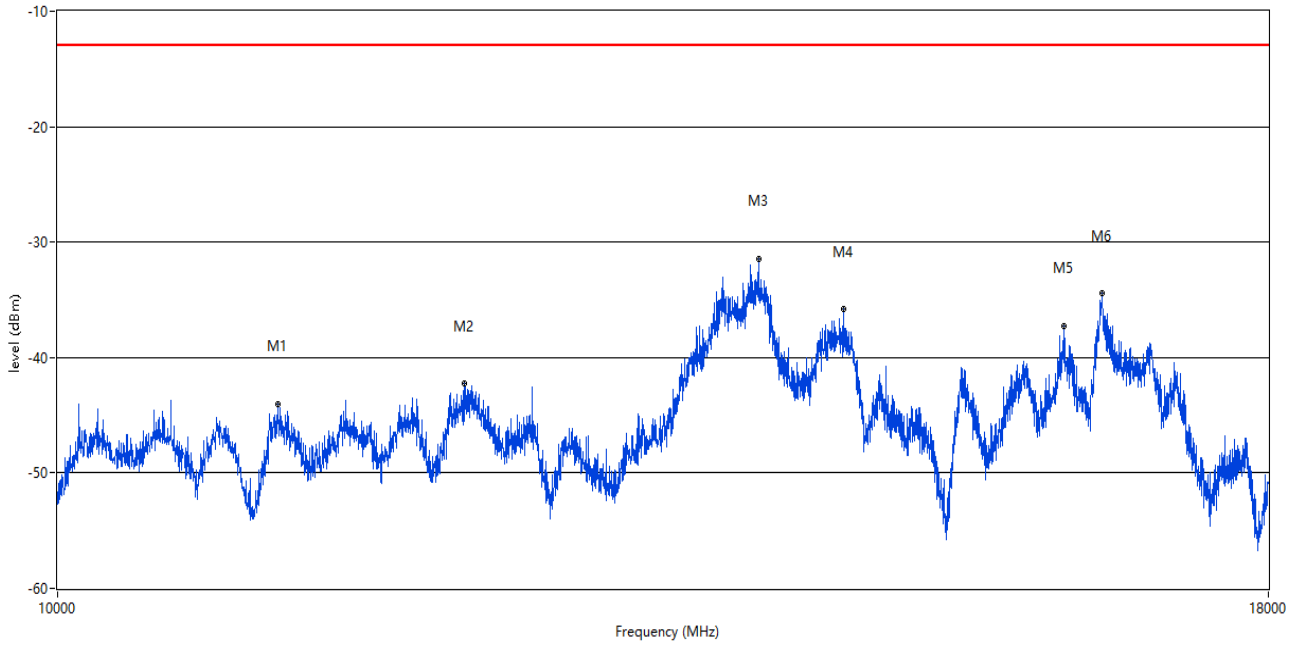
RSE Test case_CE FCC_FCC PART22&24&27_FCC PART 24_1900_GSM 1900&WCDMA B2&CDMA BC1<E B2&25



Frequency (MHz)	Result (dBm)	Factor (dB)	PK Limit (dBm)	Margin (dB)	Table (o)	ANT	EUT	Verdict
137.158	-62.29	-16.96	-13.0	49.29	90.00	Vertical	Vertical	Pass
239.710	-62.15	-4.48	-13.0	49.15	99.00	Vertical	Vertical	Pass
1882.780	-46.68	-0.01	-13.0	33.68	170.00	Vertical	Vertical	N.A
1962.259	-41.36	0.34	-13.0	28.36	164.00	Vertical	Vertical	N.A
2438.140	-45.84	4.99	-13.0	32.84	215.00	Vertical	Vertical	Pass
9258.435	-35.20	12.17	-13.0	22.20	19.00	Vertical	Vertical	Pass

RSE-V 5wid 10-18GHz MID

RSE Test case_CE FCC_FCC PART22&24&27_FCC LTE B2&4&25 10-18G

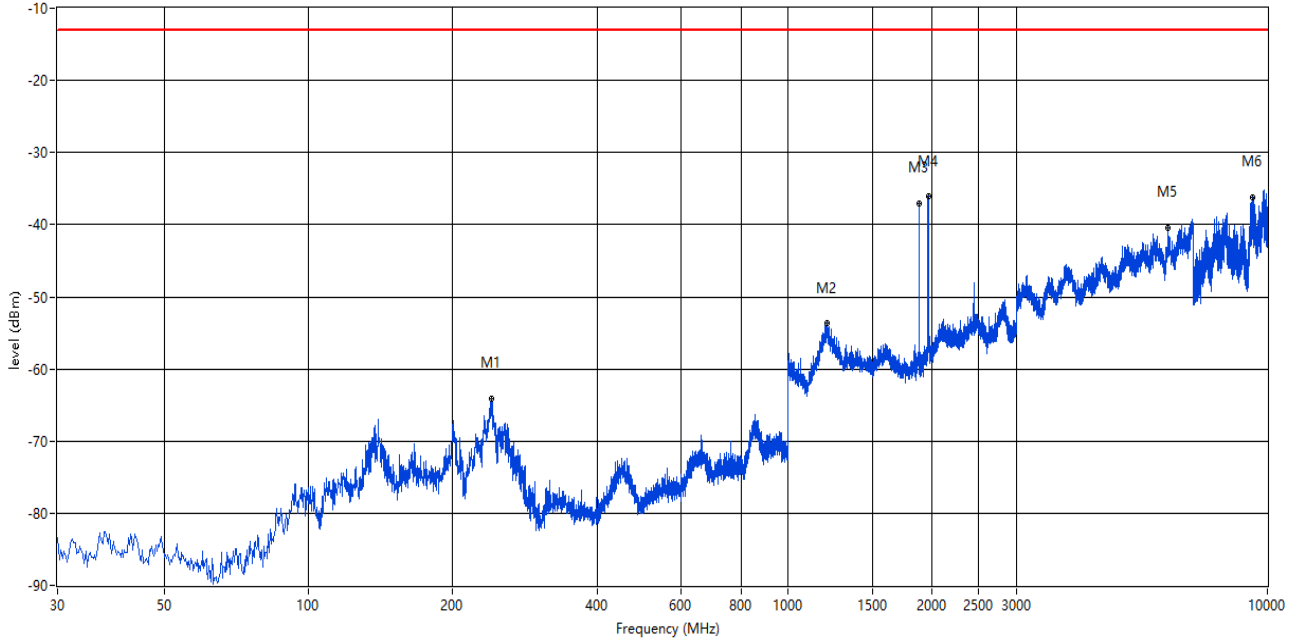


Frequency (MHz)	Result (dBm)	Factor (dB)	PK Limit (dBm)	Margin (dB)	Table (o)	ANT	EUT	Verdict
11129.718	-44.09	18.97	-13.0	31.09	156.00	Vertical	Vertical	Pass
12181.455	-42.28	20.47	-13.0	29.28	305.00	Vertical	Vertical	Pass
14052.987	-31.41	32.70	-13.0	18.41	99.00	Vertical	Vertical	Pass
14642.839	-35.82	28.21	-13.0	22.82	289.00	Vertical	Vertical	Pass
16302.424	-37.32	27.05	-13.0	24.32	135.00	Vertical	Vertical	Pass
16602.349	-34.47	30.27	-13.0	21.47	85.00	Vertical	Vertical	Pass

14.4 LTE Band 25 Bandwidth 10MHz, Middle Channel

RSE-H 10wid 30MHz-10GHz MID

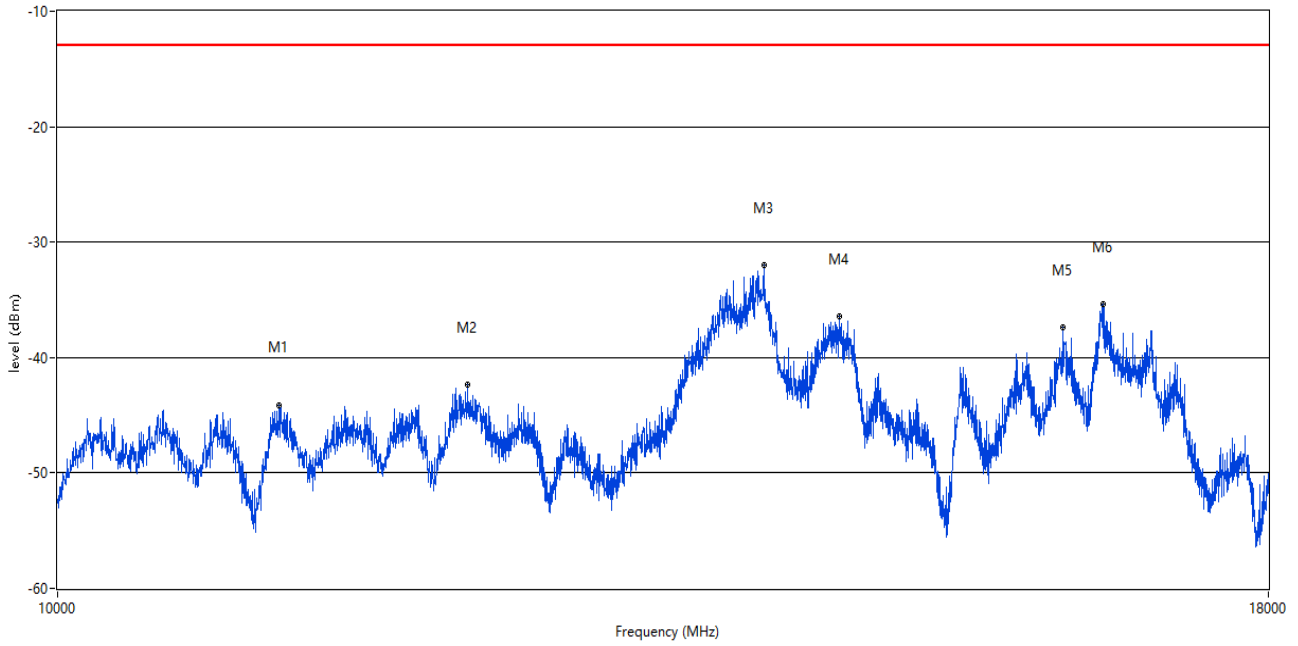
RSE Test case_CE FCC_FCC PART22&24&27_FCC PART 24_1900_GSM 1900&WCDMA B2&CDMA BC1<E B2&25



Frequency (MHz)	Result (dBm)	Factor (dB)	PK Limit (dBm)	Margin (dB)	Table (o)	ANT	EUT	Verdict
241.165	-64.10	-4.68	-13.0	51.10	3.00	Horizontal	Vertical	Pass
1209.948	-53.70	3.53	-13.0	40.70	0.00	Horizontal	Vertical	Pass
1882.280	-37.10	-0.02	-13.0	24.10	341.00	Horizontal	Vertical	N.A
1962.259	-36.00	0.38	-13.0	23.00	104.00	Horizontal	Vertical	N.A
6208.198	-40.46	18.07	-13.0	27.46	95.00	Horizontal	Vertical	Pass
9316.921	-36.14	12.81	-13.0	23.14	327.00	Horizontal	Vertical	Pass

RSE-H 10wid 10-18GHz MID

RSE Test case_CE FCC_FCC PART22&24&27_FCC LTE B2&4&25 10-18G



Frequency (MHz)	Result (dBm)	Factor (dB)	PK Limit (dBm)	Margin (dB)	Table (o)	ANT	EUT	Verdict
11135.716	-44.12	18.87	-13.0	31.12	58.00	Horizontal	Vertical	Pass
12201.450	-42.33	20.69	-13.0	29.33	312.00	Horizontal	Vertical	Pass
14088.978	-31.99	32.75	-13.0	18.99	53.00	Horizontal	Vertical	Pass
14616.846	-36.48	27.88	-13.0	23.48	191.00	Horizontal	Vertical	Pass
16294.426	-37.38	26.90	-13.0	24.38	296.00	Horizontal	Vertical	Pass
16610.347	-35.36	29.95	-13.0	22.36	236.00	Horizontal	Vertical	Pass

RSE-V 10wid 30MHz-10GHz MID

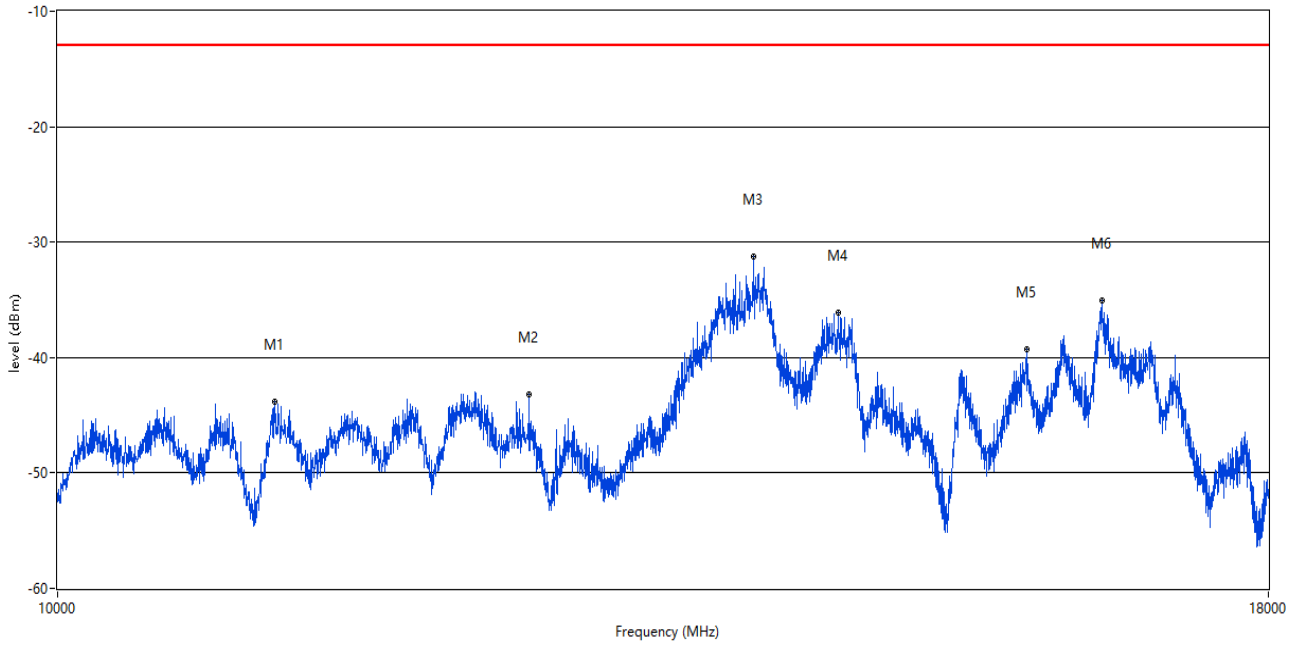
RSE Test case_CE FCC_FCC PART22&24&27_FCC PART 24_1900_GSM 1900&WCDMA B2&CDMA BC1<E B2&25



Frequency (MHz)	Result (dBm)	Factor (dB)	PK Limit (dBm)	Margin (dB)	Table (o)	ANT	EUT	Verdict
139.340	-61.51	-16.88	-13.0	48.51	53.00	Vertical	Vertical	Pass
240.195	-61.54	-4.42	-13.0	48.54	2.00	Vertical	Vertical	Pass
1203.449	-53.44	3.83	-13.0	40.44	164.00	Vertical	Vertical	Pass
1882.280	-40.52	-0.02	-13.0	27.52	3.00	Vertical	Vertical	N.A
1962.259	-42.36	0.31	-13.0	29.36	340.00	Vertical	Vertical	N.A
8210.947	-37.21	11.62	-13.0	24.21	273.00	Vertical	Vertical	Pass

RSE-V 10wid 10-18GHz MID

RSE Test case_CE FCC_FCC PART22&24&27_FCC LTE B2&4&25 10-18G

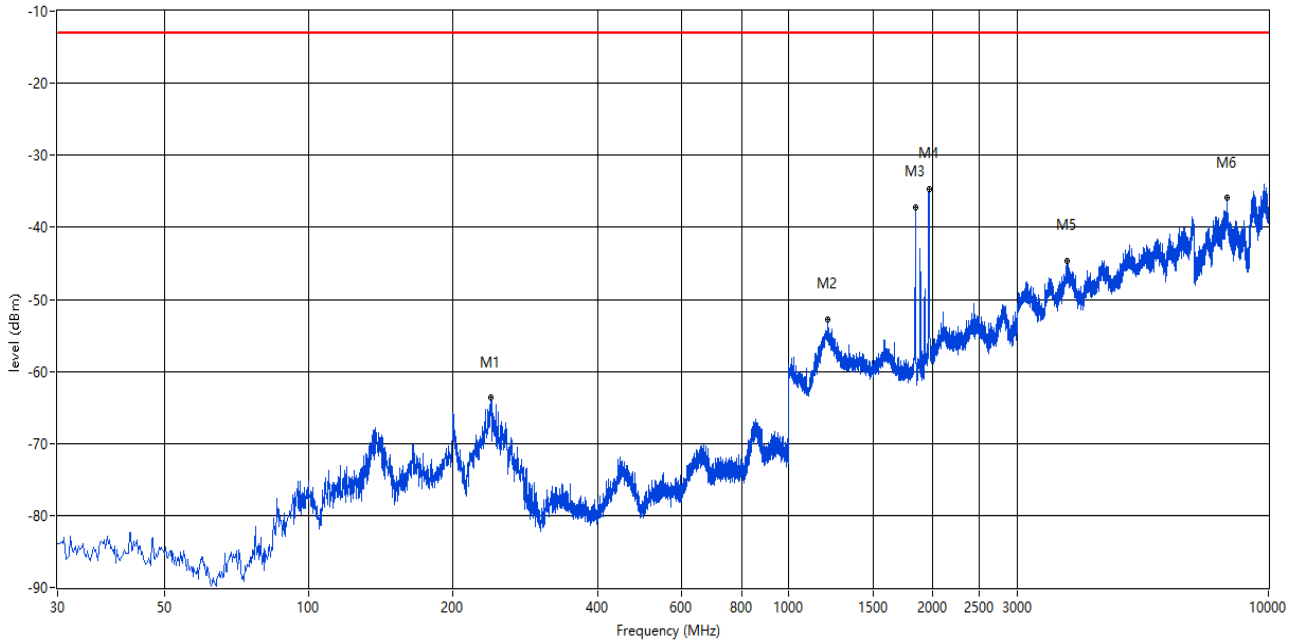


Frequency (MHz)	Result (dBm)	Factor (dB)	PK Limit (dBm)	Margin (dB)	Table (o)	ANT	EUT	Verdict
11113.722	-43.84	19.25	-13.0	30.84	144.00	Vertical	Vertical	Pass
12573.357	-43.22	19.41	-13.0	30.22	332.00	Vertical	Vertical	Pass
14022.994	-31.28	32.65	-13.0	18.28	327.00	Vertical	Vertical	Pass
14604.849	-36.15	27.73	-13.0	23.15	23.00	Vertical	Vertical	Pass
16010.497	-39.30	24.59	-13.0	26.30	244.00	Vertical	Vertical	Pass
16600.350	-35.04	30.35	-13.0	22.04	303.00	Vertical	Vertical	Pass

14.5 LTE Band 25 Bandwidth 15MHz, Middle Channel

RSE-H 15wid 30MHz-10GHz MID

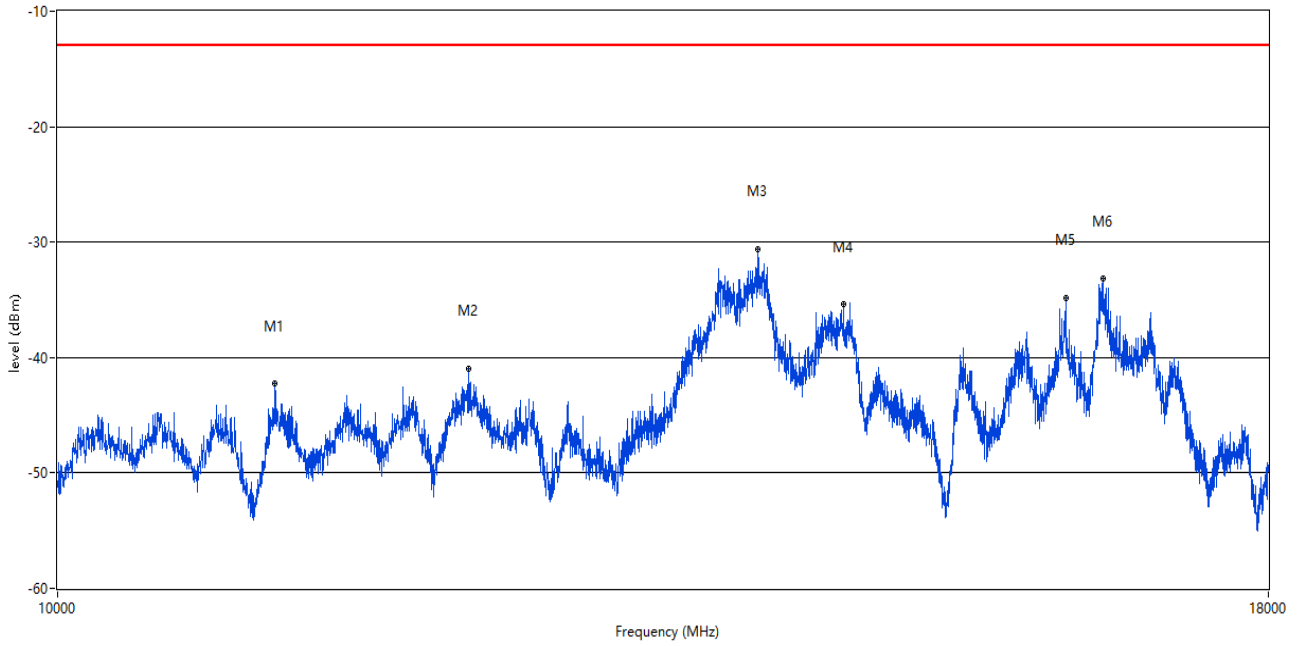
RSE Test case_CE FCC_FCC PART22&24&27_FCC PART 24_1900_GSM 1900&WCDMA B2&CDMA BC1<E B2&25



Frequency (MHz)	Result (dBm)	Factor (dB)	PK Limit (dBm)	Margin (dB)	Table (o)	ANT	EUT	Verdict
240.195	-63.64	-4.42	-13.0	50.64	25.00	Horizontal	Vertical	Pass
1209.948	-52.71	3.53	-13.0	39.71	250.00	Horizontal	Vertical	Pass
1882.290	-37.20	-0.21	-13.0	24.20	3.00	Horizontal	Vertical	N.A
1962.760	-34.69	0.26	-13.0	21.69	276.00	Horizontal	Vertical	N.A
3812.797	-44.72	11.96	-13.0	31.72	119.00	Horizontal	Vertical	Pass
8193.702	-35.89	11.80	-13.0	22.89	73.00	Horizontal	Vertical	Pass

RSE-H 15wid 10-18GHz MID

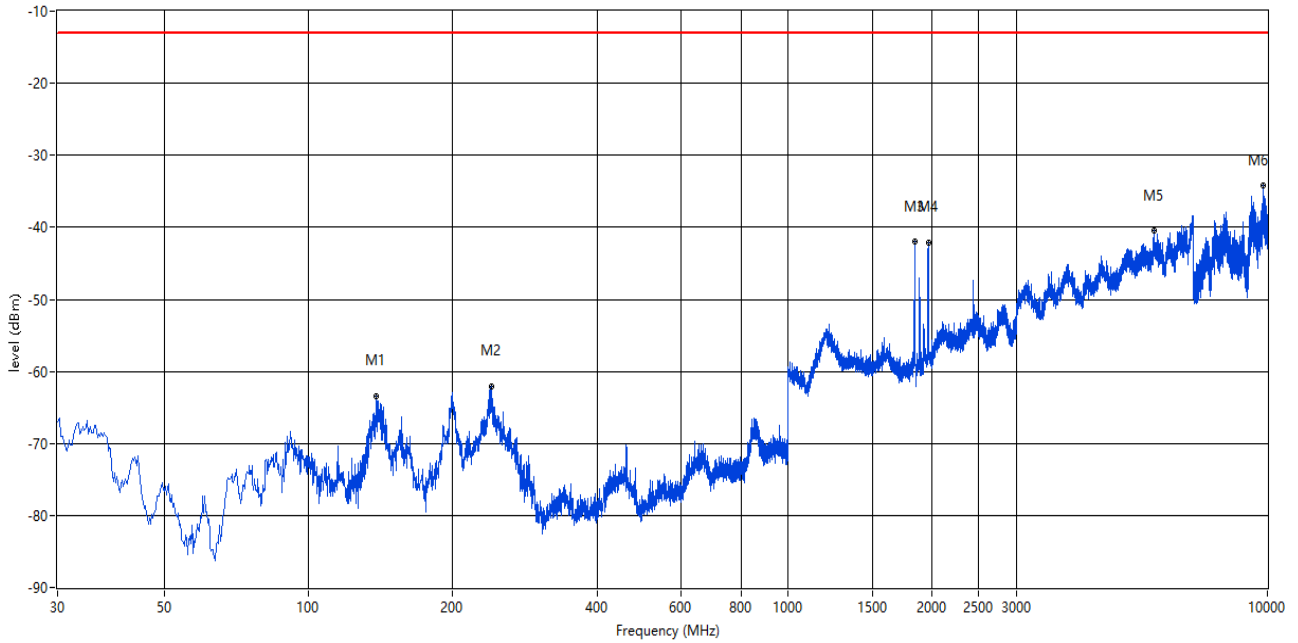
RSE Test case_CE FCC_FCC PART22&24&27_FCC LTE B2&4&25 10-18G



Frequency (MHz)	Result (dBm)	Factor (dB)	PK Limit (dBm)	Margin (dB)	Table (o)	ANT	EUT	Verdict
11111.722	-42.19	19.28	-13.0	29.19	200.00	Horizontal	Vertical	Pass
12205.449	-40.96	20.67	-13.0	27.96	256.00	Horizontal	Vertical	Pass
14050.987	-30.61	32.69	-13.0	17.61	350.00	Horizontal	Vertical	Pass
14644.839	-35.42	28.23	-13.0	22.42	317.00	Horizontal	Vertical	Pass
16312.422	-34.85	26.62	-13.0	21.85	320.00	Horizontal	Vertical	Pass
16614.346	-33.14	29.80	-13.0	20.14	195.00	Horizontal	Vertical	Pass

RSE-V 15wid 30MHz-10GHz MID

RSE Test case_CE FCC_FCC PART22&24&27_FCC PART 24_1900_GSM 1900&WCDMA B2&CDMA BC1<E B2&25



Frequency (MHz)	Result (dBm)	Factor (dB)	PK Limit (dBm)	Margin (dB)	Table (o)	ANT	EUT	Verdict
138.370	-63.48	-16.91	-13.0	50.48	73.00	Vertical	Vertical	Pass
240.437	-62.10	-4.49	-13.0	49.10	123.00	Vertical	Vertical	Pass
1882.290	-42.02	-0.28	-13.0	29.02	234.00	Vertical	Vertical	N.A
1962.760	-42.17	0.26	-13.0	29.17	270.00	Vertical	Vertical	N.A
5800.300	-40.52	16.75	-13.0	27.52	36.00	Vertical	Vertical	Pass
9796.801	-34.20	15.15	-13.0	21.20	213.00	Vertical	Vertical	Pass

RSE-V 15wid 10-18GHz MID

RSE Test case_CE FCC_FCC PART22&24&27_FCC LTE B2&4&25 10-18G

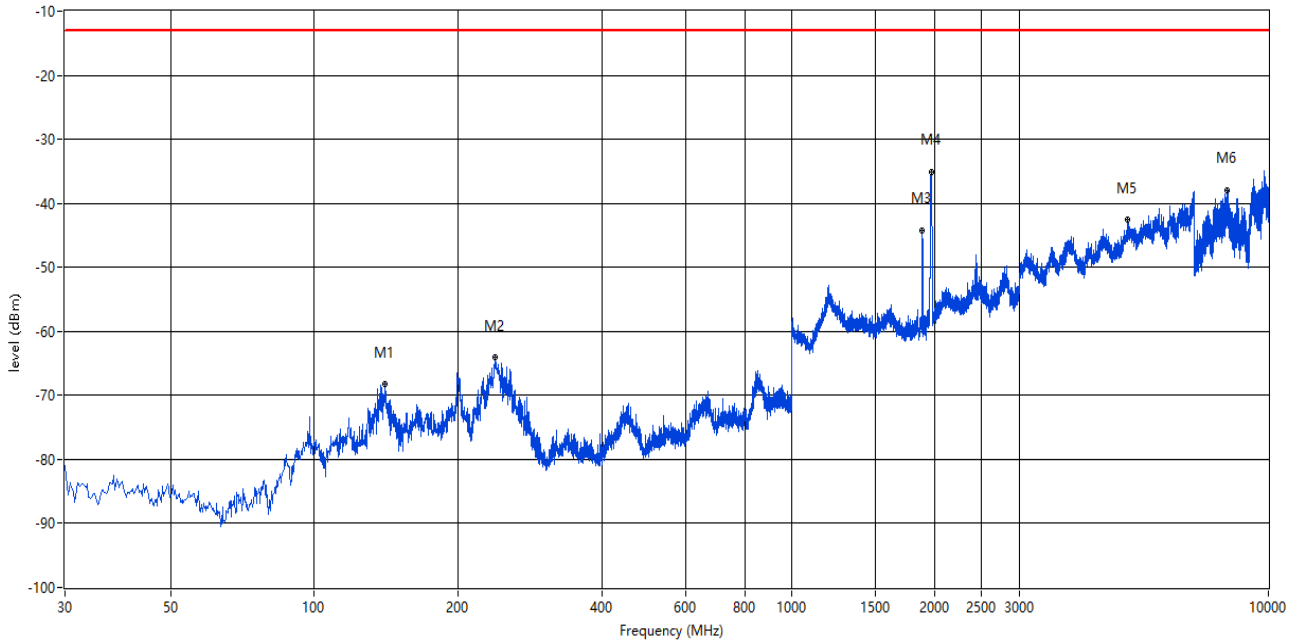


Frequency (MHz)	Result (dBm)	Factor (dB)	PK Limit (dBm)	Margin (dB)	Table (o)	ANT	EUT	Verdict
10565.859	-43.72	17.99	-13.0	30.72	57.00	Vertical	Vertical	Pass
11883.529	-43.50	19.78	-13.0	30.50	355.00	Vertical	Vertical	Pass
14046.988	-32.96	32.69	-13.0	19.96	331.00	Vertical	Vertical	Pass
14488.878	-36.20	27.07	-13.0	23.20	59.00	Vertical	Vertical	Pass
16008.498	-38.49	24.70	-13.0	25.49	116.00	Vertical	Vertical	Pass
16598.350	-35.41	30.20	-13.0	22.41	242.00	Vertical	Vertical	Pass

14.6 LTE Band 25 Bandwidth 20MHz, Middle Channel

RSE-H 20wid 30MHz-10GHz MID

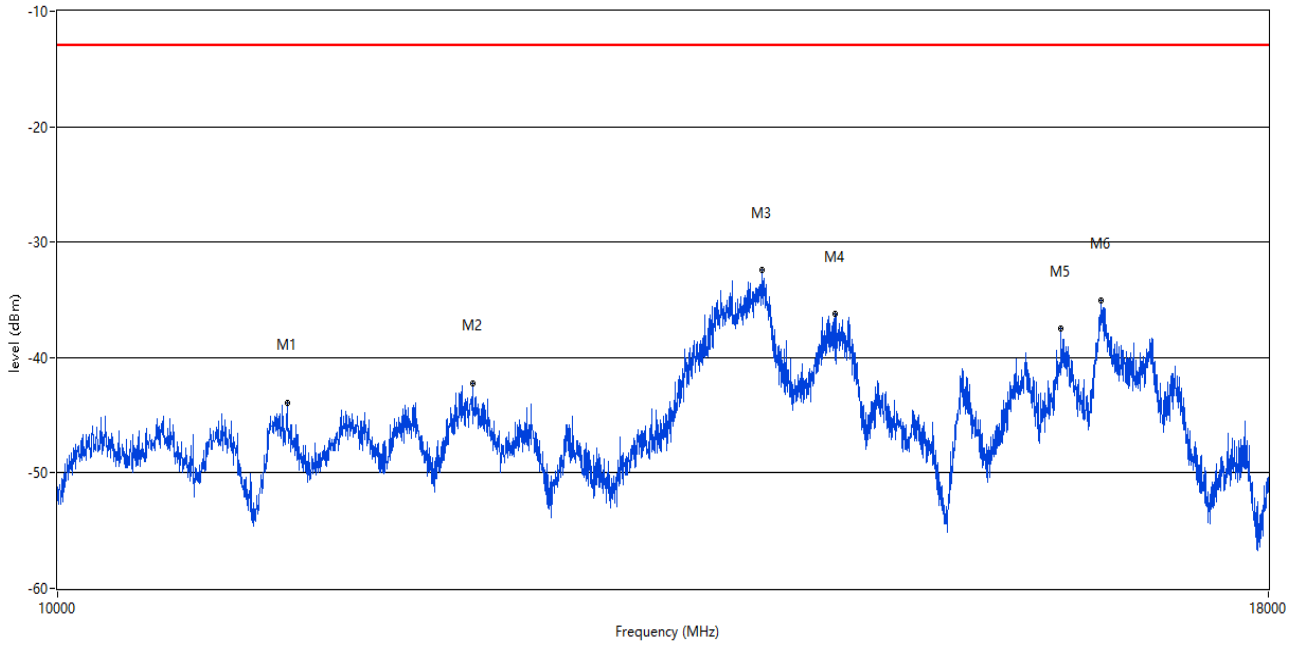
RSE Test case_CE FCC_FCC PART22&24&27_FCC PART 24_1900_GSM 1900&WCDMA B2&CDMA BC1<E B2&25



Frequency (MHz)	Result (dBm)	Factor (dB)	PK Limit (dBm)	Margin (dB)	Table (o)	ANT	EUT	Verdict
140.552	-68.29	-16.89	-13.0	55.29	174.00	Horizontal	Vertical	Pass
238.740	-64.12	-4.87	-13.0	51.12	6.00	Horizontal	Vertical	Pass
1882.779	-44.22	0.00	-13.0	31.22	48.00	Horizontal	Vertical	N.A
1962.758	-35.02	0.49	-13.0	22.02	21.00	Horizontal	Vertical	N.A
5077.481	-42.58	15.27	-13.0	29.58	245.00	Horizontal	Vertical	Pass
8210.197	-38.03	11.64	-13.0	25.03	263.00	Horizontal	Vertical	Pass

RSE-H 20wid 10-18GHz MID

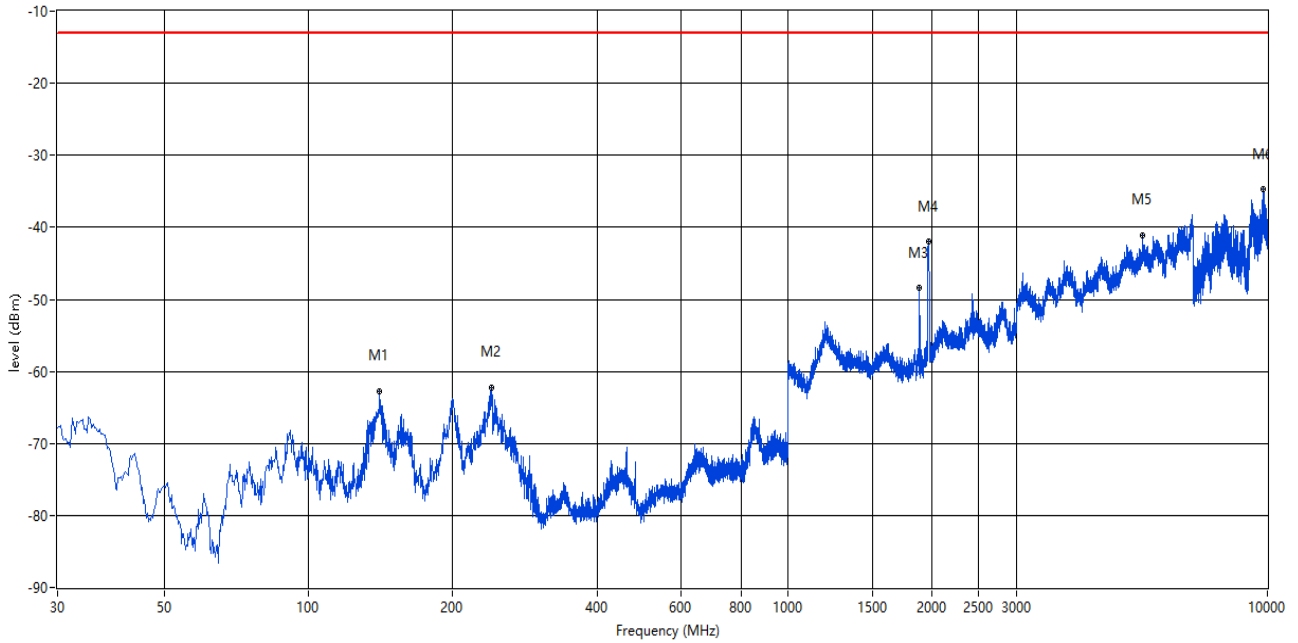
RSE Test case_CE FCC_FCC PART22&24&27_FCC LTE B2&4&25 10-18G



Frequency (MHz)	Result (dBm)	Factor (dB)	PK Limit (dBm)	Margin (dB)	Table (o)	ANT	EUT	Verdict
11177.706	-43.95	18.15	-13.0	30.95	356.00	Horizontal	Vertical	Pass
12233.442	-42.27	20.51	-13.0	29.27	77.00	Horizontal	Vertical	Pass
14078.980	-32.42	32.73	-13.0	19.42	114.00	Horizontal	Vertical	Pass
14586.853	-36.20	27.63	-13.0	23.20	325.00	Horizontal	Vertical	Pass
16276.431	-37.52	26.07	-13.0	24.52	296.00	Horizontal	Vertical	Pass
16598.350	-35.07	30.20	-13.0	22.07	256.00	Horizontal	Vertical	Pass

RSE-V 20wid 30MHz-10GHz MID

RSE Test case_CE FCC_FCC PART22&24&27_FCC PART 24_1900_GSM 1900&WCDMA B2&CDMA BC1<E B2&25



Frequency (MHz)	Result (dBm)	Factor (dB)	PK Limit (dBm)	Margin (dB)	Table (o)	ANT	EUT	Verdict
140.795	-62.81	-16.90	-13.0	49.81	278.00	Vertical	Vertical	Pass
240.437	-62.18	-4.49	-13.0	49.18	228.00	Vertical	Vertical	Pass
1882.779	-48.31	0.00	-13.0	35.31	44.00	Vertical	Vertical	N.A
1962.759	-42.02	0.29	-13.0	29.02	19.00	Vertical	Vertical	N.A
5488.378	-41.19	15.85	-13.0	28.19	212.00	Vertical	Vertical	Pass
9805.799	-34.71	15.13	-13.0	21.71	245.00	Vertical	Vertical	Pass

RSE-V 20wid 10-18GHz MID

RSE Test case_CE FCC_FCC PART22&24&27_FCC LTE B2&4&25 10-18G



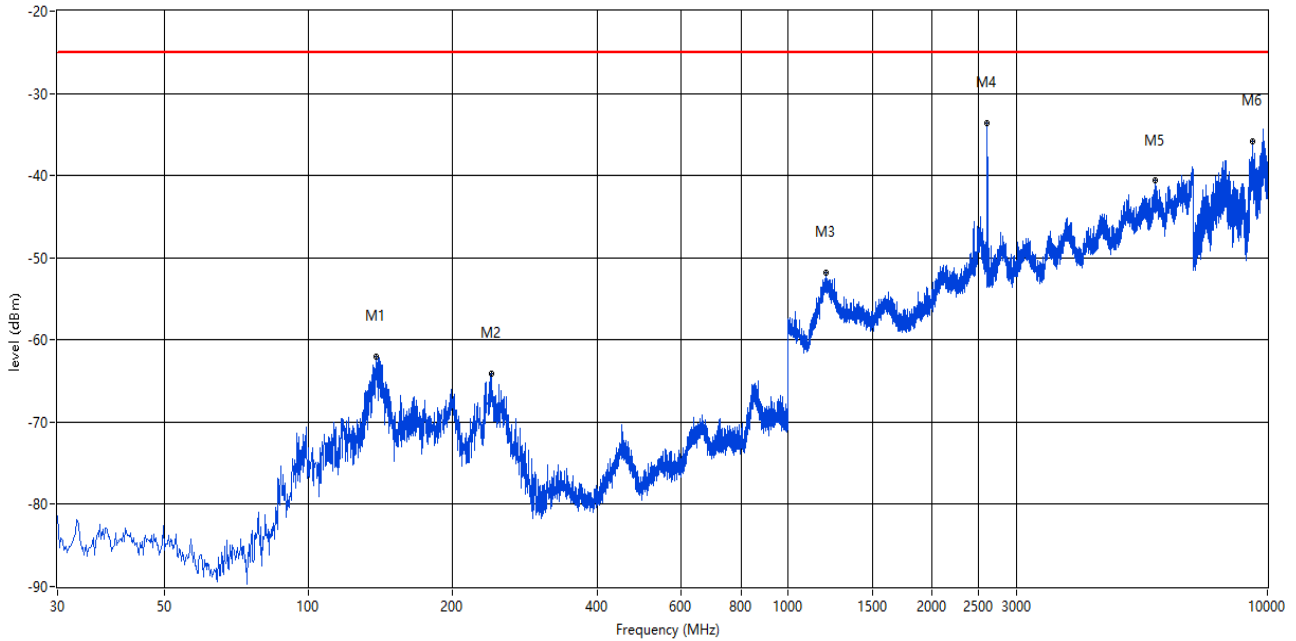
Frequency (MHz)	Result (dBm)	Factor (dB)	PK Limit (dBm)	Margin (dB)	Table (o)	ANT	EUT	Verdict
10797.801	-44.01	19.12	-13.0	31.01	66.00	Vertical	Vertical	Pass
11499.625	-43.08	20.20	-13.0	30.08	300.00	Vertical	Vertical	Pass
12157.461	-42.10	20.17	-13.0	29.10	331.00	Vertical	Vertical	Pass
14060.985	-32.37	32.71	-13.0	19.37	56.00	Vertical	Vertical	Pass
14706.823	-36.84	28.34	-13.0	23.84	287.00	Vertical	Vertical	Pass
16598.350	-34.59	30.20	-13.0	21.59	145.00	Vertical	Vertical	Pass

15 LTE Band 41

15.1 LTE Band 41 Bandwidth 5MHz, Middle Channel

RSE-H 5wid 30MHz-10GHz MID

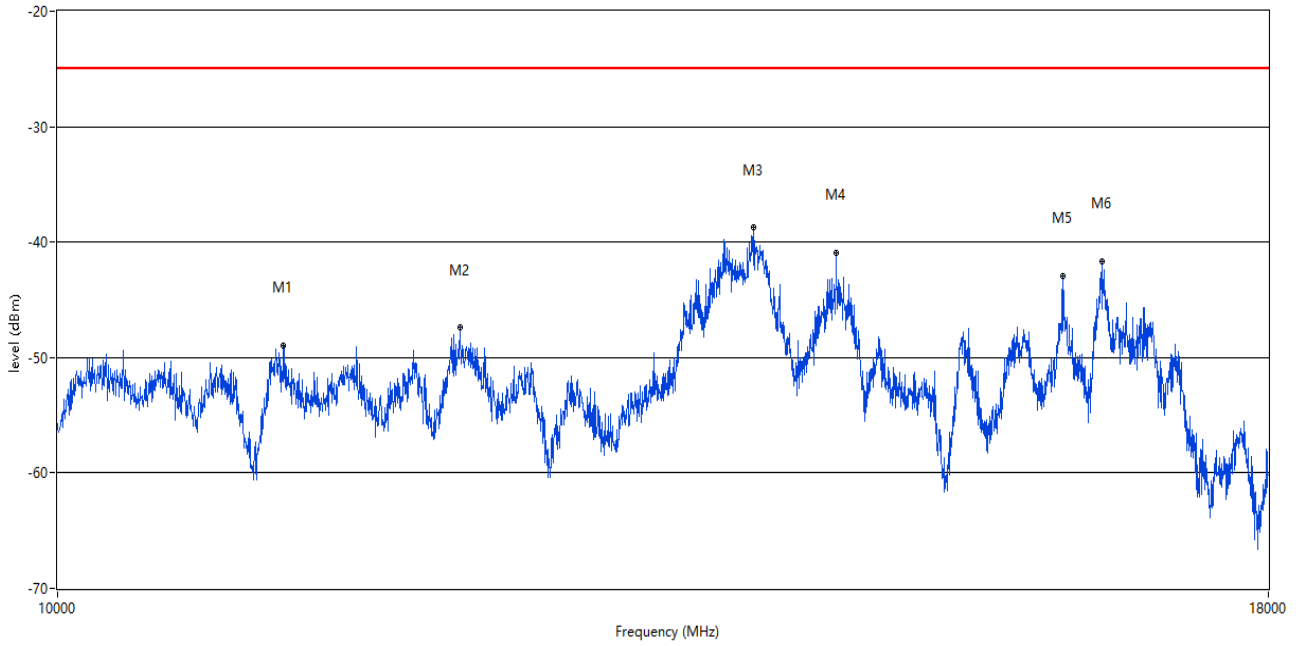
RSE Test case_CE FCC_FCC PART22&24&27_FCC LTE B41



Frequency (MHz)	Result (dBm)	Factor (dB)	PK Limit (dBm)	Margin (dB)	Table (o)	ANT	EUT	Verdict
138.370	-62.04	-16.29	-25.0	37.04	34.00	Horizontal	Vertical	Pass
240.437	-64.15	-3.69	-25.0	39.15	187.00	Horizontal	Vertical	Pass
1202.949	-51.79	5.81	-25.0	26.79	36.00	Horizontal	Vertical	Pass
2605.599	-33.55	8.58	-25.0	8.55	233.00	Horizontal	Vertical	N.A
5849.288	-40.64	17.03	-25.0	15.64	176.00	Horizontal	Vertical	Pass
9324.419	-35.86	12.74	-25.0	10.86	165.00	Horizontal	Vertical	Pass

RSE-H 5wid 10-18GHz MID

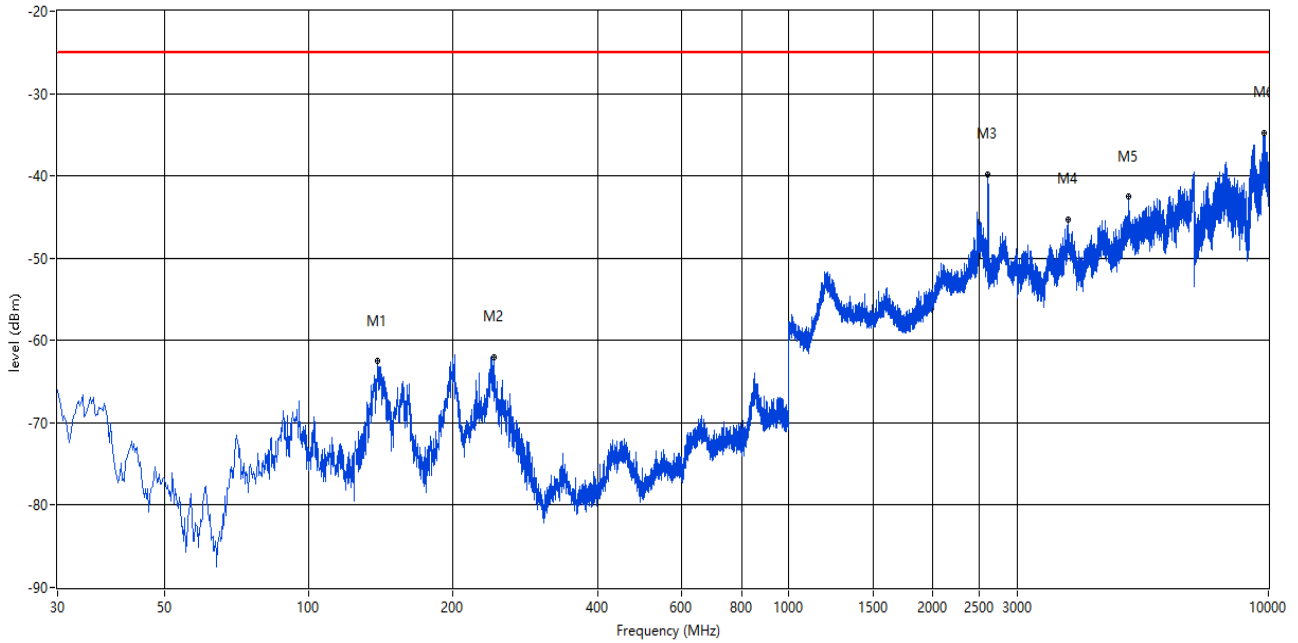
RSE Test case_CE FCC_FCC PART22&24&27_FCC LTE B41 -18G



Frequency (MHz)	Result (dBm)	Factor (dB)	PK Limit (dBm)	Margin (dB)	Table (o)	ANT	EUT	Verdict
11159.710	-48.98	18.46	-25.0	23.98	15.00	Horizontal	Vertical	Pass
12157.711	-47.38	20.18	-25.0	22.38	169.00	Horizontal	Vertical	Pass
14016.246	-38.69	32.64	-25.0	13.69	315.00	Horizontal	Vertical	Pass
14593.602	-40.88	27.65	-25.0	15.88	96.00	Horizontal	Vertical	Pass
16287.178	-42.89	26.56	-25.0	17.89	15.00	Horizontal	Vertical	Pass
16603.349	-41.63	30.23	-25.0	16.63	19.00	Horizontal	Vertical	Pass

RSE-V 5wid 30MHz-10GHz MID

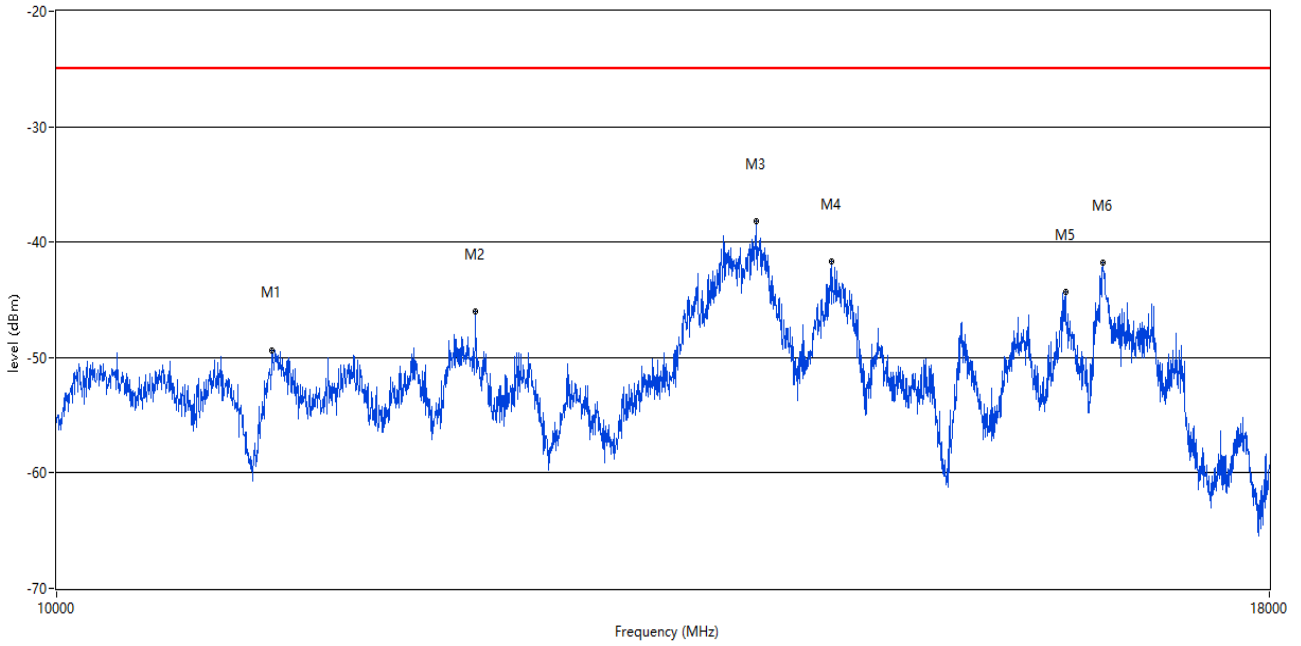
RSE Test case_CE FCC_FCC PART22&24&27_FCC LTE B41



Frequency (MHz)	Result (dBm)	Factor (dB)	PK Limit (dBm)	Margin (dB)	Table (o)	ANT	EUT	Verdict
139.340	-62.52	-16.25	-25.0	37.52	261.00	Vertical	Vertical	Pass
243.832	-62.09	-4.61	-25.0	37.09	254.00	Vertical	Vertical	Pass
2605.599	-39.90	8.59	-25.0	14.90	328.00	Vertical	Vertical	N.A
3835.791	-45.28	12.07	-25.0	20.28	271.00	Vertical	Vertical	Pass
5115.471	-42.46	14.89	-25.0	17.46	89.00	Vertical	Vertical	Pass
9787.053	-34.87	14.90	-25.0	9.87	322.00	Vertical	Vertical	Pass

RSE-V 5wid 10-18GHz MID

RSE Test case_CE FCC_FCC PART22&24&27_FCC LTE B41 -18G

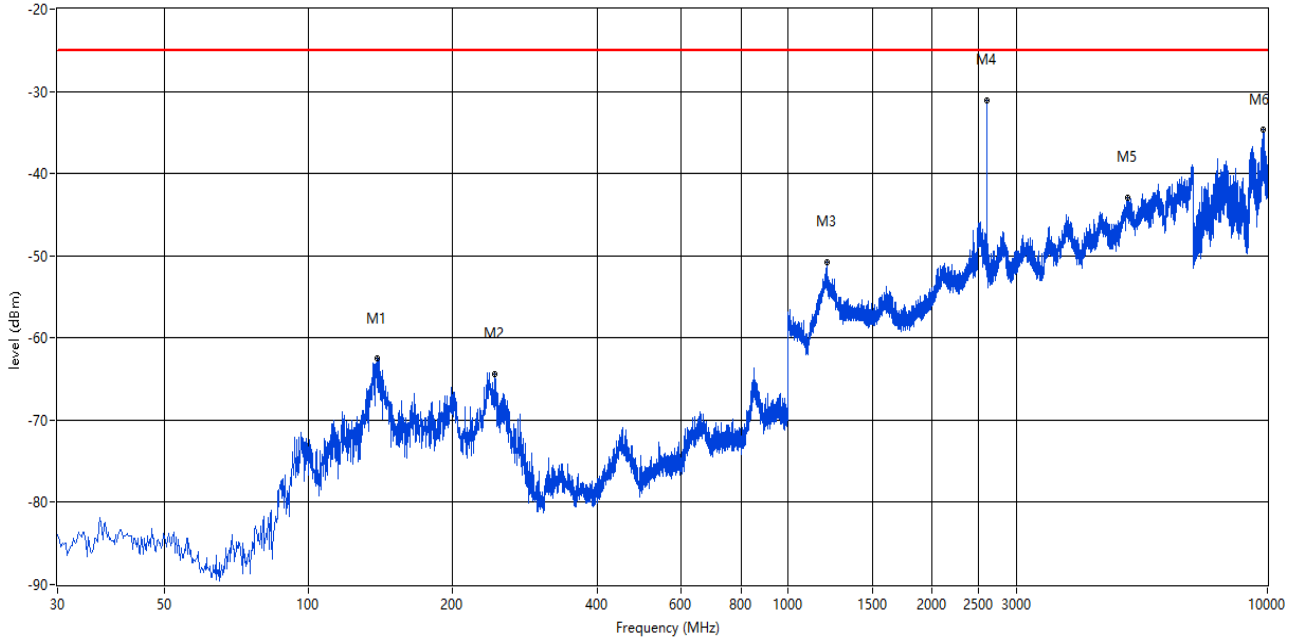


Frequency (MHz)	Result (dBm)	Factor (dB)	PK Limit (dBm)	Margin (dB)	Table (o)	ANT	EUT	Verdict
11101.975	-49.35	19.45	-25.0	24.35	168.00	Vertical	Vertical	Pass
12251.187	-46.02	20.41	-25.0	21.02	228.00	Vertical	Vertical	Pass
14035.491	-38.23	32.67	-25.0	13.23	131.00	Vertical	Vertical	Pass
14557.861	-41.69	27.53	-25.0	16.69	334.00	Vertical	Vertical	Pass
16306.423	-44.32	26.88	-25.0	19.32	200.00	Vertical	Vertical	Pass
16608.848	-41.77	30.01	-25.0	16.77	211.00	Vertical	Vertical	Pass

15.2 LTE Band 41 Bandwidth 10MHz, Middle Channel

RSE-H 10wid 30MHz-10GHz MID

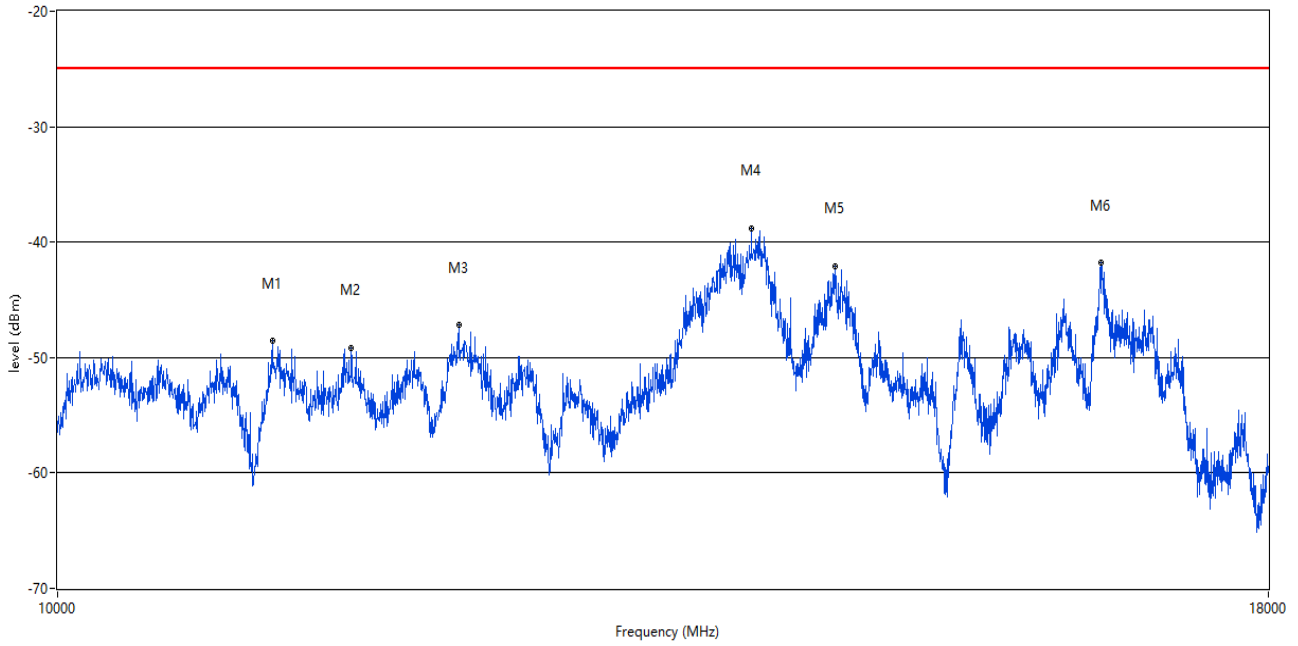
RSE Test case_CE FCC_FCC PART22&24&27_FCC LTE B41



Frequency (MHz)	Result (dBm)	Factor (dB)	PK Limit (dBm)	Margin (dB)	Table (o)	ANT	EUT	Verdict
139.340	-62.48	-16.25	-25.0	37.48	353.00	Horizontal	Vertical	Pass
245.044	-64.41	-4.94	-25.0	39.41	10.00	Horizontal	Vertical	Pass
1204.949	-50.71	5.71	-25.0	25.71	223.00	Horizontal	Vertical	Pass
2605.600	-40.41	8.63	-25.0	15.41	198.00	Horizontal	Vertical	N.A
5103.474	-42.97	15.54	-25.0	17.97	185.00	Horizontal	Vertical	Pass
9786.303	-34.62	14.88	-25.0	9.62	161.00	Horizontal	Vertical	Pass

RSE-H 10wid 10-18GHz MID

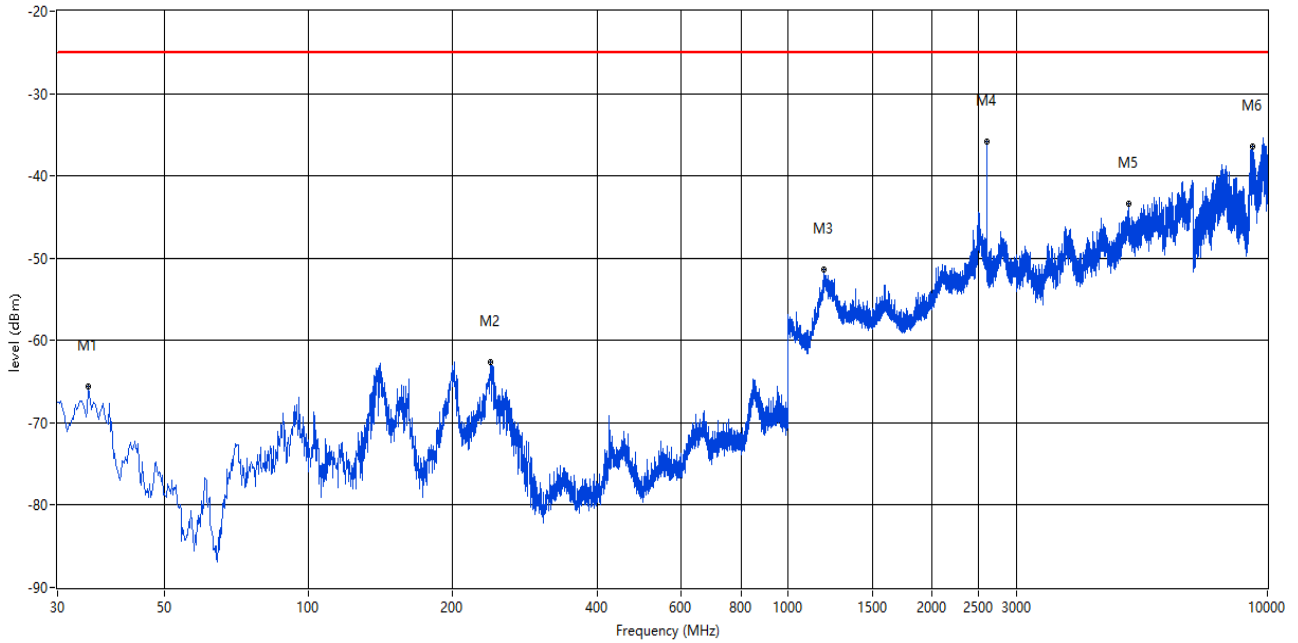
RSE Test case_CE FCC_FCC PART22&24&27_FCC LTE B41 -18G



Frequency (MHz)	Result (dBm)	Factor (dB)	PK Limit (dBm)	Margin (dB)	Table (o)	ANT	EUT	Verdict
11099.225	-48.57	19.42	-25.0	23.57	5.00	Horizontal	Vertical	Pass
11533.617	-49.12	19.54	-25.0	24.12	113.00	Horizontal	Vertical	Pass
12152.212	-47.22	20.11	-25.0	22.22	336.00	Horizontal	Vertical	Pass
14005.249	-38.78	32.63	-25.0	13.78	247.00	Horizontal	Vertical	Pass
14582.604	-42.04	27.61	-25.0	17.04	121.00	Horizontal	Vertical	Pass
16597.851	-41.76	30.16	-25.0	16.76	304.00	Horizontal	Vertical	Pass

RSE-V 10wid 30MHz-10GHz MID

RSE Test case_CE FCC_FCC PART22&24&27_FCC LTE B41



Frequency (MHz)	Result (dBm)	Factor (dB)	PK Limit (dBm)	Margin (dB)	Table (o)	ANT	EUT	Verdict
34.849	-65.58	-12.06	-25.0	40.58	54.00	Vertical	Vertical	Pass
239.468	-62.55	-3.78	-25.0	37.55	10.00	Vertical	Vertical	Pass
1190.952	-51.42	5.33	-25.0	26.42	258.00	Vertical	Vertical	Pass
2605.600	-35.83	8.63	-25.0	10.83	333.00	Vertical	Vertical	N.A
5144.464	-43.35	15.37	-25.0	18.35	345.00	Vertical	Vertical	Pass
9314.671	-36.50	12.83	-25.0	11.50	324.00	Vertical	Vertical	Pass

RSE-V 10wid 10-18GHz MID

RSE Test case_CE FCC_FCC PART22&24&27_FCC LTE B41 -18G

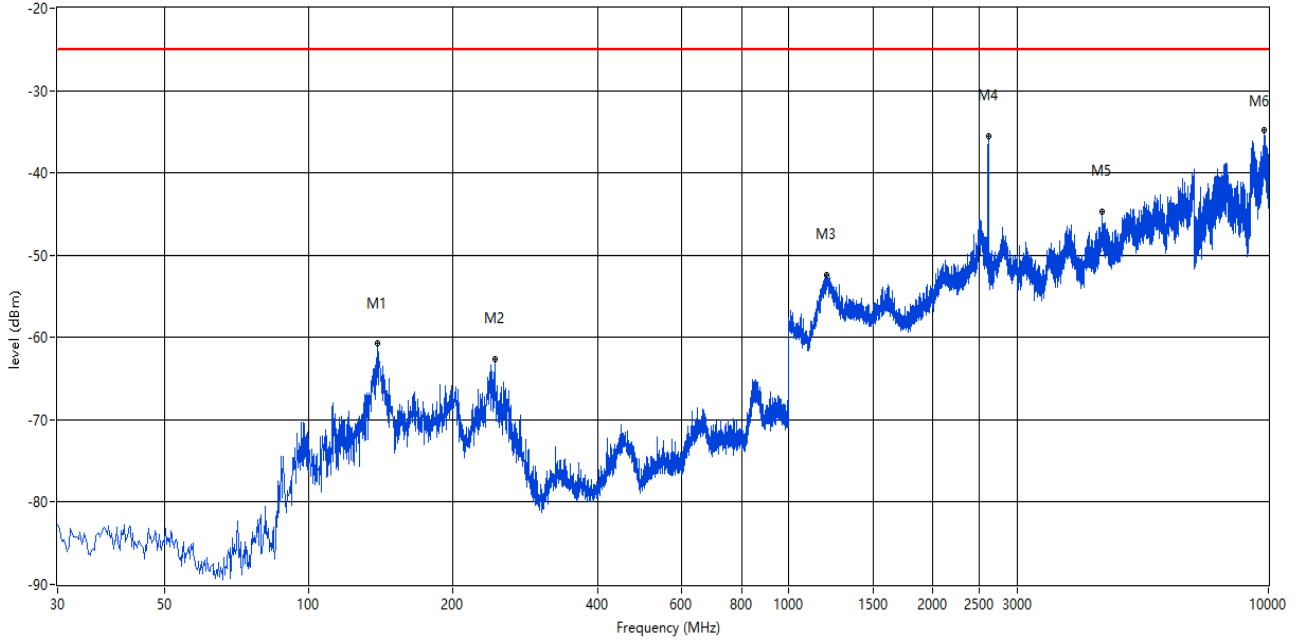


Frequency (MHz)	Result (dBm)	Factor (dB)	PK Limit (dBm)	Margin (dB)	Table (o)	ANT	EUT	Verdict
10846.288	-48.81	18.59	-25.0	23.81	142.00	Vertical	Vertical	Pass
12185.204	-47.63	20.52	-25.0	22.63	156.00	Vertical	Vertical	Pass
14038.240	-38.92	32.68	-25.0	13.92	290.00	Vertical	Vertical	Pass
14541.365	-40.59	27.48	-25.0	15.59	191.00	Vertical	Vertical	Pass
16289.928	-44.41	26.69	-25.0	19.41	327.00	Vertical	Vertical	Pass
16603.349	-41.53	30.23	-25.0	16.53	16.00	Vertical	Vertical	Pass

15.3 LTE Band 41 Bandwidth 15MHz, Middle Channel

RSE-H 15wid 30MHz-10GHz MID

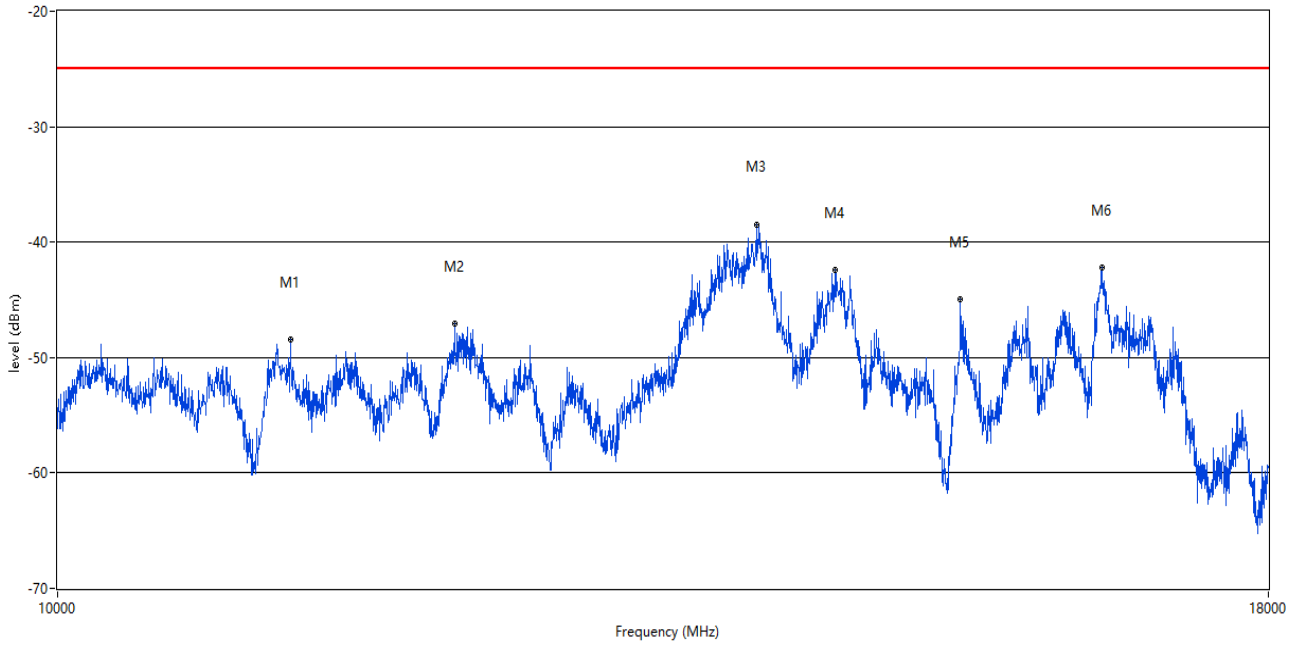
RSE Test case_CE FCC_FCC PART22&24&27_FCC LTE B41



Frequency (MHz)	Result (dBm)	Factor (dB)	PK Limit (dBm)	Margin (dB)	Table (o)	ANT	EUT	Verdict
139.340	-60.63	-16.25	-25.0	35.63	150.00	Horizontal	Vertical	Pass
244.801	-62.69	-4.88	-25.0	37.69	270.00	Horizontal	Vertical	Pass
1198.450	-52.43	5.84	-25.0	27.43	43.00	Horizontal	Vertical	Pass
2605.598	-35.58	8.55	-25.0	10.58	185.00	Horizontal	Vertical	N.A
4496.626	-44.72	13.44	-25.0	19.72	100.00	Horizontal	Vertical	Pass
9814.796	-34.84	14.96	-25.0	9.84	229.00	Horizontal	Vertical	Pass

RSE-H 15wid 10-18GHz MID

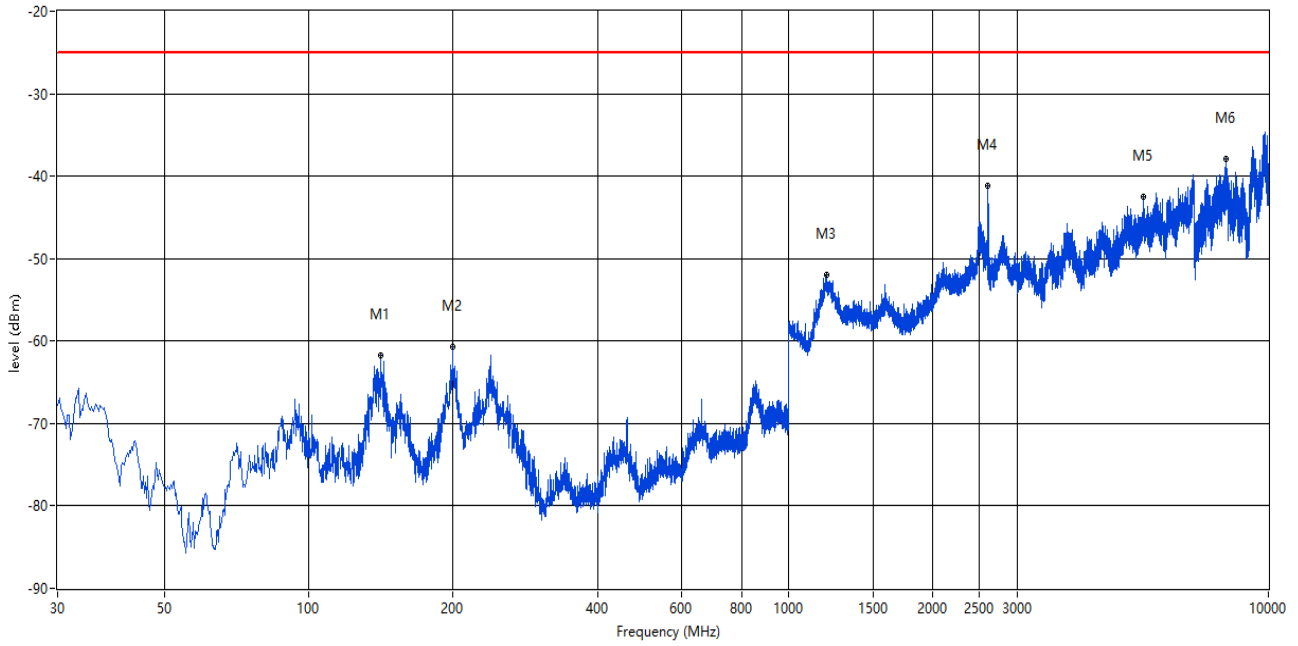
RSE Test case_CE FCC_FCC PART22&24&27_FCC LTE B41 -18G



Frequency (MHz)	Result (dBm)	Factor (dB)	PK Limit (dBm)	Margin (dB)	Table (o)	ANT	EUT	Verdict
11195.451	-48.45	17.84	-25.0	23.45	275.00	Horizontal	Vertical	Pass
12124.719	-47.07	19.76	-25.0	22.07	282.00	Horizontal	Vertical	Pass
14038.240	-38.48	32.68	-25.0	13.48	308.00	Horizontal	Vertical	Pass
14588.103	-42.46	27.63	-25.0	17.46	20.00	Horizontal	Vertical	Pass
15500.875	-44.94	21.29	-25.0	19.94	200.00	Horizontal	Vertical	Pass
16600.600	-42.23	30.34	-25.0	17.23	226.00	Horizontal	Vertical	Pass

RSE-V 15wid 30MHz-10GHz MID

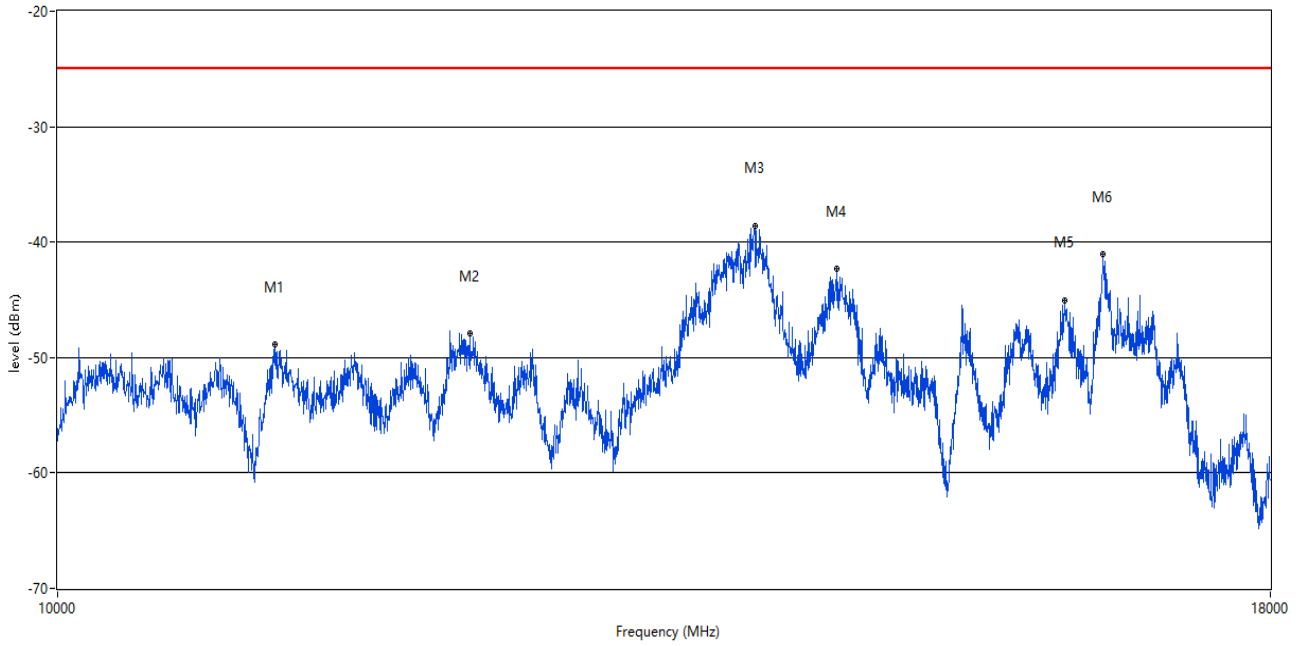
RSE Test case_CE FCC_FCC PART22&24&27_FCC LTE B41



Frequency (MHz)	Result (dBm)	Factor (dB)	PK Limit (dBm)	Margin (dB)	Table (o)	ANT	EUT	Verdict
141.522	-61.77	-16.36	-25.0	36.77	189.00	Vertical	Vertical	Pass
199.465	-60.67	-9.53	-25.0	35.67	114.00	Vertical	Vertical	Pass
1203.449	-51.95	5.78	-25.0	26.95	300.00	Vertical	Vertical	Pass
2606.098	-41.14	8.57	-25.0	16.14	329.00	Vertical	Vertical	N.A
5489.378	-42.48	15.87	-25.0	17.48	189.00	Vertical	Vertical	Pass
8154.711	-37.94	11.46	-25.0	12.94	355.00	Vertical	Vertical	Pass

RSE-V 15wid 10-18GHz MID

RSE Test case_CE FCC_FCC PART22&24&27_FCC LTE B41 -18G

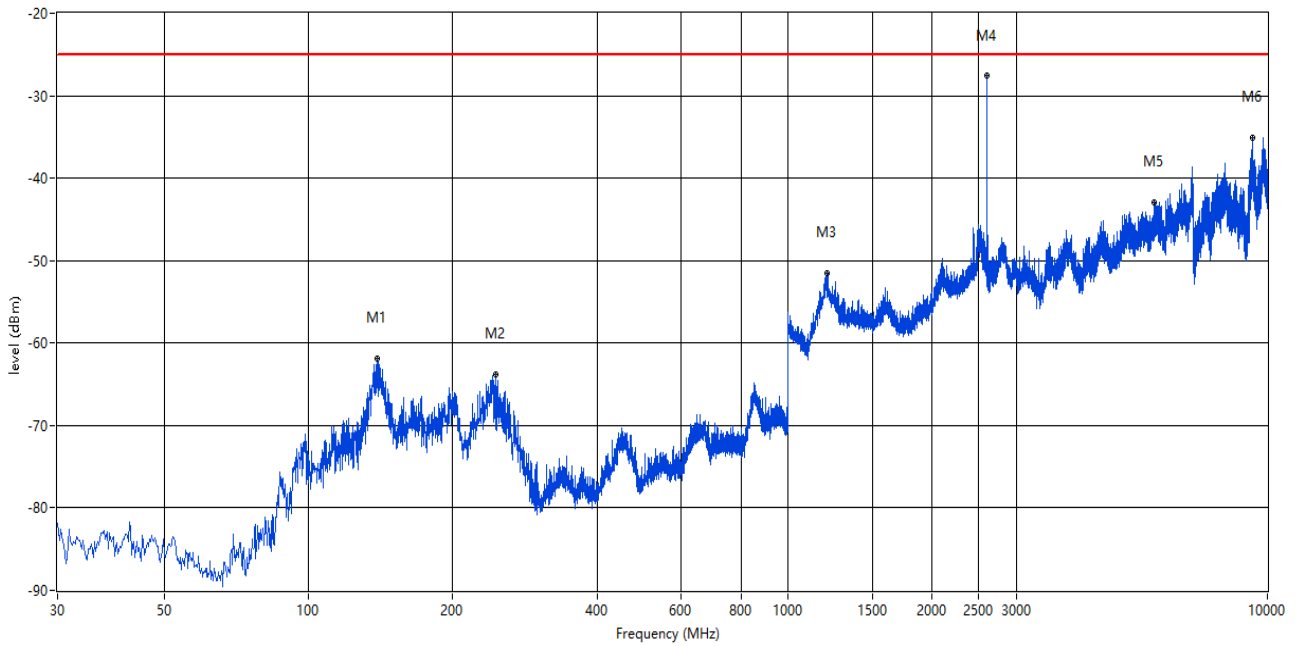


Frequency (MHz)	Result (dBm)	Factor (dB)	PK Limit (dBm)	Margin (dB)	Table (o)	ANT	EUT	Verdict
11112.972	-48.89	19.26	-25.0	23.89	193.00	Vertical	Vertical	Pass
12209.948	-47.92	20.65	-25.0	22.92	60.00	Vertical	Vertical	Pass
14018.995	-38.56	32.65	-25.0	13.56	249.00	Vertical	Vertical	Pass
14585.354	-42.33	27.62	-25.0	17.33	267.00	Vertical	Vertical	Pass
16292.677	-45.10	26.82	-25.0	20.10	162.00	Vertical	Vertical	Pass
16600.600	-41.03	30.34	-25.0	16.03	157.00	Vertical	Vertical	Pass

15.4 LTE Band 41 Bandwidth 20MHz, Middle Channel

RSE-H 20wid 30MHz-10GHz MID

RSE Test case_CE FCC_FCC PART22&24&27_FCC LTE B41



Frequency (MHz)	Result (dBm)	Factor (dB)	PK Limit (dBm)	Margin (dB)	Table (o)	ANT	EUT	Verdict
139.340	-61.84	-16.25	-25.0	36.84	86.00	Horizontal	Vertical	Pass
245.529	-63.81	-5.07	-25.0	38.81	314.00	Horizontal	Vertical	Pass
1204.949	-51.49	5.71	-25.0	26.49	344.00	Horizontal	Vertical	Pass
2605.099	-27.50	8.58	-25.0	2.50	71.00	Horizontal	Vertical	N.A
5804.299	-43.00	16.78	-25.0	18.00	349.00	Horizontal	Vertical	Pass
9325.169	-35.12	12.73	-25.0	10.12	278.00	Horizontal	Vertical	Pass

RSE-H 20wid 10-18GHz MID

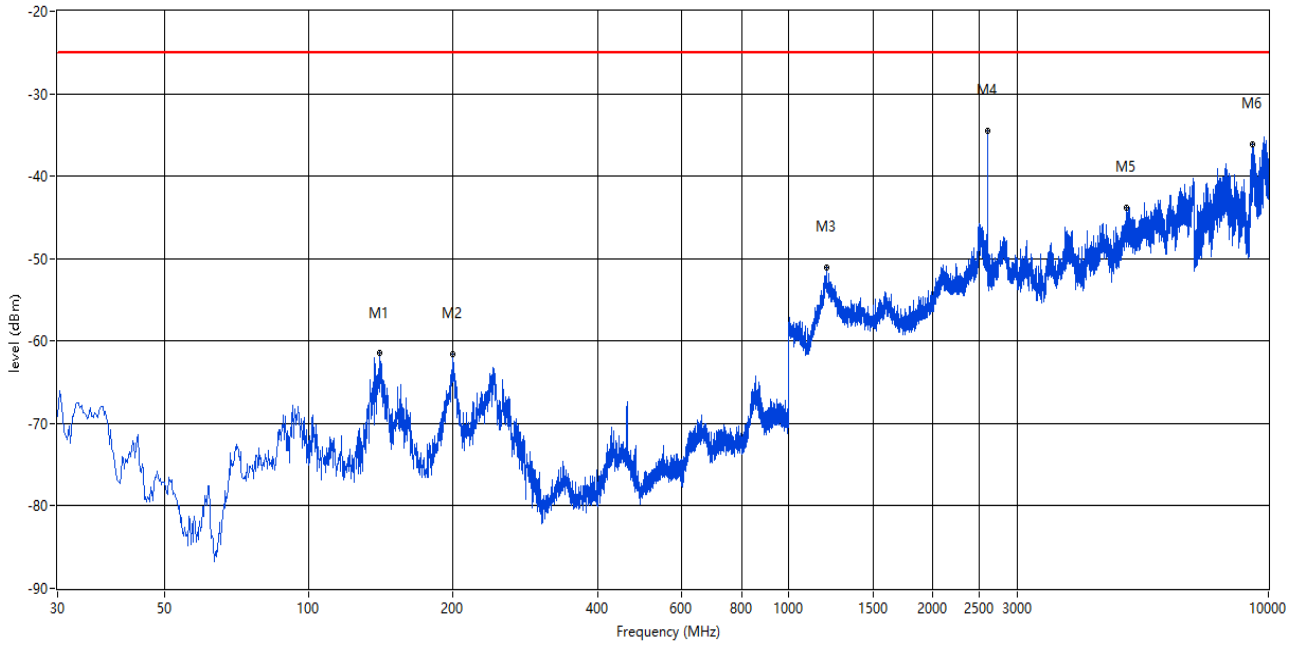
RSE Test case_CE FCC_FCC PART22&24&27_FCC LTE B41 -18G



Frequency (MHz)	Result (dBm)	Factor (dB)	PK Limit (dBm)	Margin (dB)	Table (o)	ANT	EUT	Verdict
11110.222	-48.33	19.31	-25.0	23.33	357.00	Horizontal	Vertical	Pass
11539.115	-47.84	19.43	-25.0	22.84	1.00	Horizontal	Vertical	Pass
12171.457	-47.84	20.35	-25.0	22.84	138.00	Horizontal	Vertical	Pass
14043.739	-38.94	32.68	-25.0	13.94	198.00	Horizontal	Vertical	Pass
14601.850	-42.37	27.69	-25.0	17.37	354.00	Horizontal	Vertical	Pass
16597.851	-40.16	30.16	-25.0	15.16	50.00	Horizontal	Vertical	Pass

RSE-V 20wid 30MHz-10GHz MID

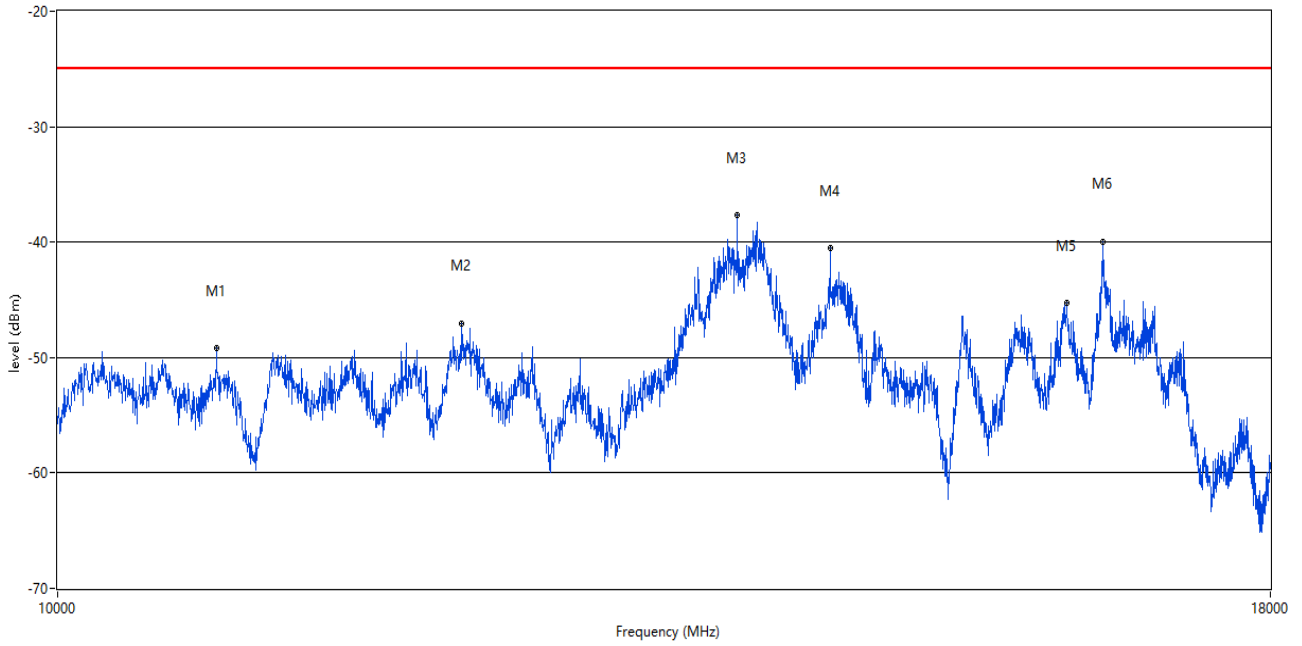
RSE Test case_CE FCC_FCC PART22&24&27_FCC LTE B41



Frequency (MHz)	Result (dBm)	Factor (dB)	PK Limit (dBm)	Margin (dB)	Table (o)	ANT	EUT	Verdict
140.310	-61.37	-16.25	-25.0	36.37	167.00	Vertical	Vertical	Pass
199.223	-61.66	-9.75	-25.0	36.66	31.00	Vertical	Vertical	Pass
1200.950	-51.15	5.90	-25.0	26.15	242.00	Vertical	Vertical	Pass
2605.099	-34.43	8.58	-25.0	9.43	76.00	Vertical	Vertical	N.A
5049.488	-43.81	14.67	-25.0	18.81	69.00	Vertical	Vertical	Pass
9259.935	-36.14	12.20	-25.0	11.14	99.00	Vertical	Vertical	Pass

RSE-V 20wid 10-18GHz MID

RSE Test case_CE FCC_FCC PART22&24&27_FCC LTE B41 -18G



Frequency (MHz)	Result (dBm)	Factor (dB)	PK Limit (dBm)	Margin (dB)	Table (o)	ANT	EUT	Verdict
10799.550	-49.20	19.19	-25.0	24.20	49.00	Vertical	Vertical	Pass
12163.209	-47.11	20.24	-25.0	22.11	239.00	Vertical	Vertical	Pass
13903.524	-37.70	30.19	-25.0	12.70	94.00	Vertical	Vertical	Pass
14541.365	-40.54	27.48	-25.0	15.54	230.00	Vertical	Vertical	Pass
16309.173	-45.24	26.76	-25.0	20.24	130.00	Vertical	Vertical	Pass
16592.352	-39.95	29.64	-25.0	14.95	201.00	Vertical	Vertical	Pass