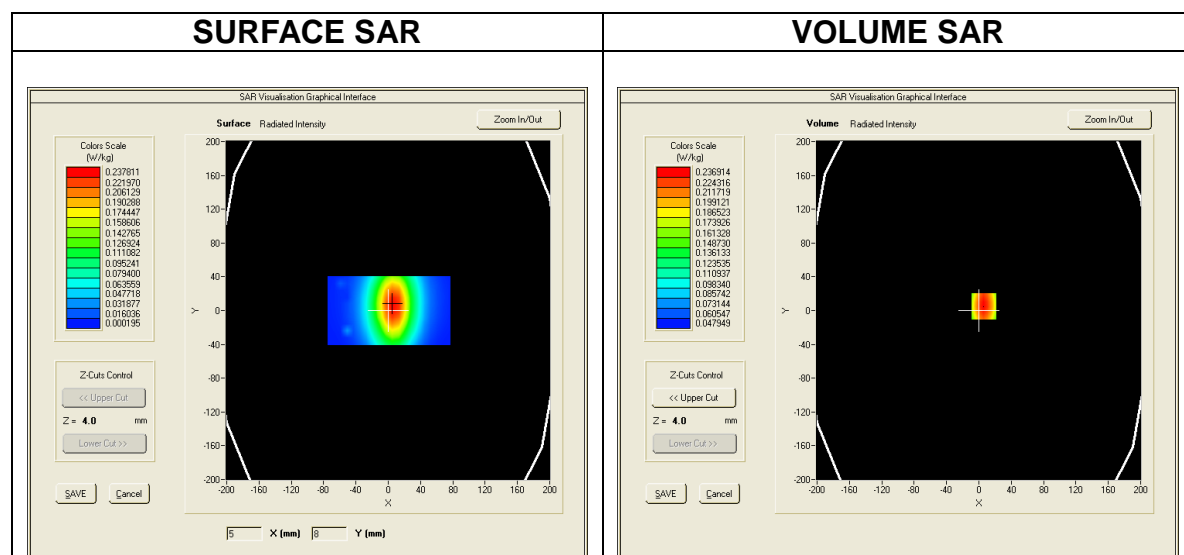


MEASUREMENT 11
Date of measurement: 2016/07/05

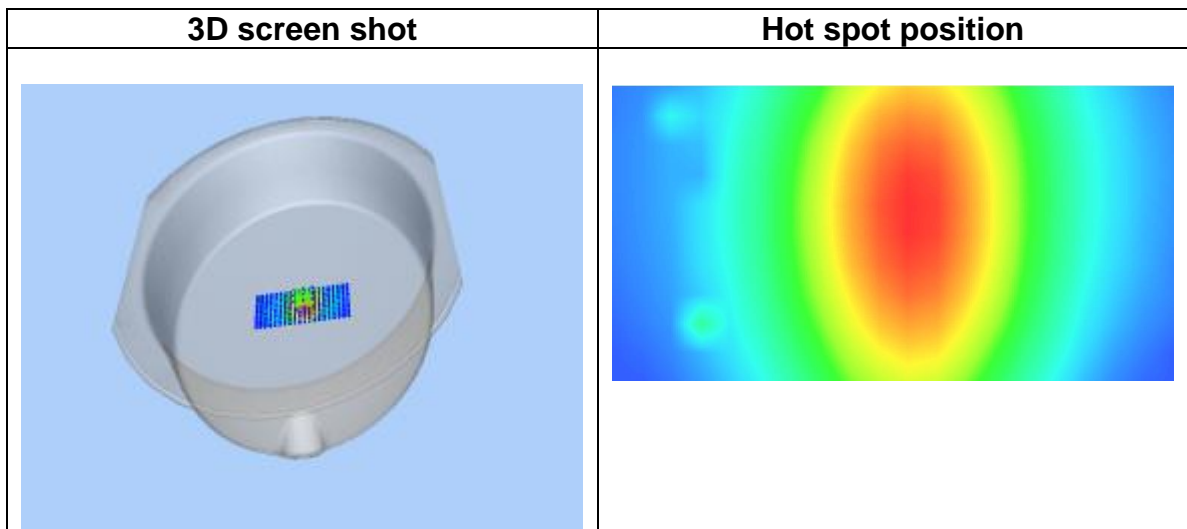
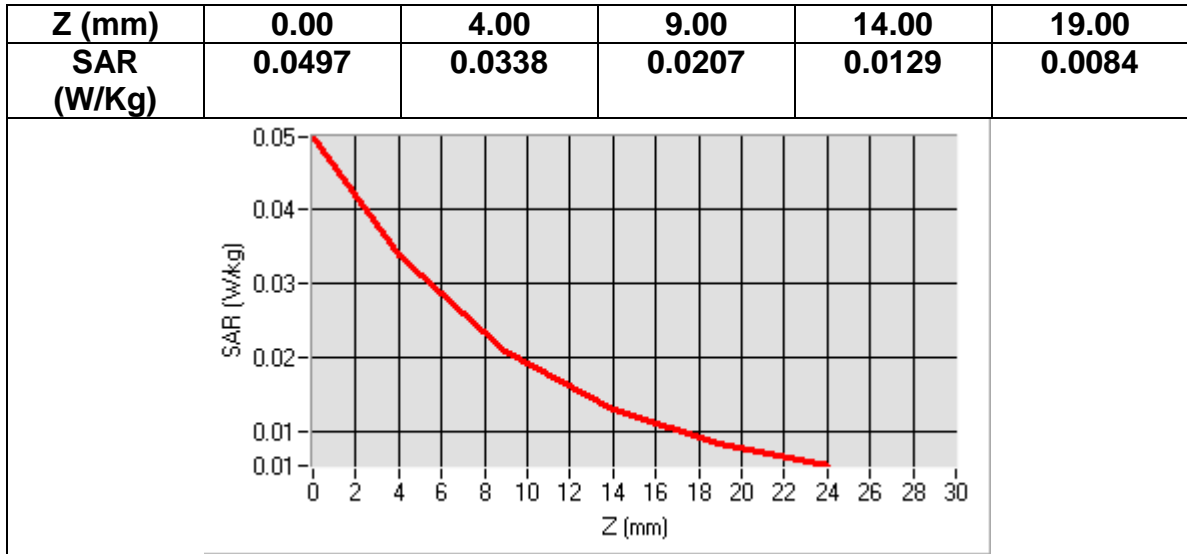
Area Scan	<u>dx=8mm dy=8mmh= 5.00 mm</u>
Zoom Scan	<u>7x7x7,dx=5mm dy=5mm dz=5mm, dx=8mm dy=8mm, h= 5.00 mm</u>
Phantom	<u>ELL16</u>
Device Position	<u>Bottom</u>
Band	<u>Band5 WCDMA850+RMC</u>
Channels	<u>Middle</u>
Signal	<u>WCDMA (Crest factor: 1.0)</u>

Frequency (MHz)	836.400024
Relative permittivity (real part)	55.195690
Relative permittivity (imaginary part)	20.911938
Conductivity (S/m)	0.971708
Variation (%)	-0.080000



Maximum location: X=-2.00, Y=14.00
SAR Peak: 0.05 W/kg

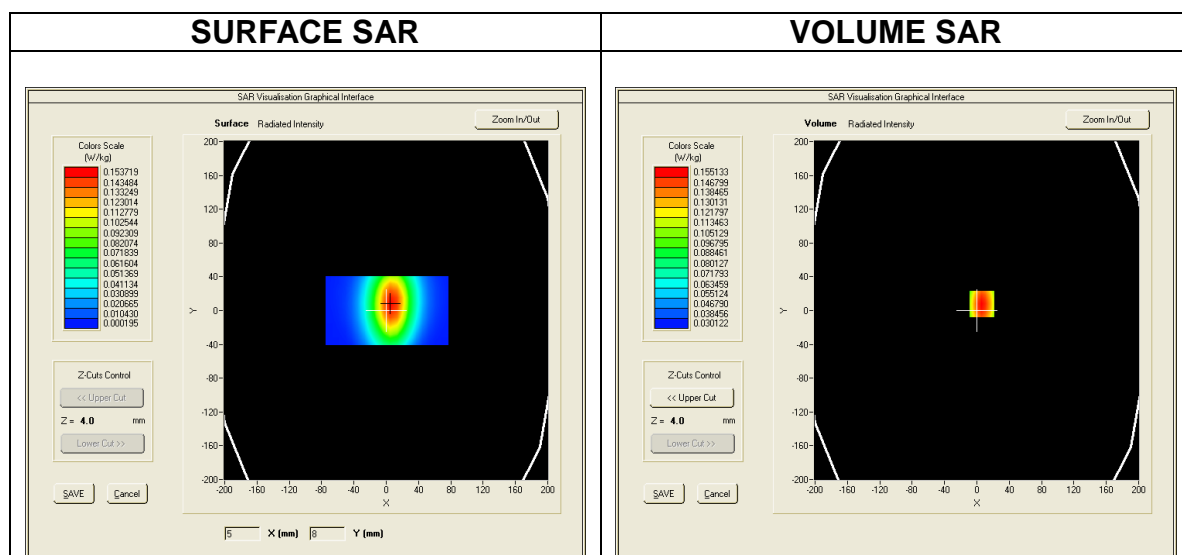
SAR 10g (W/Kg)	0.021042
SAR 1g (W/Kg)	0.034209



MEASUREMENT 12
Date of measurement: 2016/07/05

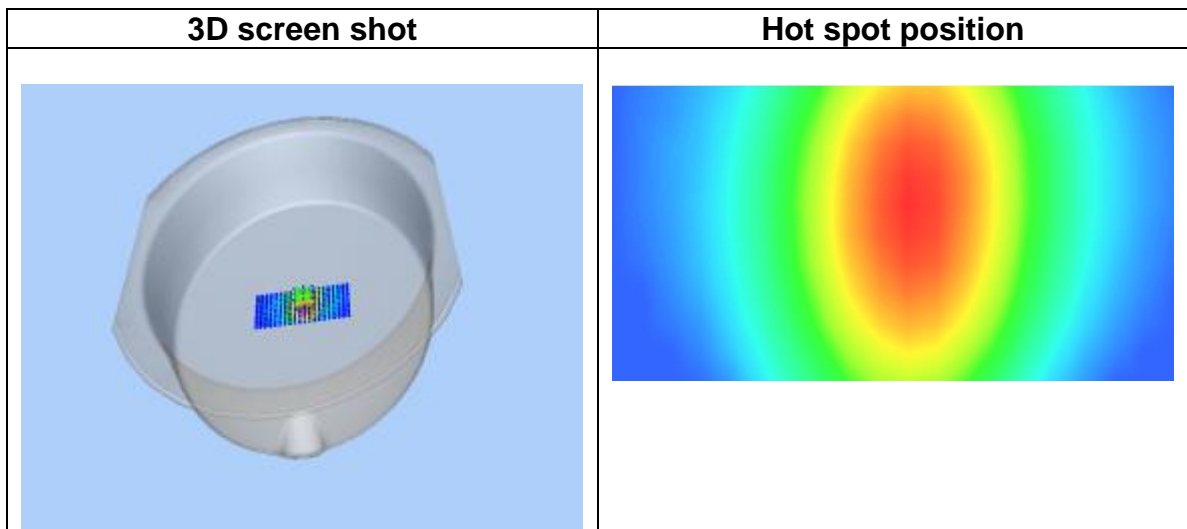
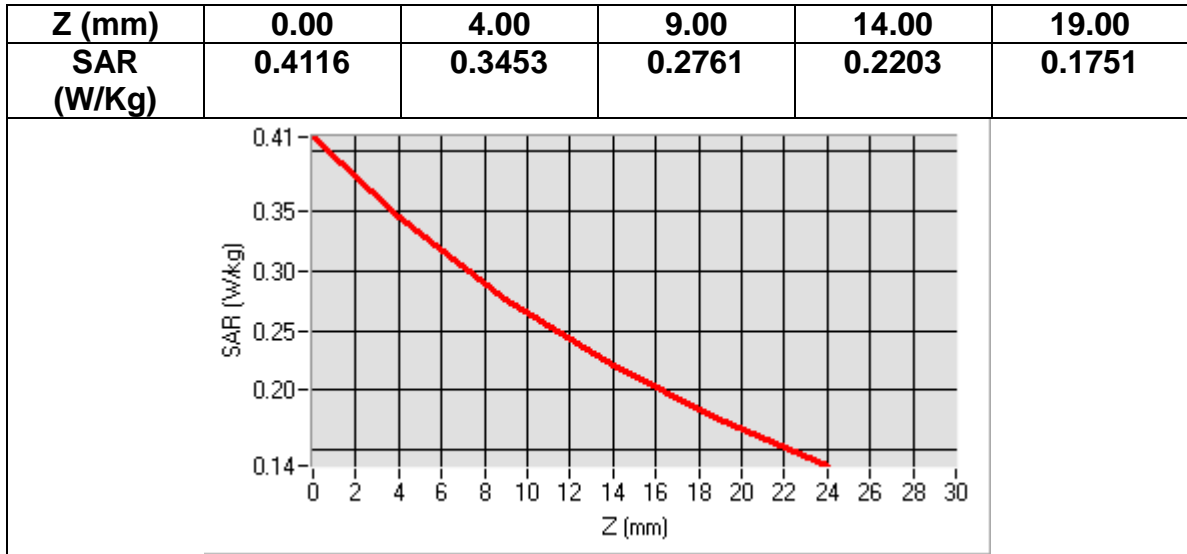
Area Scan	<u>dx=8mm dy=8mmh= 5.00 mm</u>
Zoom Scan	<u>7x7x7,dx=5mm dy=5mm dz=5mm, dx=8mm dy=8mm, h= 5.00 mm</u>
Phantom	<u>ELL16</u>
Device Position	<u>Front</u>
Band	<u>Band5 WCDMA850+RMC</u>
Channels	<u>Middle</u>
Signal	<u>WCDMA (Crest factor: 1.0)</u>

Frequency (MHz)	836.400024
Relative permittivity (real part)	55.195690
Relative permittivity (imaginary part)	20.911938
Conductivity (S/m)	0.971708
Variation (%)	-0.070000



Maximum location: X=37.00, Y=-15.00
SAR Peak: 0.44 W/kg

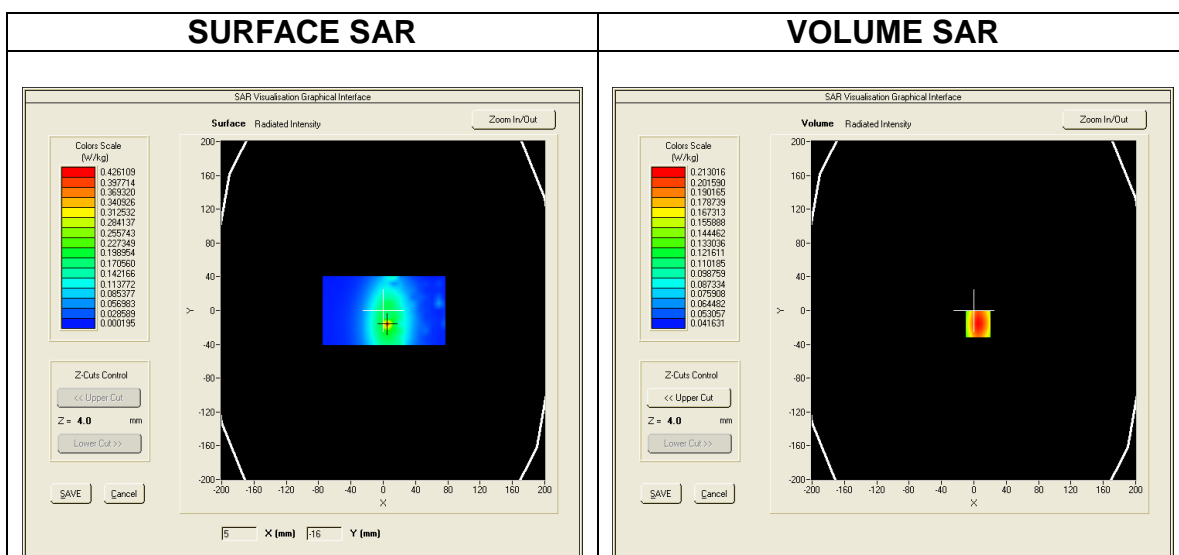
SAR 10g (W/Kg)	0.276949
SAR 1g (W/Kg)	0.360279



MEASUREMENT 13
Date of measurement: 2016/07/05

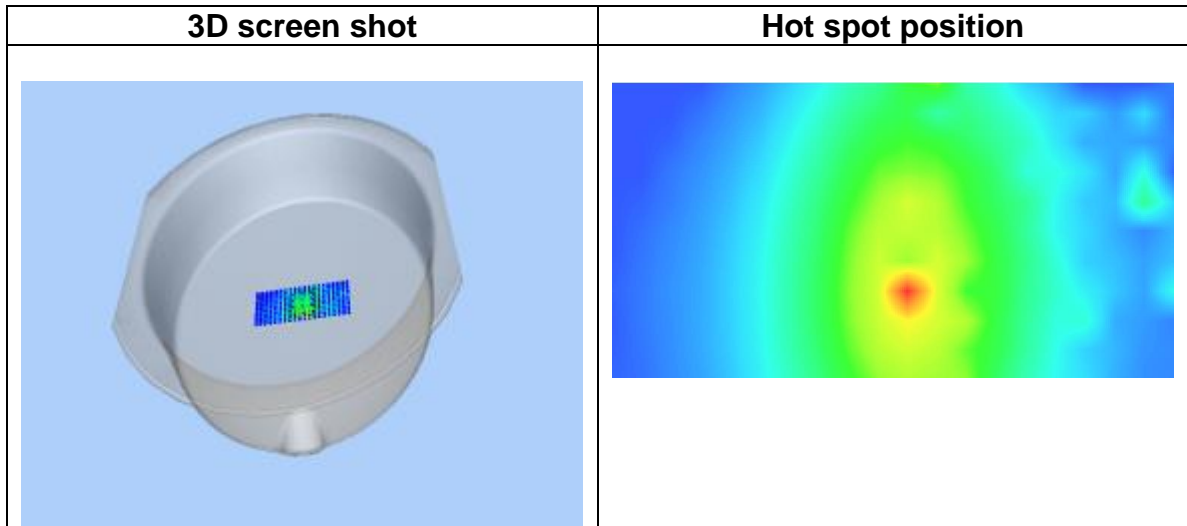
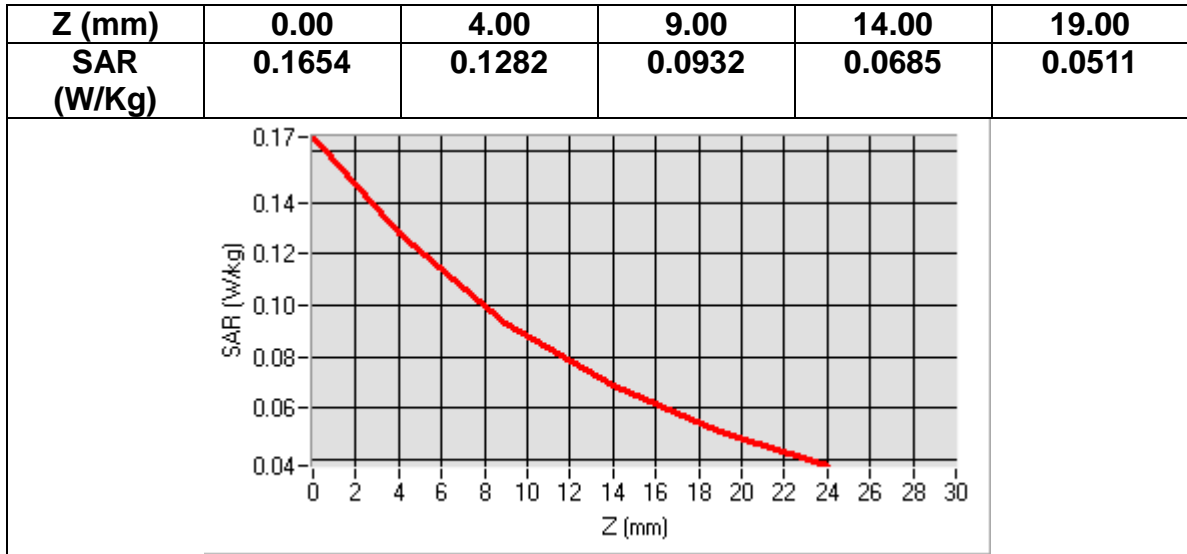
Area Scan	<u>dx=8mm dy=8mmh= 5.00 mm</u>
Zoom Scan	<u>7x7x7,dx=5mm dy=5mm dz=5mm, dx=8mm dy=8mm, h= 5.00 mm</u>
Phantom	<u>ELLI16</u>
Device Position	<u>Left</u>
Band	<u>Band5 WCDMA850+RMC</u>
Channels	<u>Middle</u>
Signal	<u>WCDMA (Crest factor: 1.0)</u>

Frequency (MHz)	836.400024
Relative permittivity (real part)	55.195690
Relative permittivity (imaginary part)	20.911938
Conductivity (S/m)	0.971708
Variation (%)	0.600000



Maximum location: X=-2.00, Y=-22.00
SAR Peak: 0.18 W/kg

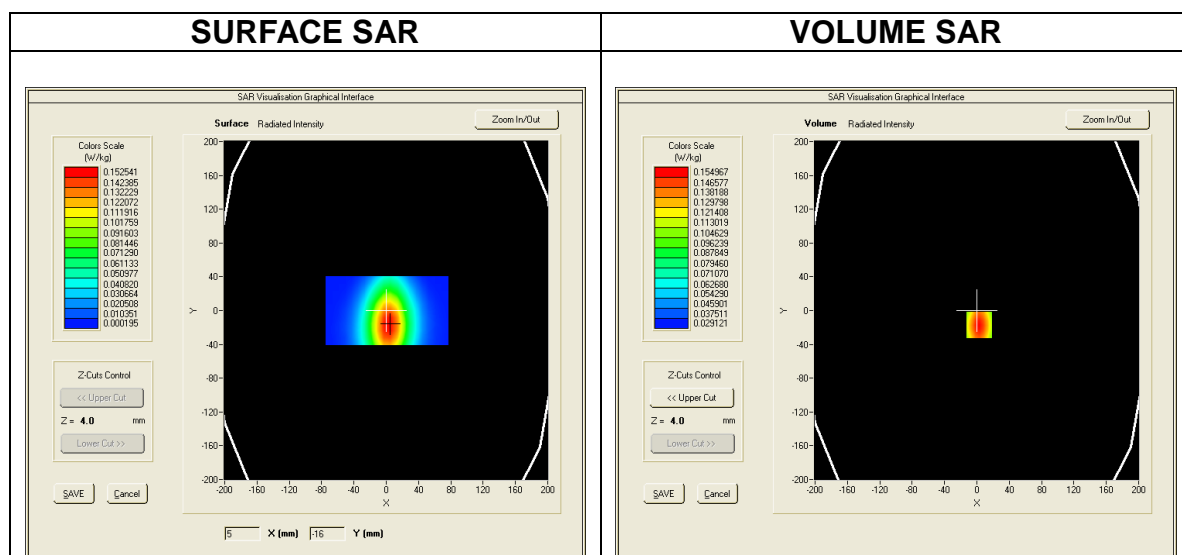
SAR 10g (W/Kg)	0.092577
SAR 1g (W/Kg)	0.131777



MEASUREMENT 14
Date of measurement: 2016/07/05

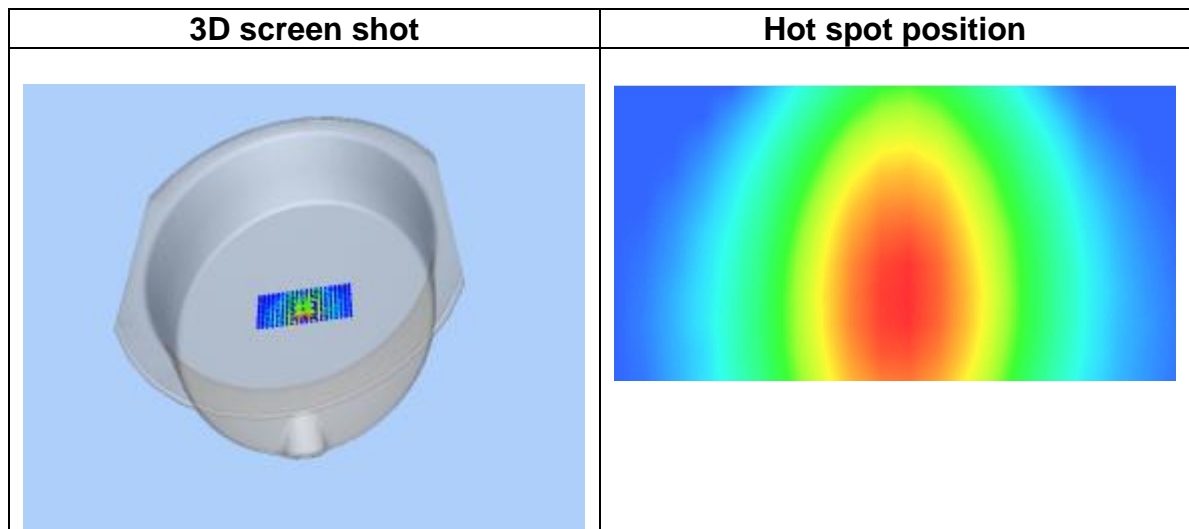
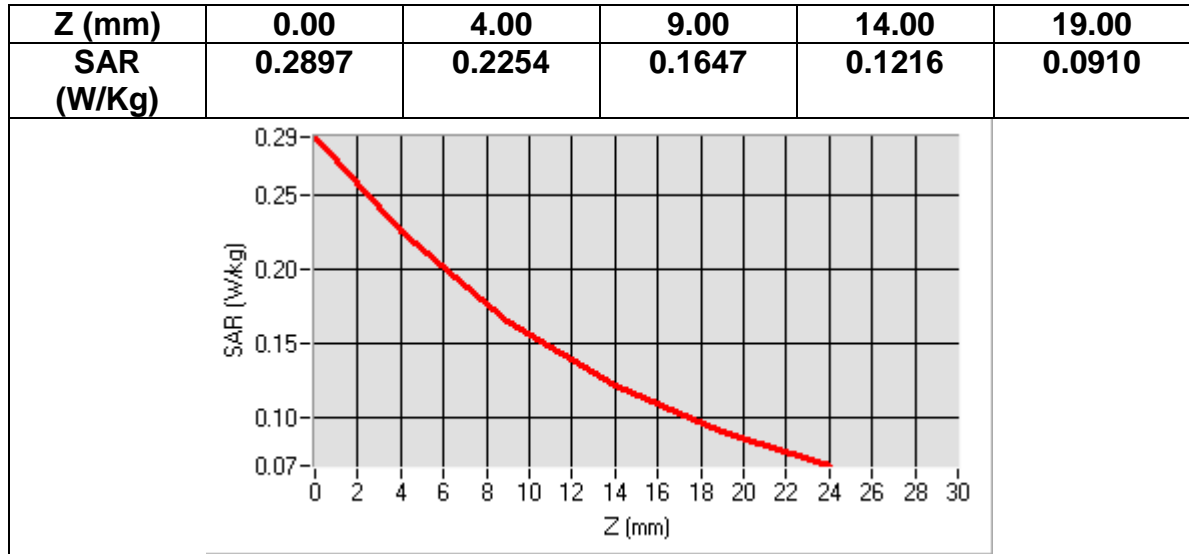
Area Scan	<u>dx=8mm dy=8mmh= 5.00 mm</u>
Zoom Scan	<u>7x7x7,dx=5mm dy=5mm dz=5mm, dx=8mm dy=8mm, h= 5.00 mm</u>
Phantom	<u>ELL16</u>
Device Position	<u>Right</u>
Band	<u>Band5 WCDMA850+RMC</u>
Channels	<u>Middle</u>
Signal	<u>WCDMA (Crest factor: 1.0)</u>

Frequency (MHz)	836.400024
Relative permittivity (real part)	55.195690
Relative permittivity (imaginary part)	20.911938
Conductivity (S/m)	0.971708
Variation (%)	0.270000



Maximum location: X=-1.00, Y=-17.00
SAR Peak: 0.31 W/kg

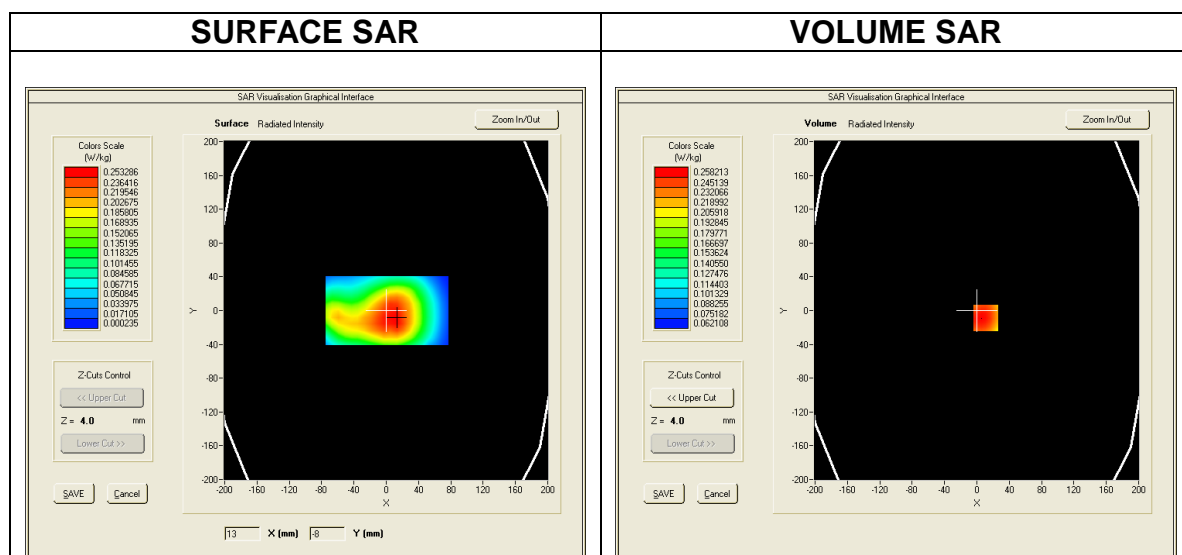
SAR 10g (W/Kg)	0.163243
SAR 1g (W/Kg)	0.231778



MEASUREMENT 15
Date of measurement: 2016/07/05

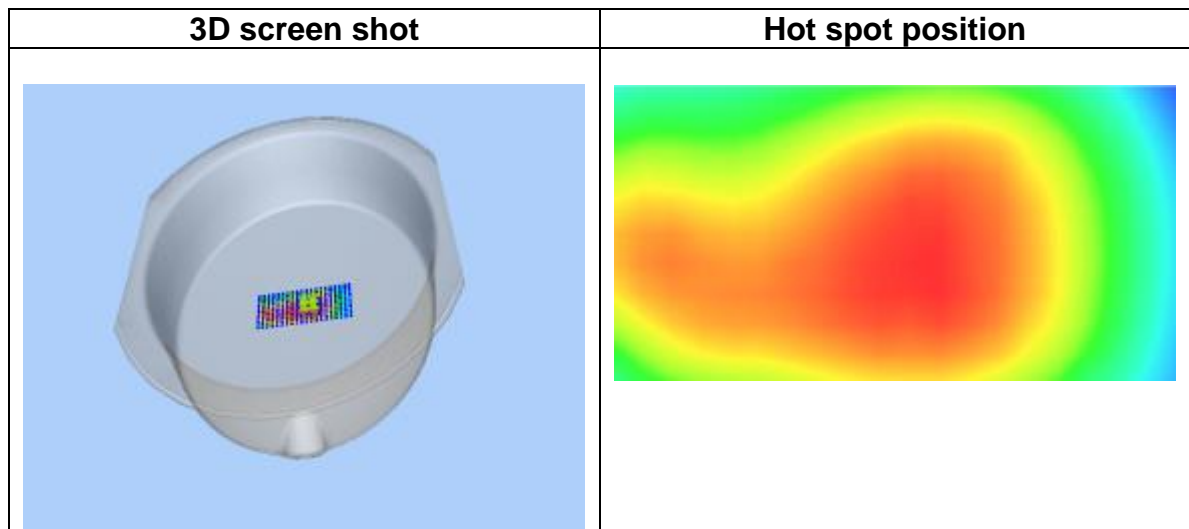
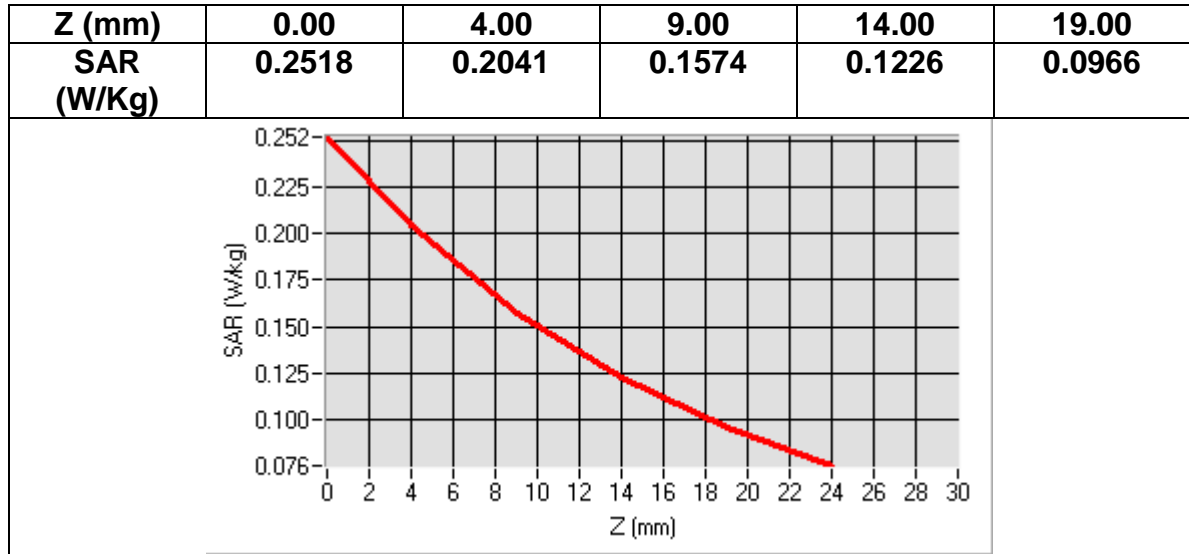
Area Scan	<u>dx=8mm dy=8mmh= 5.00 mm</u>
Zoom Scan	<u>7x7x7,dx=5mm dy=5mm dz=5mm, dx=8mm dy=8mm, h= 5.00 mm</u>
Phantom	<u>ELLI16</u>
Device Position	<u>Back</u>
Band	<u>Band5 WCDMA850+HSPA</u>
Channels	<u>Middle</u>
Signal	<u>WCDMA (Crest factor: 1.0)</u>

Frequency (MHz)	836.400024
Relative permittivity (real part)	55.195690
Relative permittivity (imaginary part)	20.911938
Conductivity (S/m)	0.971708
Variation (%)	-1.060000



Maximum location: X=-17.00, Y=-14.00
SAR Peak: 0.27 W/kg

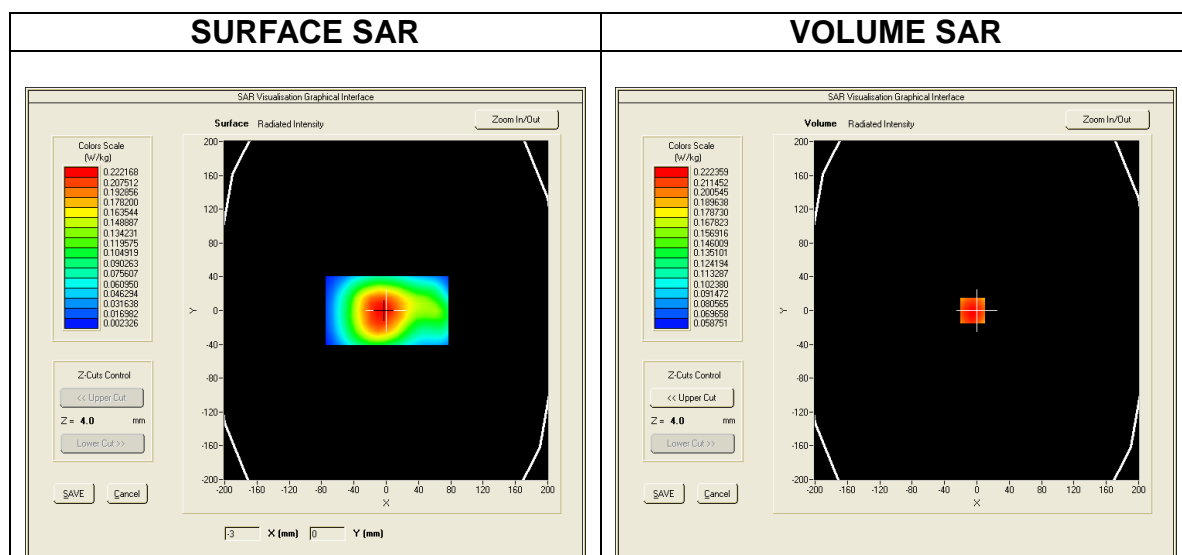
SAR 10g (W/Kg)	0.159439
SAR 1g (W/Kg)	0.212669



MEASUREMENT 16
Date of measurement: 2016/07/05

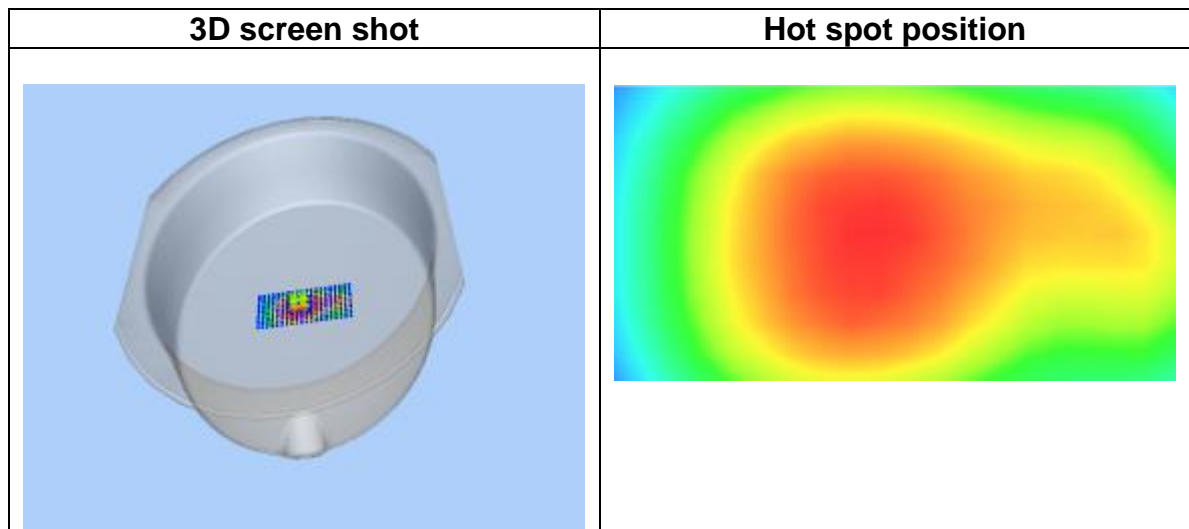
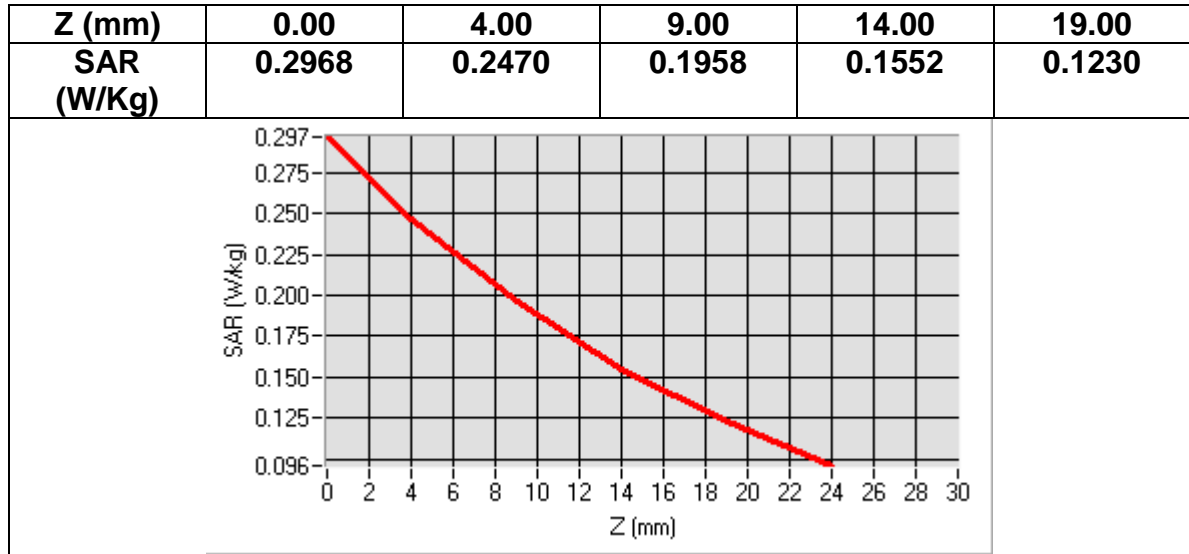
Area Scan	<u>dx=8mm dy=8mmh= 5.00 mm</u>
Zoom Scan	<u>7x7x7,dx=5mm dy=5mm dz=5mm, dx=8mm dy=8mm, h= 5.00 mm</u>
Phantom	<u>ELLI16</u>
Device Position	<u>Front</u>
Band	<u>Band5 WCDMA850+HSPA</u>
Channels	<u>Middle</u>
Signal	<u>WCDMA (Crest factor: 1.0)</u>

Frequency (MHz)	836.400024
Relative permittivity (real part)	55.195690
Relative permittivity (imaginary part)	20.911938
Conductivity (S/m)	0.971708
Variation (%)	0.670000



Maximum location: X=37.00, Y=-15.00
SAR Peak: 0.32 W/kg

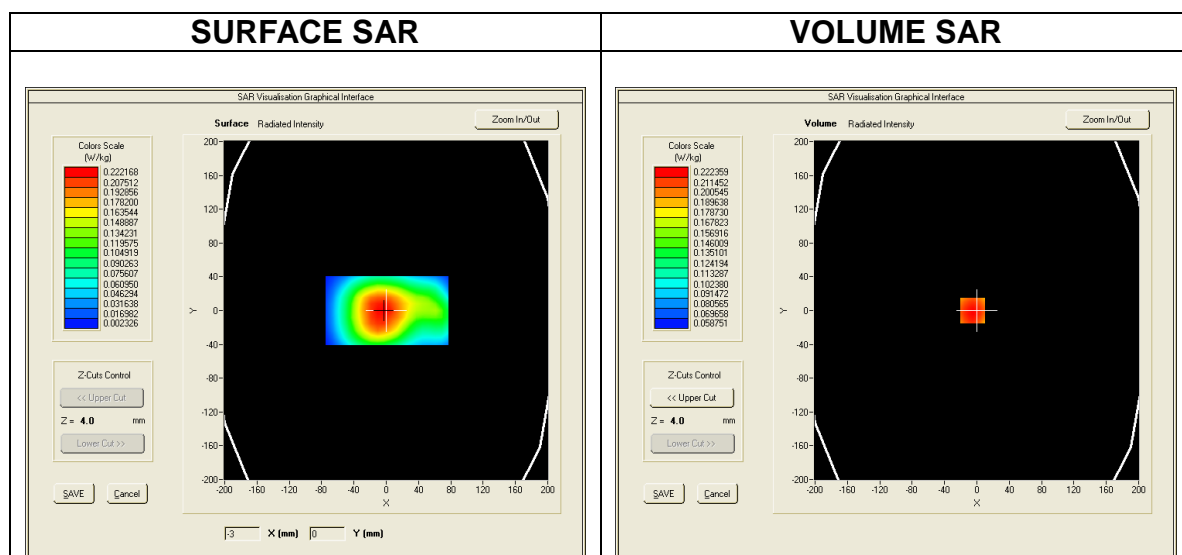
SAR 10g (W/Kg)	0.196575
SAR 1g (W/Kg)	0.257316



MEASUREMENT 17
Date of measurement: 2016/07/05

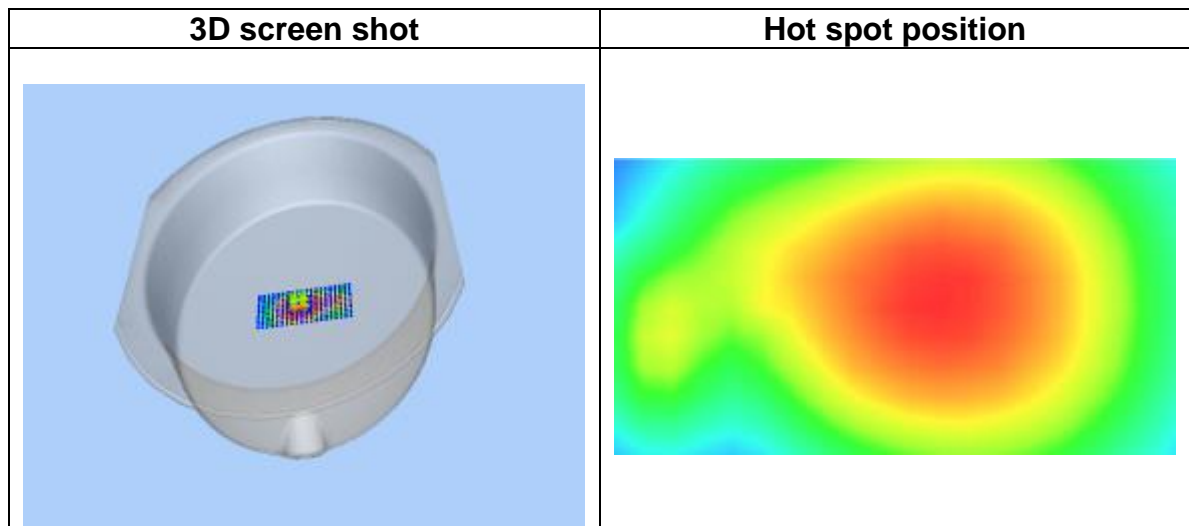
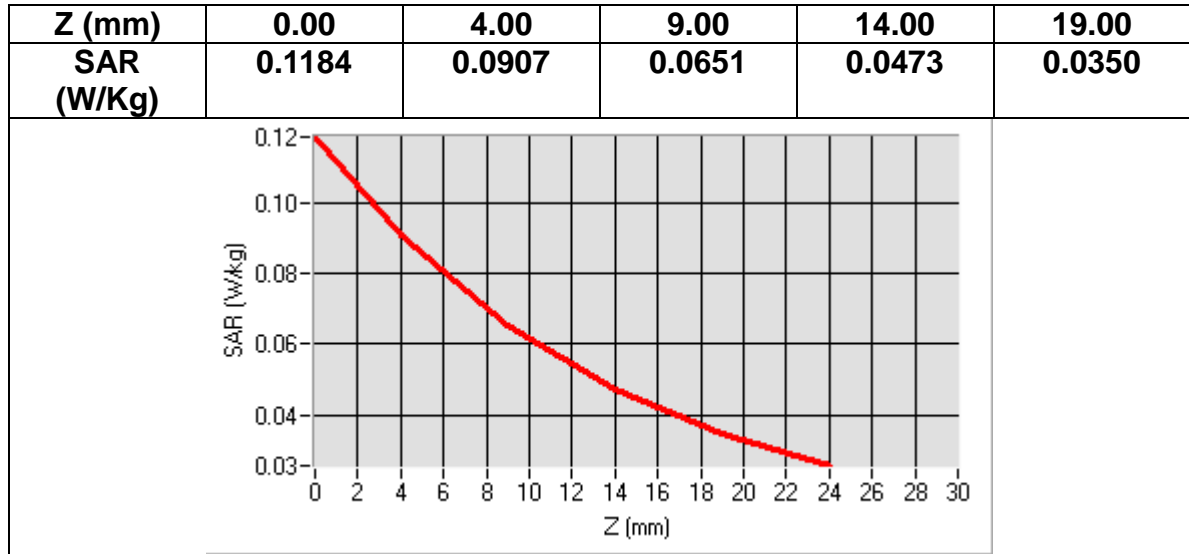
Area Scan	<u>dx=8mm dy=8mmh= 5.00 mm</u>
Zoom Scan	<u>7x7x7,dx=5mm dy=5mm dz=5mm, dx=8mm dy=8mm, h= 5.00 mm</u>
Phantom	<u>ELLI16</u>
Device Position	<u>Left</u>
Band	<u>Band5 WCDMA850+HSPA</u>
Channels	<u>Middle</u>
Signal	<u>WCDMA (Crest factor: 1.0)</u>

Frequency (MHz)	836.400024
Relative permittivity (real part)	55.195690
Relative permittivity (imaginary part)	20.911938
Conductivity (S/m)	0.971708
Variation (%)	4.770000



Maximum location: X=-3.00, Y=-24.00
SAR Peak: 0.13 W/kg

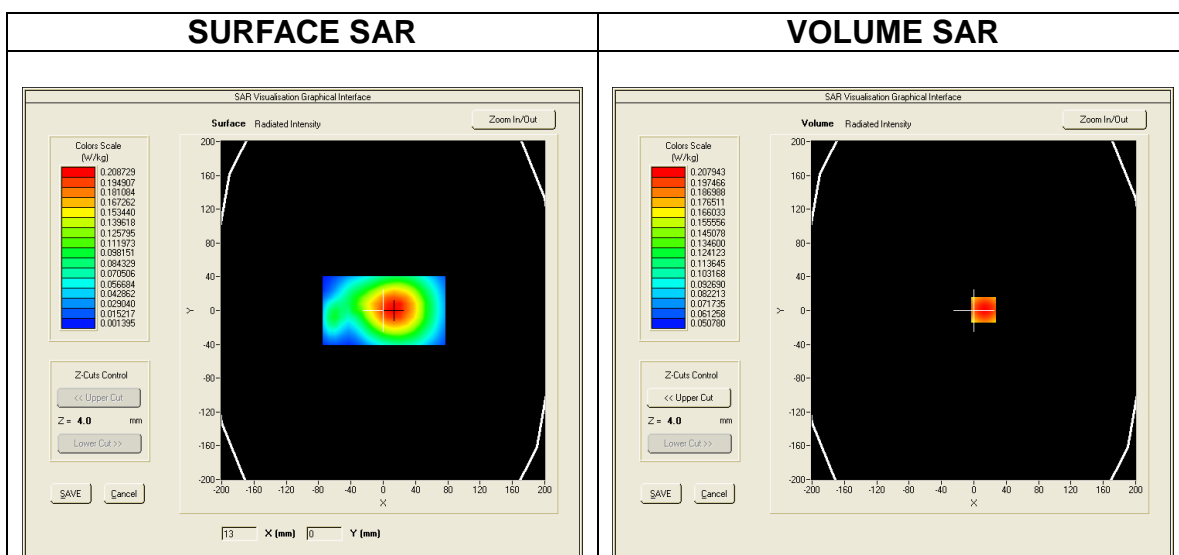
SAR 10g (W/Kg)	0.064939
SAR 1g (W/Kg)	0.093390



MEASUREMENT 18
Date of measurement: 2016/07/05

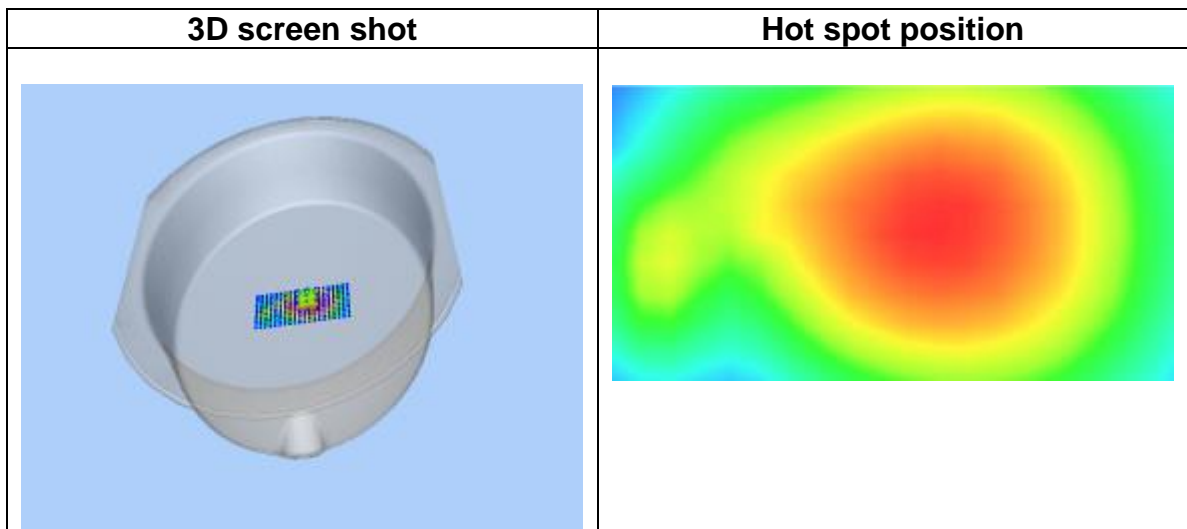
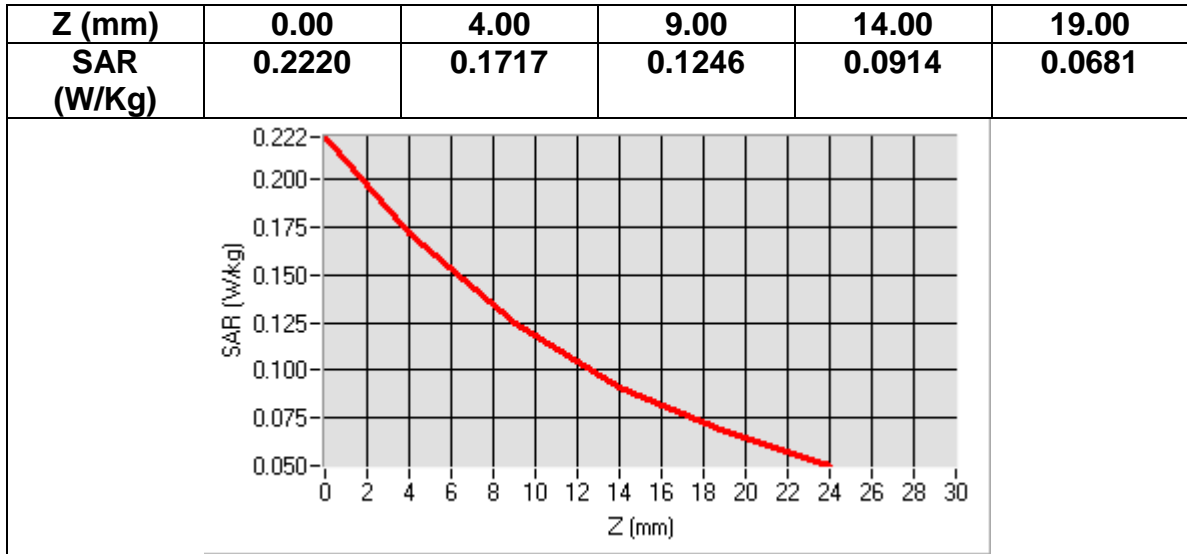
Area Scan	<u>dx=8mm dy=8mm h= 5.00 mm</u>
Zoom Scan	<u>7x7x7,dx=5mm dy=5mm dz=5mm, dx=8mm dy=8mm, h= 5.00 mm</u>
Phantom	<u>ELLI16</u>
Device Position	<u>Right</u>
Band	<u>Band5 WCDMA850+HSPA</u>
Channels	<u>Middle</u>
Signal	<u>WCDMA (Crest factor: 1.0)</u>

Frequency (MHz)	836.400024
Relative permittivity (real part)	55.195690
Relative permittivity (imaginary part)	20.911938
Conductivity (S/m)	0.971708
Variation (%)	1.870000



Maximum location: X=5.00, Y=-15.00
SAR Peak: 0.24 W/kg

SAR 10g (W/Kg)	0.123834
SAR 1g (W/Kg)	0.176742

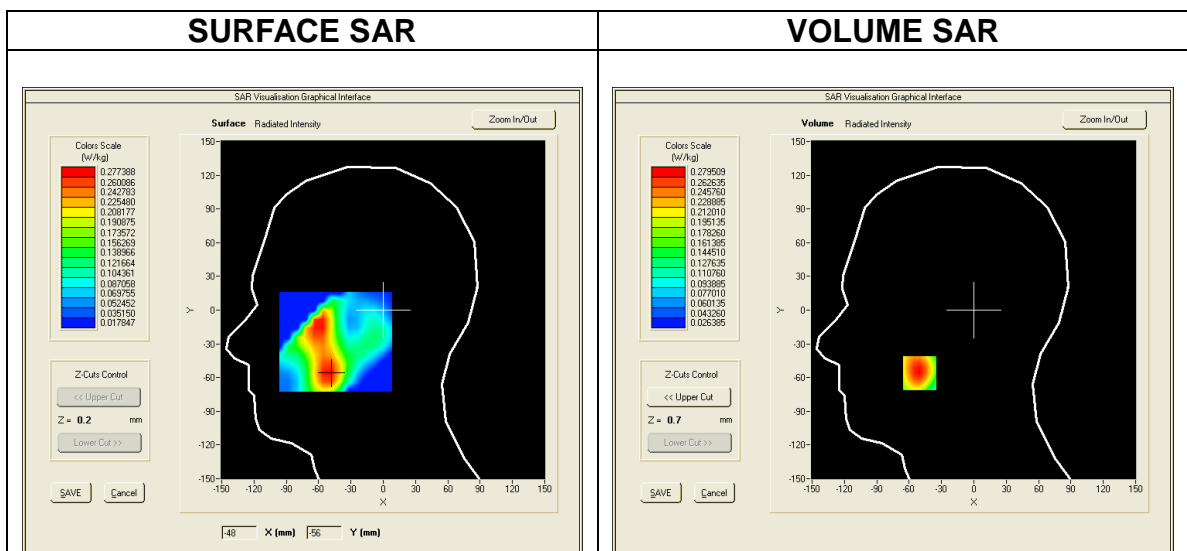


LTE BAND4

MEASUREMENT 1 Date of measurement: 2016/07/02

Area Scan	<u>sam_direct_droit2_surf8mm.txt, h= 5.00 mm</u>
Zoom Scan	<u>7x7x7,dx=5mm dy=5mm dz=5mm, sam_direct_droit2_surf8mm.txt, h= 5.00 mm</u>
Phantom	<u>Right head</u>
Device Position	<u>Cheek</u>
Band	<u>CUSTOM (LTE-BAND4)</u>
Channels	<u>Middle</u>
Signal	<u>Duty Cycle: 1.00 (Crest factor: 1.0)</u>

Frequency (MHz)	1732.500000
Relative permittivity (real part)	40.096428
Relative permittivity (imaginary part)	14.173571
Conductivity (S/m)	1.364206
Variation (%)	-1.630000

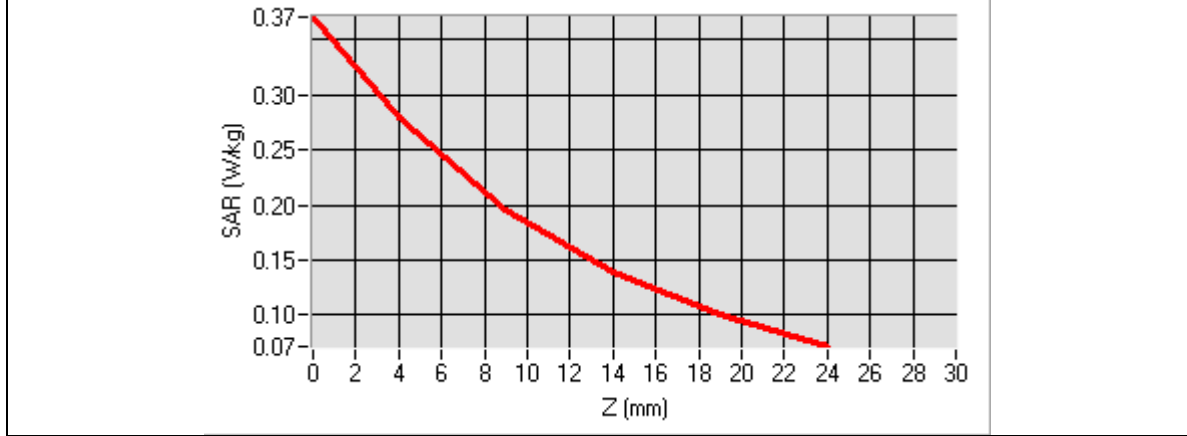


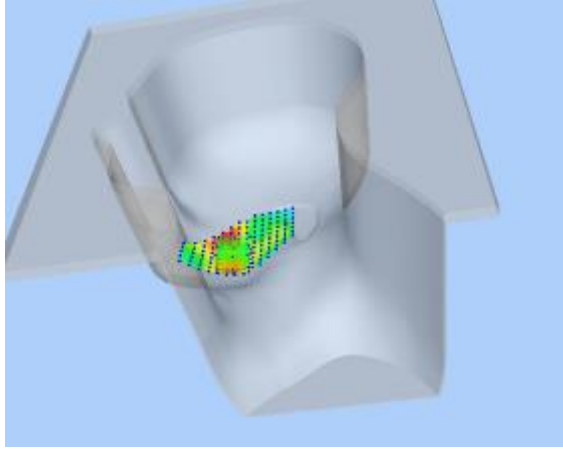
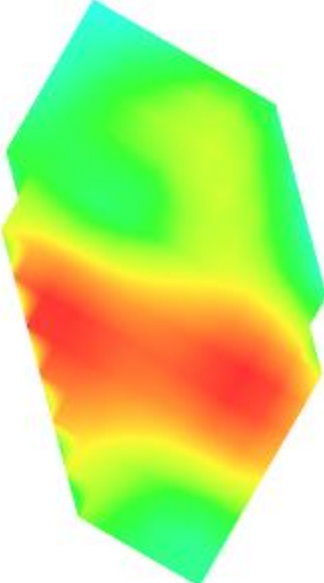
Maximum location: X=-50.00, Y=-56.00
SAR Peak: 0.37 W/kg

SAR 10g (W/Kg)	0.175301
-----------------------	----------

SAR 1g (W/Kg)	0.264692
----------------------	----------

Z (mm)	0.00	4.00	9.00	14.00	19.00
SAR (W/Kg)	0.3709	0.2795	0.1960	0.1390	0.1004

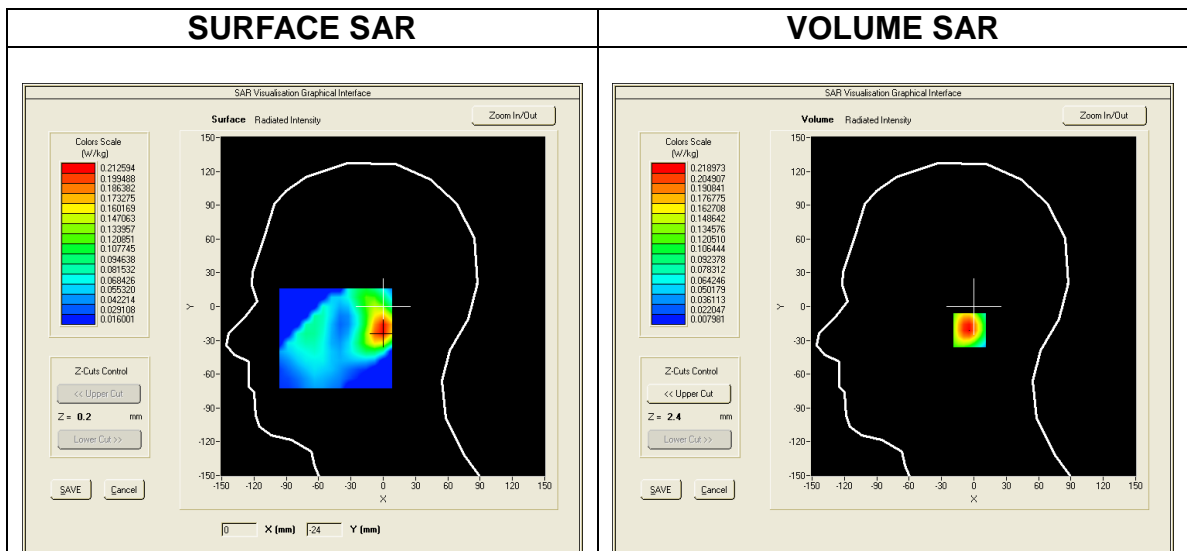


3D screen shot	Hot spot position
	

MEASUREMENT 2
 Date of measurement: 2016/07/02

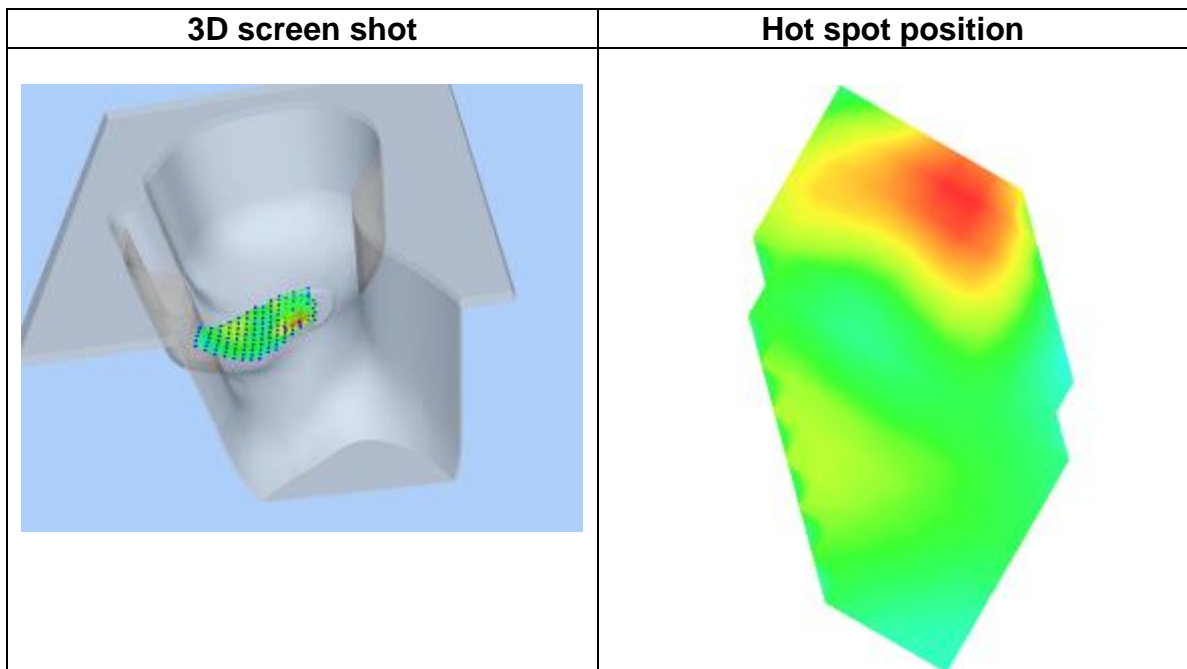
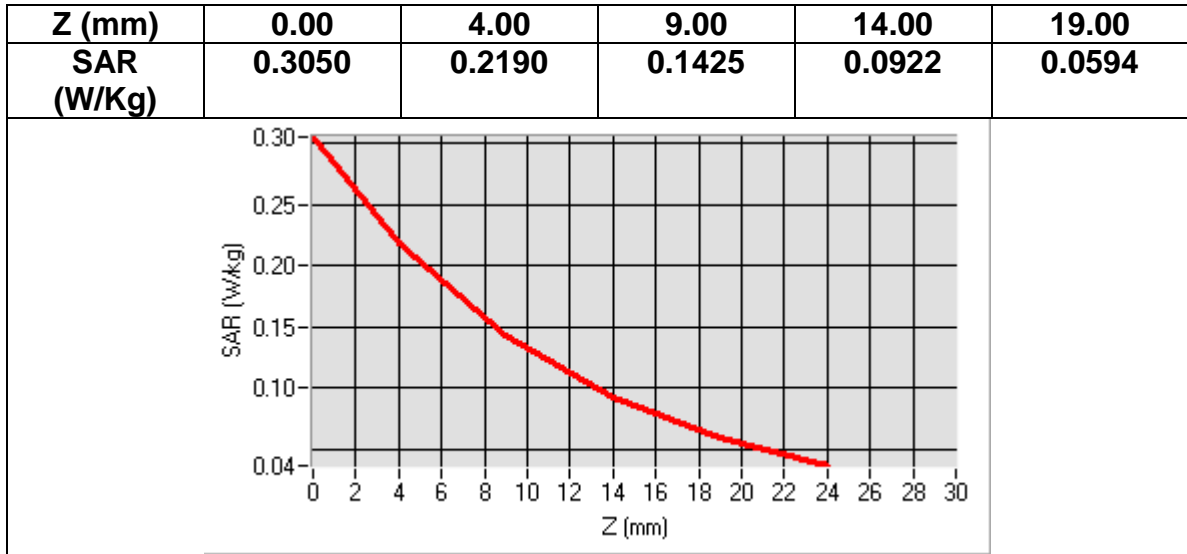
Area Scan	<u>sam_direct_droit2_surf8mm.txt, h= 5.00 mm</u>
Zoom Scan	<u>7x7x7,dx=5mm dy=5mm dz=5mm, sam_direct_droit2_surf8mm.txt, h= 5.00 mm</u>
Phantom	<u>Right head</u>
Device Position	<u>Tilt</u>
Band	<u>CUSTOM (LTE-BAND4)</u>
Channels	<u>Middle</u>
Signal	<u>Duty Cycle: 1.00 (Crest factor: 1.0)</u>

Frequency (MHz)	1732.500000
Relative permittivity (real part)	40.096428
Relative permittivity (imaginary part)	14.173571
Conductivity (S/m)	1.364206
Variation (%)	-0.610000



Maximum location: X=0.00, Y=-21.00
SAR Peak: 0.31 W/kg

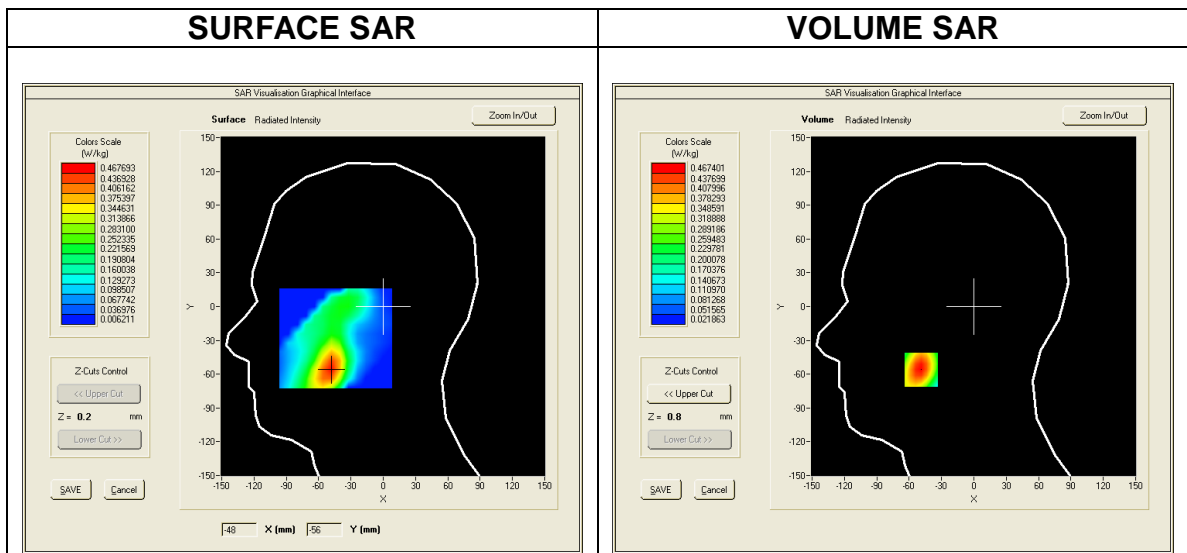
SAR 10g (W/Kg)	0.121374
SAR 1g (W/Kg)	0.204311



MEASUREMENT 3
 Date of measurement: 2016/07/02

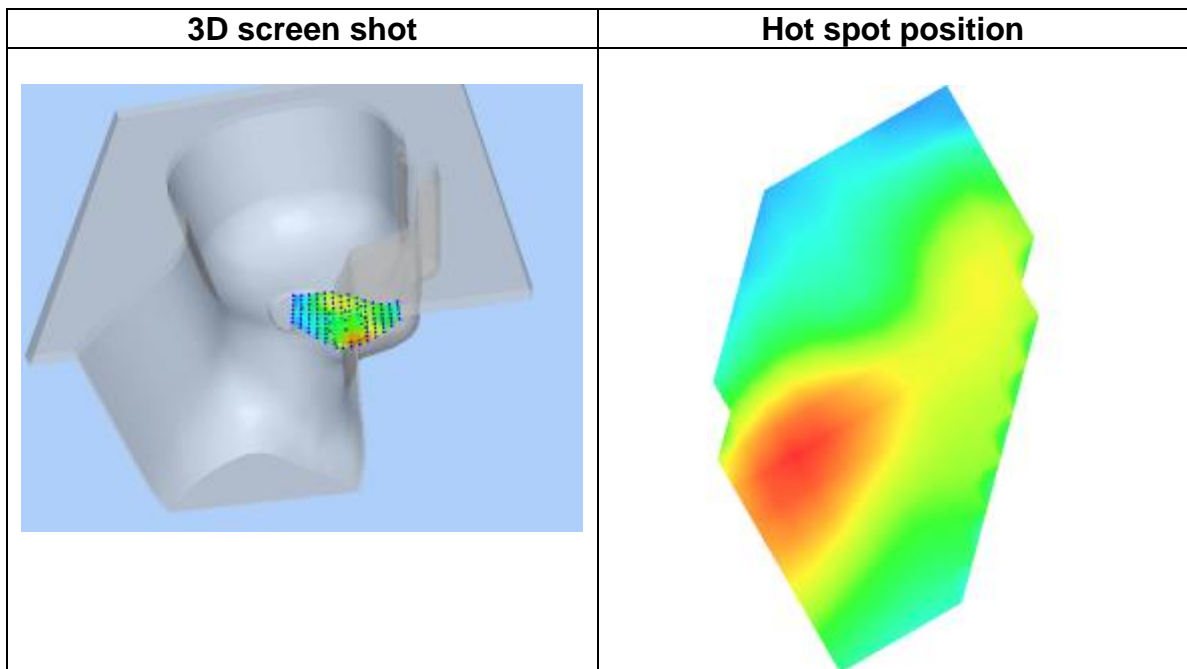
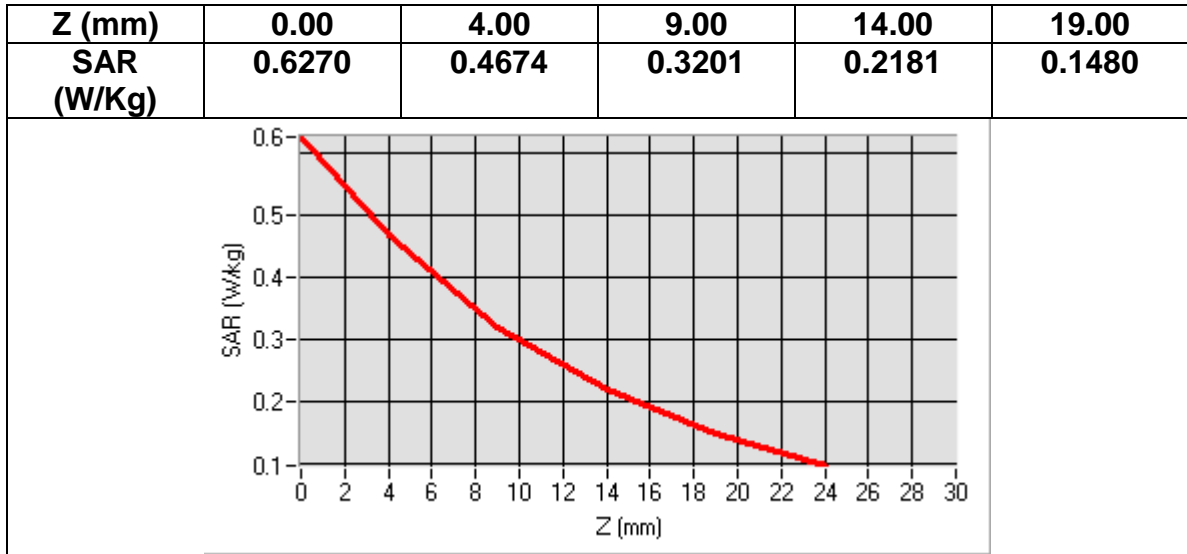
Area Scan	<u>sam_direct_droit2_surf8mm.txt, h= 5.00 mm</u>
Zoom Scan	<u>7x7x7,dx=5mm dy=5mm dz=5mm, sam_direct_droit2_surf8mm.txt, h= 5.00 mm</u>
Phantom	<u>Left head</u>
Device Position	<u>Cheek</u>
Band	<u>CUSTOM (LTE-BAND4)</u>
Channels	<u>Middle</u>
Signal	<u>Duty Cycle: 1.00 (Crest factor: 1.0)</u>

Frequency (MHz)	1732.500000
Relative permittivity (real part)	40.096428
Relative permittivity (imaginary part)	14.173571
Conductivity (S/m)	1.364206
Variation (%)	-0.890000



Maximum location: X=-49.00, Y=-56.00
SAR Peak: 0.63 W/kg

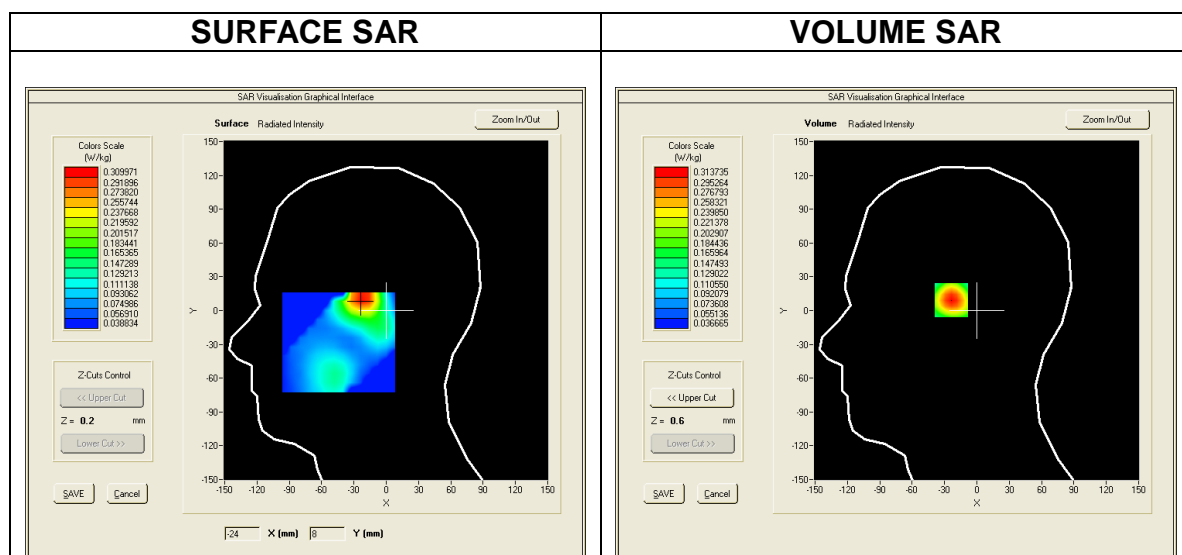
SAR 10g (W/Kg)	0.275376
SAR 1g (W/Kg)	0.437653



MEASUREMENT 4
 Date of measurement: 2016/07/02

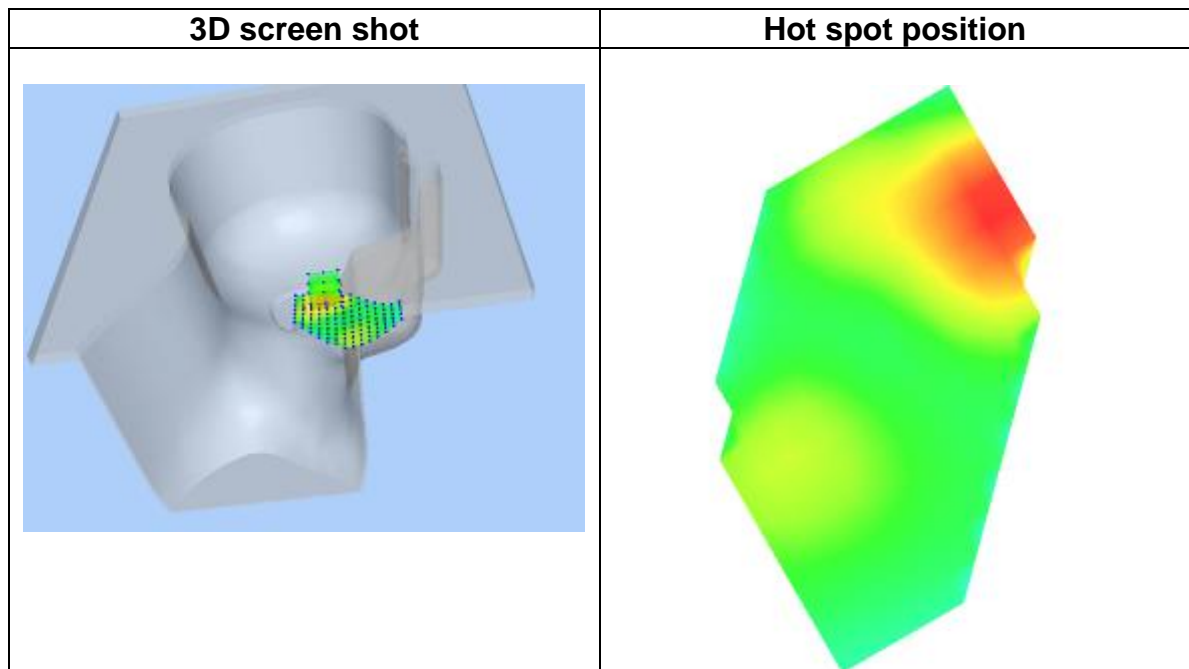
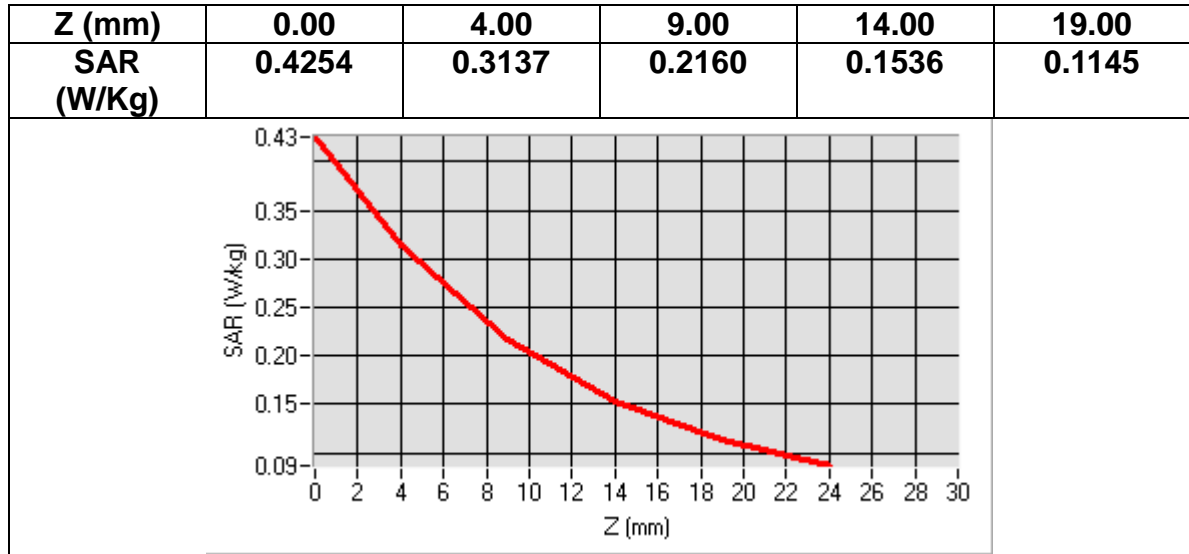
Area Scan	<u>sam_direct_droit2_surf8mm.txt, h= 5.00 mm</u>
Zoom Scan	<u>7x7x7,dx=5mm dy=5mm dz=5mm, sam_direct_droit2_surf8mm.txt, h= 5.00 mm</u>
Phantom	<u>Left head</u>
Device Position	<u>Tilt</u>
Band	<u>CUSTOM (LTE-BAND4)</u>
Channels	<u>Middle</u>
Signal	<u>Duty Cycle: 1.00 (Crest factor: 1.0)</u>

Frequency (MHz)	1732.500000
Relative permittivity (real part)	40.096428
Relative permittivity (imaginary part)	14.173571
Conductivity (S/m)	1.364206
Variation (%)	-0.700000



Maximum location: X=-23.00, Y=10.00
SAR Peak: 0.43 W/kg

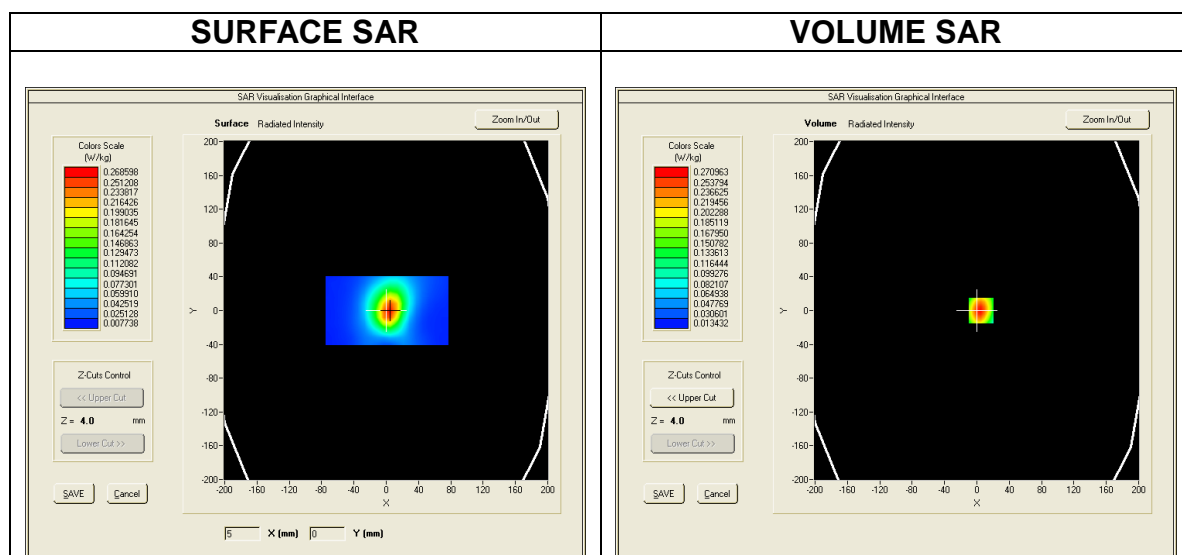
SAR 10g (W/Kg)	0.188641
SAR 1g (W/Kg)	0.293103



MEASUREMENT 5
Date of measurement: 2016/07/08

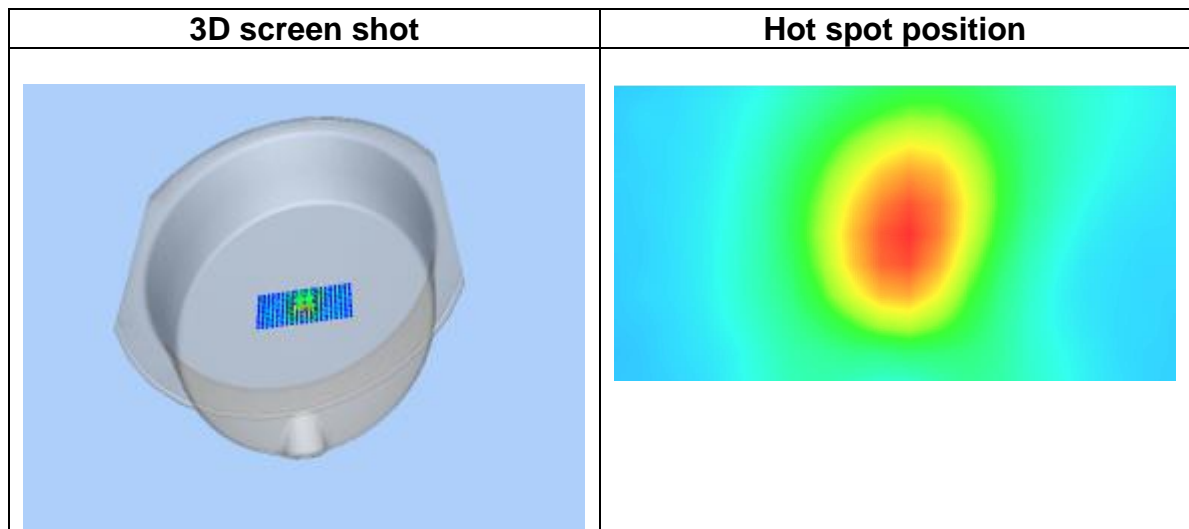
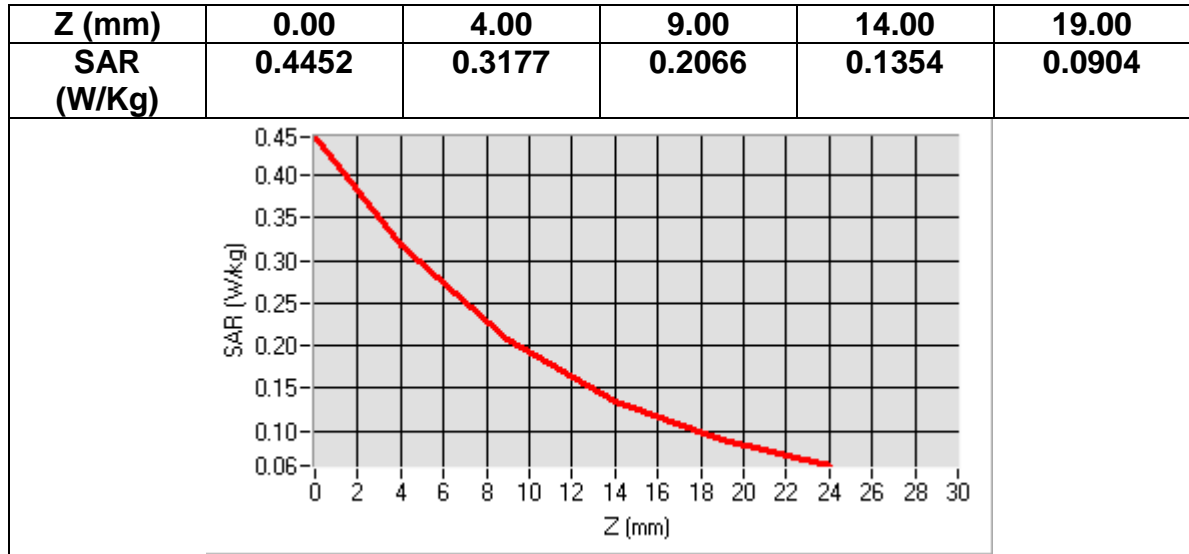
Area Scan	<u>dx=8mm dy=8mmh= 5.00 mm</u>
Zoom Scan	<u>7x7x7,dx=5mm dy=5mm dz=5mm, dx=8mm dy=8mm, h= 5.00 mm</u>
Phantom	<u>ELLI16</u>
Device Position	<u>Back</u>
Band	<u>CUSTOM (LTE-BAND4)</u>
Channels	<u>Middle</u>
Signal	<u>Duty Cycle: 1.00 (Crest factor: 1.0)</u>

Frequency (MHz)	1732.500000
Relative permittivity (real part)	53.296428
Relative permittivity (imaginary part)	14.573571
Conductivity (S/m)	1.524206
Variation (%)	-0.750000



Maximum location: X=-35.00, Y=-26.00
SAR Peak: 0.45 W/kg

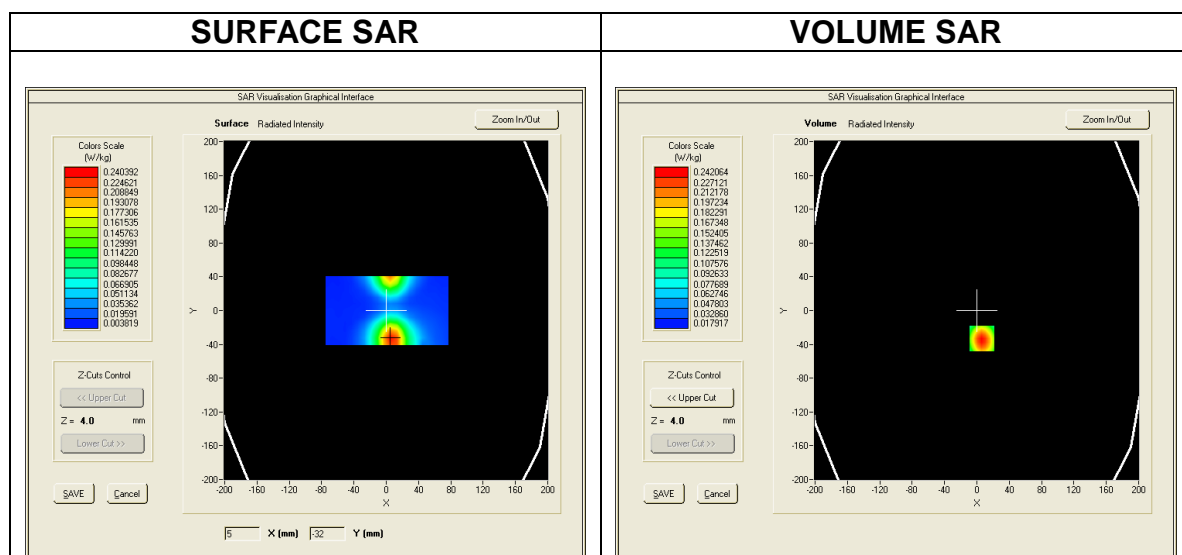
SAR 10g (W/Kg)	0.188484
SAR 1g (W/Kg)	0.305129



MEASUREMENT 6
Date of measurement: 2016/07/08

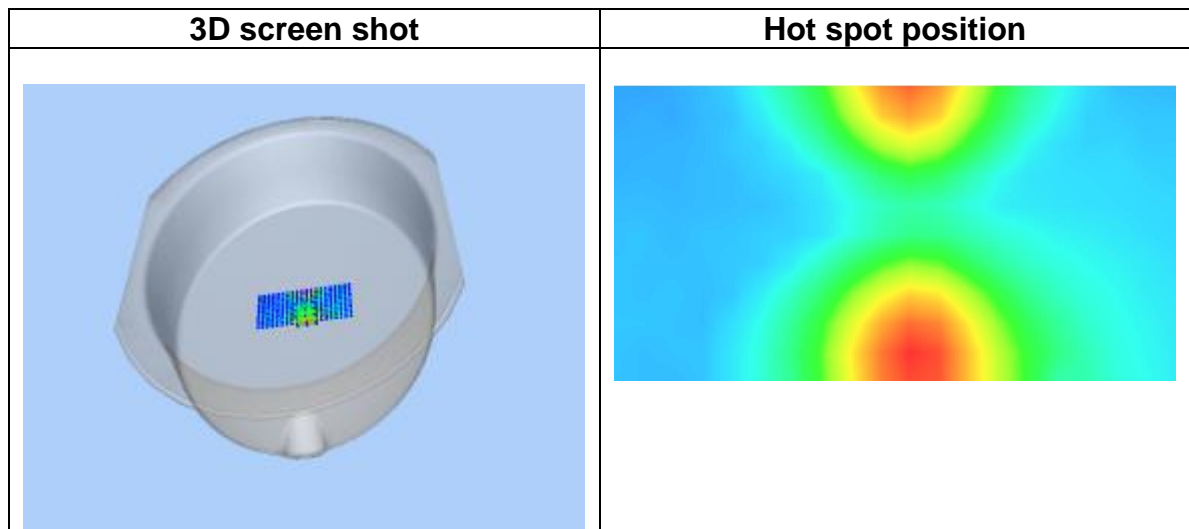
Area Scan	<u>dx=8mm dy=8mmh= 5.00 mm</u>
Zoom Scan	<u>7x7x7,dx=5mm dy=5mm dz=5mm, dx=8mm dy=8mm, h= 5.00 mm</u>
Phantom	<u>ELLI16</u>
Device Position	<u>Bottom</u>
Band	<u>CUSTOM (LTE-BAND4)</u>
Channels	<u>Middle</u>
Signal	<u>Duty Cycle: 1.00 (Crest factor: 1.0)</u>

Frequency (MHz)	1732.500000
Relative permittivity (real part)	53.296428
Relative permittivity (imaginary part)	14.573571
Conductivity (S/m)	1.524206
Variation (%)	-1.850000



Maximum location: X=-1.00, Y=7.00
SAR Peak: 0.08 W/kg

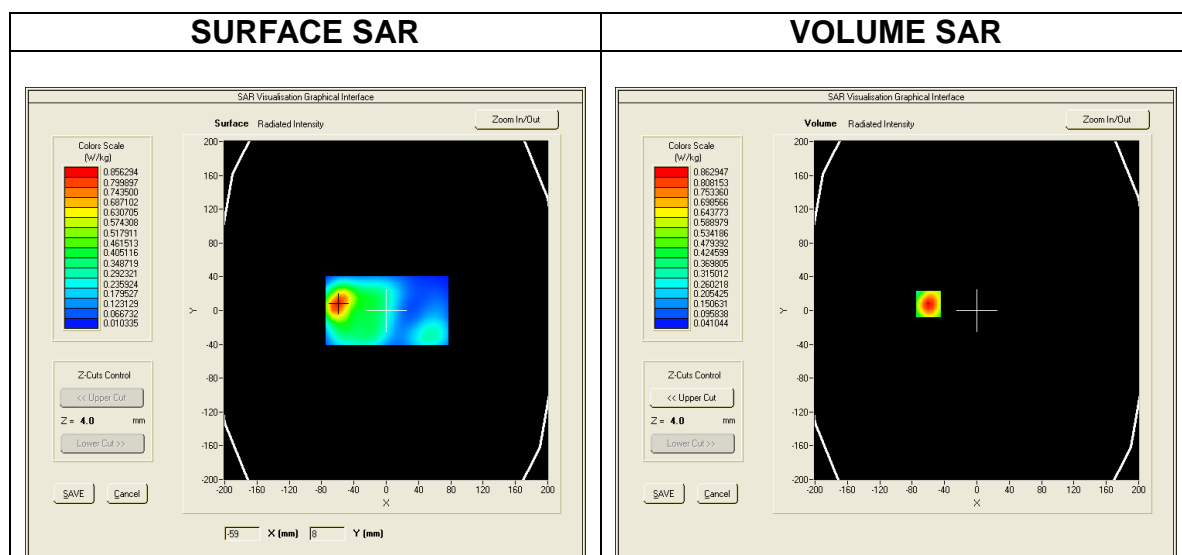
SAR 10g (W/Kg)	0.037175
SAR 1g (W/Kg)	0.055254



MEASUREMENT 7
Date of measurement: 2016/07/08

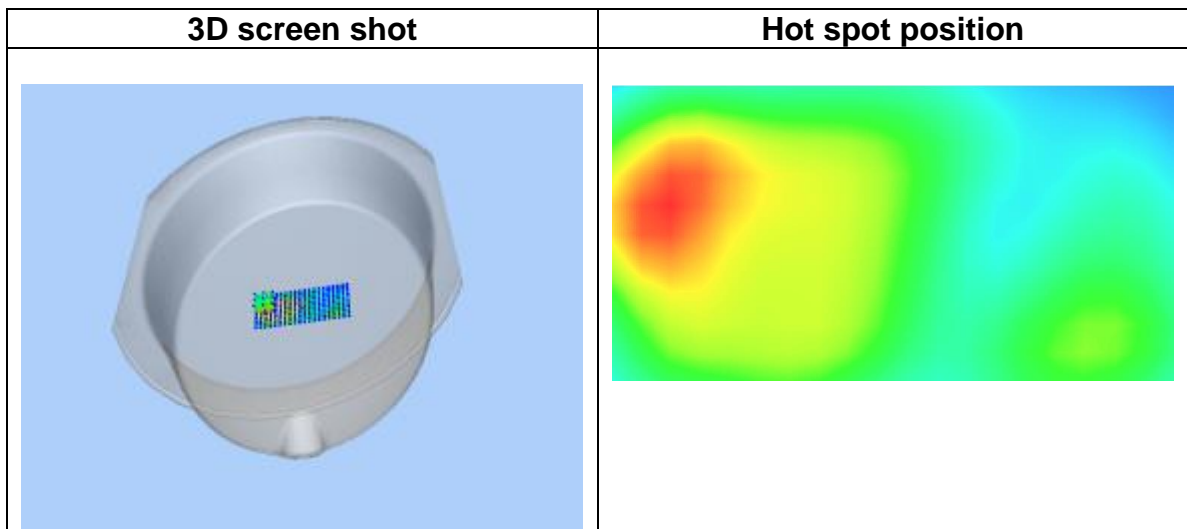
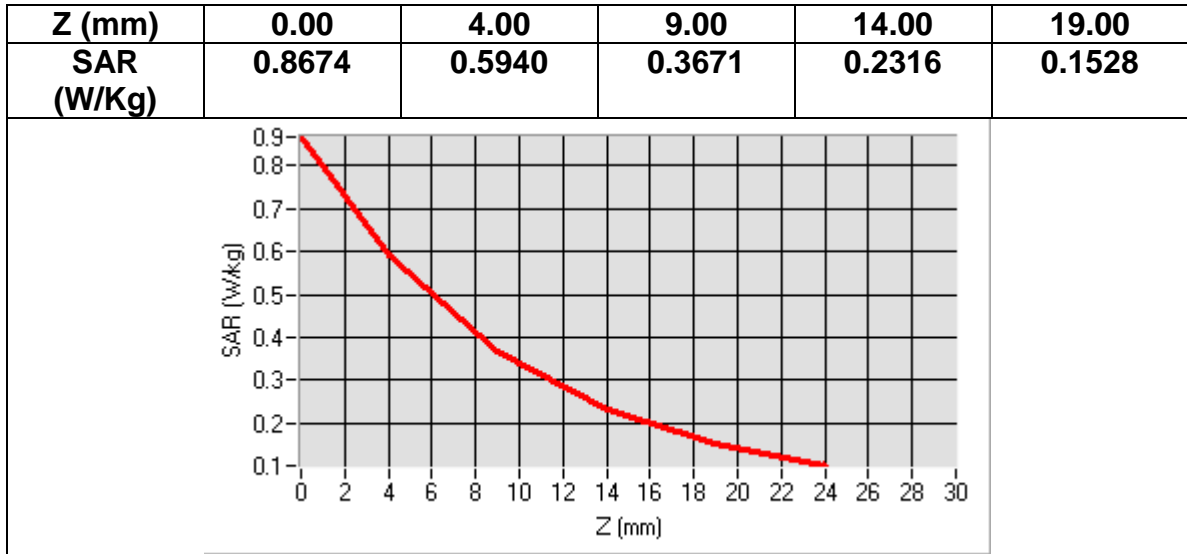
Area Scan	<u>dx=8mm dy=8mmh= 5.00 mm</u>
Zoom Scan	<u>7x7x7,dx=5mm dy=5mm dz=5mm, dx=8mm dy=8mm, h= 5.00 mm</u>
Phantom	<u>ELLI16</u>
Device Position	<u>Front</u>
Band	<u>CUSTOM (LTE-BAND4)</u>
Channels	<u>Middle</u>
Signal	<u>Duty Cycle: 1.00 (Crest factor: 1.0)</u>

Frequency (MHz)	1732.500000
Relative permittivity (real part)	53.296428
Relative permittivity (imaginary part)	14.573571
Conductivity (S/m)	1.524206
Variation (%)	-1.120000



Maximum location: X=-23.00, Y=7.00
SAR Peak: 0.87 W/kg

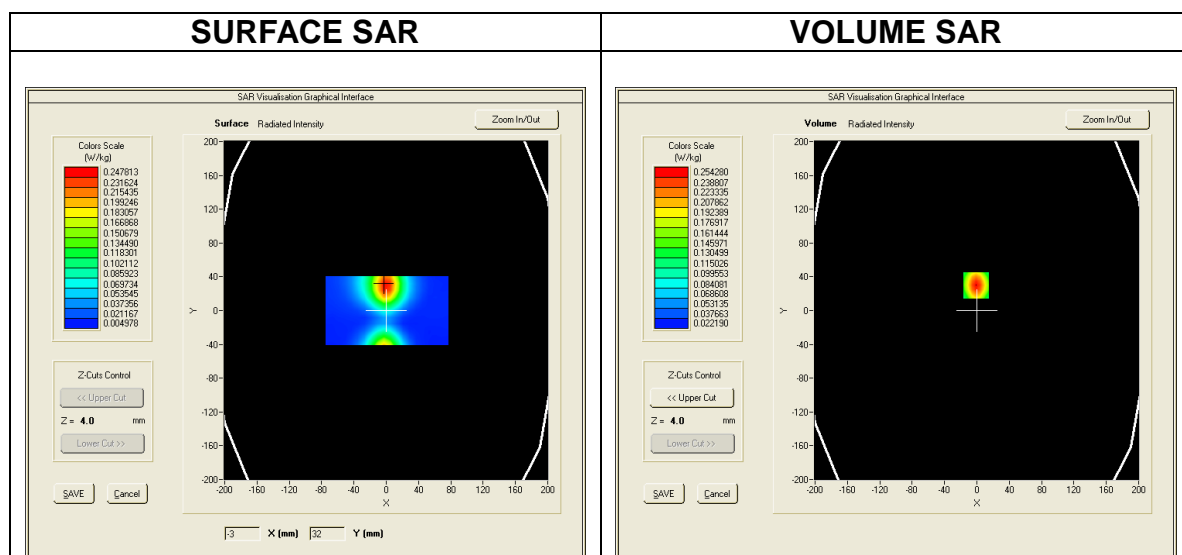
SAR 10g (W/Kg)	0.341627
SAR 1g (W/Kg)	0.568882



MEASUREMENT 8
Date of measurement: 2016/07/08

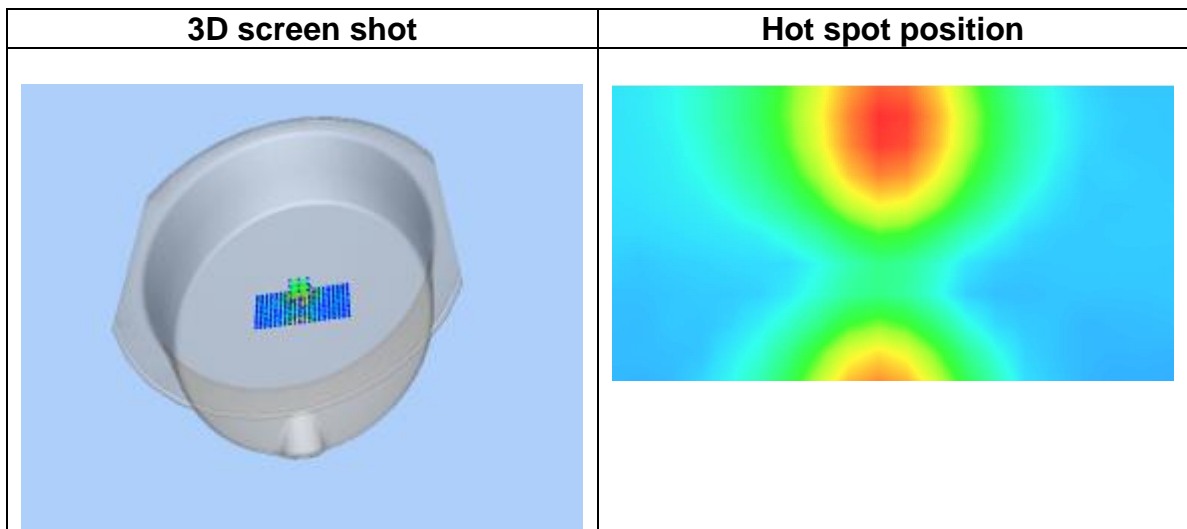
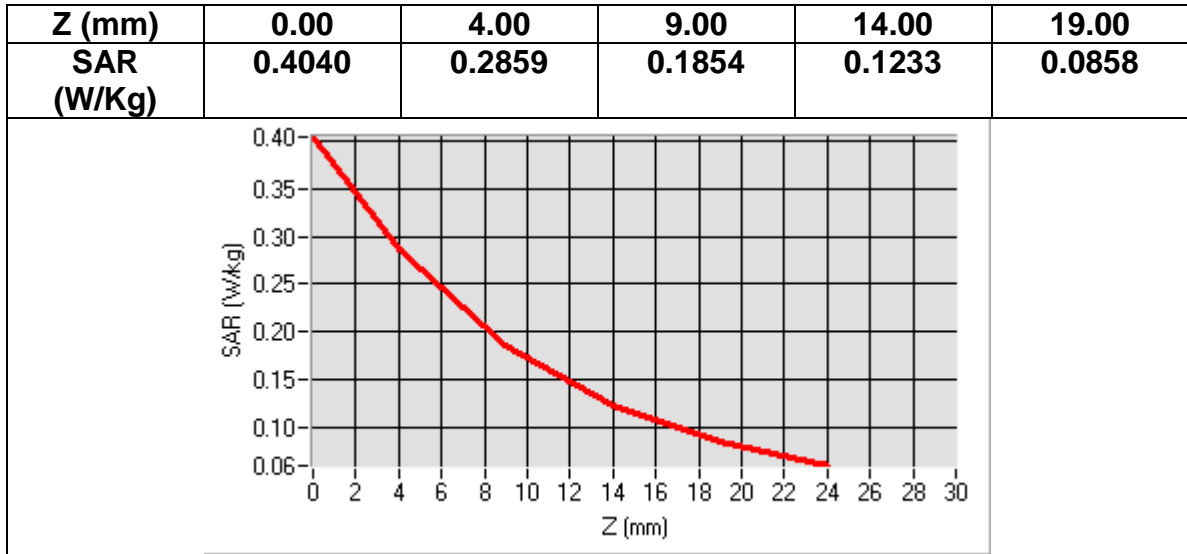
Area Scan	<u>dx=8mm dy=8mmh= 5.00 mm</u>
Zoom Scan	<u>7x7x7,dx=5mm dy=5mm dz=5mm, dx=8mm dy=8mm, h= 5.00 mm</u>
Phantom	<u>ELLI16</u>
Device Position	<u>Left</u>
Band	<u>CUSTOM (LTE-BAND4)</u>
Channels	<u>Middle</u>
Signal	<u>Duty Cycle: 1.00 (Crest factor: 1.0)</u>

Frequency (MHz)	1732.500000
Relative permittivity (real part)	53.296428
Relative permittivity (imaginary part)	14.573571
Conductivity (S/m)	1.524206
Variation (%)	-0.610000



Maximum location: X=6.00, Y=36.00
SAR Peak: 0.40 W/kg

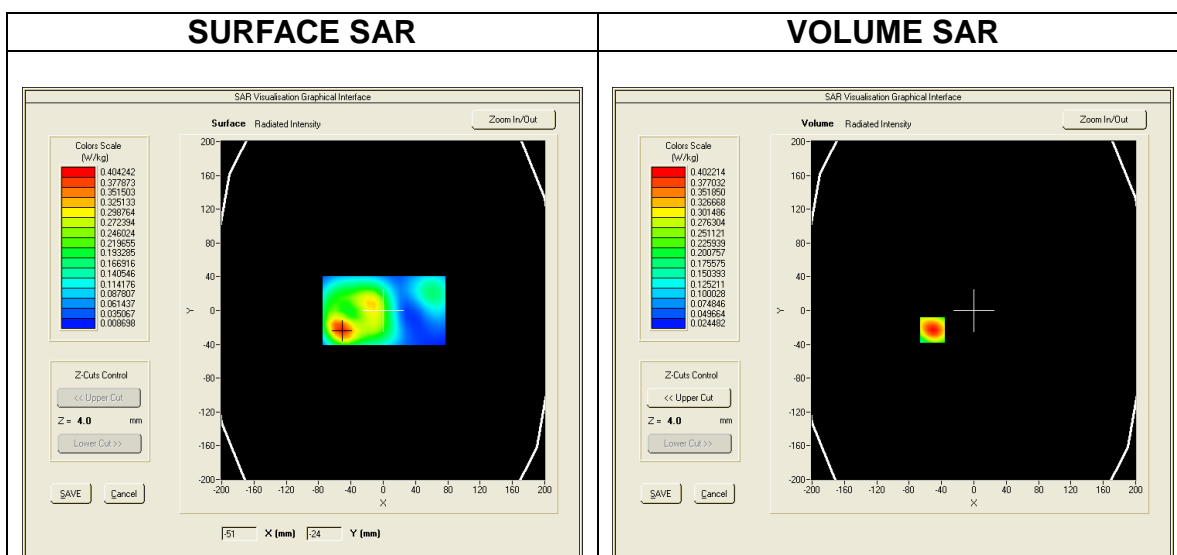
SAR 10g (W/Kg)	0.175018
SAR 1g (W/Kg)	0.276010



MEASUREMENT 9
Date of measurement: 2016/07/08

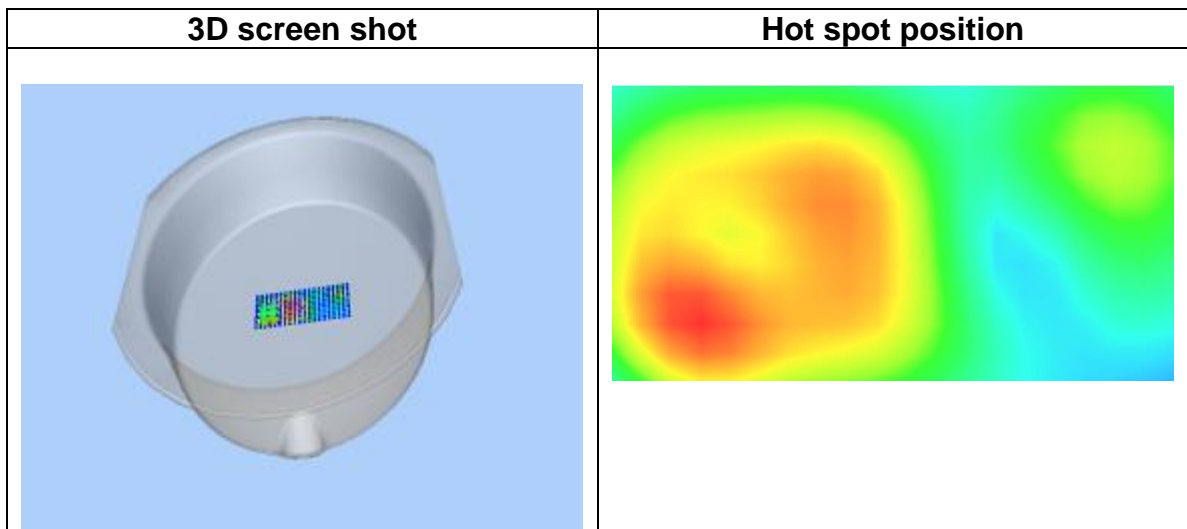
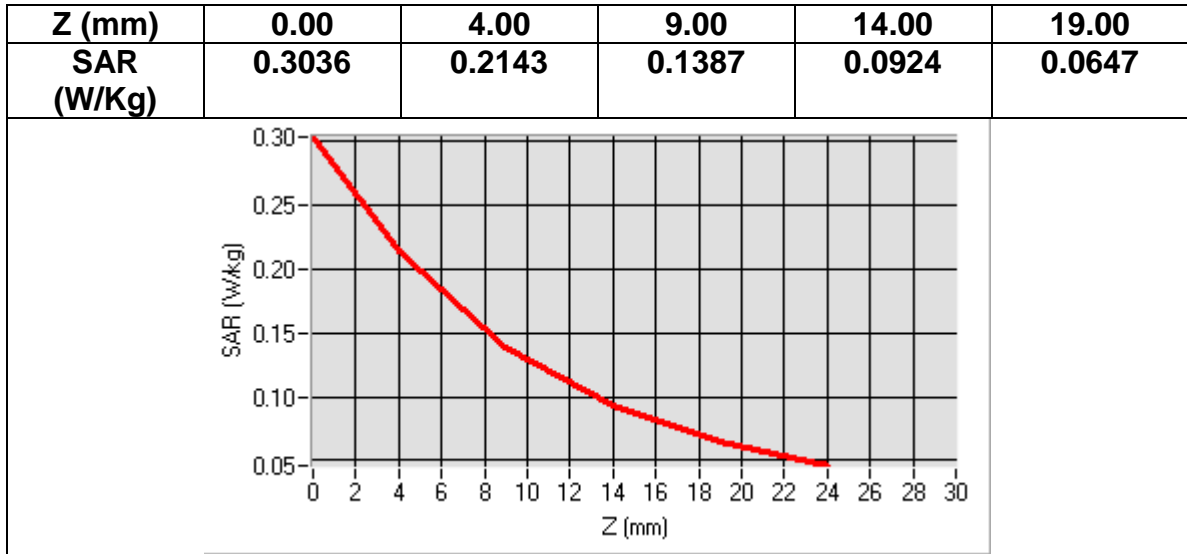
Area Scan	<u>dx=8mm dy=8mmh= 5.00 mm</u>
Zoom Scan	<u>7x7x7,dx=5mm dy=5mm dz=5mm, dx=8mm dy=8mm, h= 5.00 mm</u>
Phantom	<u>ELLI16</u>
Device Position	<u>Right</u>
Band	<u>CUSTOM (LTE-BAND4)</u>
Channels	<u>Middle</u>
Signal	<u>Duty Cycle: 1.00 (Crest factor: 1.0)</u>

Frequency (MHz)	1732.500000
Relative permittivity (real part)	53.296428
Relative permittivity (imaginary part)	14.573571
Conductivity (S/m)	1.524206
Variation (%)	-0.860000



Maximum location: X=-2.00, Y=23.00
SAR Peak: 0.30 W/kg

SAR 10g (W/Kg)	0.127673
SAR 1g (W/Kg)	0.205113

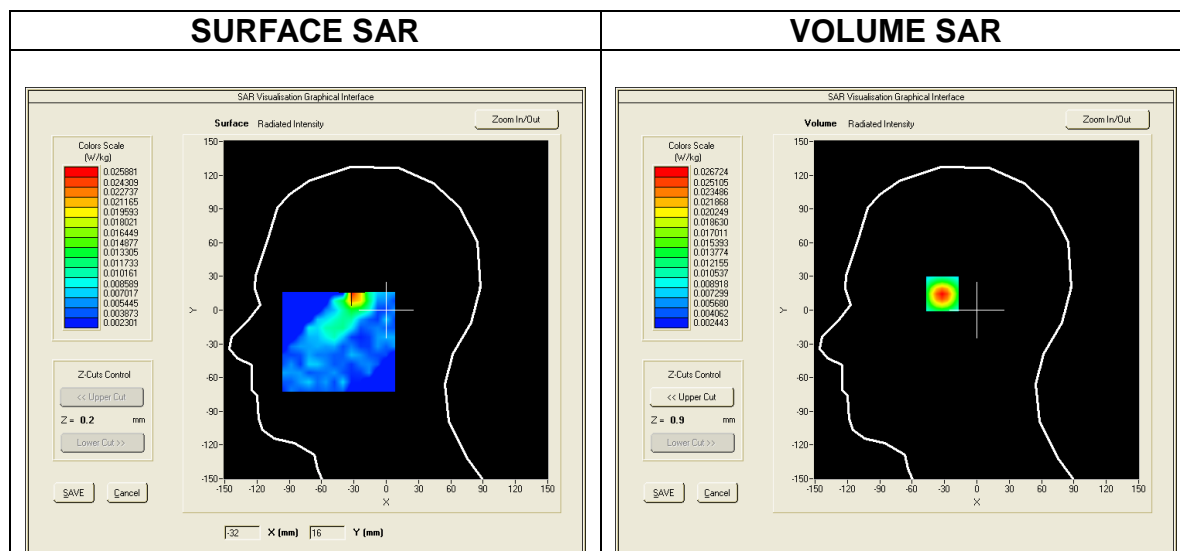


WIFI

MEASUREMENT 1
Date of measurement: 2016/07/08

Area Scan	<u>sam_direct_droit2_surf8mm.txt, h= 5.00 mm</u>
ZoomScan	<u>7x7x7,dx=5mm dy=5mm dz=5mm, sam_direct_droit2_surf8mm.txt, h= 5.00 mm</u>
Phantom	<u>Right head</u>
Device Position	<u>Cheek</u>
Band	<u>CUSTOM (WIFI)</u>
Channels	<u>Low</u>
Signal	<u>Duty Cycle: 1.00 (Crest factor: 1.0)</u>

Frequency (MHz)	2412.000000
Relative permittivity (real part)	39.563702
Relative permittivity (imaginary part)	14.853480
Conductivity (S/m)	1.880366
Variation (%)	-4.690000

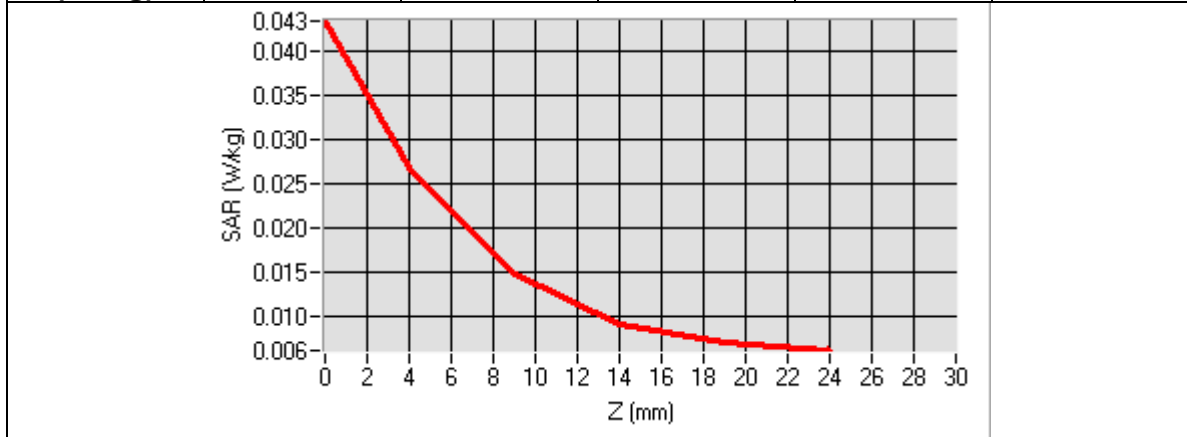


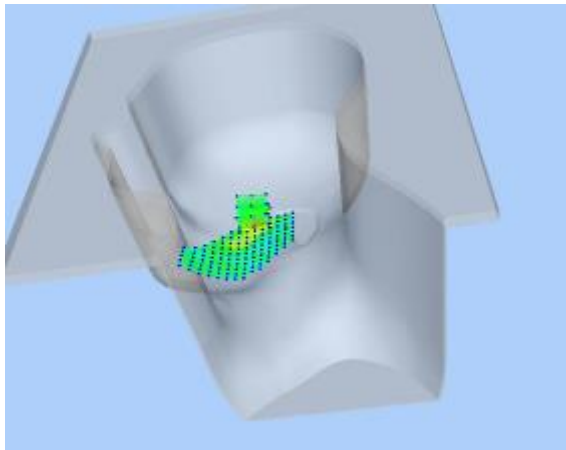
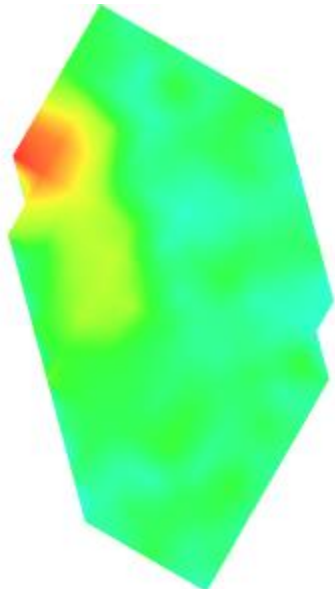
Maximum location: X=-32.00, Y=16.00
SAR Peak: 0.04 W/kg

SAR 10g (W/Kg)	0.013317
-----------------------	----------

SAR 1g (W/Kg)	0.024406
----------------------	----------

Z (mm)	0.00	4.00	9.00	14.00	19.00
SAR (W/Kg)	0.0434	0.0267	0.0147	0.0091	0.0069

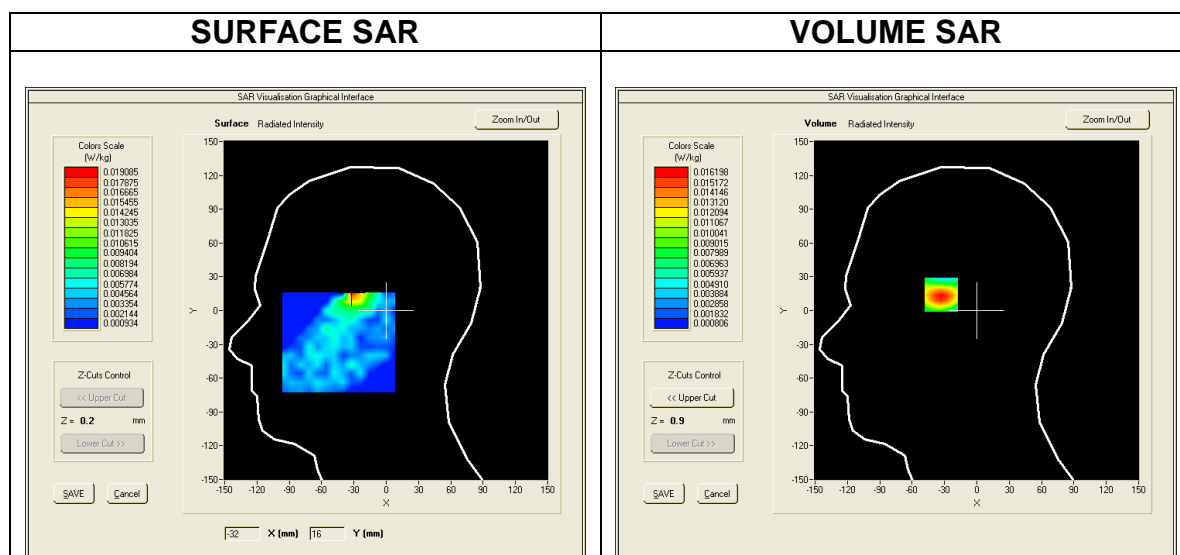


3D screen shot	Hot spot position
	

MEASUREMENT 2
Date of measurement: 2016/07/08

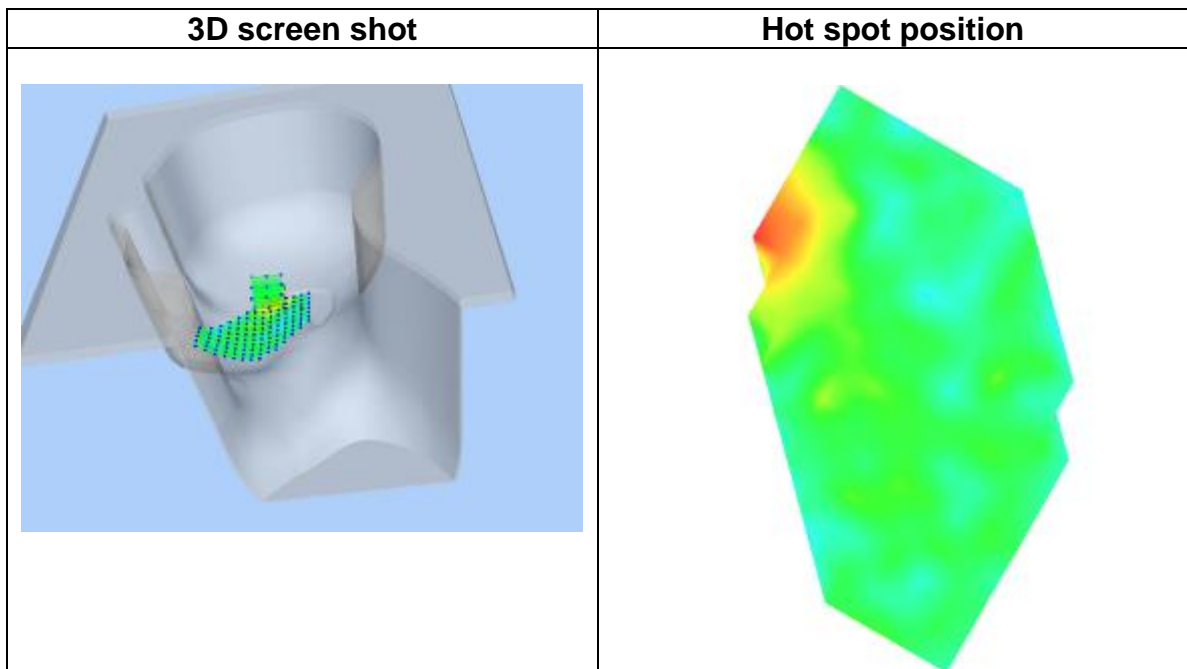
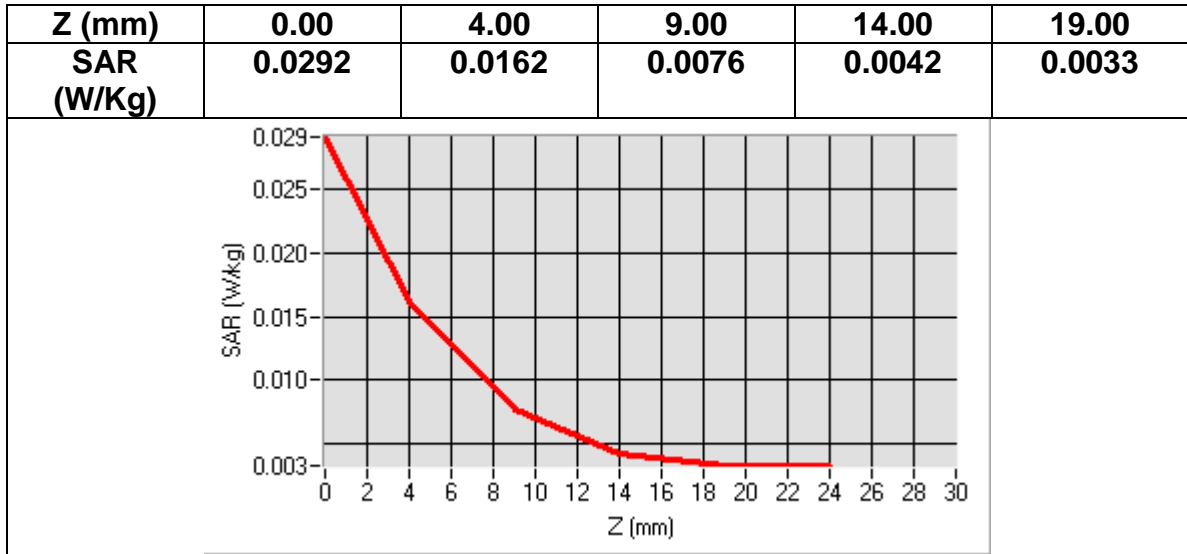
Area Scan	<u>sam_direct_droit2_surf8mm.txt, h= 5.00 mm</u>
ZoomScan	<u>7x7x7,dx=5mm dy=5mm dz=5mm, sam_direct_droit2_surf8mm.txt, h= 5.00 mm</u>
Phantom	<u>Right head</u>
Device Position	<u>Cheek</u>
Band	<u>CUSTOM (WIFI)</u>
Channels	<u>Middle</u>
Signal	<u>Duty Cycle: 1.00 (Crest factor: 1.0)</u>

Frequency (MHz)	2437.000000
Relative permittivity (real part)	39.443169
Relative permittivity (imaginary part)	14.688630
Conductivity (S/m)	1.883677
Variation (%)	-1.140000



Maximum location: X=-33.00, Y=16.00
SAR Peak: 0.03 W/kg

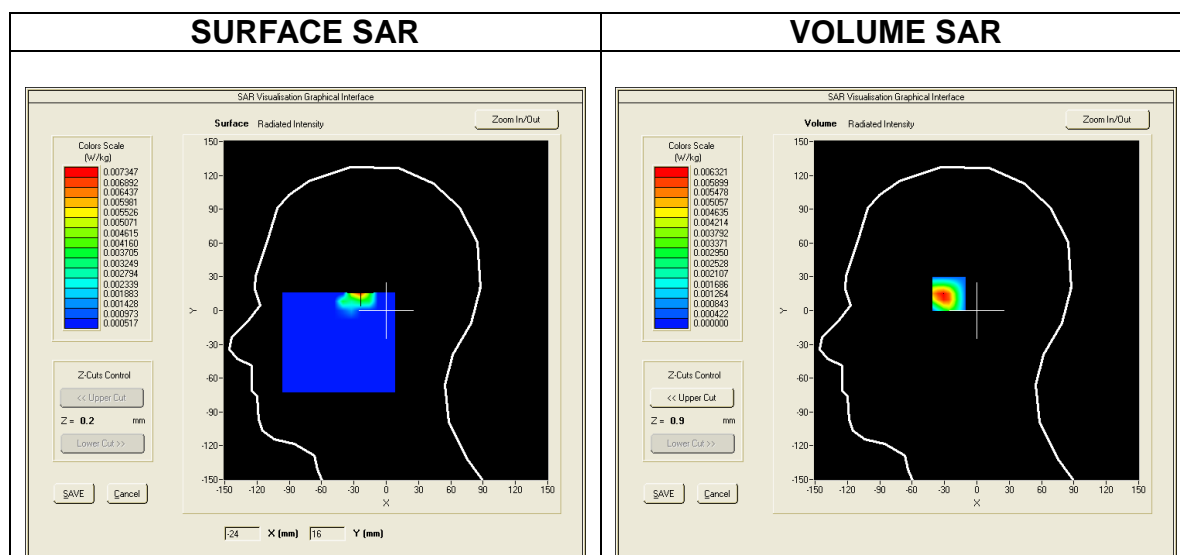
SAR 10g (W/Kg)	0.008384
SAR 1g (W/Kg)	0.015104



MEASUREMENT 3
Date of measurement: 2016/07/08

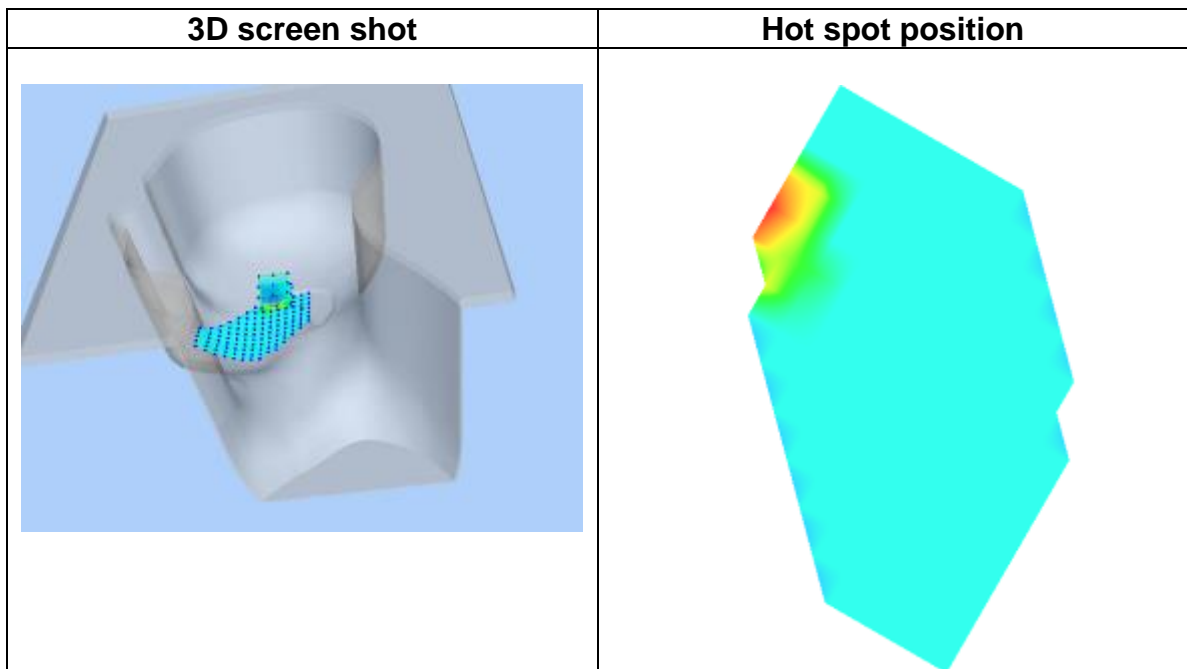
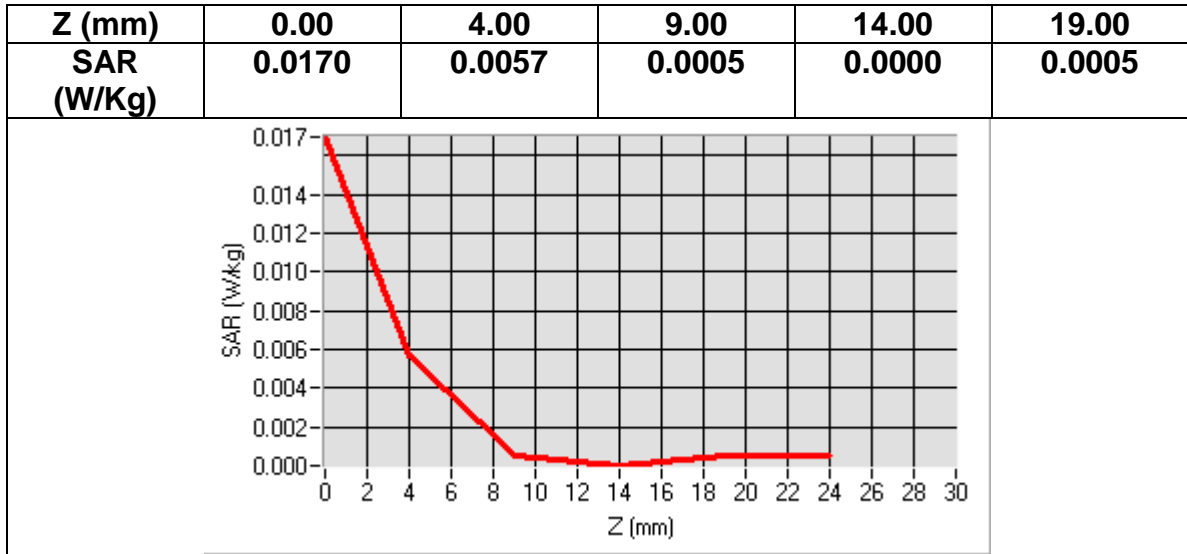
Area Scan	<u>sam_direct_droit2_surf8mm.txt, h= 5.00 mm</u>
ZoomScan	<u>7x7x7,dx=5mm dy=5mm dz=5mm, sam_direct_droit2_surf8mm.txt, h= 5.00 mm</u>
Phantom	<u>Right head</u>
Device Position	<u>Cheek</u>
Band	<u>CUSTOM (WIFI)</u>
Channels	<u>High</u>
Signal	<u>Duty Cycle: 1.00 (Crest factor: 1.0)</u>

Frequency (MHz)	2462.000000
Relative permittivity (real part)	39.462860
Relative permittivity (imaginary part)	14.534560
Conductivity (S/m)	1.884005
Variation (%)	-1.820000



Maximum location: X=-25.00, Y=16.00
SAR Peak: 0.02 W/kg

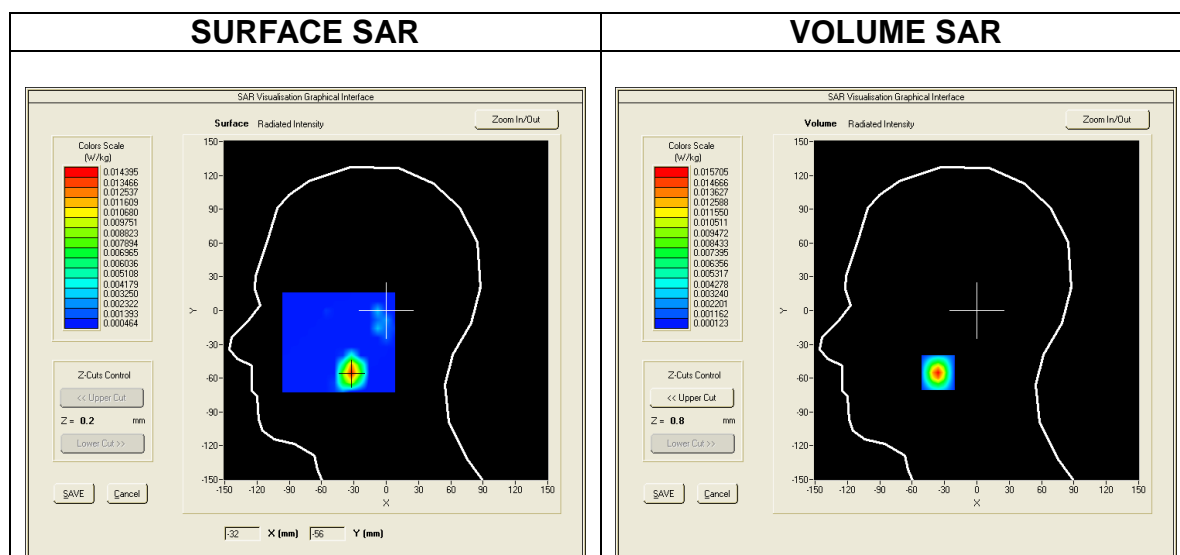
SAR 10g (W/Kg)	0.002432
SAR 1g (W/Kg)	0.006884



MEASUREMENT 4
Date of measurement: 2016/07/08

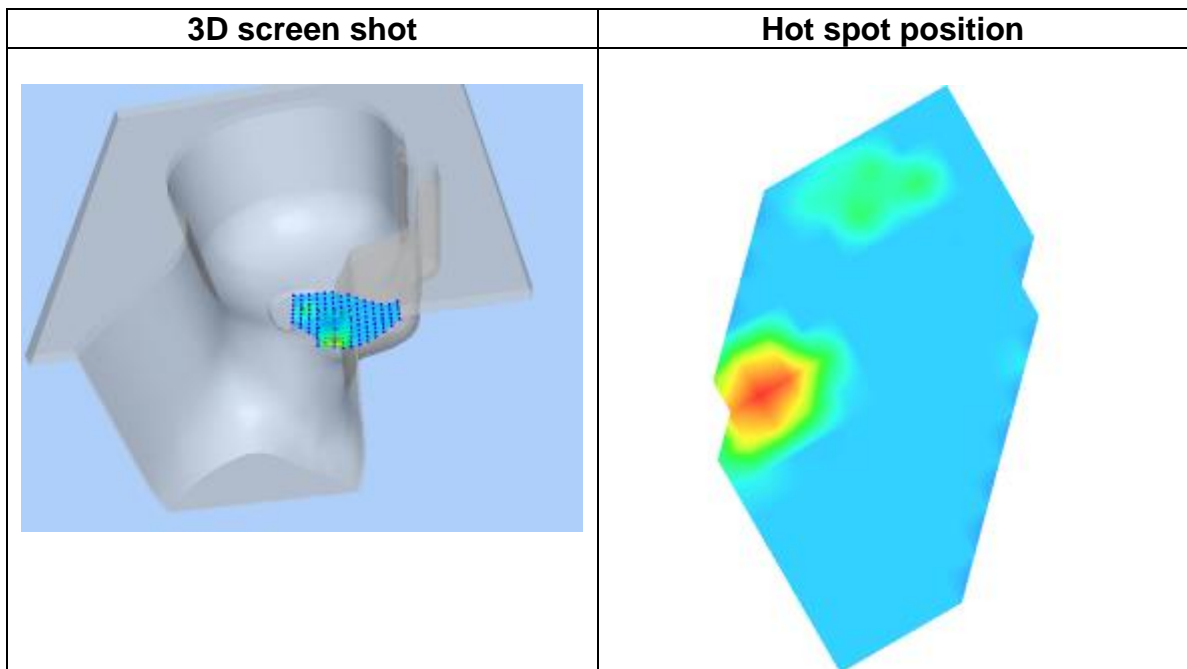
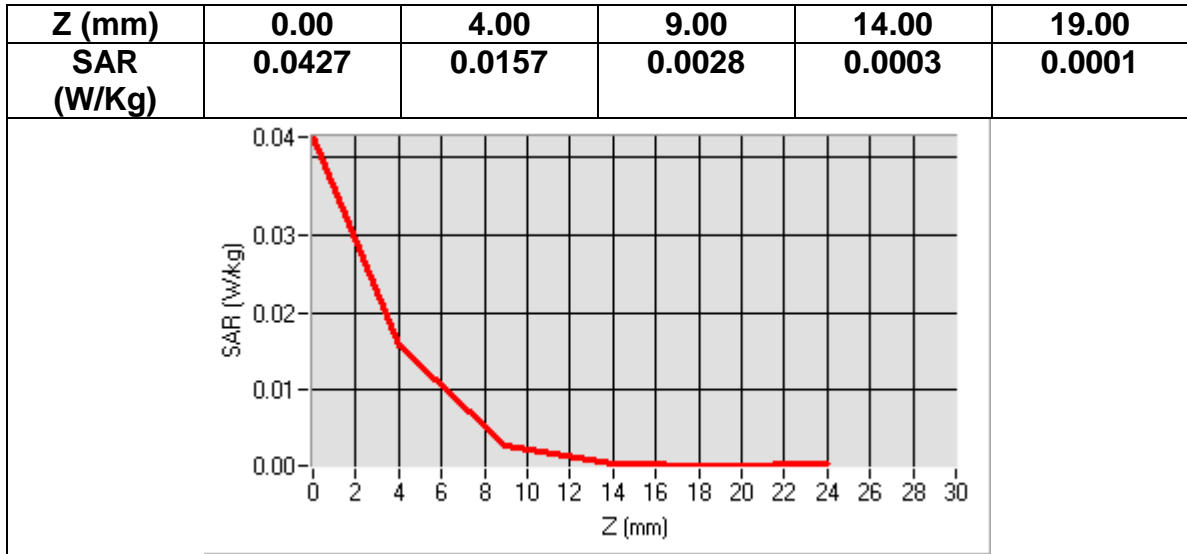
Area Scan	<u>sam_direct_droit2_surf8mm.txt, h= 5.00 mm</u>
ZoomScan	<u>7x7x7,dx=5mm dy=5mm dz=5mm, sam_direct_droit2_surf8mm.txt, h= 5.00 mm</u>
Phantom	<u>Left head</u>
Device Position	<u>Cheek</u>
Band	<u>CUSTOM (WIFI)</u>
Channels	<u>Low</u>
Signal	<u>Duty Cycle: 1.00 (Crest factor: 1.0)</u>

Frequency (MHz)	2412.000000
Relative permittivity (real part)	39.563702
Relative permittivity (imaginary part)	14.853480
Conductivity (S/m)	1.880366
Variation (%)	-2.900000



Maximum location: X=-32.00, Y=-55.00
SAR Peak: 0.04 W/kg

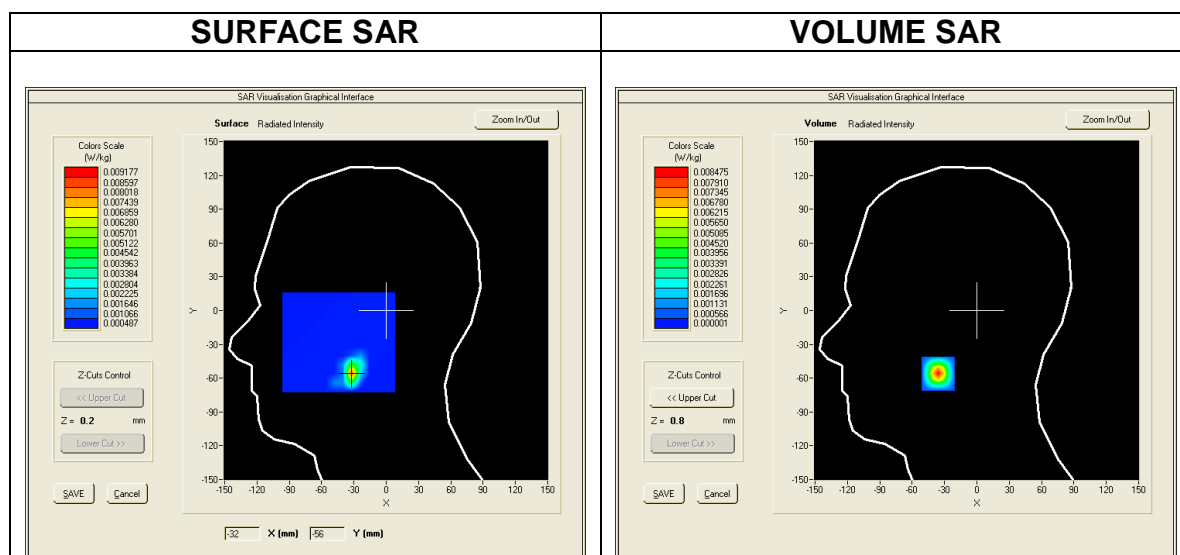
SAR 10g (W/Kg)	0.004878
SAR 1g (W/Kg)	0.014546



MEASUREMENT 5
Date of measurement: 2016/07/08

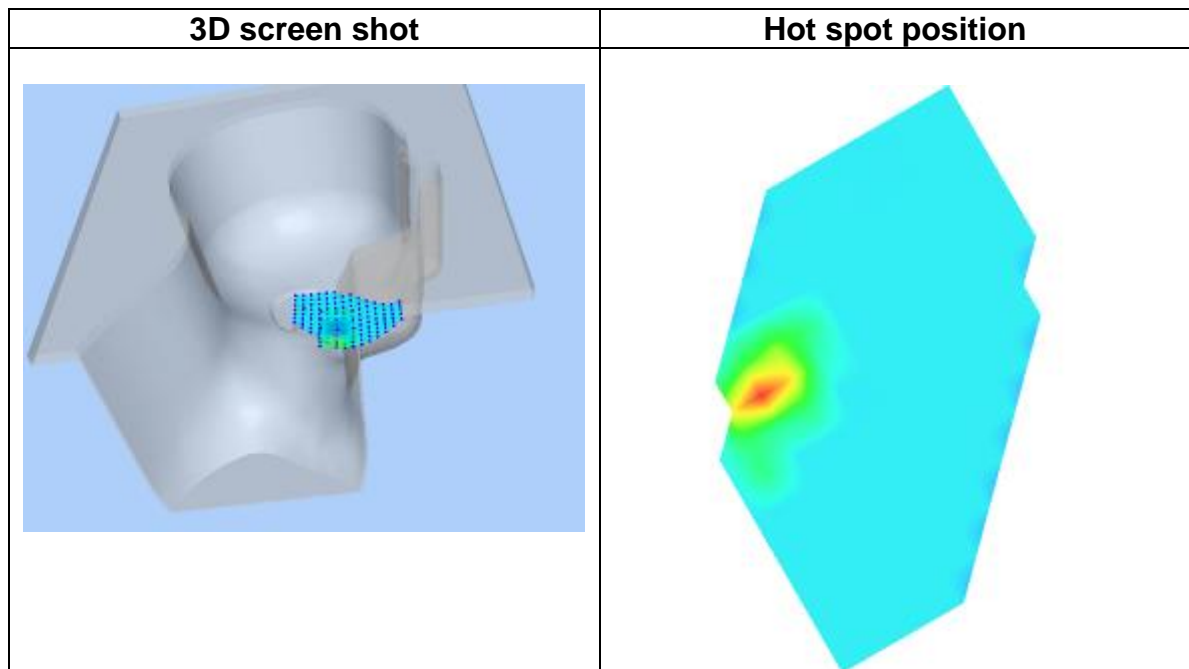
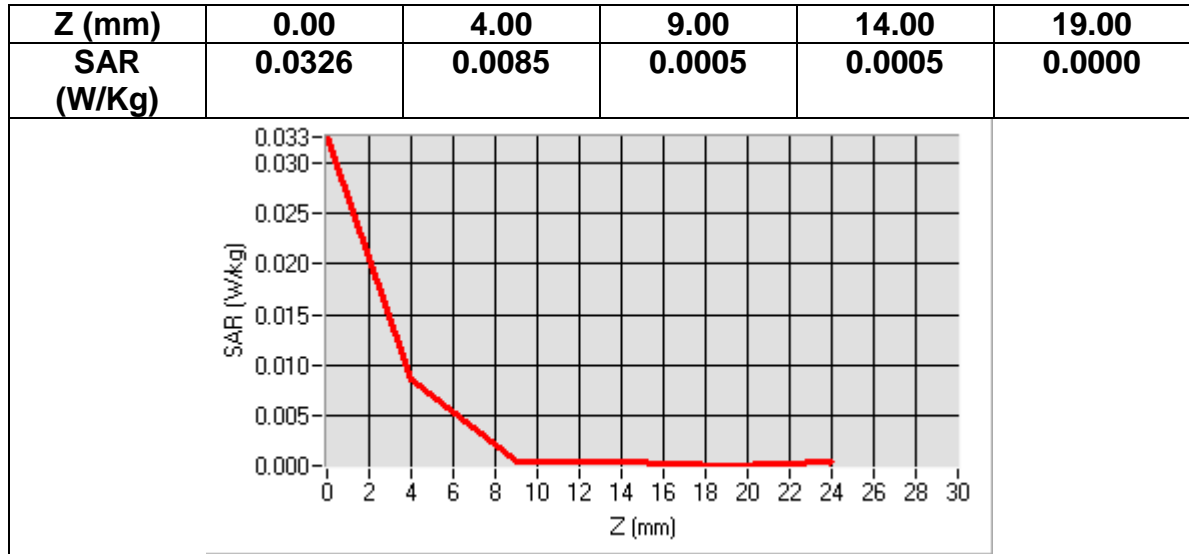
Area Scan	<u>sam_direct_droit2_surf8mm.txt, h= 5.00 mm</u>
ZoomScan	<u>7x7x7,dx=5mm dy=5mm dz=5mm, sam_direct_droit2_surf8mm.txt, h= 5.00 mm</u>
Phantom	<u>Left head</u>
Device Position	<u>Cheek</u>
Band	<u>CUSTOM (WIFI)</u>
Channels	<u>Middle</u>
Signal	<u>Duty Cycle: 1.00 (Crest factor: 1.0)</u>

Frequency (MHz)	2437.000000
Relative permittivity (real part)	39.443169
Relative permittivity (imaginary part)	14.688630
Conductivity (S/m)	1.883677
Variation (%)	-0.970000



Maximum location: X=-32.00, Y=-56.00
SAR Peak: 0.03 W/kg

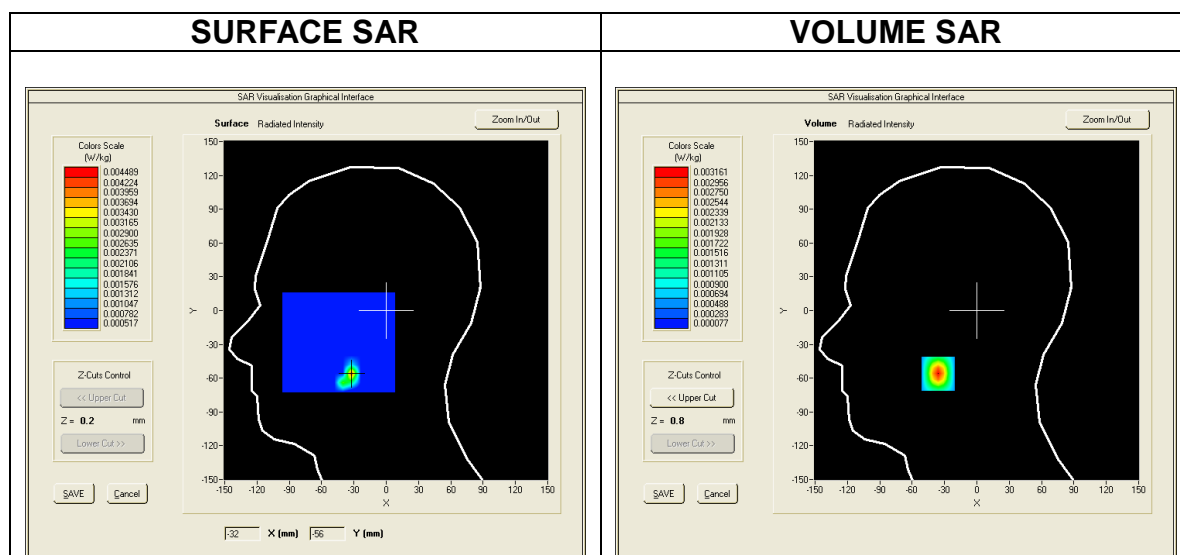
SAR 10g (W/Kg)	0.002598
SAR 1g (W/Kg)	0.008598



MEASUREMENT 6
Date of measurement: 2016/07/08

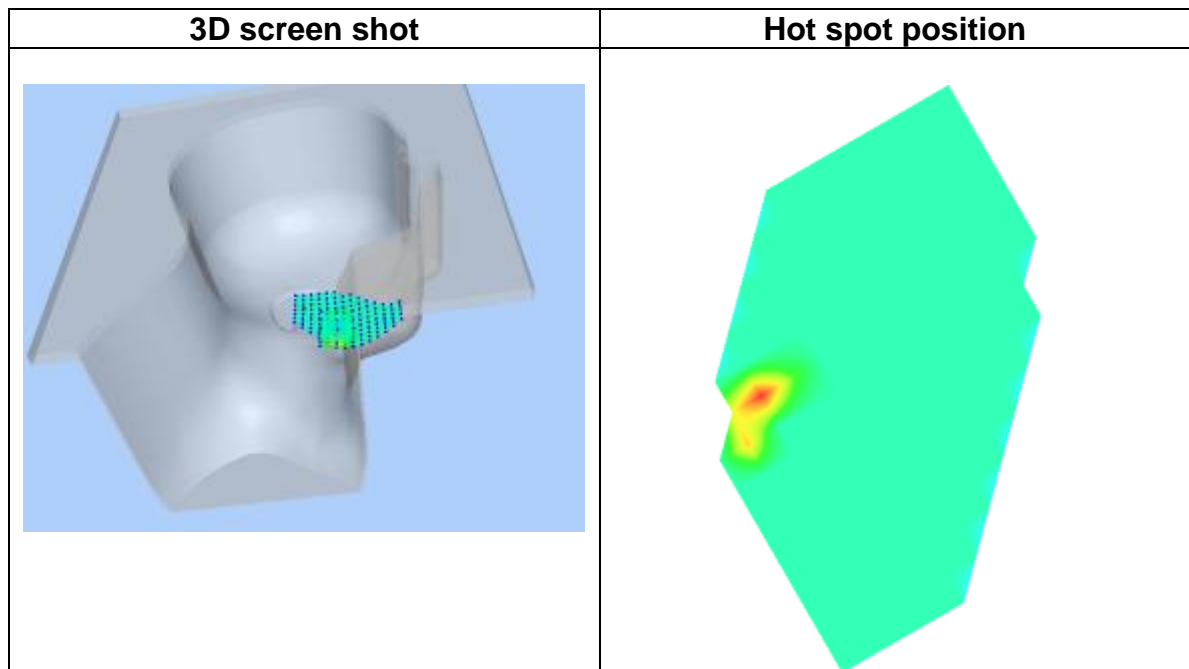
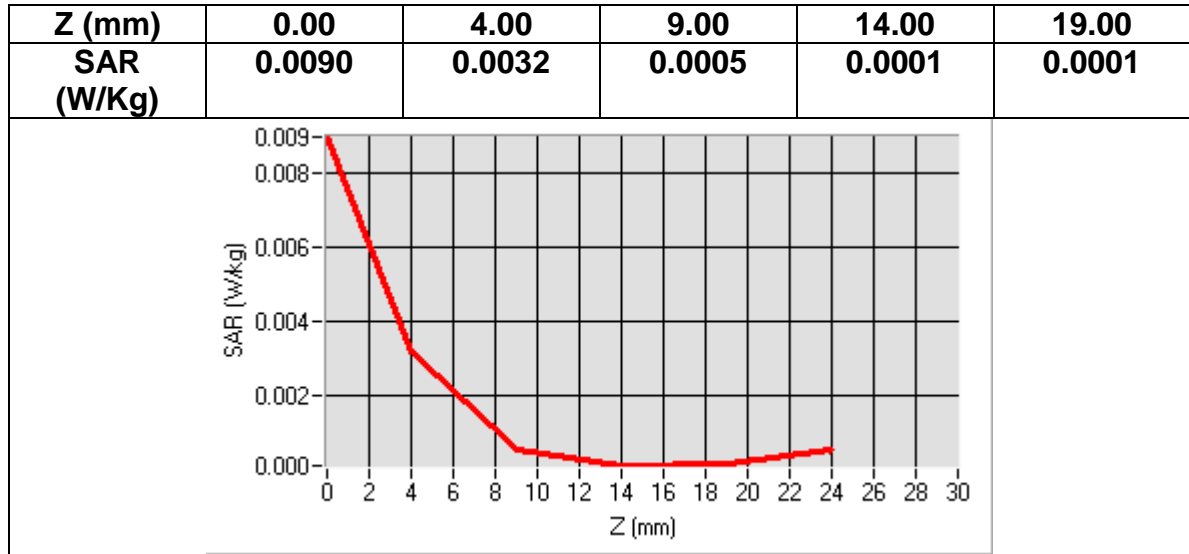
Area Scan	<u>sam_direct_droit2_surf8mm.txt, h= 5.00 mm</u>
ZoomScan	<u>7x7x7,dx=5mm dy=5mm dz=5mm, sam_direct_droit2_surf8mm.txt, h= 5.00 mm</u>
Phantom	<u>Left head</u>
Device Position	<u>Cheek</u>
Band	<u>CUSTOM (WIFI)</u>
Channels	<u>High</u>
Signal	<u>Duty Cycle: 1.00 (Crest factor: 1.0)</u>

Frequency (MHz)	2462.000000
Relative permittivity (real part)	39.462860
Relative permittivity (imaginary part)	14.534560
Conductivity (S/m)	1.884005
Variation (%)	-0.720000



Maximum location: X=-32.00, Y=-56.00
SAR Peak: 0.01 W/kg

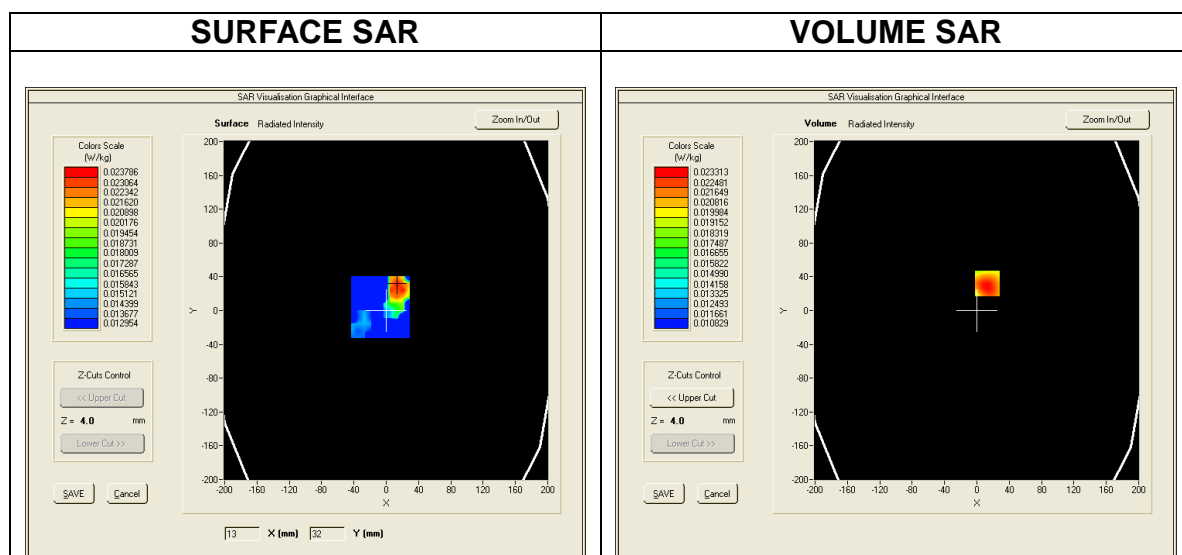
SAR 10g (W/Kg)	0.001204
SAR 1g (W/Kg)	0.003091



MEASUREMENT 7
Date of measurement: 2016/07/08

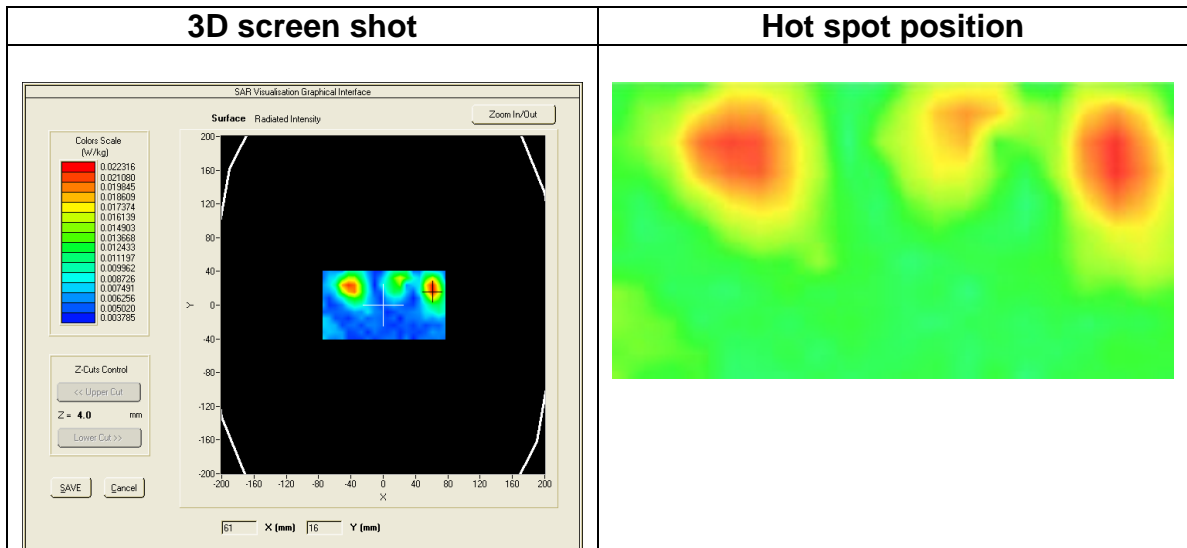
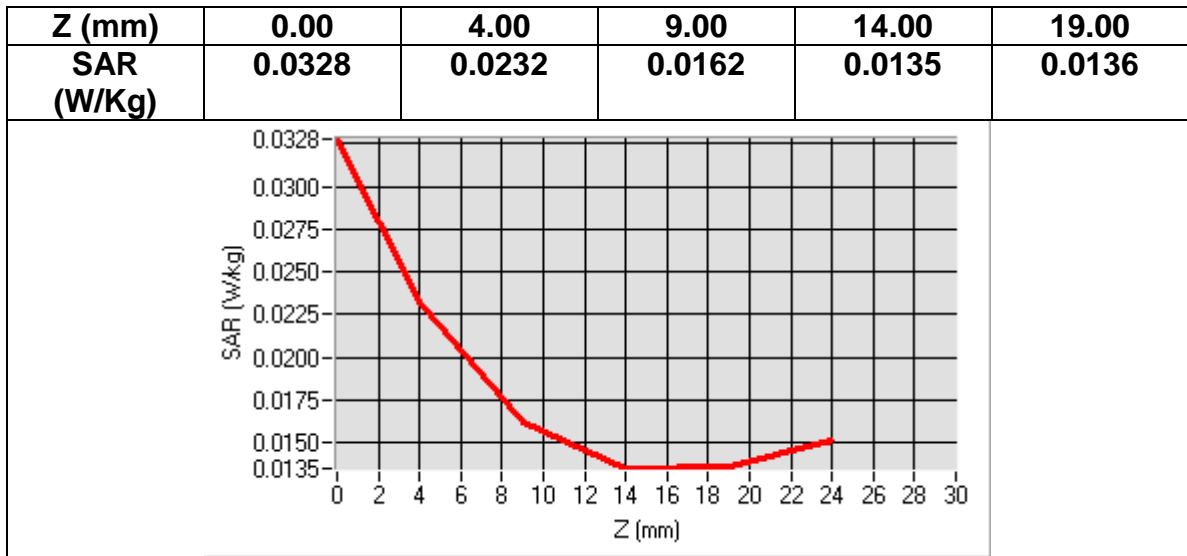
Area Scan	<u>dx=8mm dy=8mmh= 5.00 mm</u>
Zoom Scan	<u>7x7x7,dx=5mm dy=5mm dz=5mm, dx=8mm dy=8mm, h= 5.00 mm</u>
Phantom	<u>ELLI16</u>
Device Position	<u>Bottom</u>
Band	<u>CUSTOM (WIFI)</u>
Channels	<u>Low</u>
Signal	<u>Duty Cycle: 1.00 (Crest factor: 1.0)</u>

Frequency (MHz)	2412.000000
Relative permittivity (real part)	52.767555
Relative permittivity (imaginary part)	13.167644
Conductivity (S/m)	1.964464
Variation (%)	-0.760000



Maximum location: X=13.00, Y=32.00
SAR Peak: 0.03 W/kg

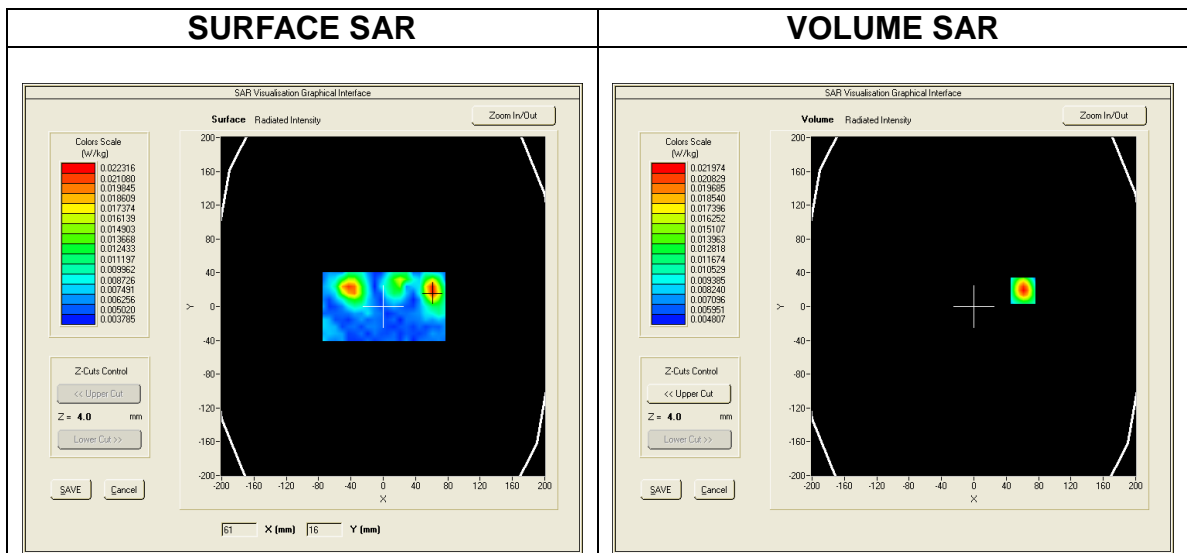
SAR 10g (W/Kg)	0.018368
SAR 1g (W/Kg)	0.023817



MEASUREMENT 8
 Date of measurement: 2016/07/08

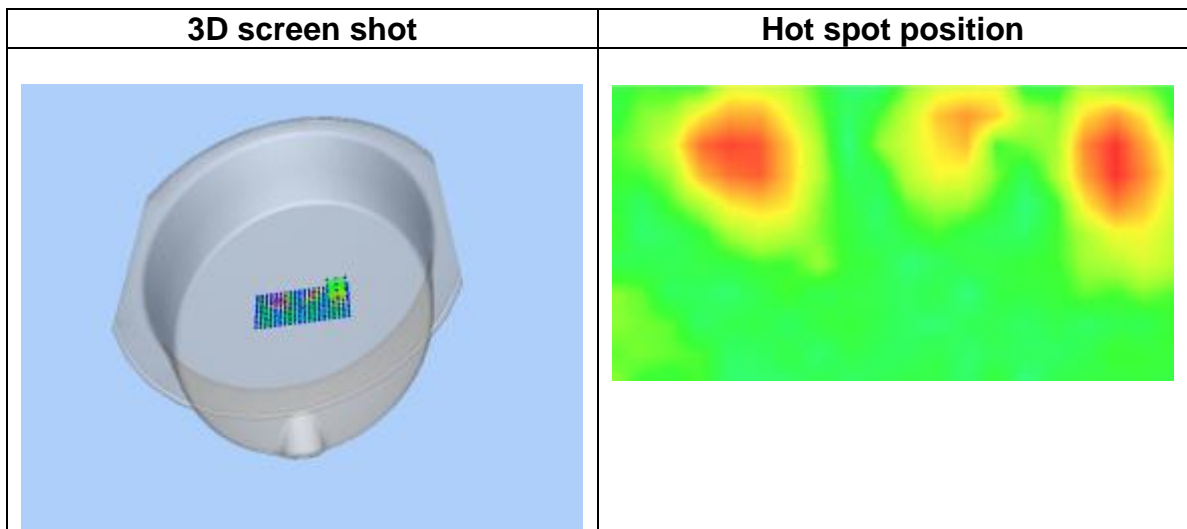
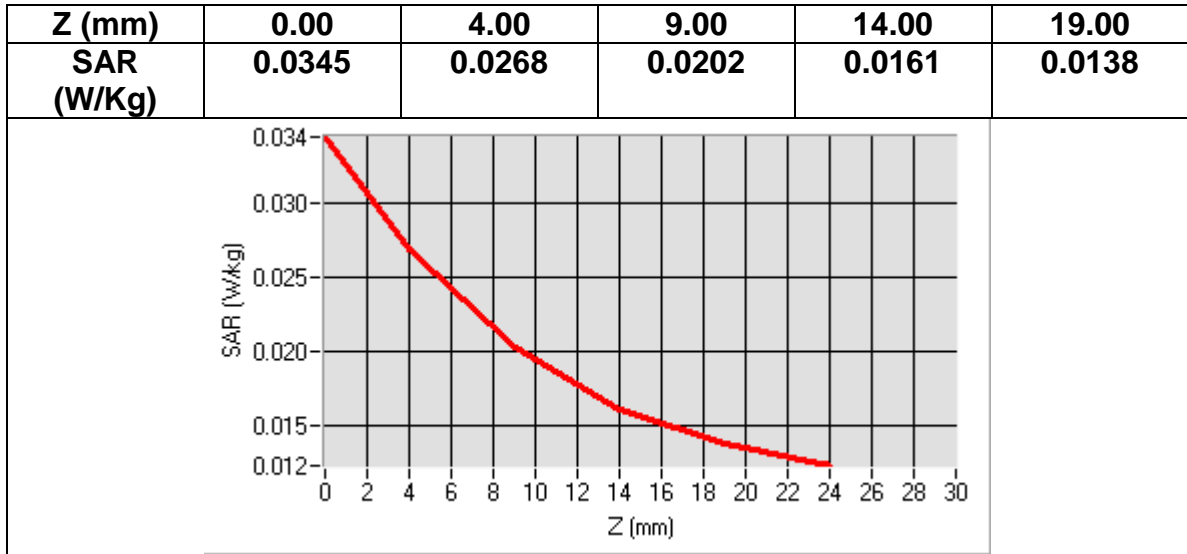
Area Scan	<u>dx=8mm dy=8mmh= 5.00 mm</u>
Zoom Scan	<u>7x7x7,dx=5mm dy=5mm dz=5mm, dx=8mm dy=8mm, h= 5.00 mm</u>
Phantom	<u>ELLI16</u>
Device Position	<u>Front</u>
Band	<u>CUSTOM (WIFI)</u>
Channels	<u>Low</u>
Signal	<u>Duty Cycle: 1.00 (Crest factor: 1.0)</u>

Frequency (MHz)	2412.000000
Relative permittivity (real part)	52.767555
Relative permittivity (imaginary part)	13.167644
Conductivity (S/m)	1.964464
Variation (%)	3.100000



Maximum location: X=23.00, Y=33.00
SAR Peak: 0.04 W/kg

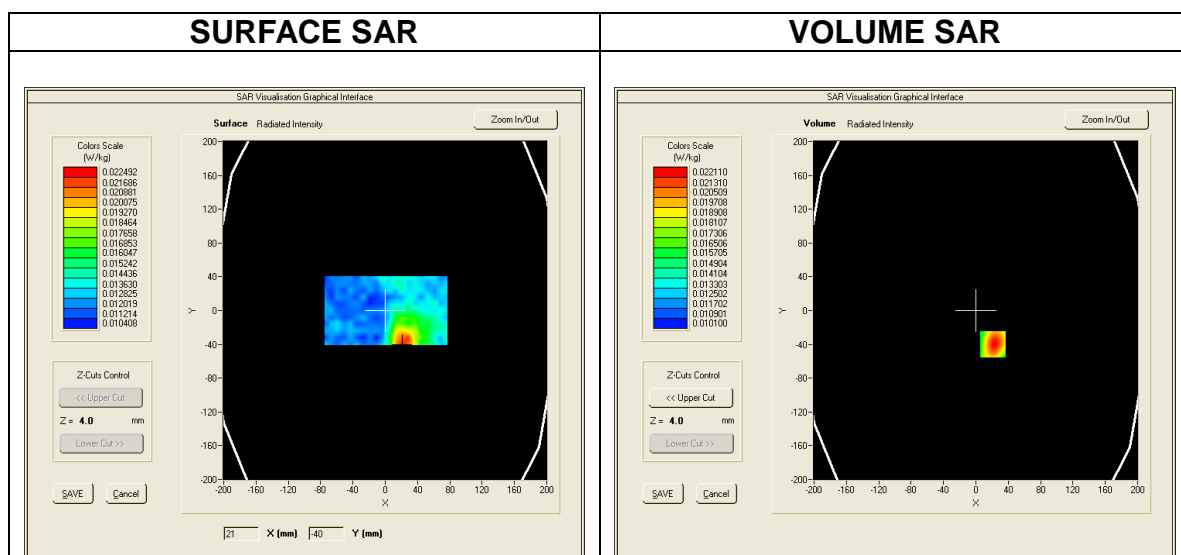
SAR 10g (W/Kg)	0.020376
SAR 1g (W/Kg)	0.027972



MEASUREMENT 9
Date of measurement: 2016/07/08

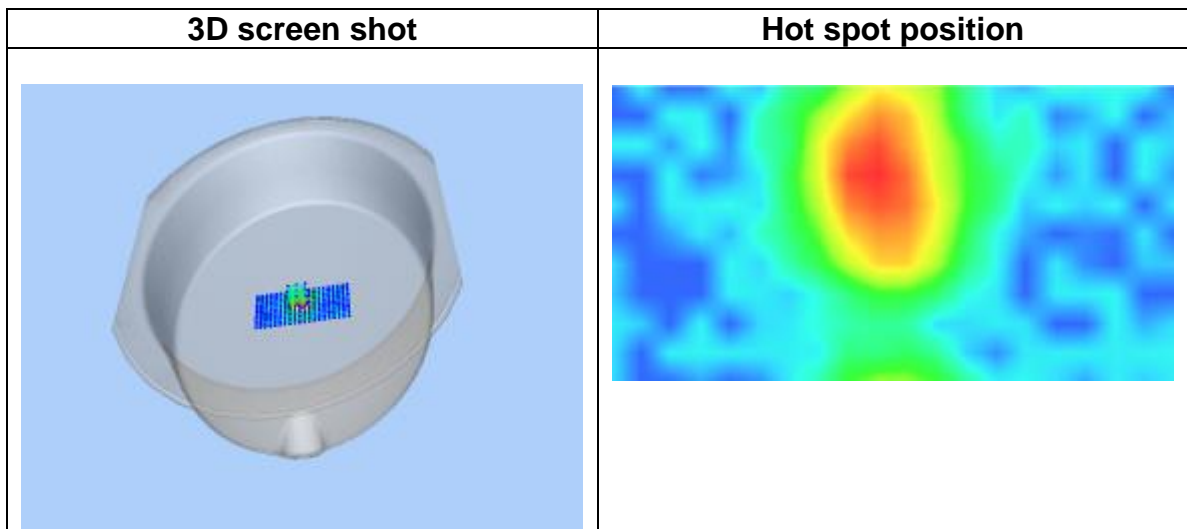
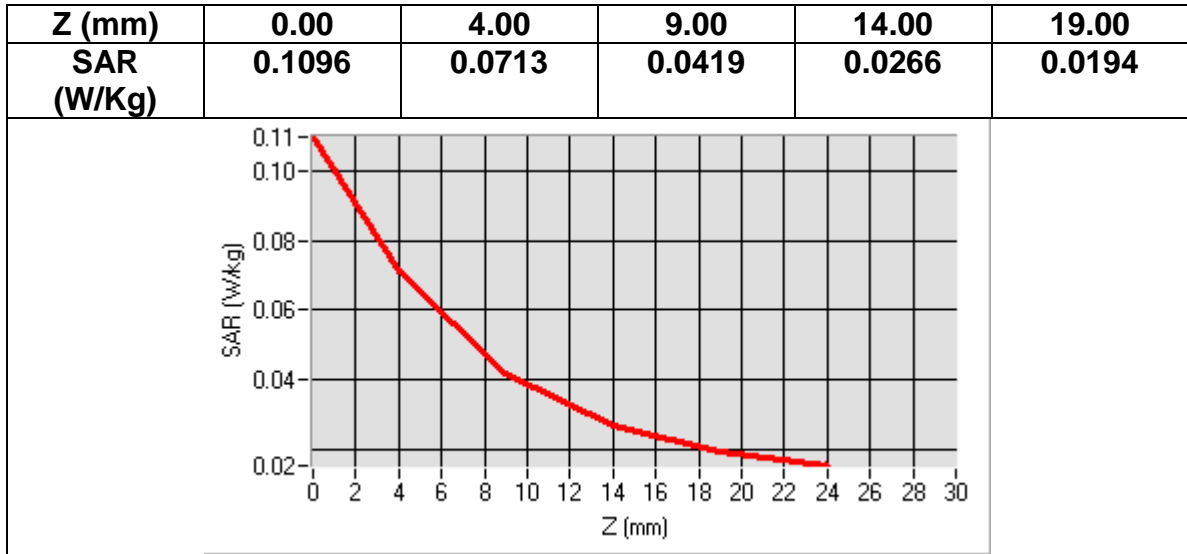
Area Scan	<u>dx=8mm dy=8mmh= 5.00 mm</u>
Zoom Scan	<u>7x7x7,dx=5mm dy=5mm dz=5mm, dx=8mm dy=8mm, h= 5.00 mm</u>
Phantom	<u>ELLI16</u>
Device Position	<u>Left</u>
Band	<u>CUSTOM (WIFI)</u>
Channels	<u>Low</u>
Signal	<u>Duty Cycle: 1.00 (Crest factor: 1.0)</u>

Frequency (MHz)	2412.000000
Relative permittivity (real part)	52.767555
Relative permittivity (imaginary part)	13.167644
Conductivity (S/m)	1.964464
Variation (%)	-1.530000



Maximum location: X=7.00, Y=-25.00
SAR Peak: 0.11 W/kg

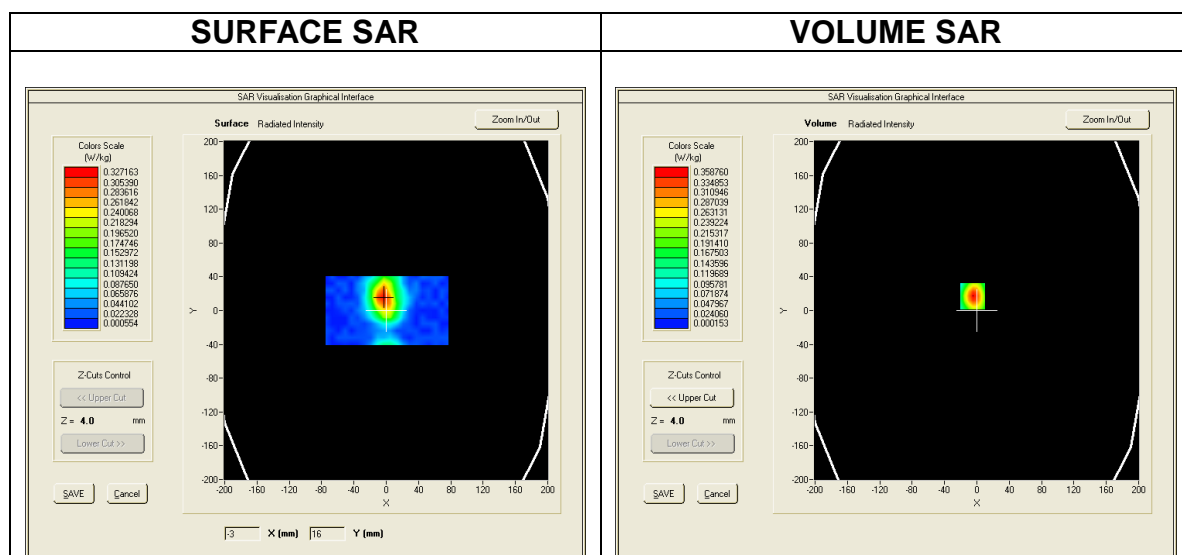
SAR 10g (W/Kg)	0.041159
SAR 1g (W/Kg)	0.068921



MEASUREMENT 10
Date of measurement: 2016/07/08

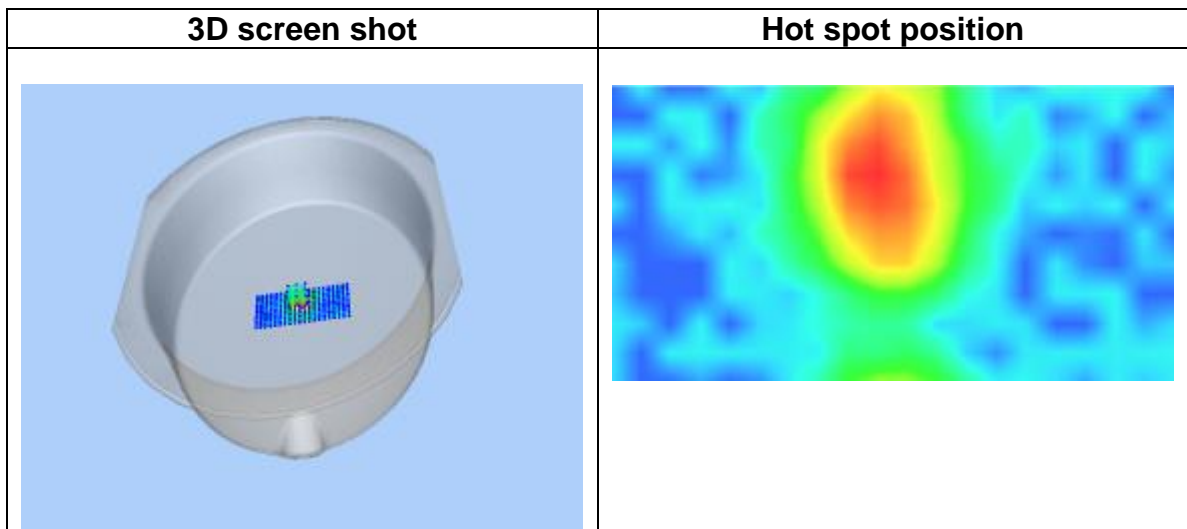
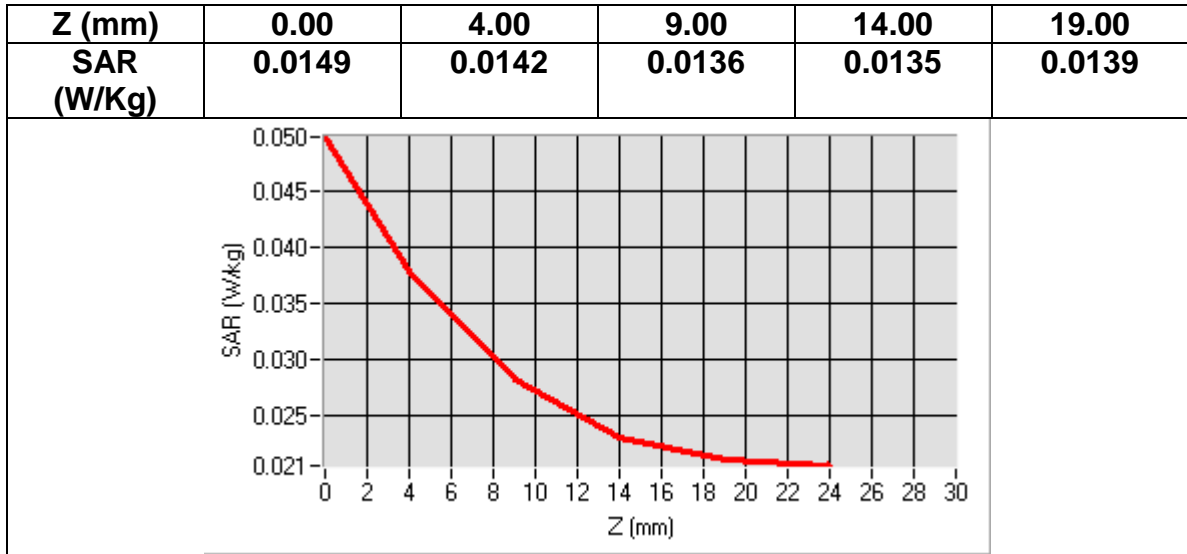
Area Scan	<u>dx=8mm dy=8mmh= 5.00 mm</u>
Zoom Scan	<u>7x7x7,dx=5mm dy=5mm dz=5mm, dx=8mm dy=8mm, h= 5.00 mm</u>
Phantom	<u>ELLI16</u>
Device Position	<u>Right</u>
Band	<u>CUSTOM (WIFI)</u>
Channels	<u>Low</u>
Signal	<u>Duty Cycle: 1.00 (Crest factor: 1.0)</u>

Frequency (MHz)	2412.000000
Relative permittivity (real part)	52.767555
Relative permittivity (imaginary part)	13.167644
Conductivity (S/m)	1.964464
Variation (%)	3.890000



Maximum location: X=5.00, Y=-16.00
SAR Peak: 0.02 W/kg

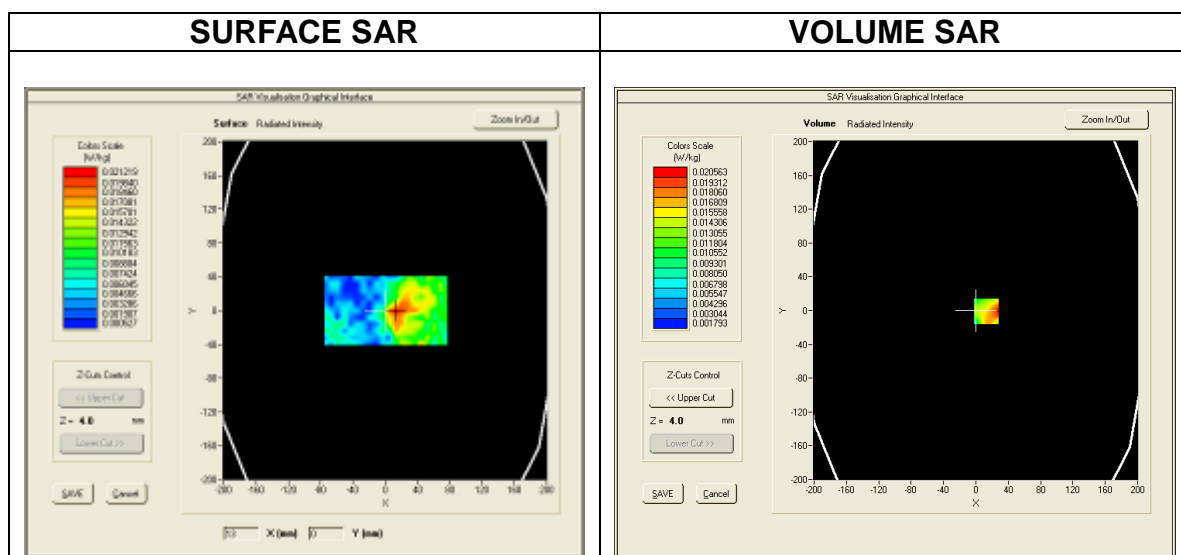
SAR 10g (W/Kg)	0.014889
SAR 1g (W/Kg)	0.015542



MEASUREMENT 11
 Date of measurement: 2016/07/08

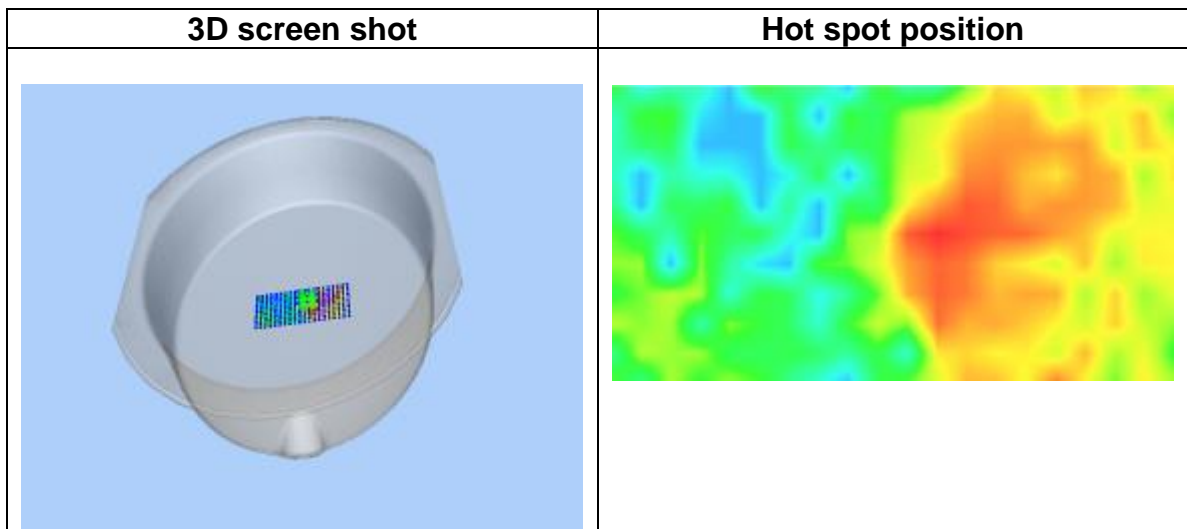
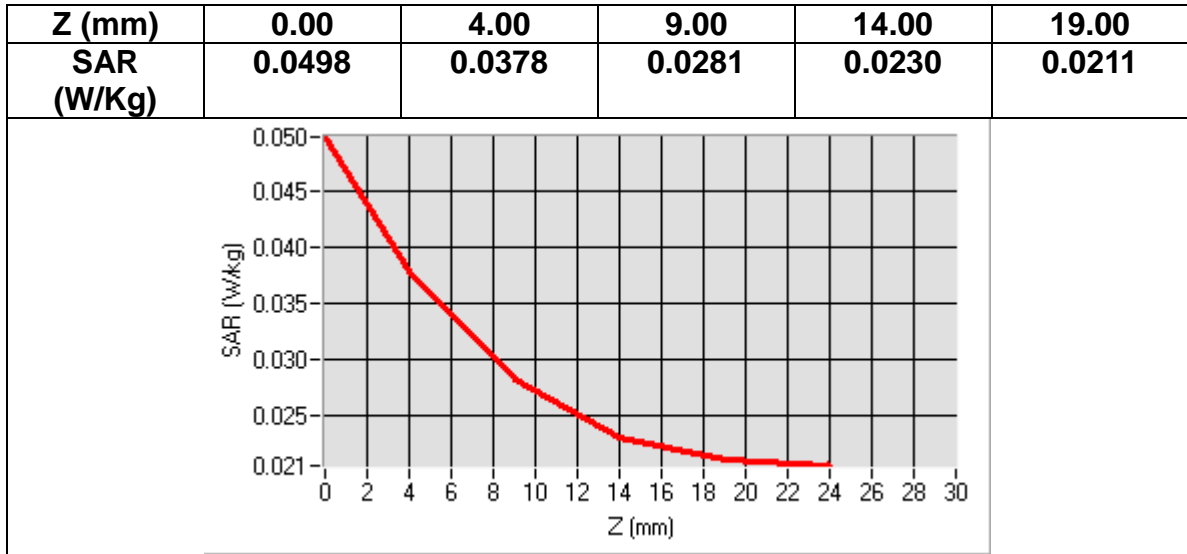
Area Scan	<u>dx=8mm dy=8mmh= 5.00 mm</u>
Zoom Scan	<u>7x7x7,dx=5mm dy=5mm dz=5mm, dx=8mm dy=8mm, h= 5.00 mm</u>
Phantom	<u>ELLI16</u>
Device Position	<u>Bottom</u>
Band	<u>CUSTOM (WIFI)</u>
Channels	<u>Middle</u>
Signal	<u>Duty Cycle: 1.00 (Crest factor: 1.0)</u>

Frequency (MHz)	2442.000000
Relative permittivity (real part)	52.774222
Relative permittivity (imaginary part)	13.208978
Conductivity (S/m)	1.992018
Variation (%)	-12.070000



Maximum location: X=-42.00, Y=22.00
SAR Peak: 0.05 W/kg

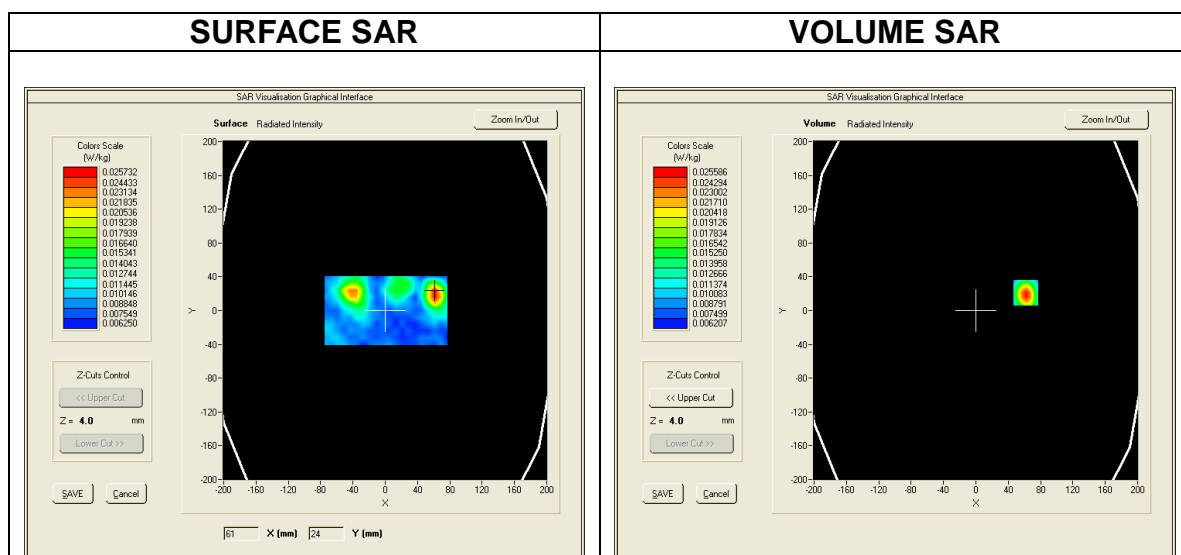
SAR 10g (W/Kg)	0.028552
SAR 1g (W/Kg)	0.037654



MEASUREMENT 12
 Date of measurement: 2016/07/08

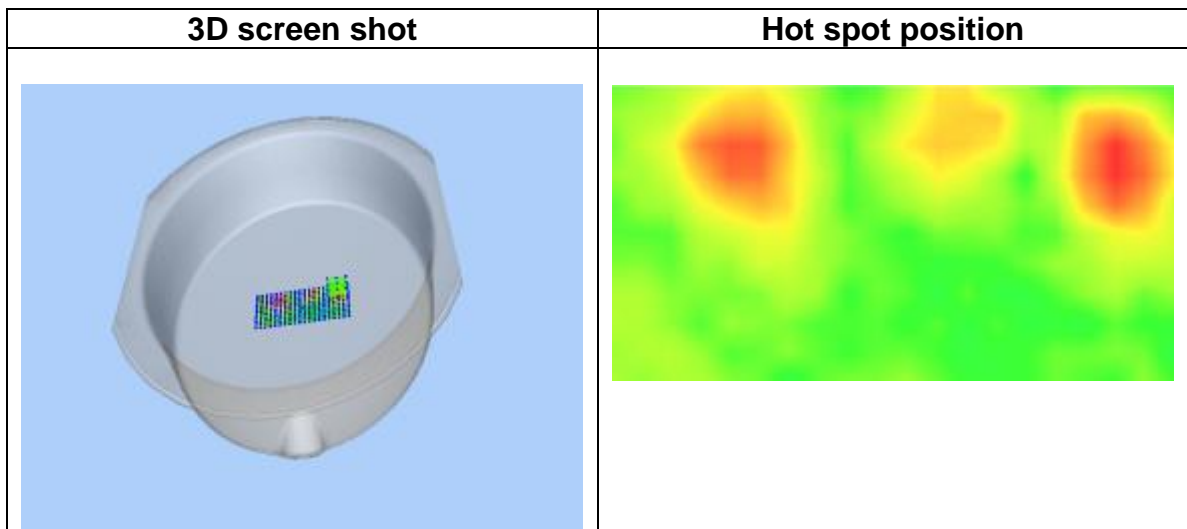
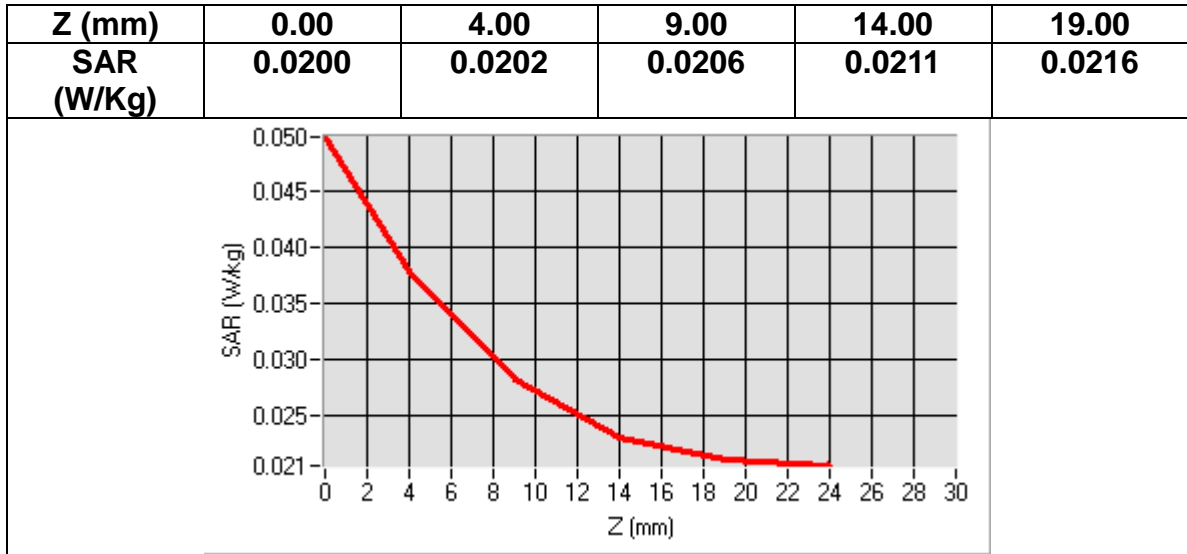
Area Scan	<u>dx=8mm dy=8mmh= 5.00 mm</u>
Zoom Scan	<u>7x7x7,dx=5mm dy=5mm dz=5mm, dx=8mm dy=8mm, h= 5.00 mm</u>
Phantom	<u>ELLI16</u>
Device Position	<u>Front</u>
Band	<u>CUSTOM (WIFI)</u>
Channels	<u>Middle</u>
Signal	<u>Duty Cycle: 1.00 (Crest factor: 1.0)</u>

Frequency (MHz)	2442.000000
Relative permittivity (real part)	52.774222
Relative permittivity (imaginary part)	13.208978
Conductivity (S/m)	1.992018
Variation (%)	-1.980000



Maximum location: X=-27.00, Y=-24.00
SAR Peak: 0.03 W/kg

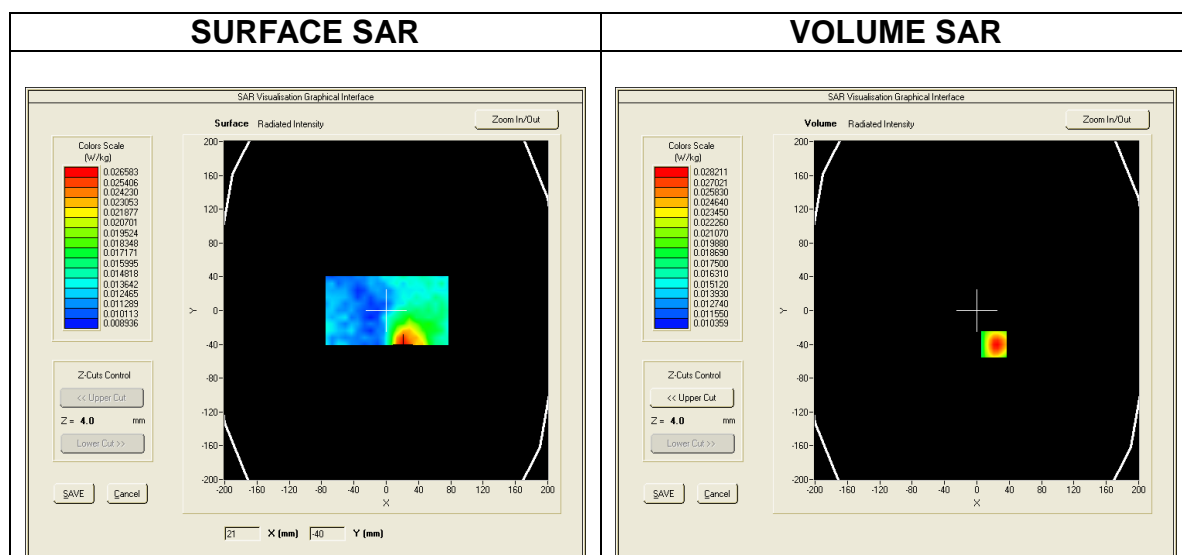
SAR 10g (W/Kg)	0.022277
SAR 1g (W/Kg)	0.024446



MEASUREMENT 13
Date of measurement: 2016/07/08

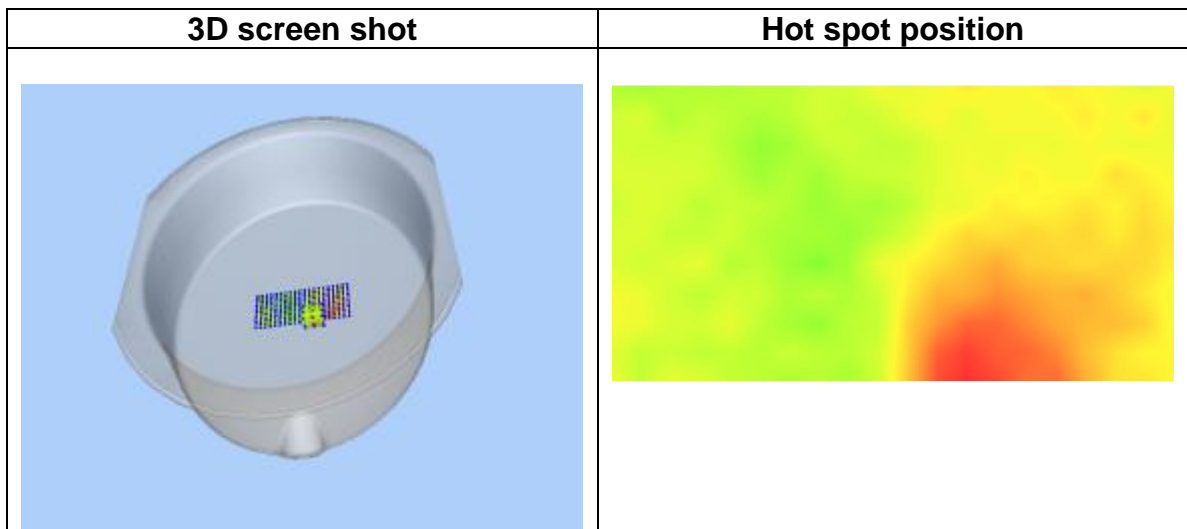
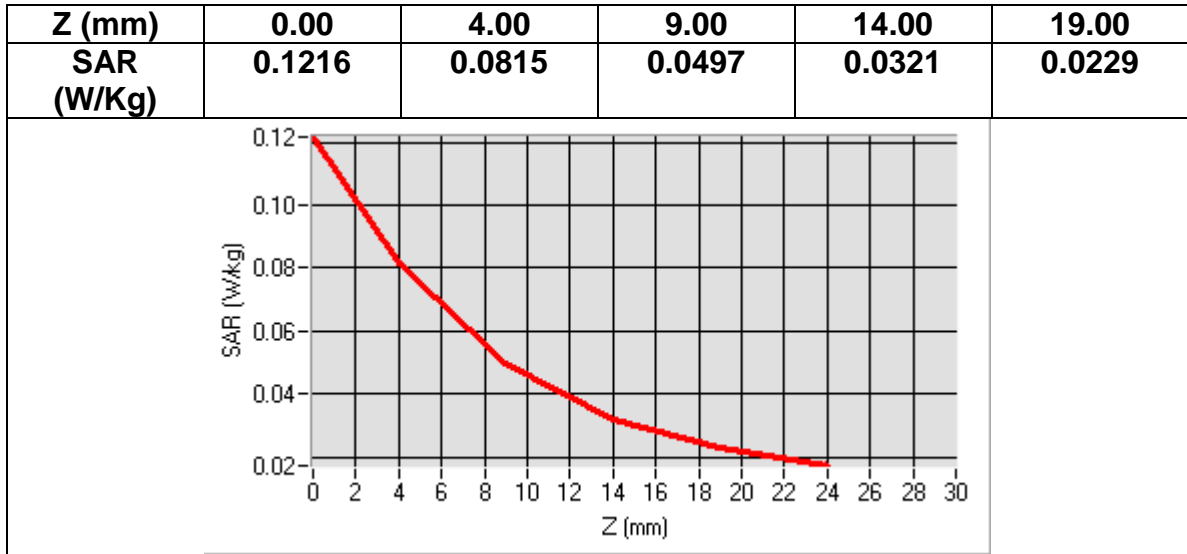
Area Scan	<u>dx=8mm dy=8mmh= 5.00 mm</u>
Zoom Scan	<u>7x7x7,dx=5mm dy=5mm dz=5mm, dx=8mm dy=8mm, h= 5.00 mm</u>
Phantom	<u>ELLI16</u>
Device Position	<u>Left</u>
Band	<u>CUSTOM (WIFI)</u>
Channels	<u>Middle</u>
Signal	<u>Duty Cycle: 1.00 (Crest factor: 1.0)</u>

Frequency (MHz)	2442.000000
Relative permittivity (real part)	52.774222
Relative permittivity (imaginary part)	13.208978
Conductivity (S/m)	1.992018
Variation (%)	4.380000



Maximum location: X=5.00, Y=-31.00
SAR Peak: 0.12 W/kg

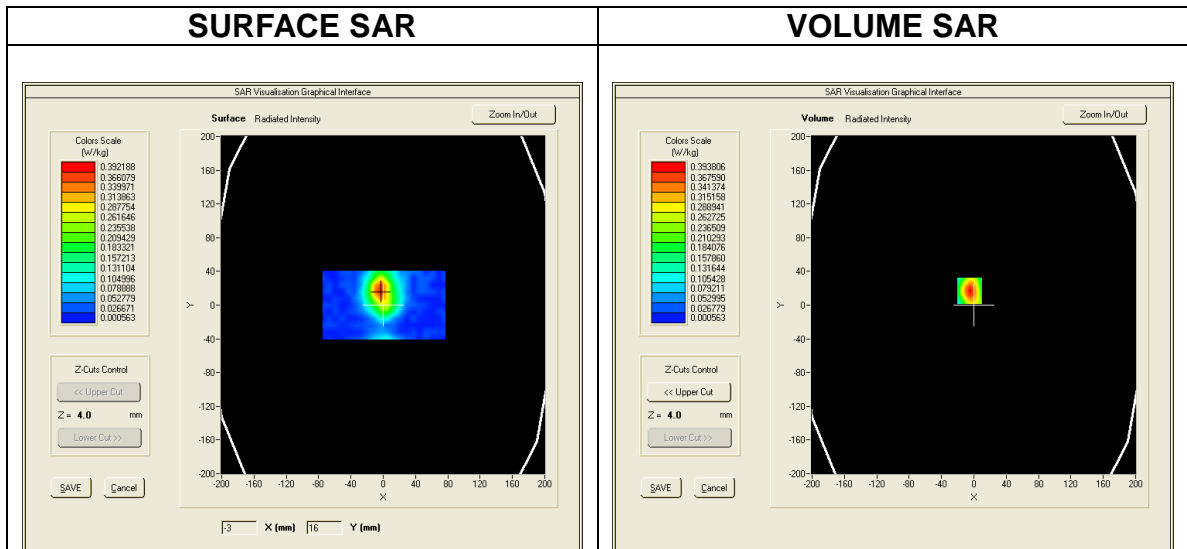
SAR 10g (W/Kg)	0.047676
SAR 1g (W/Kg)	0.079196



MEASUREMENT 14
 Date of measurement: 2016/07/08

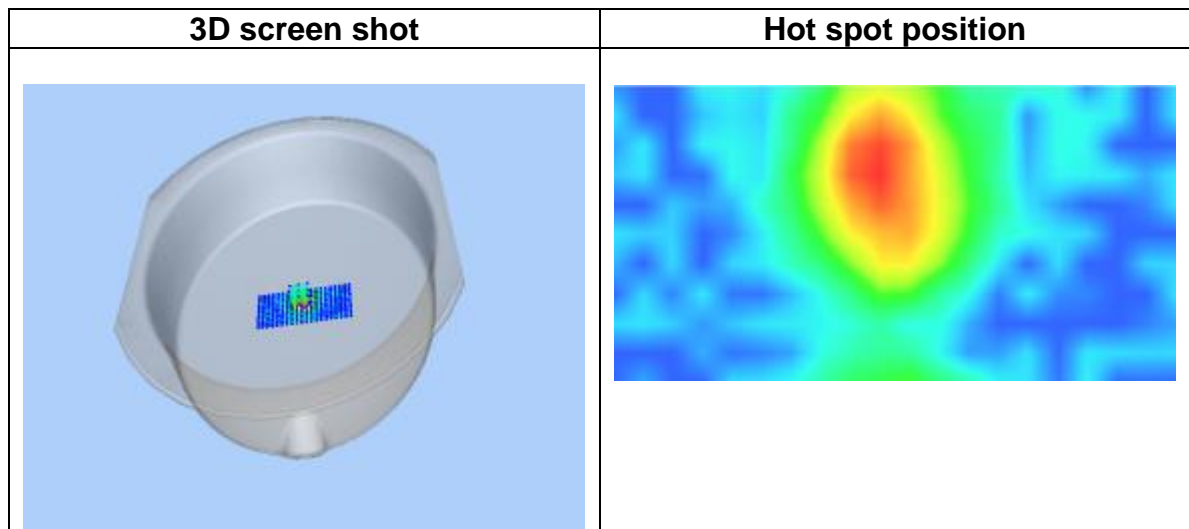
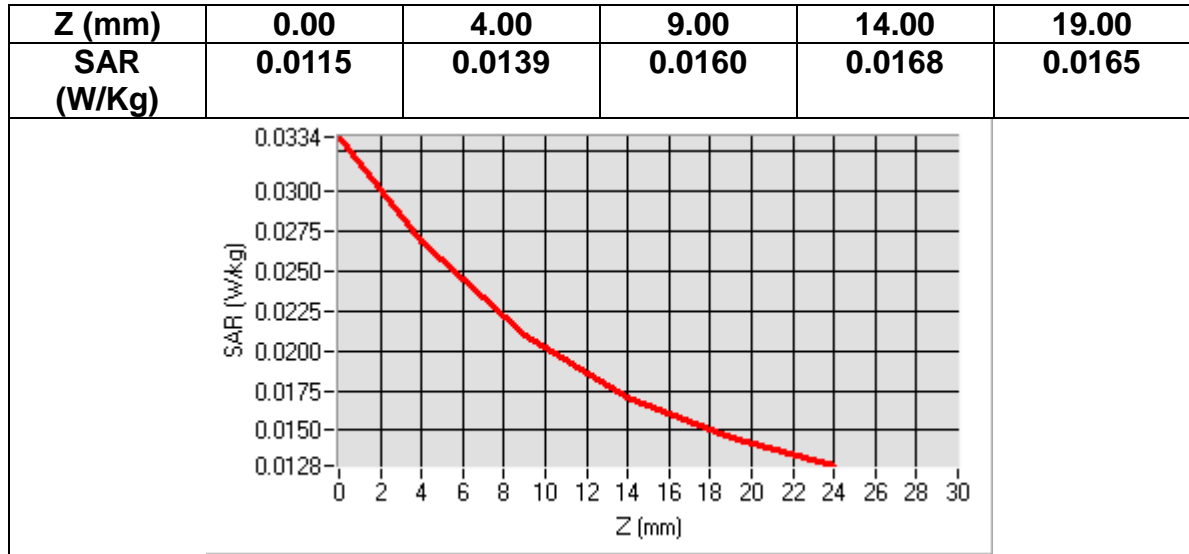
Area Scan	<u>dx=8mm dy=8mmh= 5.00 mm</u>
Zoom Scan	<u>7x7x7,dx=5mm dy=5mm dz=5mm, dx=8mm dy=8mm, h= 5.00 mm</u>
Phantom	<u>ELL16</u>
Device Position	<u>Right</u>
Band	<u>CUSTOM (WIFI)</u>
Channels	<u>Middle</u>
Signal	<u>Duty Cycle: 1.00 (Crest factor: 1.0)</u>

Frequency (MHz)	2442.000000
Relative permittivity (real part)	52.774222
Relative permittivity (imaginary part)	13.208978
Conductivity (S/m)	1.992018
Variation (%)	1.620000



Maximum location: X=5.00, Y=-16.00
SAR Peak: 0.02 W/kg

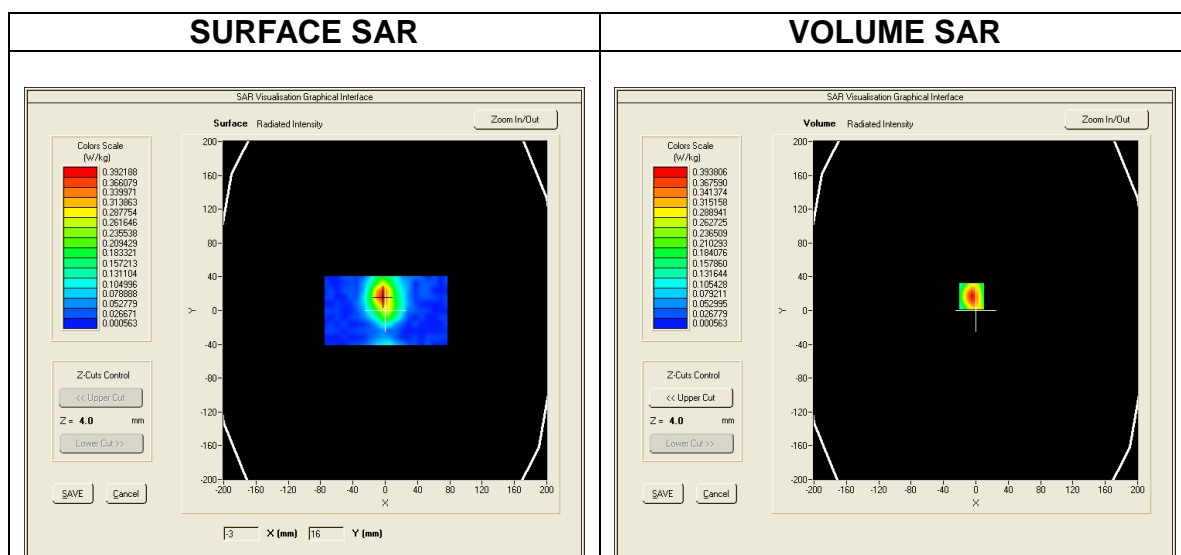
SAR 10g (W/Kg)	0.016511
SAR 1g (W/Kg)	0.017147



MEASUREMENT 15
Date of measurement: 2016/07/08

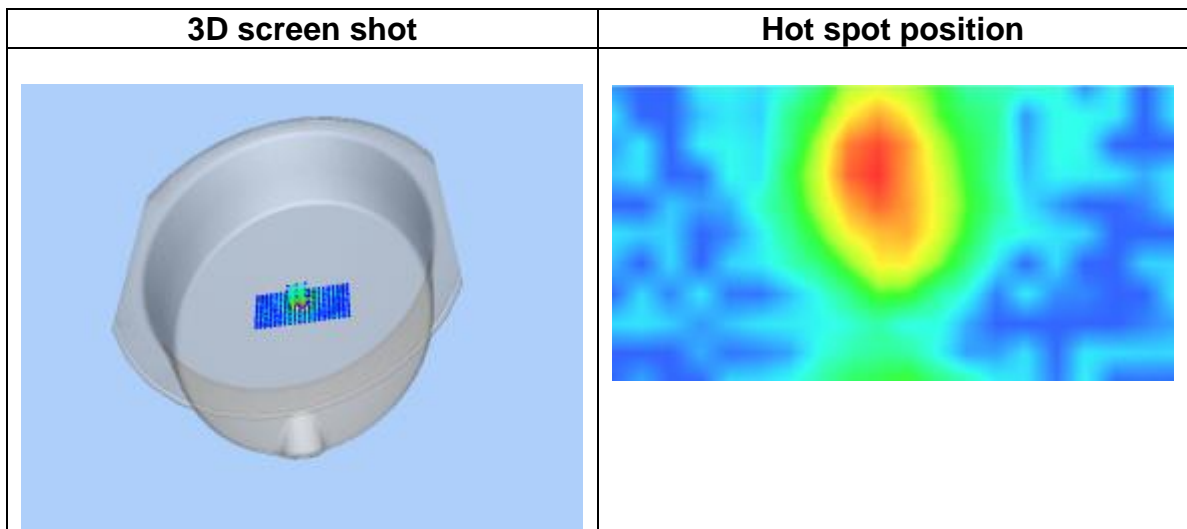
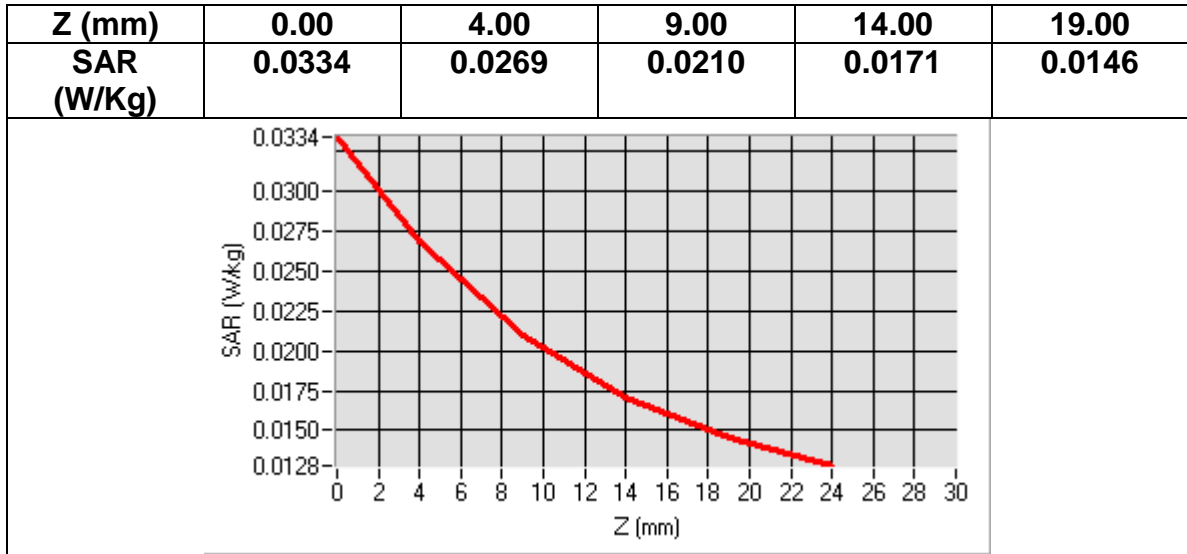
Area Scan	<u>dx=8mm dy=8mmh= 5.00 mm</u>
Zoom Scan	<u>7x7x7,dx=5mm dy=5mm dz=5mm, dx=8mm dy=8mm, h= 5.00 mm</u>
Phantom	<u>ELLI16</u>
Device Position	<u>Front</u>
Band	<u>CUSTOM (WIFI)</u>
Channels	<u>High</u>
Signal	<u>Duty Cycle: 1.00 (Crest factor: 1.0)</u>

Frequency (MHz)	2472.000000
Relative permittivity (real part)	52.778001
Relative permittivity (imaginary part)	13.267200
Conductivity (S/m)	1.992029
Variation (%)	-2.890000



Maximum location: X=-24.00, Y=21.00
SAR Peak: 0.03 W/kg

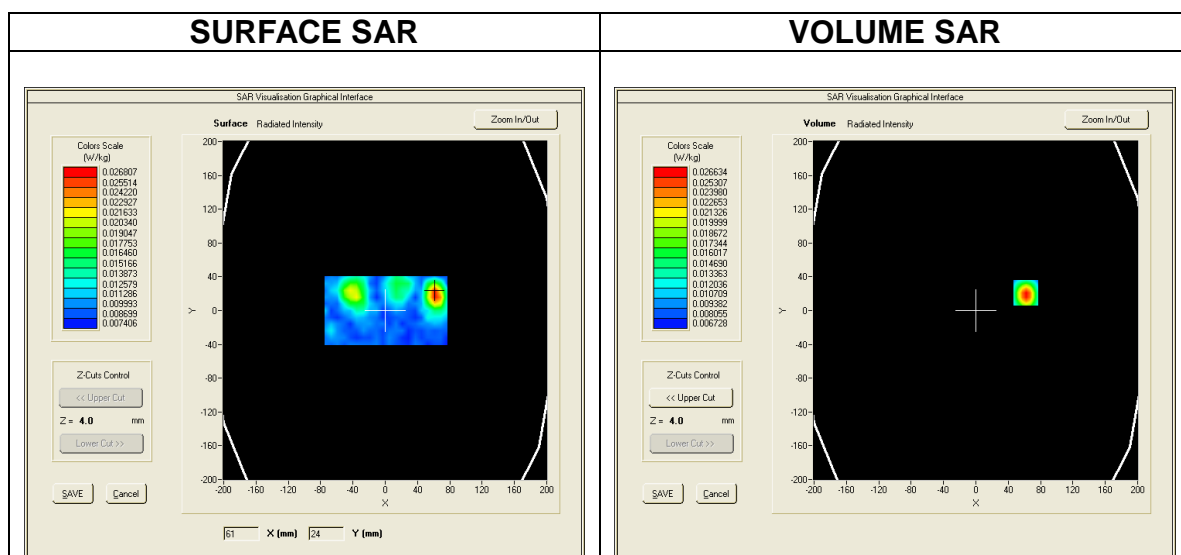
SAR 10g (W/Kg)	0.019711
SAR 1g (W/Kg)	0.026272



MEASUREMENT 16
Date of measurement: 2016/07/08

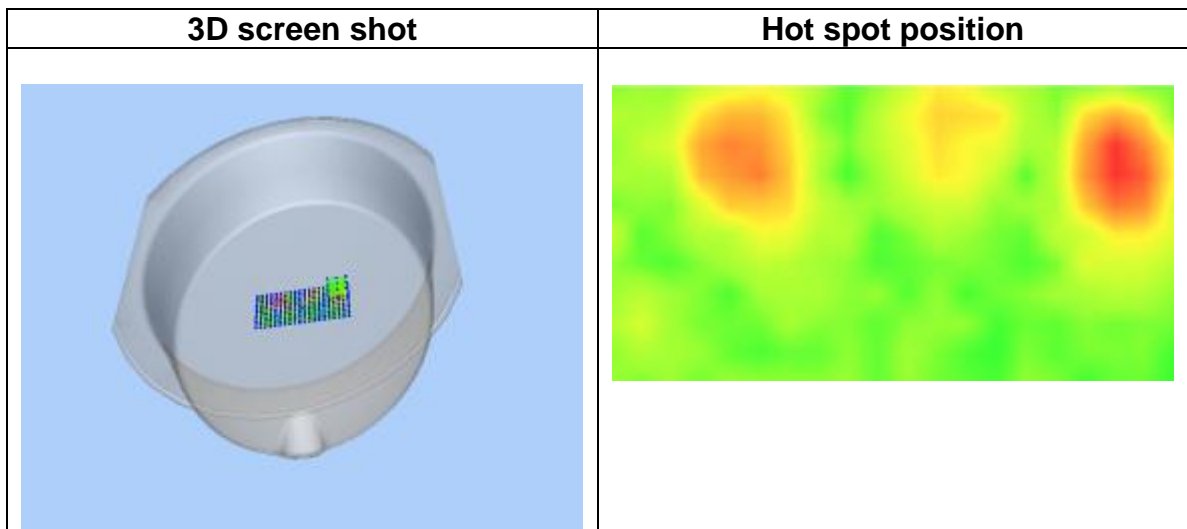
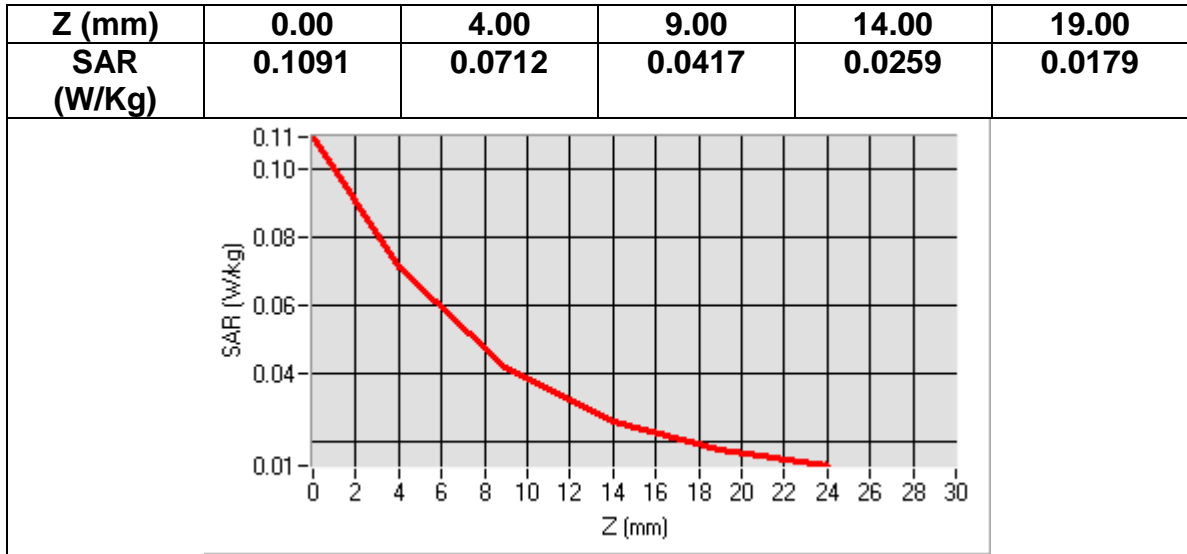
Area Scan	<u>dx=8mm dy=8mmh= 5.00 mm</u>
Zoom Scan	<u>7x7x7,dx=5mm dy=5mm dz=5mm, dx=8mm dy=8mm, h= 5.00 mm</u>
Phantom	<u>ELL16</u>
Device Position	<u>Left</u>
Band	<u>CUSTOM (WIFI)</u>
Channels	<u>High</u>
Signal	<u>Duty Cycle: 1.00 (Crest factor: 1.0)</u>

Frequency (MHz)	2472.000000
Relative permittivity (real part)	52.778001
Relative permittivity (imaginary part)	13.267200
Conductivity (S/m)	1.992029
Variation (%)	-4.630000



Maximum location: X=8.00, Y=-29.00
SAR Peak: 0.11 W/kg

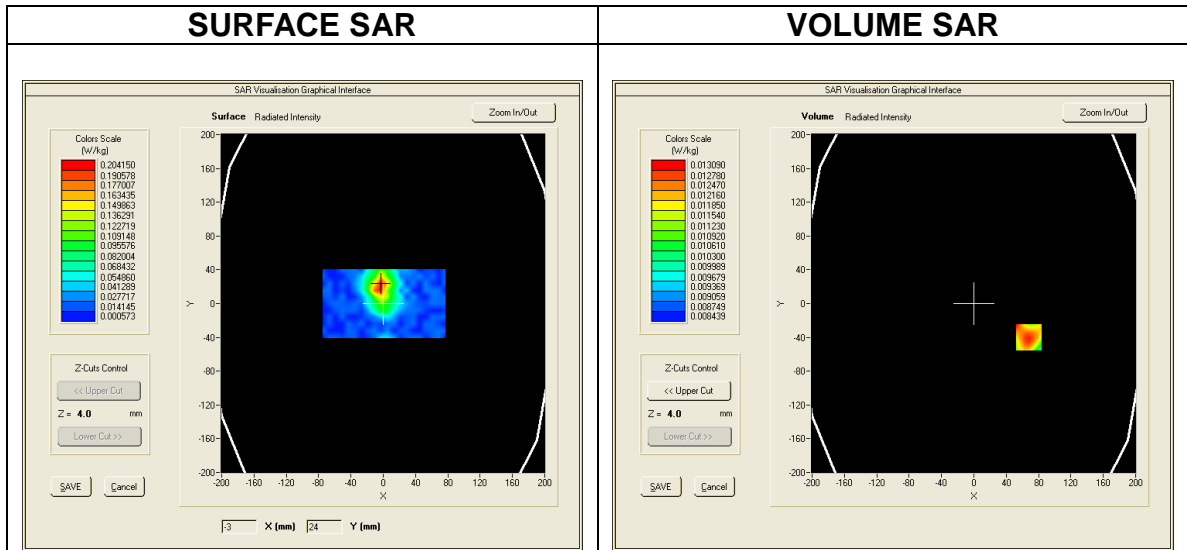
SAR 10g (W/Kg)	0.040083
SAR 1g (W/Kg)	0.068985



MEASUREMENT 17
 Date of measurement: 2016/07/08

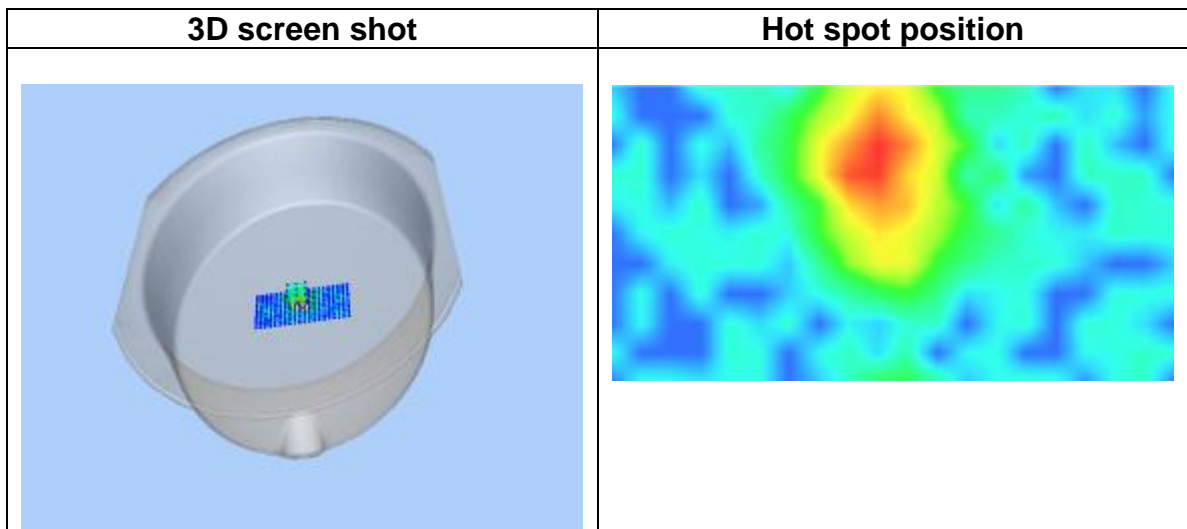
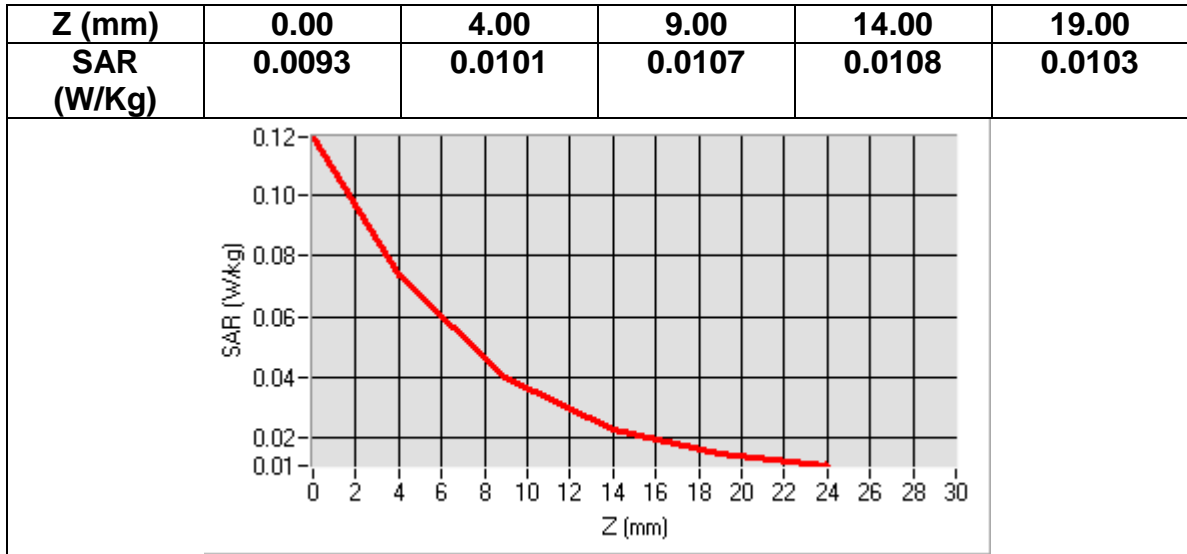
Area Scan	<u>dx=8mm dy=8mmh= 5.00 mm</u>
Zoom Scan	<u>7x7x7,dx=5mm dy=5mm dz=5mm, dx=8mm dy=8mm, h= 5.00 mm</u>
Phantom	<u>ELLI16</u>
Device Position	<u>Right</u>
Band	<u>CUSTOM (WIFI)</u>
Channels	<u>High</u>
Signal	<u>Duty Cycle: 1.00 (Crest factor: 1.0)</u>

Frequency (MHz)	2472.000000
Relative permittivity (real part)	52.778001
Relative permittivity (imaginary part)	13.267200
Conductivity (S/m)	1.992029
Variation (%)	-1.320000



Maximum location: X=-32.00, Y=-31.00
SAR Peak: 0.01 W/kg

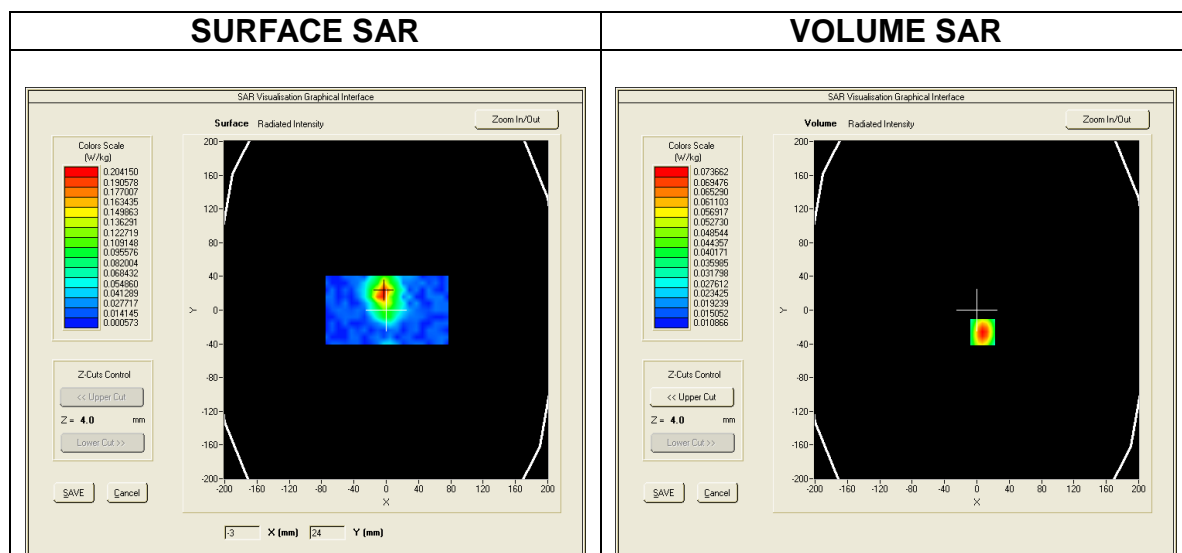
SAR 10g (W/Kg)	0.011253
SAR 1g (W/Kg)	0.011788



MEASUREMENT 18
 Date of measurement: 2016/07/08

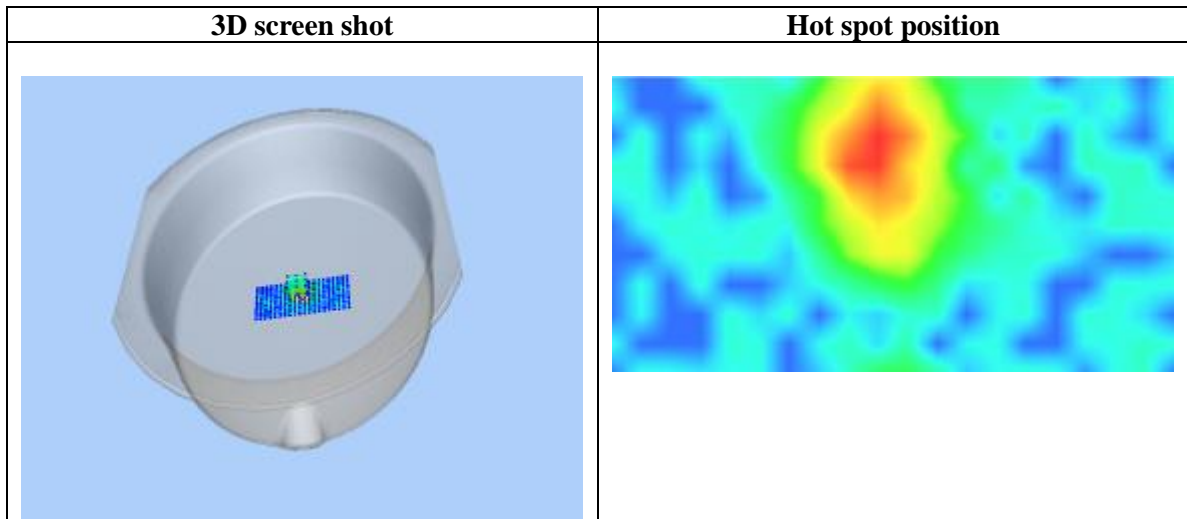
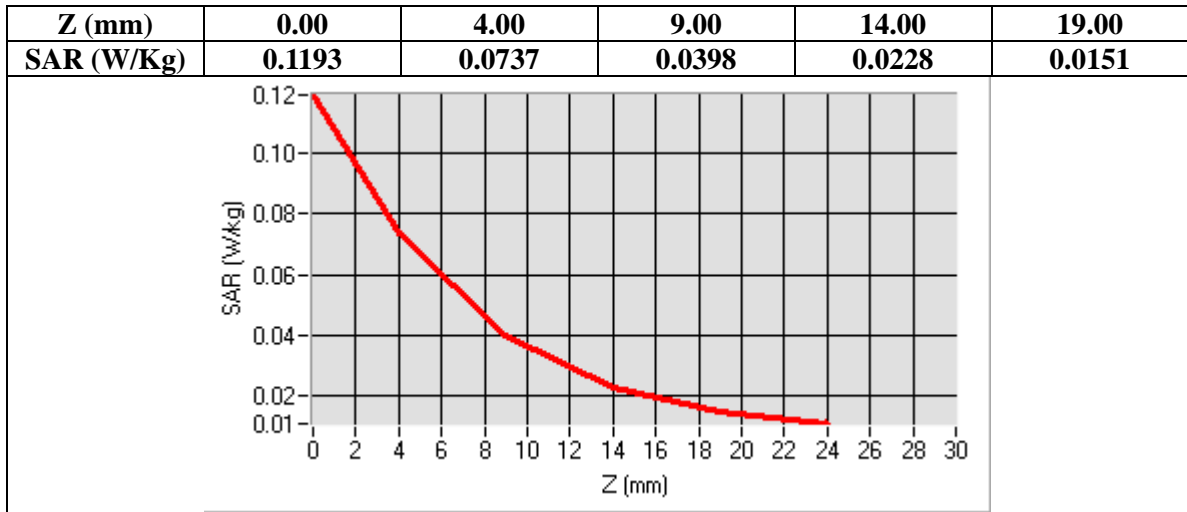
Area Scan	<u>dx=8mm dy=8mmh= 5.00 mm</u>
Zoom Scan	<u>7x7x7,dx=5mm dy=5mm dz=5mm, dx=8mm dy=8mm, h= 5.00 mm</u>
Phantom	<u>ELLI16</u>
Device Position	<u>Bottom</u>
Band	<u>CUSTOM (WIFI)</u>
Channels	<u>High</u>
Signal	<u>Duty Cycle: 1.00 (Crest factor: 1.0)</u>

Frequency (MHz)	2472.000000
Relative permittivity (real part)	52.778001
Relative permittivity (imaginary part)	13.267200
Conductivity (S/m)	1.992029
Variation (%)	3.380000



Maximum location: X=7.00, Y=-26.00
SAR Peak: 0.12 W/kg

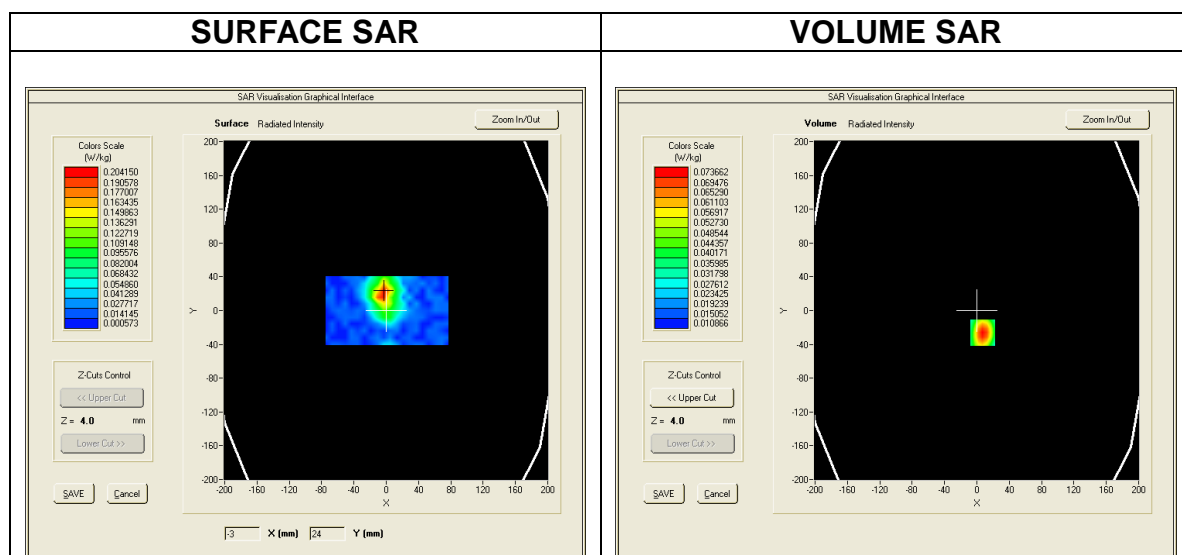
SAR 10g (W/Kg)	0.039469
SAR 1g (W/Kg)	0.070955



MEASUREMENT 19
Date of measurement: 2016/07/08

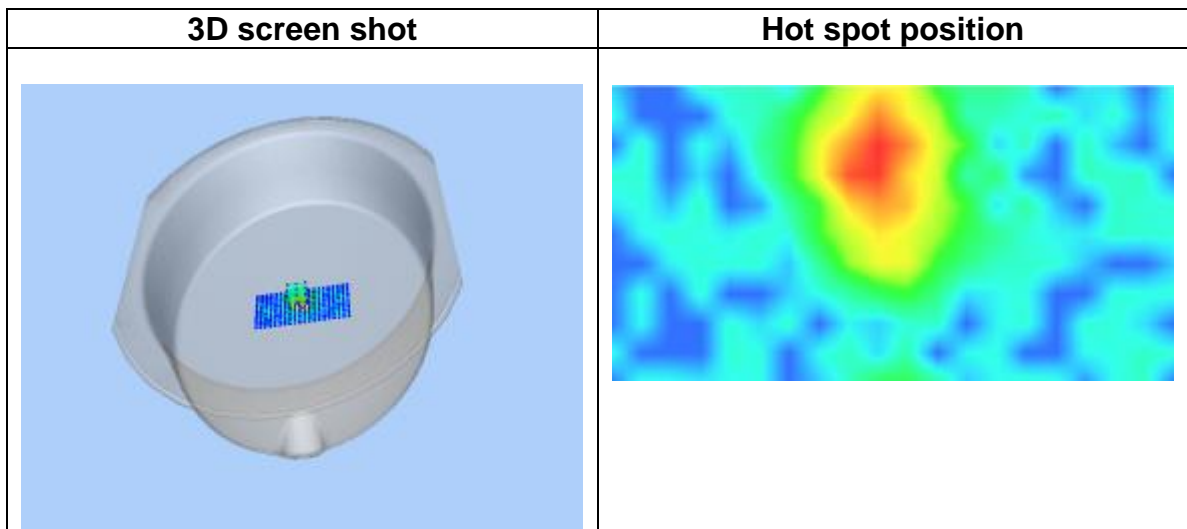
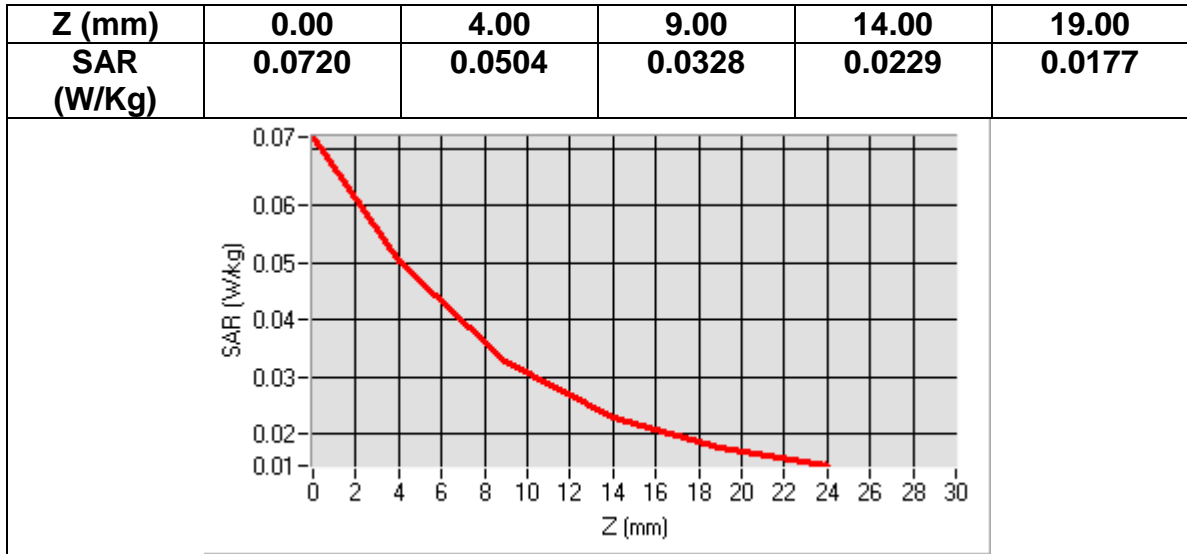
Area Scan	<u>dx=8mm dy=8mmh= 5.00 mm</u>
Zoom Scan	<u>7x7x7,dx=5mm dy=5mm dz=5mm, dx=8mm dy=8mm, h= 5.00 mm</u>
Phantom	<u>ELLI16</u>
Device Position	<u>Back</u>
Band	<u>CUSTOM (WIFI)</u>
Channels	<u>Low</u>
Signal	<u>Duty Cycle: 1.00 (Crest factor: 1.0)</u>

Frequency (MHz)	2412.000000
Relative permittivity (real part)	52.767555
Relative permittivity (imaginary part)	13.167644
Conductivity (S/m)	1.964464
Variation (%)	4.070000



Maximum location: X=14.00, Y=-31.00
SAR Peak: 0.07 W/kg

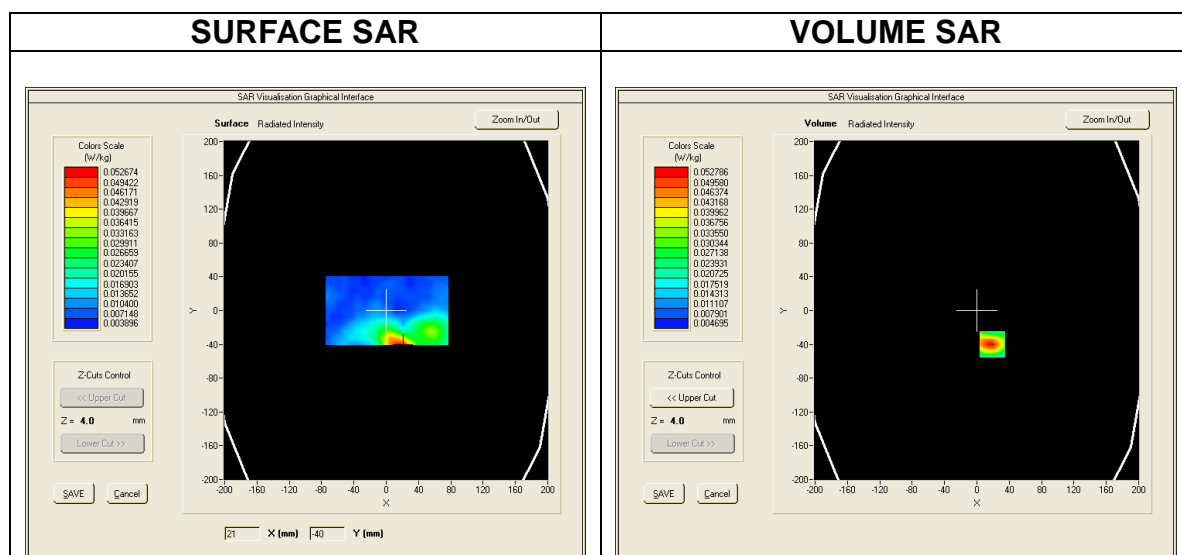
SAR 10g (W/Kg)	0.032133
SAR 1g (W/Kg)	0.049558



MEASUREMENT 20
Date of measurement: 2016/07/08

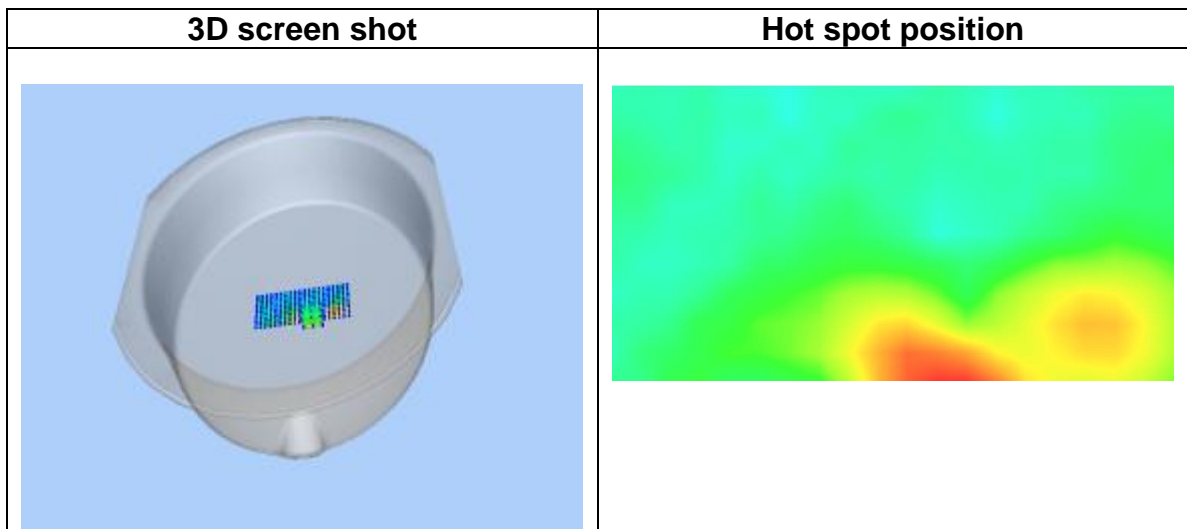
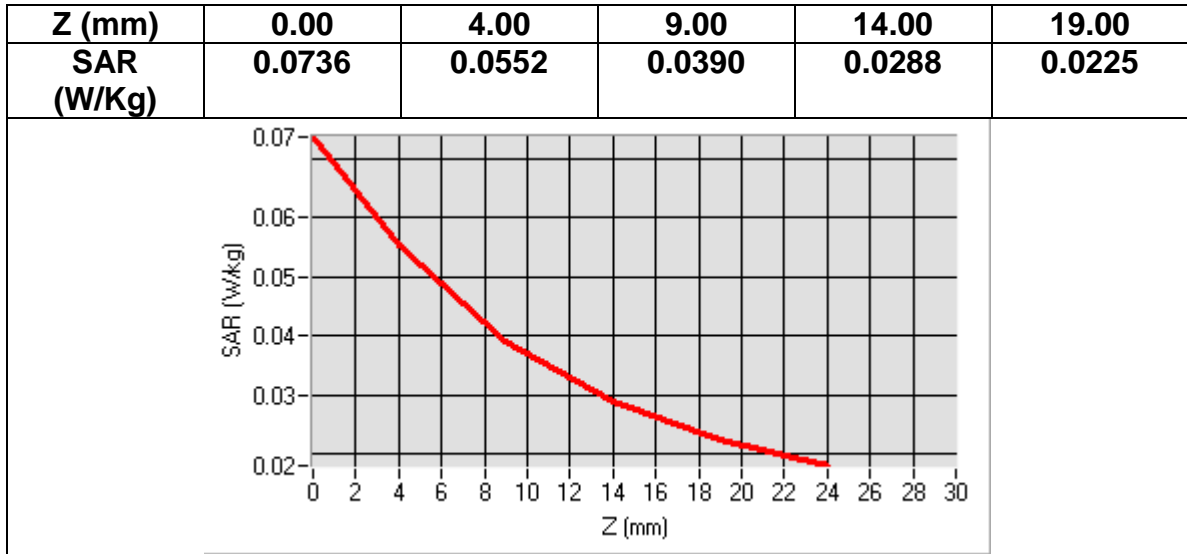
Area Scan	<u>dx=8mm dy=8mmh= 5.00 mm</u>
Zoom Scan	<u>7x7x7,dx=5mm dy=5mm dz=5mm, dx=8mm dy=8mm, h= 5.00 mm</u>
Phantom	<u>ELLI16</u>
Device Position	<u>Back</u>
Band	<u>CUSTOM (WIFI)</u>
Channels	<u>Middle</u>
Signal	<u>Duty Cycle: 1.00 (Crest factor: 1.0)</u>

Frequency (MHz)	2442.000000
Relative permittivity (real part)	52.774222
Relative permittivity (imaginary part)	13.208978
Conductivity (S/m)	1.992018
Variation (%)	4.130000



Maximum location: X=29.00, Y=-40.00
SAR Peak: 0.07 W/kg

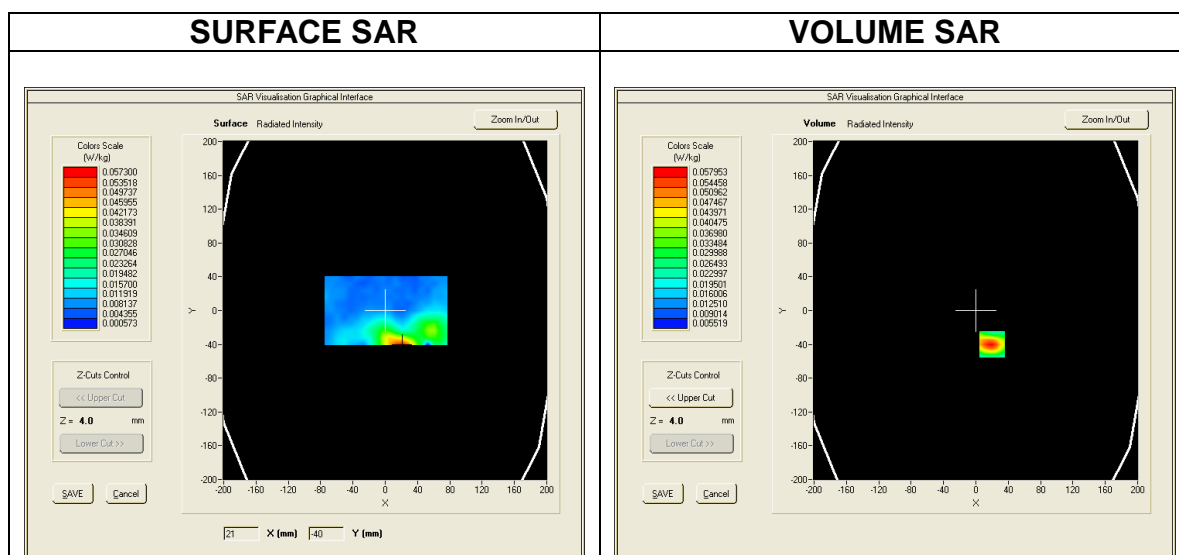
SAR 10g (W/Kg)	0.036736
SAR 1g (W/Kg)	0.054117



MEASUREMENT 21
Date of measurement: 2016/07/08

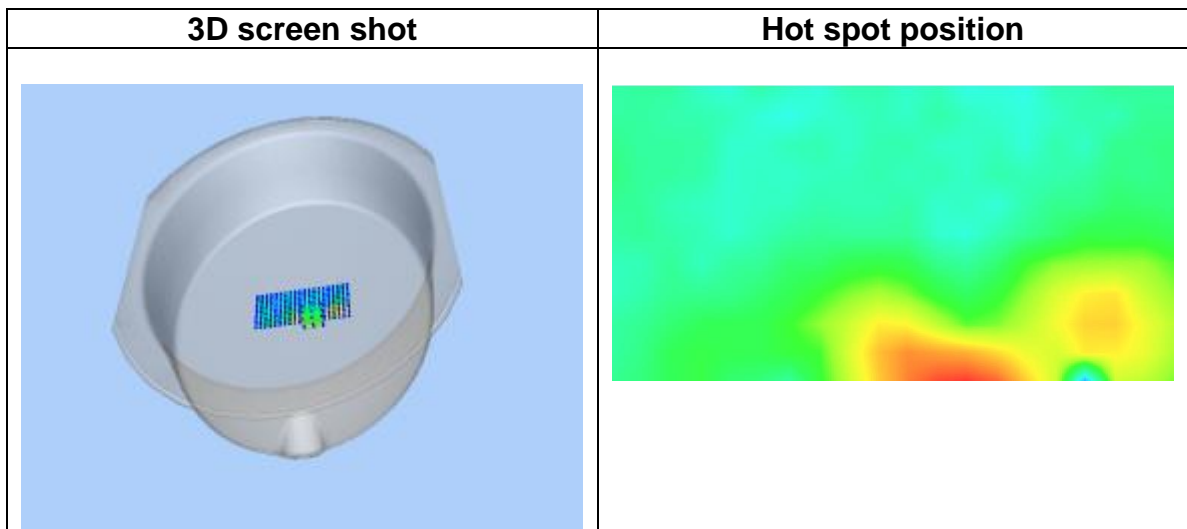
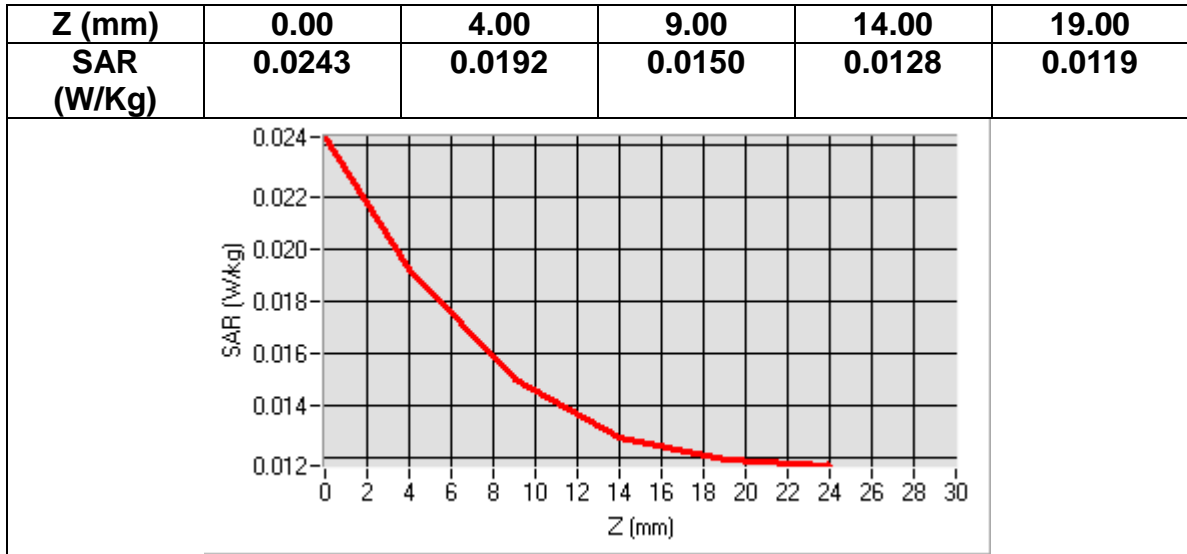
Area Scan	<u>dx=8mm dy=8mmh= 5.00 mm</u>
Zoom Scan	<u>7x7x7,dx=5mm dy=5mm dz=5mm, dx=8mm dy=8mm, h= 5.00 mm</u>
Phantom	<u>ELLI16</u>
Device Position	<u>Back</u>
Band	<u>CUSTOM (WIFI)</u>
Channels	<u>High</u>
Signal	<u>Duty Cycle: 1.00 (Crest factor: 1.0)</u>

Frequency (MHz)	2472.000000
Relative permittivity (real part)	52.778001
Relative permittivity (imaginary part)	13.267200
Conductivity (S/m)	1.992029
Variation (%)	9.000000



Maximum location: X=-2.00, Y=-23.00
SAR Peak: 0.03 W/kg


SAR 10g (W/Kg)	0.016567
SAR 1g (W/Kg)	0.020499




APPENDIX A: EUT PHOTOS




APPENDIX B: TEST SETUP PHOTOS



LEFT CHEEK




LEFT TILT



RIGHT CHEEK



RIGHT TILT



BODY-FRONT

BODY-BACK



BODY-RIGHT

BODY-LEFT