

Figure 1
General Appearance of the EUT



Figure 2
Component Side of the PCB




Figure 3

Component Side of the PCB




Figure 4
Component Side of the PCB




Figure 5
Component Side of the PCB

Antenna




Figure 6
Component Side of the PCB

