

**PHOTOGRAPHS OF THE TESTSETUP OF A
BRAND MYLAPS, MODEL ProChip Communicator**

TÜV Rheinland Nederland B.V.
Eiberkamp 10
9351VT Leek
The Netherlands

Telephone: +31 888887888
Internet: www.tuv.com/nl
E-mail: products@nl.tuv.com




Table of contents

1	PHOTOGRAPHS OF THE TESTSETUP.....	3
1.1	RADIATED EMISSIONS.	3
1.1.1	<i>Radiated emissions setup H-field.....</i>	<i>3</i>
1.1.2	<i>Radiated emissions setup E-field.....</i>	<i>4</i>
1.1.3	<i>Radiated emissions setup detail, front and rear side.....</i>	<i>5</i>
2	AC POWER LINE CONDUCTED EMISSIONS TEST SETUP.....	6

1 Photographs of the testsetup.


1.1 Radiated emissions.

1.1.1 Radiated emissions setup H-field.






1.1.2 Radiated emissions setup E-field.





1.1.3 Radiated emissions setup detail, front and rear side.





2 AC Power Line Conducted Emissions Test setup



<<< END OF REPORT >>>