

Appendix 2 Photodocumentation

Description: Case opened

Division Medical Technology/
Communication Technology/
EMC


Department: FG

Test report reference:
M/FG-10/132

Page: 4 of 12

Date: 23.11.2010

checked by: *M*



Appendix 2 Photodocumentation

Description: RF shielding detached

Division Medical Technology/
Communication Technology/
EMC

Department: FG

Test report reference:
M/FG-10/132

Page: 5 of 12

Date: 23.11.2010

checked by: M



Appendix 2 Photodocumentation

Description: Detail view #1


Division Medical Technology/
Communication Technology/
EMC


Department: FG

Test report reference:
M/FG-10/132

Page: 6 of 12

Date: 23.11.2010

checked by: 



Appendix 2 Photodocumentation

Description: Detail view #2

Division Medical Technology/
Communication Technology/
EMC


Department: FG

Test report reference:
M/FG-10/132

Page: 7 of 12

Date: 23.11.2010

checked by: *h*



Appendix 2 Photodocumentation

Description: Backside of PCB

Division Medical Technology/
Communication Technology/
EMC


Department: FG

Test report reference:
M/FG-10/132

Page: 8 of 12

Date: 23.11.2010

checked by: M



Appendix 2 Photodocumentation

Description: Backside of case

Division Medical Technology/
Communication Technology/
EMC

Department: FG

Test report reference:
M/FG-10/132

Page: 9 of 12

Date: 23.11.2010

checked by: *M*

