

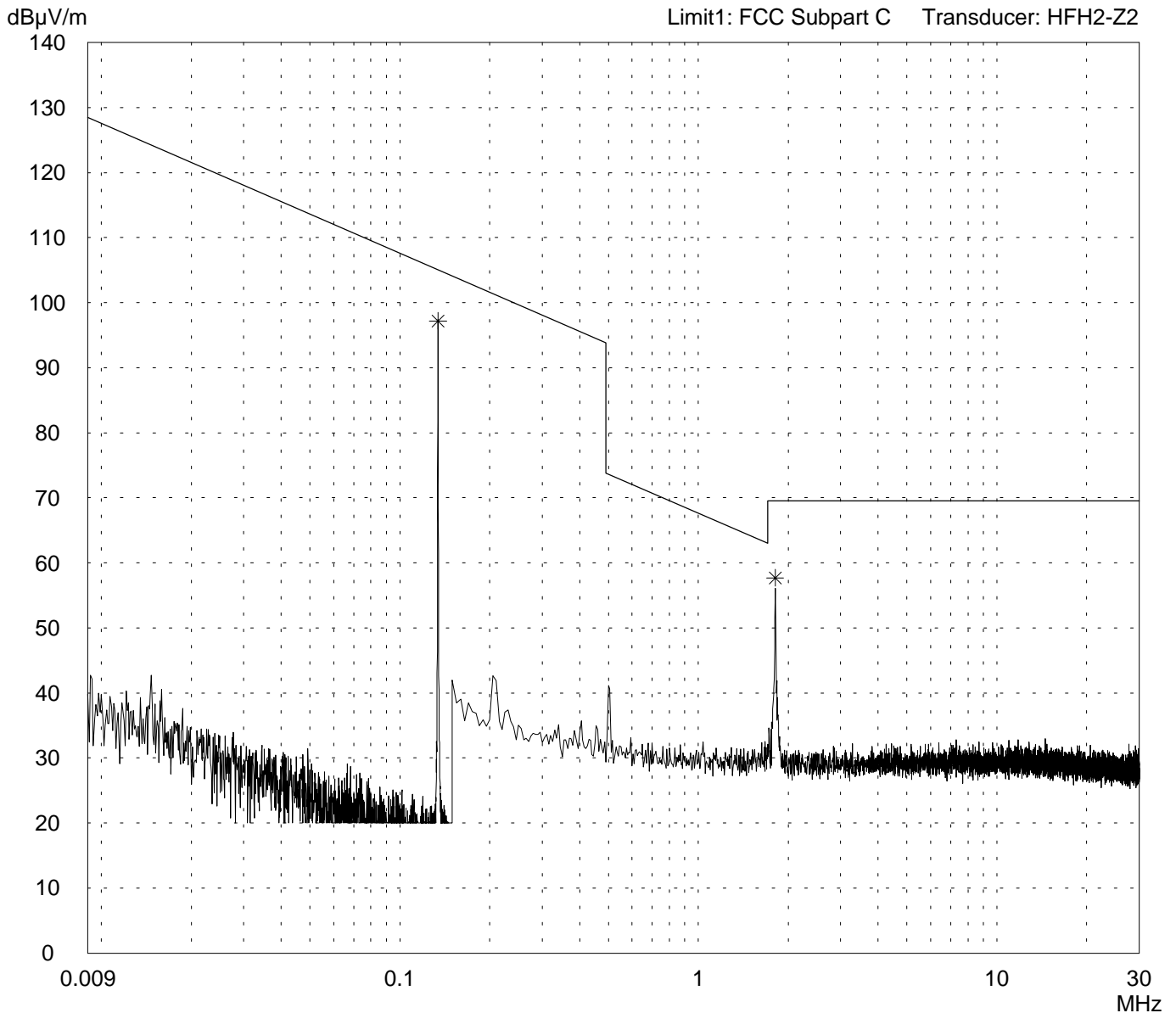
# Radiated Emission Test 9 kHz - 30 MHz according to FCC Part 15 Subpart C

Model: SLG 41	
Serial no.: ---	
Applicant: Siemens AG	
Test site: Shielded room, cabin no. 2	
Tested on: Test distance 3 metres	
Date of test: 10/25/1999	Operator: R. Heller
Test performed: automatically	File name:

Mode: - EUT with bottom side on table  - without transponder	
Additional final results:  - without transponder: 0.1342 MHz: 97.2 dB $\mu$ V/m (AV-detector)  - with transponder MDS 302 0.1342 MHz: 89.5 dB $\mu$ V/m (QP-detector) 0.1342 MHz: 89.5 dB $\mu$ V/m (AV-detector) 1.810 MHz: 57.0 dB $\mu$ V/m (QP-detector)	

Detector: Peak / Final Results: QP
---------------------------------------

Final results: 20 dB Margin	25 Subranges
--------------------------------	--------------



Result: Prescan
--------------------

Project file: 51905-80642	Page    of    Pages
------------------------------	---------------------

## Radiated Emission Test 9 kHz - 30 MHz according to FCC Part 15 Subpart C

<p>Model: <b>SLG 41</b></p> <p>Serial no.: ---</p> <p>Applicant: <b>Siemens AG</b></p> <p>Test site: <b>Shielded room, cabin no. 2</b></p> <p>Tested on: <b>Test distance 3 metres</b></p> <p>Date of test:                      Operator: <b>10/25/1999                      R. Heller</b></p> <p>Test performed:                      File name: <b>automatically</b></p>	<p>Mode: - EUT with bottom side on table</p> <p>- without transponder</p> <p>Additional final results:</p> <p>- without transponder: 0.1342 MHz: 97.2 dB<math>\mu</math>V/m (AV-detector)</p> <p>- with transponder MDS 302 0.1342 MHz: 89.5 dB<math>\mu</math>V/m (QP-detector) 0.1342 MHz: 89.5 dB<math>\mu</math>V/m (AV-detector) 1.810 MHz: 57.0 dB<math>\mu</math>V/m (QP-detector)</p>
---	---

<p>Detector: <b>Peak / Final Results: QP</b></p>	<p>Final results: <b>20 dB Margin                      25 Subranges</b></p>
--	---

Frequency MHz	Reading dB $\mu$ V	Correction factor dB	Value dB $\mu$ V/m	Limit dB $\mu$ V/m	Limit exceeded
0.1342	77.2	20.0	97.2	105.0	
1.8100	37.7	20.0	57.7	69.5	

<p>Result: <b>Prescan</b></p>	<p>Project file: <b>51905-80642</b></p> <p style="text-align: right;">Page    of    Pages</p>
-----------------------------------	---

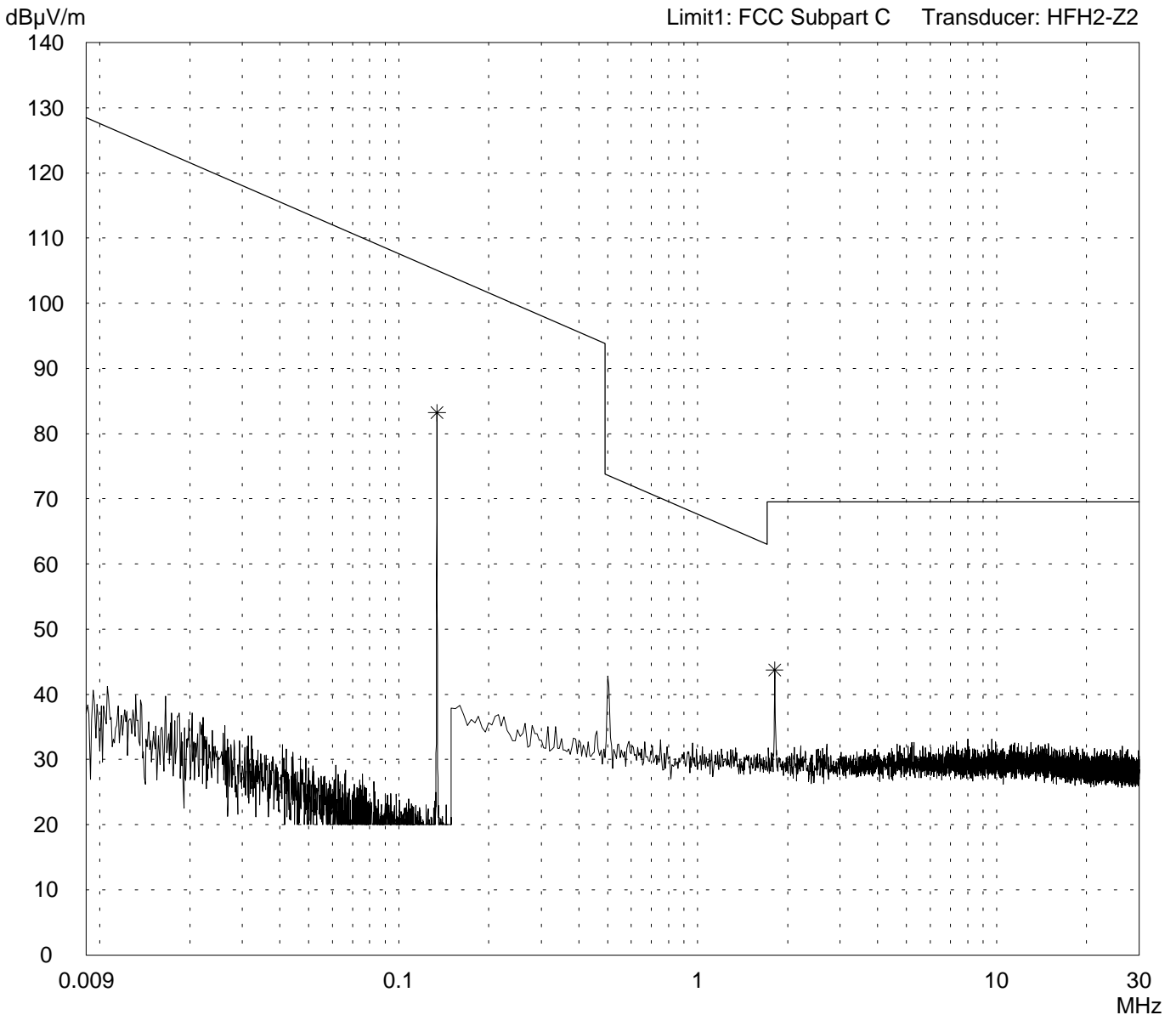
# Radiated Emission Test 9 kHz - 30 MHz according to FCC Part 15 Subpart C

Model: SLG 41	
Serial no.: ---	
Applicant: Siemens AG	
Test site: Shielded room, cabin no. 2	
Tested on: Test distance 3 metres	
Date of test: 10/25/1999	Operator: R. Heller
Test performed: automatically	File name:

Mode: - EUT with right hand side on table  - without transponder
Additional final results:  - without transponder: 0.1342 MHz: 83.2 dB $\mu$ V/m (AV-detector)  - with transponder MDS 302 0.1342 MHz: 72.3 dB $\mu$ V/m (QP-detector) 0.1342 MHz: 72.3 dB $\mu$ V/m (AV-detector) 1.810 MHz: 42.4 dB $\mu$ V/m (QP-detector)

Detector: Peak / Final Results: QP
---------------------------------------

Final results: Selected by hand
------------------------------------



Result: Prescan
--------------------

Project file: 51905-80642	Page    of    Pages
------------------------------	---------------------

## Radiated Emission Test 9 kHz - 30 MHz according to FCC Part 15 Subpart C

<p>Model: <b>SLG 41</b></p> <p>Serial no.: ---</p> <p>Applicant: <b>Siemens AG</b></p> <p>Test site: <b>Shielded room, cabin no. 2</b></p> <p>Tested on: <b>Test distance 3 metres</b></p> <p>Date of test:                      Operator: <b>10/25/1999                      R. Heller</b></p> <p>Test performed:                      File name: <b>automatically</b></p>	<p>Mode: - EUT with right hand side on table  - without transponder</p> <p>Additional final results:  - without transponder: 0.1342 MHz:    83.2 dB<math>\mu</math>V/m (AV-detector)</p> <p>- with transponder MDS 302 0.1342 MHz:    72.3 dB<math>\mu</math>V/m (QP-detector) 0.1342 MHz:    72.3 dB<math>\mu</math>V/m (AV-detector) 1.810 MHz:     42.4 dB<math>\mu</math>V/m (QP-detector)</p>
---	--

<p>Detector: <b>Peak / Final Results: QP</b></p>	<p>Final results: <b>Selected by hand</b></p>
--	---

Frequency MHz	Reading dB $\mu$ V	Correction factor dB	Value dB $\mu$ V/m	Limit dB $\mu$ V/m	Limit exceeded
0.1342	63.2	20.0	83.2	105.0	
1.8100	23.7	20.0	43.7	69.5	

<p>Result: <b>Prescan</b></p>	<p>Project file: <b>51905-80642</b></p> <p style="text-align: right;">Page    of    Pages</p>
-----------------------------------	---

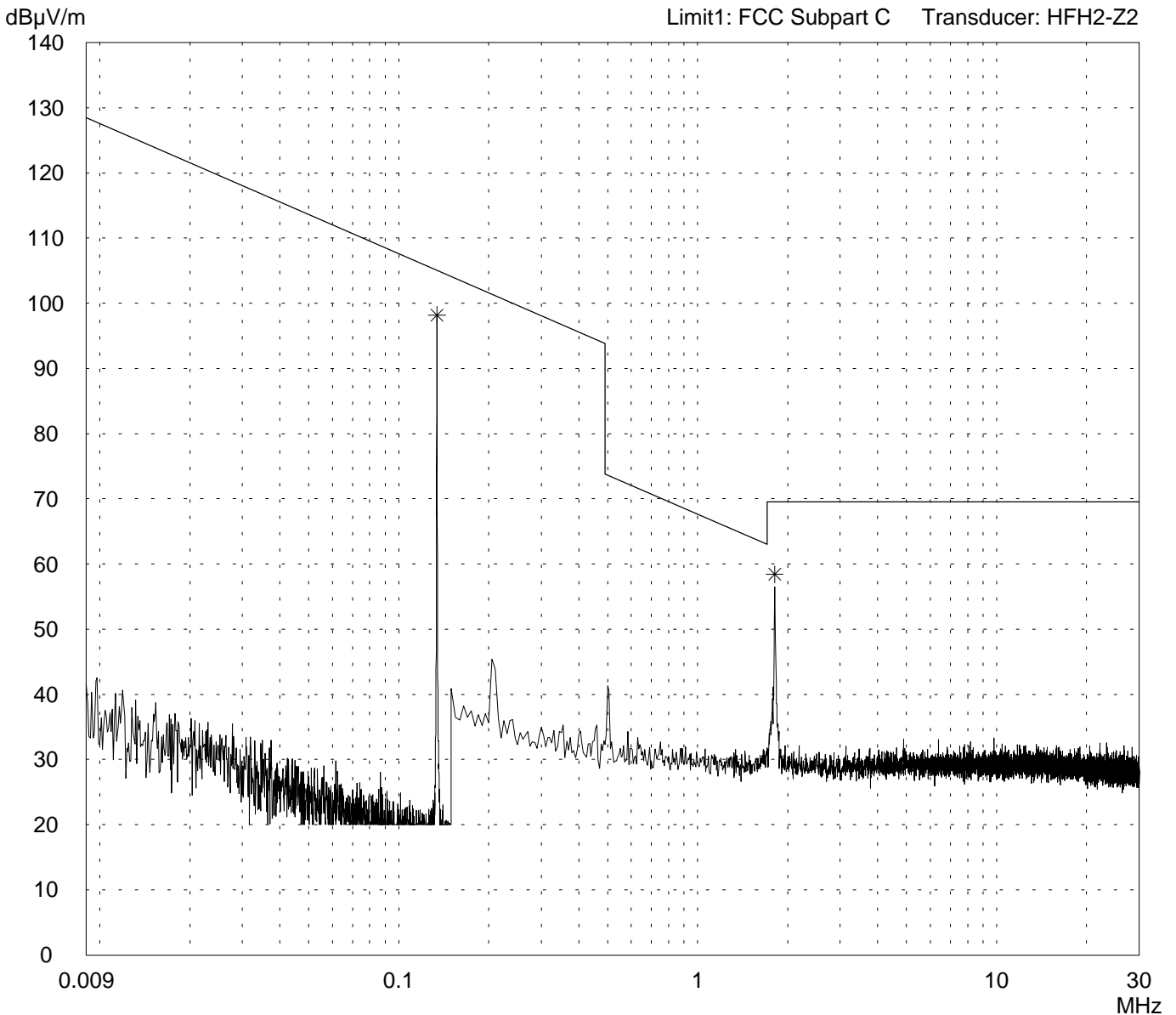
# Radiated Emission Test 9 kHz - 30 MHz according to FCC Part 15 Subpart C

Model: SLG 41	
Serial no.: ---	
Applicant: Siemens AG	
Test site: Shielded room, cabin no. 2	
Tested on: Test distance 3 metres	
Date of test: 10/25/1999	Operator: R. Heller
Test performed: automatically	File name:

Mode: - EUT with back side on table  - without transponder	
Additional final result: 0.1342 MHz: 98.2 dB $\mu$ V/m (AV-detector)	

Detector: Peak / Final Results: QP
---------------------------------------

Final results: 20 dB Margin	25 Subranges
--------------------------------	--------------



Result: Prescan
--------------------

Project file: 51905-80642	Page    of    Pages
------------------------------	---------------------

## Radiated Emission Test 9 kHz - 30 MHz according to FCC Part 15 Subpart C

<p>Model: <b>SLG 41</b></p> <hr/> <p>Serial no.: ---</p> <hr/> <p>Applicant: <b>Siemens AG</b></p> <hr/> <p>Test site: <b>Shielded room, cabin no. 2</b></p> <hr/> <p>Tested on: <b>Test distance 3 metres</b></p> <hr/> <p>Date of test:                                  Operator: <b>10/25/1999                                  R. Heller</b></p> <hr/> <p>Test performed:                              File name: <b>automatically</b></p>	<p>Mode: - EUT with back side on table</p> <p>- without transponder</p> <p>Additional final result: 0.1342 MHz: 98.2 dB<math>\mu</math>V/m (AV-detector)</p>
---	--

Detector: <b>Peak / Final Results: QP</b>	Final results: <b>20 dB Margin                                  25 Subranges</b>
--	---

Frequency MHz	Reading dB $\mu$ V	Correction factor dB	Value dB $\mu$ V/m	Limit dB $\mu$ V/m	Limit exceeded
0.1342	78.2	20.0	98.2	105.0	
1.8100	38.4	20.0	58.4	69.5	

Result: <b>Prescan</b>	Project file: <b>51905-80642</b> <div style="float: right;">Page    of    Pages</div>
---------------------------	--

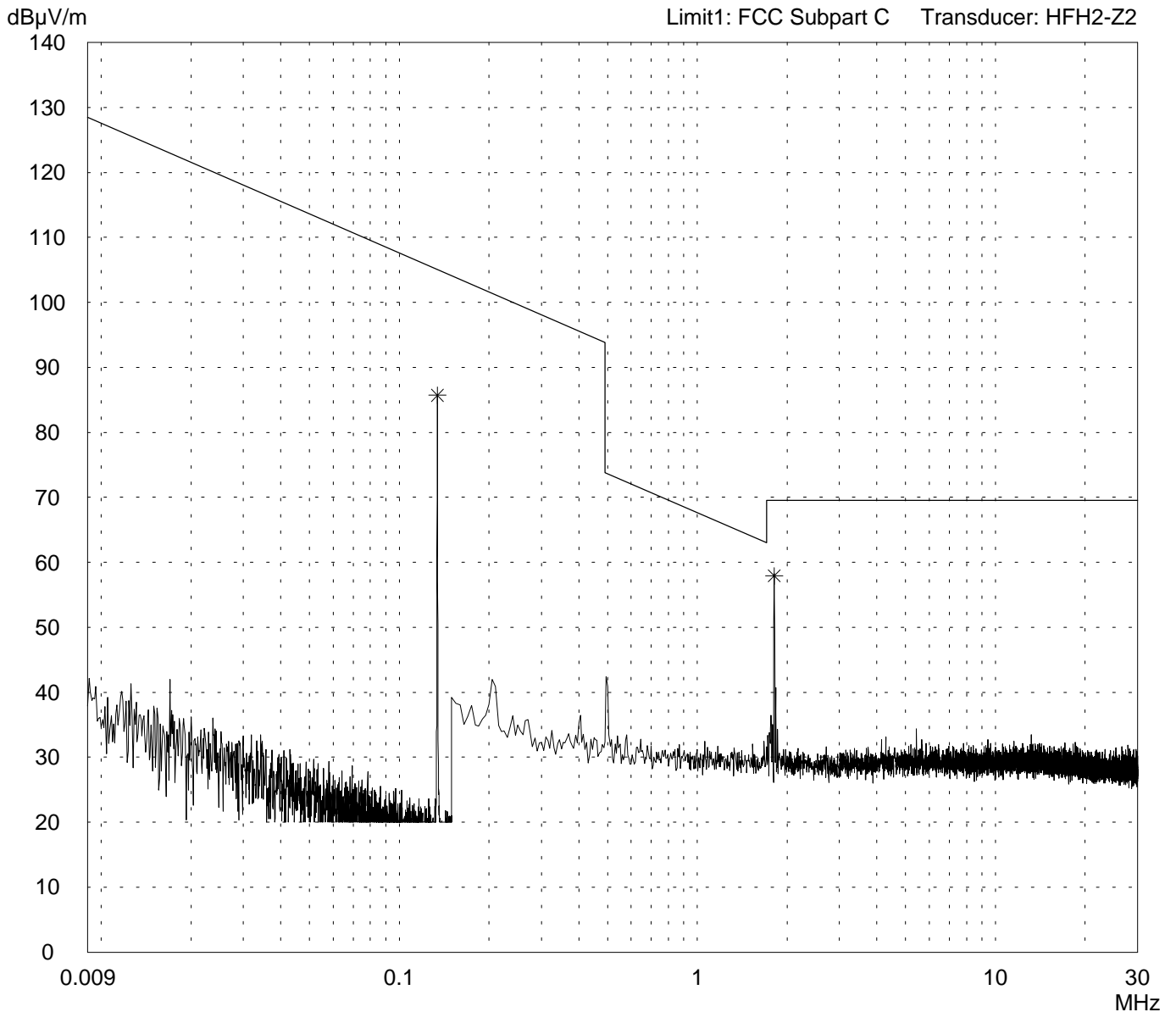
# Radiated Emission Test 9 kHz - 30 MHz according to FCC Part 15 Subpart C

Model: SLG 41	
Serial no.: ---	
Applicant: Siemens AG	
Test site: Shielded room, cabin no. 2	
Tested on: Test distance 3 metres	
Date of test: 10/25/1999	Operator: R. Heller
Test performed: automatically	File name:

Mode: - EUT with back side on table  - with transponder MDS 302	
Additional final result: 0.1342 MHz: 85.7 dB $\mu$ V/m (AV-detector)	

Detector: Peak / Final Results: QP
---------------------------------------

Final results: 20 dB Margin	25 Subranges
--------------------------------	--------------



Result: Prescan
--------------------

Project file: 51905-80642	Page of Pages
------------------------------	---------------

## Radiated Emission Test 9 kHz - 30 MHz according to FCC Part 15 Subpart C

Model: SLG 41	
Serial no.: ---	
Applicant: Siemens AG	
Test site: Shielded room, cabin no. 2	
Tested on: Test distance 3 metres	
Date of test: 10/25/1999	Operator: R. Heller
Test performed: automatically	File name:

Mode: - EUT with back side on table	
- with transponder MDS 302	
Additional final result: 0.1342 MHz: 85.7 dBµV/m (AV-detector)	

Detector: Peak / Final Results: QP
---------------------------------------

Final results: 20 dB Margin	25 Subranges
--------------------------------	--------------

<i>Frequency MHz</i>	<i>Reading dBµV</i>	<i>Correction factor dB</i>	<i>Value dBµV/m</i>	<i>Limit dBµV/m</i>	<i>Limit exceeded</i>
0.1342	65.7	20.0	85.7	105.0	
1.8120	37.9	20.0	57.9	69.5	

Result: Prescan
--------------------

Project file: 51905-80642	Page    of    Pages
------------------------------	---------------------



**Field Strength of Emissions according to FCC Rules,  
Part 15, Subpart C, Section 15.209  
Frequency Band 0.009 - 30 MHz**

Model: SLG 41  
 Type: N.A.  
 Serial No. N.A.  
 Applicant: Siemens AG  
 Test Site: Open Field Test Site (without Ground Plane)  
 Distance: 30 Meter  
 Date of Test: August 03, 1998

Frequency (MHz)	Detector	Antenna Polarization	Receiver Reading (dBμV)	Correction Factor (dB)	Field Strength (dBμV/m)	Limit dBμV/m	Margin dB
0.1338	QP	---	27.2	20	47.2	65	<b>17.8</b>

**Sample calculation of field strength values:**

$$\text{Field Strength (dB}\mu\text{V/m)} = \text{Receiver Reading (dB}\mu\text{V)} + \text{Correction Factor (dB)}$$

Limit extrapolated by using the square of an inverse linear distance extrapolation factor (40 dB/decade)

Test equipment used (see equipment list for details):  
03, 04, 37, 63, 66