






---

## 7 Photographs Taken During Testing


**Test setup for conducted AC powerline emission measurement**





**Test setup for radiated emission measurement 9 kHz – 30 MHz**





### Test setup for radiated emission measurement (alternate test site)



**Test setup for radiated emission measurement  
(alternate test site) - continued -**



**Test setup for radiated emission measurement  
(alternate test site) - continued -**



## Test setup for radiated emission measurement (alternate test site) - continued -

