


Test setup for conducted power line emission measurement

Antenna no. 1




Test setup for conducted power line emission measurement

Antenna no. 1




Test setup for conducted power line emission measurement

Antenna no. 2




Test setup for conducted power line emission measurement

Antenna no. 2





Test setup for spurious radiation measurement

Antenna no. 1



Test setup for spurious radiation measurement

Antenna no. 2




Test setup for radiated emission measurement (fully anechoic room)

Antenna no. 1




Test setup for radiated emission measurement (fully anechoic room)

Antenna no. 1



Test setup for radiated emission measurement (fully anechoic room)

Antenna no. 2



Test setup for radiated emission measurement (fully anechoic room)

Antenna no. 2



Test setup for radiated emission measurement (open area test site)

Antenna no. 1




Test setup for radiated emission measurement (open area test site)

Antenna no. 1



Test setup for radiated emission measurement (open area test site)

Antenna no. 2



Test setup for radiated emission measurement (open area test site)

Antenna no. 2

