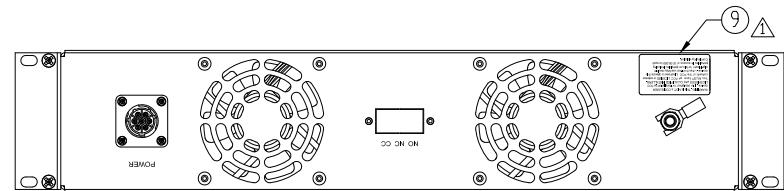
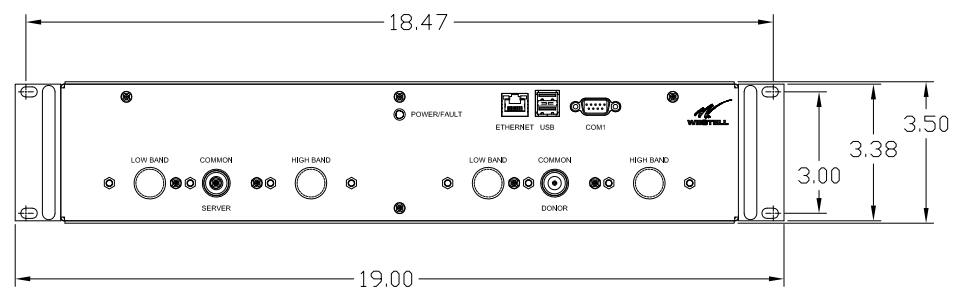
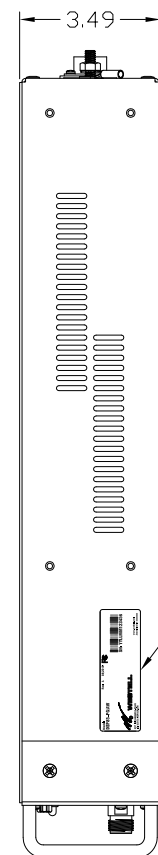
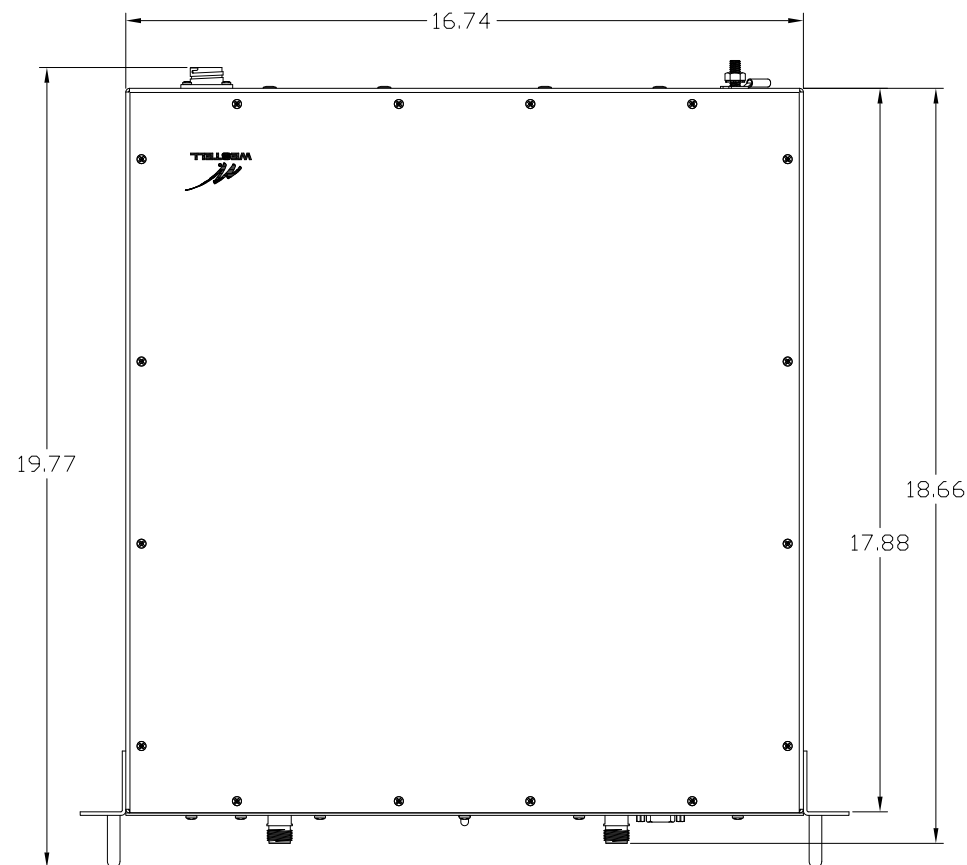


REVISIONS				
ECD	REV	DESCRIPTION	DATE	APPROVED BY
PENDING	A	INITIAL RELEASE TO PRODUCTION	6/16	AGILE



DSP85-PG/AW D1:D1 IN-BUILDING AMPLIFIER SPECIFICATIONS



	PCS-G	AWS
UPLINK		
FREQUENCY	1850-1915 MHz	1710-1755 MHz
LINEAR GAIN	85 dB	85 dB
GAIN FLATNESS	+/-1.5 DB	+/-1.5 DB
GAIN ADJUSTMENT RANGE	55-85 dB	55-85 dB
GAIN ADJUSTMENT STEPS	.5 dB	.5 dB
AGC RANGE	30.0 dB	30.0 dB
LINEAR OUTPUT POWER TYP	27.0 dB	27.0 dB
3RD ORDER INTERCEPT, IP3	+43 dBm	+43 dBm
NOISE FIGURE	5.0 dB	5.0 dB
1 dB COMPRESSION	+33 dBm	+33 dBm
INPUT VSWR	<1.5:1	<1.5:1
MAXIMUM INPUT POWER	+10 dB	+10 dB
PROPAGATION DELAY	<5 us	<5 us
DOWNLINK		
FREQUENCY	1930-1995 MHz	2110-2155 MHz
LINEAR GAIN	85 dB	85 dB
GAIN FLATNESS	+/-1.5 dB	+/-1.5 dB
GAIN ADJUSTMENT RANGE	55-85 dB	55-85 dB
GAIN ADJUSTMENT STEPS	.5 dB	.5 dB
AGC RANGE	30.0 dB	30.0 dB
LINEAR OUTPUT POWER TYP	27.0 dBm	27.0 dBm
3RD ORDER INTERCEPT, IP3	+43 dBm	+43 dBm
NOISE FIGURE	5.0 dB	5.0 dB
1 dB COMPRESSION	+33 dBm	+33 dBm
INPUT VSWR	<1.5:1	<1.5:1
MAXIMUM INPUT POWER	+10 dB	+10 dB
PROPAGATION DELAY	<5 us	<5 us
CONNECTORS	N-FEMALE	
POWER REQUIREMENTS	100-240 VAC @ 1.4A-3.2A	
TEMPURATURE	+32-122F	
DIMENSIONS (IN)	SEE DRAWING	
WEIGHT (LBS)	20 MAX	
INDICATOR LED	WARNING & FAULT	

DRAWING PRACTICES PER ANSI-Y-14.5 MIL-STD-100 & 1000	UNLESS OTHERWISE SPECIFIED	DRAWN C.W.Fitton	DATE 6/16
REMOVE ALL BURRS AND SHARP EDGES	TOLERANCES ON	CHECKED	DATE
SURFACE ROUGHNESS	DECIMALS .XX ± .01 ANGLES XXX ± .005 ± 0°30'	APPROVAL ON FILE	DATE
		ENG APPD.	DATE
FINISH	MATERIAL	DIMENSIONS ARE IN INCHES AND APPLY BEFORE/AFTER PROCESSING	MFG APPD. DATE
		APPROVAL ON FILE	DATE
		QUALITY APPD.	DATE
		APPROVAL ON FILE	DATE
THESE DRAWINGS AND SPECIFICATIONS ARE THE PROPERTY OF WESTELL TECHNOLOGIES INC. AND SHALL NOT BE REPRODUCED, COPIED, USED IN WHOLE OR IN PART AS THE BASIS FOR THE MANUFACTURE OF SALE OF ITEM(S) WITHOUT WRITTEN PERMISSION.			

WESTELL TECHNOLOGIES, INC
670 N. Commercial Street, Manchester, NH 03101

TITLE
**SPECIFICATION SHEET
DSP85-PG/AW D1:D1**

SIZE C	FSCM NUMBER N/A	DRAWING NUMBER SCS10-456-822	REV A
SCALE 1 / 3	WT NA	SHEET 1 OF 1	

- NOTES: UNLESS OTHERWISE SPECIFIED
- 1. LOCATE LABELS APPROX AS SHOWN.
 - 2. WALL MOUNTING KIT IS NOT SHOWN INSTALLED. IT IS SHIPPED SEPARATELY WITH PRODUCT.
 - 3. PROTECTIVE CAPS WILL BE INSTALLED PRIOR TO SHIPMENT.