



Retlif Testing Laboratories

101 New Boston Road, Goffstown, NH 03045
603-497-4600 - Fax: 603-497-5281

CORPORATE OFFICE
795 Marconi Avenue
Ronkonkoma, NY 11779
631-737-1500 Fax 631-737-1497
(A NY Corporation)

BRANCH LABORATORIES
3131 Detwiler Road
Harleysville, PA 19438
215-256-4133 Fax 215-256-4130

WASHINGTON
REGULATORY OFFICE
703-533-1614 Fax 703-533-1612



REPORT OF MEASUREMENTS

FOR
CELLULAR SPECIALTIES, INC.

DUAL BAND BI-DIRECTIONAL AMPLIFIER

MODEL: DSP85-C/P/DSP85-CP/DSP85-201-CP

FCC ID: NVRCSI-DSP85201CP

Company Name: Cellular Specialties, Inc.

Date of Report: April 1, 2010

Test Report No: R-5276N

Test Start Date: January 12, 2010

Test Finish Date: March 4, 2010

Test Technician: Matt Seamans

Lab Supervisor: Todd Hannemann

Report Prepared By: Jamie Ramsey

Our letters, procedures and reports are for the exclusive use of the customer to whom they are addressed, and their communications to any other or the use of the name of Retlif Testing Laboratories must receive our prior written approval. Our letters, procedures and reports apply only to the sample tested and are not necessarily indicative of the qualities of apparently identical or similar products. The letters, procedures and reports and the name of Retlif Testing Laboratories or insignia are not to be used under any circumstances in advertising to the general public. This test report shall not be reproduced, except in full, without the written approval of Retlif Testing Laboratories.

Certification and Signatures

We certify that this report is a true report of the results obtained from the tests of the equipment stated and relates only to the equipment tested. We further certify that the measurements shown in this report were made in accordance with the procedures indicated and vouch for the qualifications of all Retlif Testing Laboratories personnel taking them.



Scott Wentworth
Branch Manager
NVLAP Approved Signatory



Todd Hannemann
Laboratory Supervisor

Non-Warranty Provision

The testing services have been performed, findings obtained, and reports prepared in accordance with generally accepted testing laboratory principles and practices. This warranty is in lieu of all other warranties, either express or implied.

Non-Endorsement

This test report contains only findings and results arrived at after employing the specific test procedures and standards listed herein. It is not intended to constitute a recommendation, endorsement, or certification of the product or material tested. This report must not be used by the client to claim product endorsement by NVLAP, NIST or any agency of the U.S. Government.

CERTIFICATION APPLICATION SUMMARY

Applicant/Manufacturer: Cellular Specialties
670 North Commercial Street
Manchester, NH 03101

Equipment under Test (EUT): The EUT is a Dual Band Bi-Directional Amplifier

Model: DSP85-C/P/DSP85-CP

FCC ID Number: FCC ID: NVRCSI-DSP85201CP

Applicable Test Standard: FCC Parts 2, 22 & 24

Measurement Procedure: ANSI/TIA-603-C-2004

Device Classification: Mobile

EUT Frequency Range Band: Cell Band Uplink: 824MHz TO 849MHz
Cell Band Downlink: 869MHz TO 894MHz
PCS Band Uplink: 1850MHz to 1910MHz
PCS Band Downlink: 1930MHz to 1990MHz

Power Output Ratings Based on Intermodulation Data Composite Power (For Certification Grant):
824MHz to 849MHz (IS-95 CDMA): = .711W
824MHz to 849MHz (W-CDMA): = .817W
824MHz to 849MHz (GSM): = 1.09W
869MHz to 894MHz (IS-95 CDMA) = .621W
869MHz to 894MHz (W-CDMA) = .695W
869MHz to 894MHz (GSM) = 1.00W
1850MHz to 1910MHz (IS-95 CDMA) = .382W
1850MHz to 1910MHz (W-CDMA) = .399W
1850MHz to 1910MHz (GSM CDMA) = .703W
1930MHz to 1990MHz (IS-95 CDMA) = .419W
1930MHz to 1990MHz (W-CDMA) = .367W
1930MHz to 1990MHz (GSM) = .566W

Modulation Type: GSM (F1D), IS95-CDMA (F9W), W-CDMA (F9W)

RF Exposure + Antenna Installation: See Attached Installation/Users Manual and MPE Evaluation

Test Report No. R-5276N
FCC ID: NVRCSI-DSP85201CP

Measurements Required by FCC: See Report Section 1 (Summary of Test Program) and the following Test Report Data Attachments:

- RF Power Output
- Intermodulation Characteristics (Two-Tone)
- Occupied Bandwidth
- Spurious Emissions at Antenna Terminals
- Effective Radiated Power of Spurious Radiation
- Frequency Stability

SECTION 1

SUMMARY OF TEST PROGRAM

INTERMODULATION CHARACTERISTICS (TWO TONE)

Measurement Procedure:

Two signals were injected, in turn, to each uplink and downlink frequency band via a two way power combiner. Testing was performed at both the low band edge and high band edge of each pass band. The output of each signal generator was adjusted so that the two output fundamental frequencies were equal in magnitude. Testing was performed for GSM, IS95-CDMA & W-CDMA Modulation types. At the maximum specified input power levels all intermodulation products were at -13dBm or below for each modulation. See attached test data.

OCCUPIED BANDWIDTH

Measurement Procedure:

For Occupied Bandwidth, measurements were made to compare the input signal to the output signal. The signal generator output was connected to the spectrum analyzer. A IS95-CDMA modulation signal was then applied to the carrier. Waveforms were then noted on an X-Y plot. Next, the signal generator was connected to the EUT and the output of the EUT was connected to the spectrum analyzer. The output waveform after amplification was then compared to the original input signal to ensure that no significant differences occurred between the input signal and the amplified signal. Testing was performed at one frequency within each passband (uplink and downlink). Testing was repeated with GSM and W-CDMA Modulation. See Occupied Bandwidth Data. An explanation of the data is as follows: There are two signals superimposed on each plot, one signal is the waveform before modulation, the other is the modulated carrier. In each case the center of the grid shows a narrowband signal projecting out from the center of the modulation envelope. This signal is actually the stored unmodulated signal.

Test Report No. R-5276N
FCC ID: NVRCSI-DSP85201CP

SPURIOUS EMISSIONS AT ANTENNA TERMINALS

Measurement Procedure:

The signal generator output was connected in turn to the uplink and downlink input ports of the EUT. The input power level was at the maximum level which was ascertained during the Power Output test. A spectrum analyzer was connected to the output of the EUT. The input test frequencies used were three frequencies (low, mid & high) within each passband (cell & pcs uplink and downlink). The level of any spurious emission was recorded. Testing was performed in the frequency range of 30MHz to 20GHz. Testing was performed for GSM, IS95-CDMA & W-CDMA modulation types. The spurious emissions limit is -13dBm as specified in FCC Parts 22 & 24. All emissions were below the specified -13dBm limit. See attached test data.

EFFECTIVE RADIATED POWER OF SPURIOUS RADIATION

Measurement Procedure:

The test sample was placed on a 80cm high wooden test stand which was located 3 meters from the test antenna on an FCC listed test site. A signal generator was connected to the input of the amplifier. The signal generator output was set to provide the input power level necessary to achieve maximum output power of the amplifier at 3 frequencies (low, mid & high) within each passband (cell & pcs uplink and downlink). The effective radiated power of each out of band spurious emission was measured using the substitution method specified in ANSI/TIA-603-C-2004. The frequency range of the test was 30MHz – 20GHz. The limit for out of band spurious emissions is -13dBm as specified in Parts 22 & 24. All emissions were below the specified -13dBm limit. See attached test data.

RF POWER OUTPUT

The RF Power Output test was performed in conjunction with the intermodulation test using RMS channel power measurements of two channels with a one channel separation in between. The measurements were taken with the AGC turned off at maximum output power with all intermodulation products below the -13dBm limit. The measured output power matched the manufacturer's rated output power. See attached test data.

FREQUENCY STABILITY MEASUREMENTS

The test sample was placed into a temperature chamber with AC input power supplied through a variable power source. A signal generator was used to provide the input signal and the output was measured with a frequency counter. With the test sample operating at maximum output power the test sample's output frequency was measured and recorded at the extremes of the temperature range and at 10 degree increments from -30 degrees C to +50 degrees C while the AC input voltage was varied from 85 to 115% of nominal. The output frequency for both the cell and pcs band uplink and the downlink stayed within the assigned frequency band. See attached test data.

SECTION 2

EQUIPMENT LISTS

Radiated Spurious Emissions

| EN | Type | Manufacturer | Description | Model No. | Cal Date | Due Date |
|-------|-----------------------|-----------------|-------------------|-----------------|------------|------------|
| 1345 | Attenuator | Narda East | DC - 18GHz | 776B-30 | 6/8/2009 | 6/8/2010 |
| 3116 | Pre-Amplifier | Miteq | 0.1 GHz - 18 GHz | AFS42-35 | 1/12/2010 | 1/12/2011 |
| 3117 | Power Supply | B&K Precision | 0-30 Vdc, 3.0 A | 1630 | 1/31/2010 | 1/31/2011 |
| 3258 | Double Ridge Guide | EMCO | 1 - 18 GHz | 3115 | 1/14/2010 | 1/14/2011 |
| 3430 | Horn Antenna | MCS Corporation | 18 GHz - 26.5 GHz | K-5039 | 1/14/2010 | 1/14/2011 |
| 5030C | 10 DB Atten. (50 ohm) | Narda | DC - 12.4 GHz | 757C-10 | 8/4/2009 | 8/4/2010 |
| 5053 | Biconilog | EMCO | 26 MHz - 3 GHz | 3142C | 1/27/2010 | 1/27/2011 |
| 5070 | EMI Test Receiver | Rohde & Schwarz | 20 Hz - 40 GHz | ESIB40 | 1/14/2009 | 3/14/2011 |
| 5072 | Preamplifier | Miteq | 18 GHz-40 GHz | JS4-18004000-30 | 12/11/2009 | 12/11/2010 |
| 5133 | 10 dB Atten. | Narda | DC - 12.4 GHz | 757C-10 | 8/18/2009 | 8/18/2010 |
| R425B | Spectrum Analyzer | Agilent | 100 Hz - 26.5 GHz | E7405A;A | 5/11/2009 | 5/11/2010 |
| R420B | Signal Generator | Agilent | 250 kHz - 3 GHz | AT/E4437B:F | 9/09/2008 | 10/17/2010 |

RF Power Output/Intermodulation/Occupied Bandwidth

| EN | Type | Manufacturer | Description | Model No. | Cal Date | Due Date |
|-------|-----------------------|-----------------|-----------------|-------------|-----------|------------|
| 1345 | Attenuator | Narda East | DC - 18GHz | 776B-30 | 6/8/2009 | 6/8/2010 |
| 5030C | 10 DB Atten. (50 ohm) | Narda | DC - 12.4 GHz | 757C-10 | 8/4/2009 | 8/4/2010 |
| 5070 | EMI Test Receiver | Rohde & Schwarz | 20 Hz - 40 GHz | ESIB40 | 1/14/2009 | 3/14/2011 |
| 5133 | 10 dB Atten. | Narda | DC - 12.4 GHz | 757C-10 | 8/18/2009 | 8/18/2010 |
| R420B | Signal Generator | Agilent | 250 kHz - 3 GHz | AT/E4437B:F | 9/09/2008 | 10/17/2010 |

Antenna Spurious Emissions

| EN | Type | Manufacturer | Description | Model No. | Cal Date | Due Date |
|-------|-----------------------|-----------------|-----------------|-------------|-----------|------------|
| 1345 | Attenuator | Narda East | DC - 18GHz | 776B-30 | 6/8/2009 | 6/8/2010 |
| 5030C | 10 DB Atten. (50 ohm) | Narda | DC - 12.4 GHz | 757C-10 | 8/4/2009 | 8/4/2010 |
| 5070 | EMI Test Receiver | Rohde & Schwarz | 20 Hz - 40 GHz | ESIB40 | 1/14/2009 | 3/14/2011 |
| 5133 | 10 dB Atten. | Narda | DC - 12.4 GHz | 757C-10 | 8/18/2009 | 8/18/2010 |
| R420B | Signal Generator | Agilent | 250 kHz - 3 GHz | AT/E4437B:F | 9/09/2008 | 10/17/2010 |

Frequency Stability

| EN | Type | Manufacturer | Description | Model No. | Cal Date | Due Date |
|-------|---------------------|-------------------------|-------------------|-------------|-----------|------------|
| 4997 | Digital Thermometer | Omega | N/A | | 8/5/2009 | 8/5/2010 |
| 5049B | Digital Multimeter | Fluke | N/A | 111 | 8/19/2009 | 8/19/2010 |
| 5077 | Temperature Chamber | Associated Env. Systems | -50 to 150 Deg C | ZFD-531 | 8/6/2009 | 8/6/2010 |
| R425B | Spectrum Analyzer | Agilent | 100 Hz - 26.5 GHz | E7405A;A | 5/11/2009 | 5/11/2010 |
| R420B | Signal Generator | Agilent | 250 kHz - 3 GHz | AT/E4437B:F | 9/09/2008 | 10/17/2010 |

Test Report No. R-5276N
FCC ID: NVRCSI-DSP85201CP

SETUP PHOTOGRAPHS

SPURIOUS RADIATED EMISSIONS



Test Report No. R-5276N
FCC ID: NVRCSE-DSP85201CP

SPURIOUS RADIATED EMISSIONS



Test Report No. R-5276N
FCC ID: NVRCSI-DSP85201CP

SPURIOUS RADIATED EMISSIONS



Test Report No. R-5276N
FCC ID: NVRCSE-DSP85201CP

SPURIOUS EMISSIONS AT ANTENNA TERMINALS
OCCUPIED BANDWIDTH/RF POWER OUTPUT
INTERMODULATION (TWO TONE)



Test Report No. R-5276N
FCC ID: NVRCSI-DSP85201CP

FREQUENCY STABILITY



Test Report No. R-5276N
FCC ID: NVRCSE-DSP85201CP

FREQUENCY STABILITY



Test Report No. R-5276N
FCC ID: NVRCSI-DSP85201CP

RETLIF TESTING LABORATORIES

TABULAR DATA SHEET

| | | | |
|----------------------------|---|-------------------|-----------------|
| Test Method: | RF Power Output | | |
| Customer: | Cellular Specialties, Inc. | Job No: | R-5276N |
| Test Sample: | DSP II Dual Band Amplifier/Repeater | | |
| Model No: | CSI-DSP85-C/P 2:2 EMR | Serial No: | CGL90211-000000 |
| Test Specification: | FCC Part 2 Paragraph: 2.1046 | | |
| Operating Mode: | Amplifying input signal | | |
| Technician: | M.Seamans | Date: | 2/26/2010 |
| Notes: | Uplink Frequency Range: 1850-1910 MHz Downlink Frequency Range: 1930-1990 MHz Modulation: GSM | | |

| Test Frequency | Measured Level | Level | | | | | | | | | |
|-----------------|----------------|--------|--|--|--|--|--|--|--|--|--|
| MHz | dBm | mW | | | | | | | | | |
| (Uplink) Low | | | | | | | | | | | |
| 1865.00 | 28.93 | 781.63 | | | | | | | | | |
| (Uplink) High | | | | | | | | | | | |
| 1895.00 | 28.47 | 703.07 | | | | | | | | | |
| (Downlink) Low | | | | | | | | | | | |
| 1945.00 | 27.66 | 583.4 | | | | | | | | | |
| (Downlink) High | | | | | | | | | | | |
| 1985.00 | 27.53 | 566.2 | | | | | | | | | |
| | | | | | | | | | | | |
| | | | | | | | | | | | |
| | | | | | | | | | | | |
| | | | | | | | | | | | |
| | | | | | | | | | | | |
| | | | | | | | | | | | |
| | | | | | | | | | | | |
| | | | | | | | | | | | |
| | | | | | | | | | | | |
| | | | | | | | | | | | |
| | | | | | | | | | | | |
| | | | | | | | | | | | |
| | | | | | | | | | | | |
| | | | | | | | | | | | |
| | | | | | | | | | | | |
| | | | | | | | | | | | |

RETLIF TESTING LABORATORIES

TABULAR DATA SHEET

| | | | |
|----------------------------|--|-------------------|-----------------|
| Test Method: | RF Power Output | | |
| Customer: | Cellular Specialties, Inc. | Job No: | R-5276N |
| Test Sample: | DSP II Dual Band Amplifier/Repeater | | |
| Model No: | CSI-DSP85-C/P 2:2 EMR | Serial No: | CGL90211-000000 |
| Test Specification: | FCC Part 2 Paragraph: 2.1046 | | |
| Operating Mode: | Amplifying input signal | | |
| Technician: | M.Seamans | Date: | 2/26/2010 |
| Notes: | Uplink Frequency Range: 1850-1910 MHz Downlink Frequency Range: 1930-1990 MHz Modulation: IS-95 CDMA | | |

| Test Frequency | Measured Level | Level | | | | | | | |
|-----------------|----------------|--------|--|--|--|--|--|--|--|
| MHz | dBm | mW | | | | | | | |
| (Uplink) Low | | | | | | | | | |
| 1865.00 | 26.73 | 470.98 | | | | | | | |
| | | | | | | | | | |
| (Uplink) High | | | | | | | | | |
| 1895.00 | 25.82 | 381.94 | | | | | | | |
| | | | | | | | | | |
| (Downlink) Low | | | | | | | | | |
| 1945.00 | 26.63 | 460.3 | | | | | | | |
| | | | | | | | | | |
| (Downlink) High | | | | | | | | | |
| 1985.00 | 26.22 | 418.8 | | | | | | | |
| | | | | | | | | | |
| | | | | | | | | | |
| | | | | | | | | | |
| | | | | | | | | | |
| | | | | | | | | | |
| | | | | | | | | | |
| | | | | | | | | | |
| | | | | | | | | | |
| | | | | | | | | | |
| | | | | | | | | | |
| | | | | | | | | | |
| | | | | | | | | | |
| | | | | | | | | | |
| | | | | | | | | | |
| | | | | | | | | | |
| | | | | | | | | | |
| | | | | | | | | | |
| | | | | | | | | | |
| | | | | | | | | | |
| | | | | | | | | | |
| | | | | | | | | | |

RETLIF TESTING LABORATORIES

TABULAR DATA SHEET

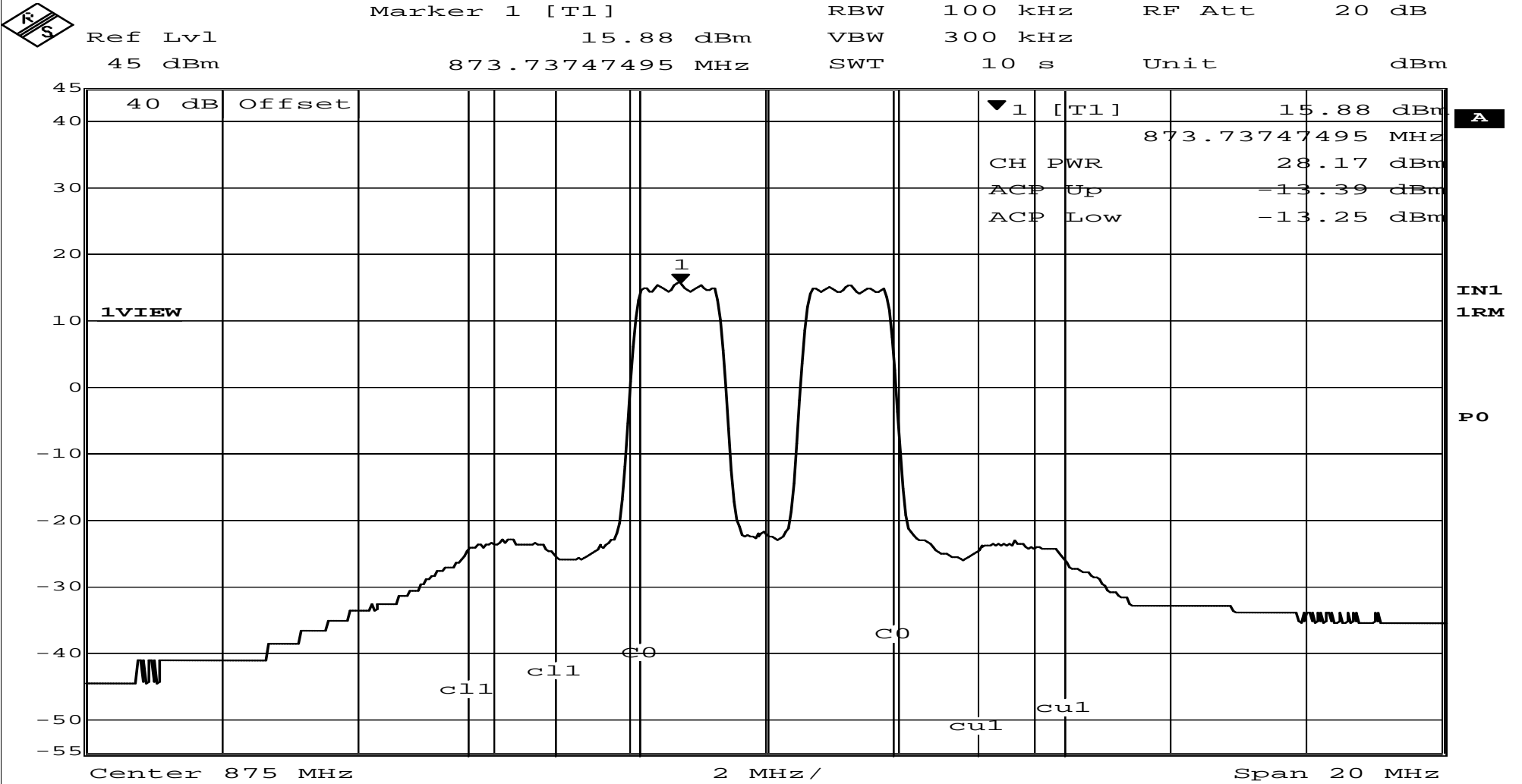
| | | | |
|----------------------------|--|-------------------|-----------------|
| Test Method: | RF Power Output | | |
| Customer: | Cellular Specialties, Inc. | Job No: | R-5276N |
| Test Sample: | DSP II Dual Band Amplifier/Repeater | | |
| Model No: | CSI-DSP85-C/P 2:2 EMR | Serial No: | CGL90211-000000 |
| Test Specification: | FCC Part 2 Paragraph: 2.1046 | | |
| Operating Mode: | Amplifying input signal | | |
| Technician: | M.Seamans | Date: | 2/26/2010 |
| Notes: | Uplink Frequency Range: 1850-1910 MHz Downlink Frequency Range: 1930-1990 MHz Modulation: W-CDMA | | |

| Test Frequency | Measured Level | Level | | | | | | | | |
|-----------------|----------------|--------|--|--|--|--|--|--|--|--|
| MHz | dBm | mW | | | | | | | | |
| (Uplink) Low | | | | | | | | | | |
| 1870.00 | 26.55 | 451.86 | | | | | | | | |
| (Uplink) High | | | | | | | | | | |
| 1890.00 | 26.01 | 399.02 | | | | | | | | |
| (Downlink) Low | | | | | | | | | | |
| 1950.00 | 25.98 | 396.3 | | | | | | | | |
| (Downlink) High | | | | | | | | | | |
| 1970.00 | 25.65 | 367.3 | | | | | | | | |
| | | | | | | | | | | |
| | | | | | | | | | | |
| | | | | | | | | | | |
| | | | | | | | | | | |
| | | | | | | | | | | |
| | | | | | | | | | | |
| | | | | | | | | | | |
| | | | | | | | | | | |
| | | | | | | | | | | |
| | | | | | | | | | | |
| | | | | | | | | | | |
| | | | | | | | | | | |
| | | | | | | | | | | |
| | | | | | | | | | | |
| | | | | | | | | | | |
| | | | | | | | | | | |
| | | | | | | | | | | |
| | | | | | | | | | | |
| | | | | | | | | | | |
| | | | | | | | | | | |
| | | | | | | | | | | |

RETLIF TESTING LABORATORIES

EMISSIONS DATA SHEET

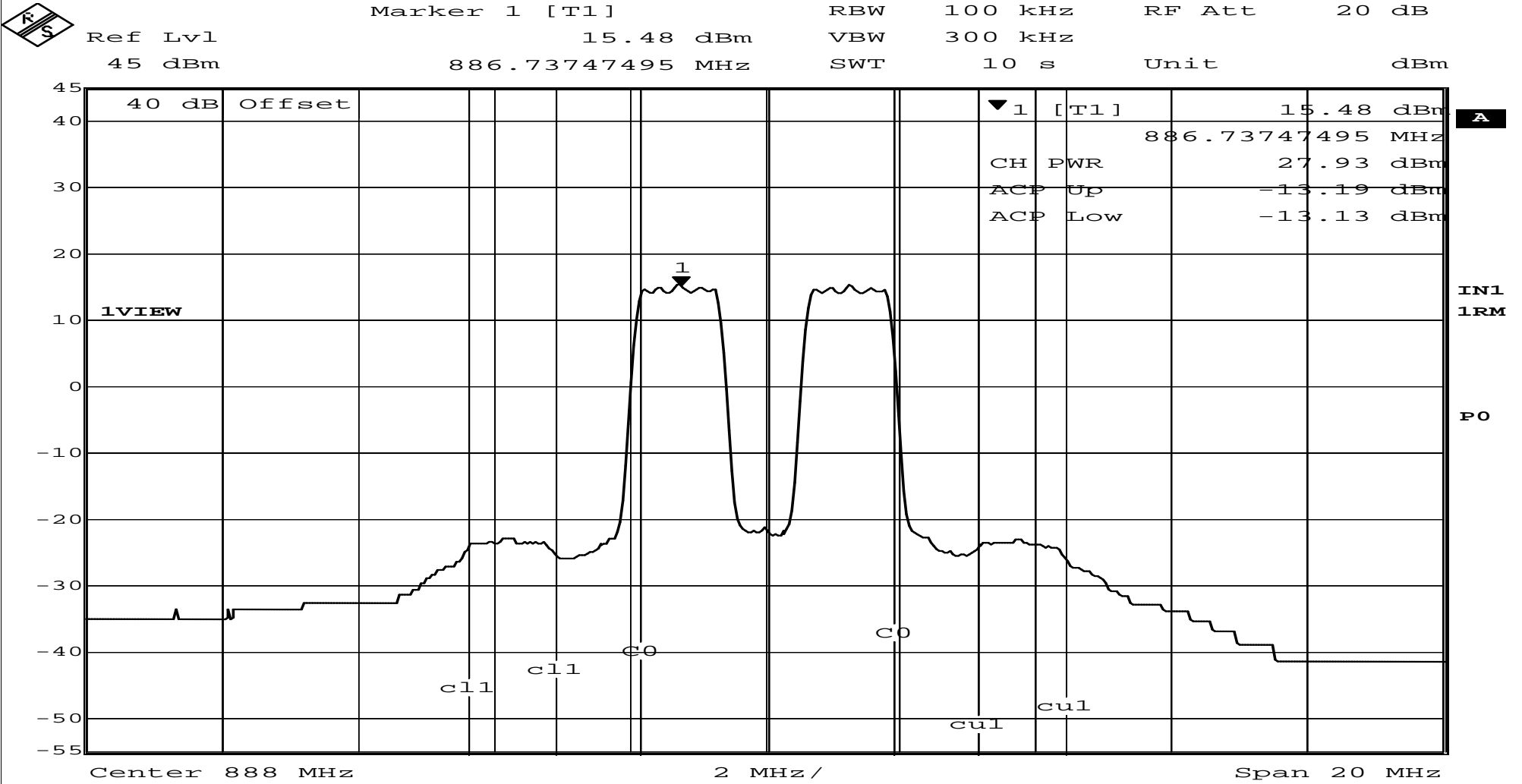
| | | | |
|---------------------|-------------------------------------|--------------|-------------------------------------|
| Test Method: | Inter-modulation Characteristics | | |
| Customer: | Cellular Specialties, Inc. | Test Sample: | DSP II Dual Band Amplifier/Repeater |
| Model No: | CSI-DSP85-C/P 2:2 EMR | Serial No: | CGL90211-000000 |
| Test Specification: | FCC Part 2 | Paragraph: | 2.1047 |
| Operating Mode: | Amplifying input signal | | |
| Notes: | CELL Band - (IS-95) CDMA - Downlink | | |



RETLIF TESTING LABORATORIES

EMISSIONS DATA SHEET

| | | | |
|---------------------|-------------------------------------|--------------|-------------------------------------|
| Test Method: | Inter-modulation Characteristics | | |
| Customer: | Cellular Specialties, Inc. | Test Sample: | DSP II Dual Band Amplifier/Repeater |
| Model No: | CSI-DSP85-C/P 2:2 EMR | Serial No: | CGL90211-000000 |
| Test Specification: | FCC Part 2 | Paragraph: | 2.1047 |
| Operating Mode: | Amplifying input signal | | |
| Notes: | CELL Band - (IS-95) CDMA - Downlink | | |

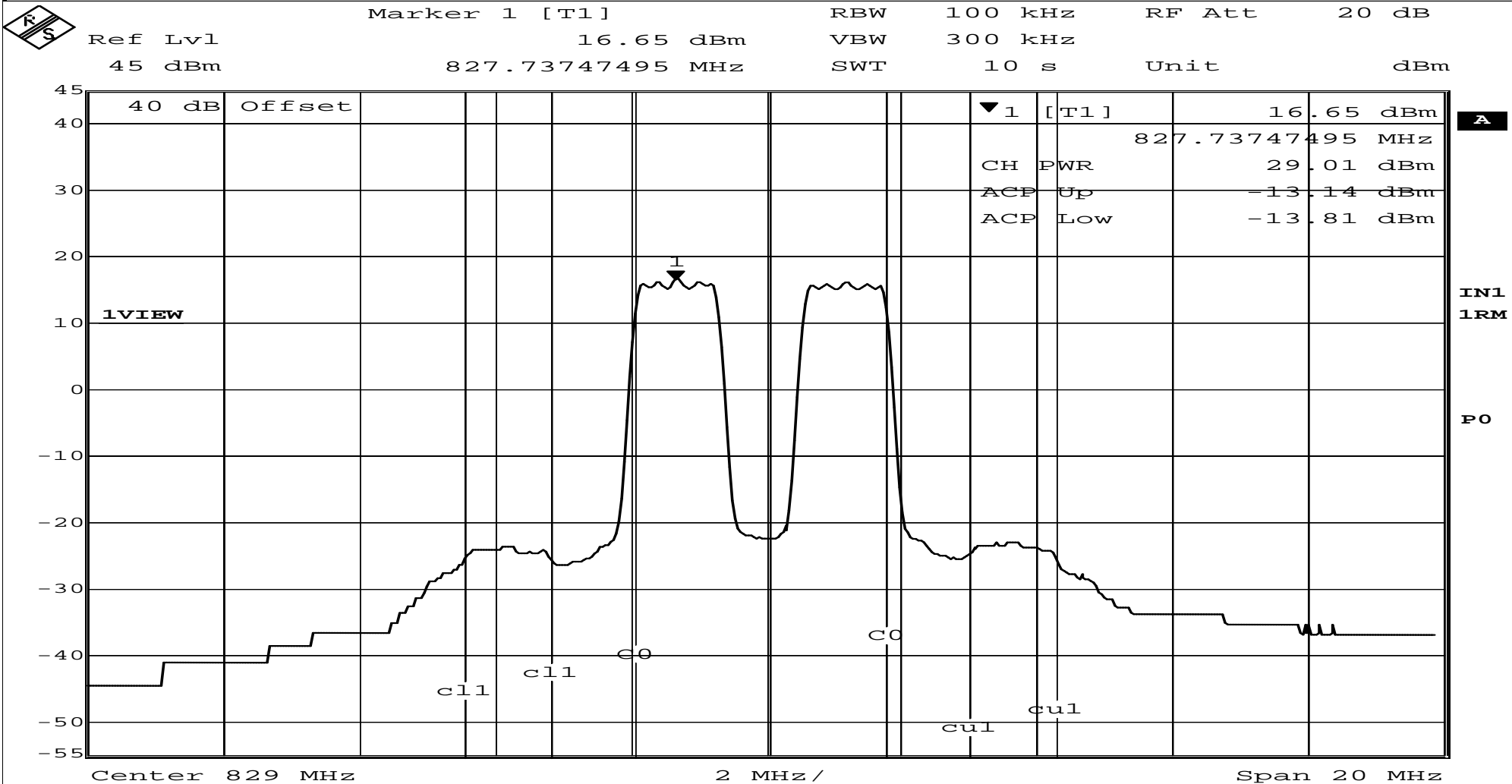


Date: 26.FEB.2010 11:50:24

RETLIF TESTING LABORATORIES

EMISSIONS DATA SHEET

| | | | |
|---------------------|-----------------------------------|--------------|-------------------------------------|
| Test Method: | Inter-modulation Characteristics | | |
| Customer: | Cellular Specialties, Inc. | Test Sample: | DSP II Dual Band Amplifier/Repeater |
| Model No: | CSI-DSP85-C/P 2:2 EMR | Serial No: | CGL90211-000000 |
| Test Specification: | FCC Part 2 | Paragraph: | 2.1047 |
| Operating Mode: | Amplifying input signal | | |
| Notes: | CELL Band - (IS-95) CDMA - Uplink | | |

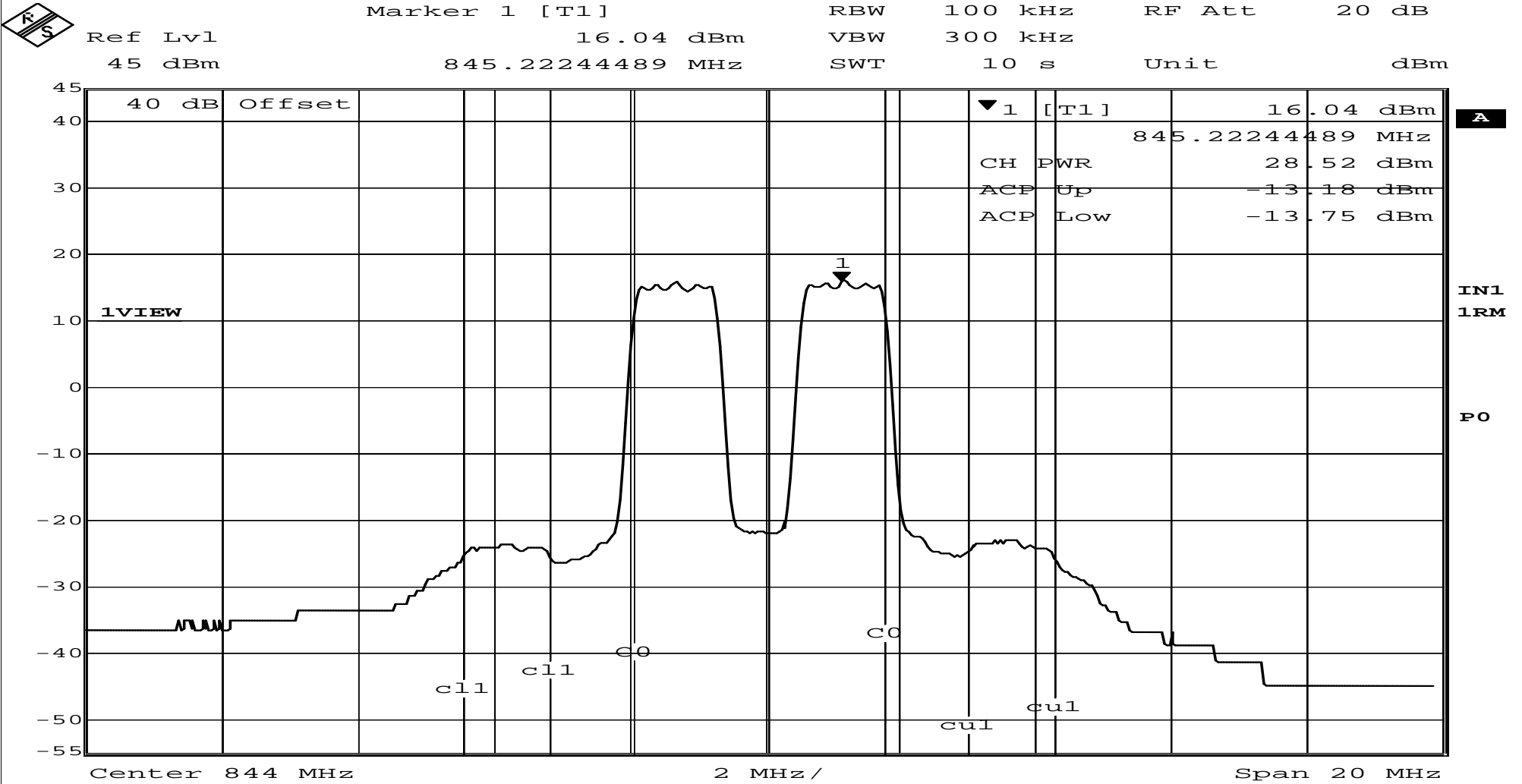


Date: 26.FEB.2010 11:57:21

RETLIF TESTING LABORATORIES

EMISSIONS DATA SHEET

| | | | |
|---------------------|-----------------------------------|--------------|-------------------------------------|
| Test Method: | Inter-modulation Characteristics | | |
| Customer: | Cellular Specialties, Inc. | Test Sample: | DSP II Dual Band Amplifier/Repeater |
| Model No: | CSI-DSP85-C/P 2:2 EMR | Serial No: | CGL90211-000000 |
| Test Specification: | FCC Part 2 | Paragraph: | 2.1047 |
| Operating Mode: | Amplifying input signal | | |
| Notes: | CELL Band - (IS-95) CDMA - Uplink | | |

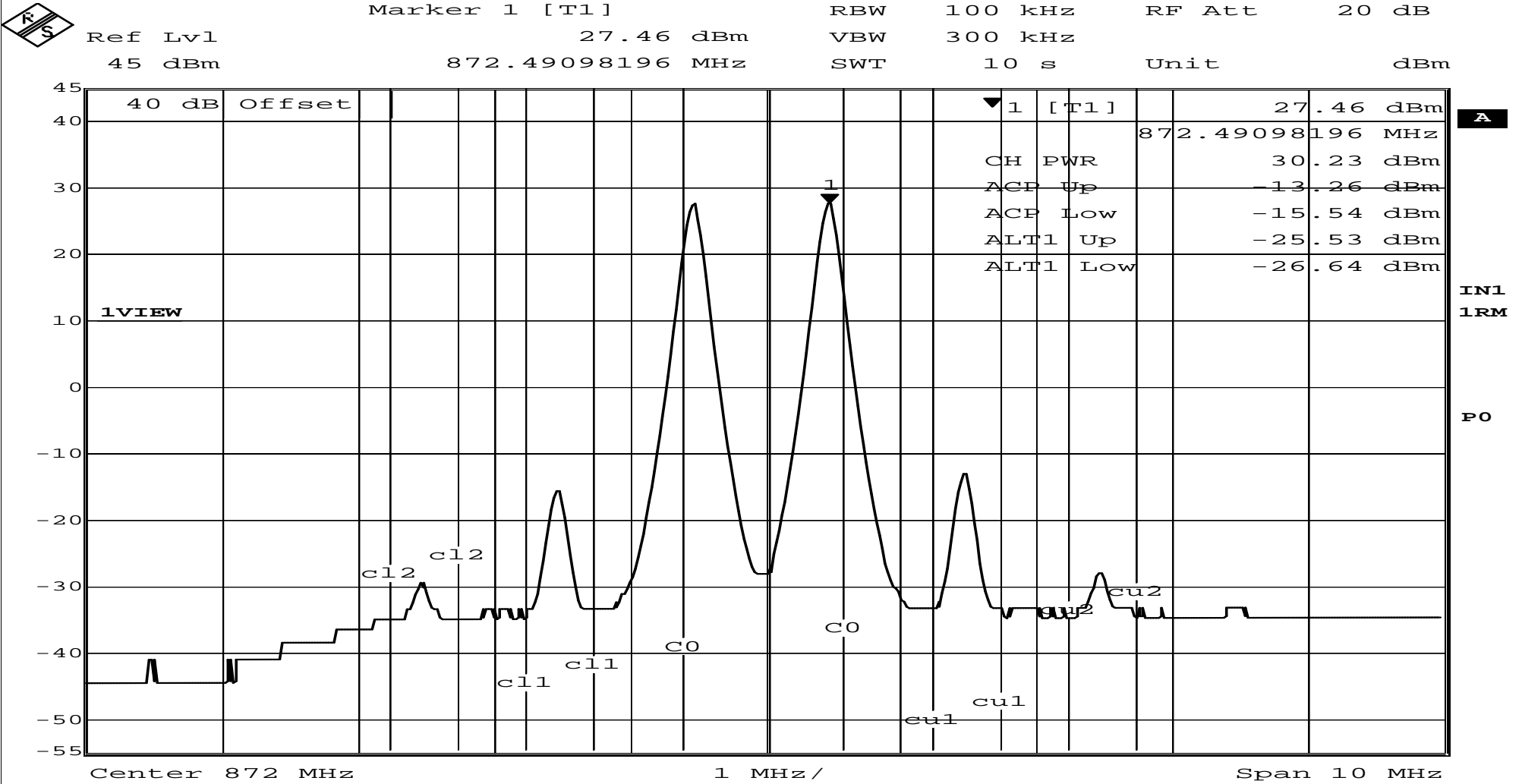


Date: 26.FEB.2010 12:01:10

RETLIF TESTING LABORATORIES

EMISSIONS DATA SHEET

| | | | |
|---------------------|----------------------------------|-------------------|-------------------------------------|
| Test Method: | Inter-modulation Characteristics | | |
| Customer: | Cellular Specialties, Inc. | Test Sample: | DSP II Dual Band Amplifier/Repeater |
| Model No: | CSI-DSP85-C/P 2:2 EMR | Serial No: | CGL90211-000000 |
| Test Specification: | FCC Part 2 | Paragraph: 2.1047 | Date: 3/2/2010 |
| Operating Mode: | Amplifying input signal | | |
| Notes: | CELL Band - GSM - Downlink | | |

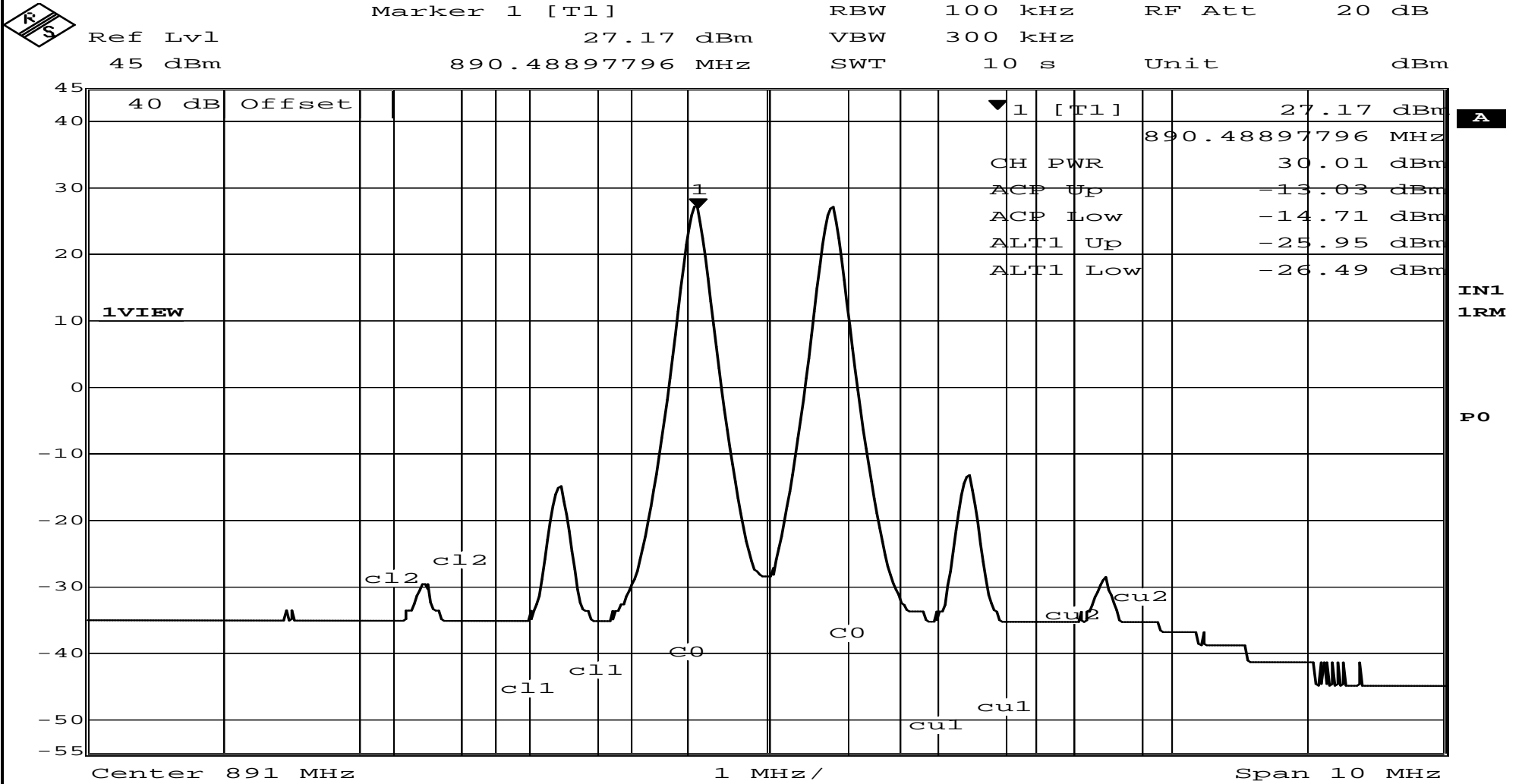


Date: 26.FEB.2010 13:16:57

RETLIF TESTING LABORATORIES

EMISSIONS DATA SHEET

| | | | |
|---------------------|----------------------------------|-------------------|-------------------------------------|
| Test Method: | Inter-modulation Characteristics | | |
| Customer: | Cellular Specialties, Inc. | Test Sample: | DSP II Dual Band Amplifier/Repeater |
| Model No: | CSI-DSP85-C/P 2:2 EMR | Serial No: | CGL90211-000000 |
| Test Specification: | FCC Part 2 | Paragraph: 2.1047 | Date: |
| Operating Mode: | Amplifying input signal | | |
| Notes: | CELL Band - GSM - Downlink | | |

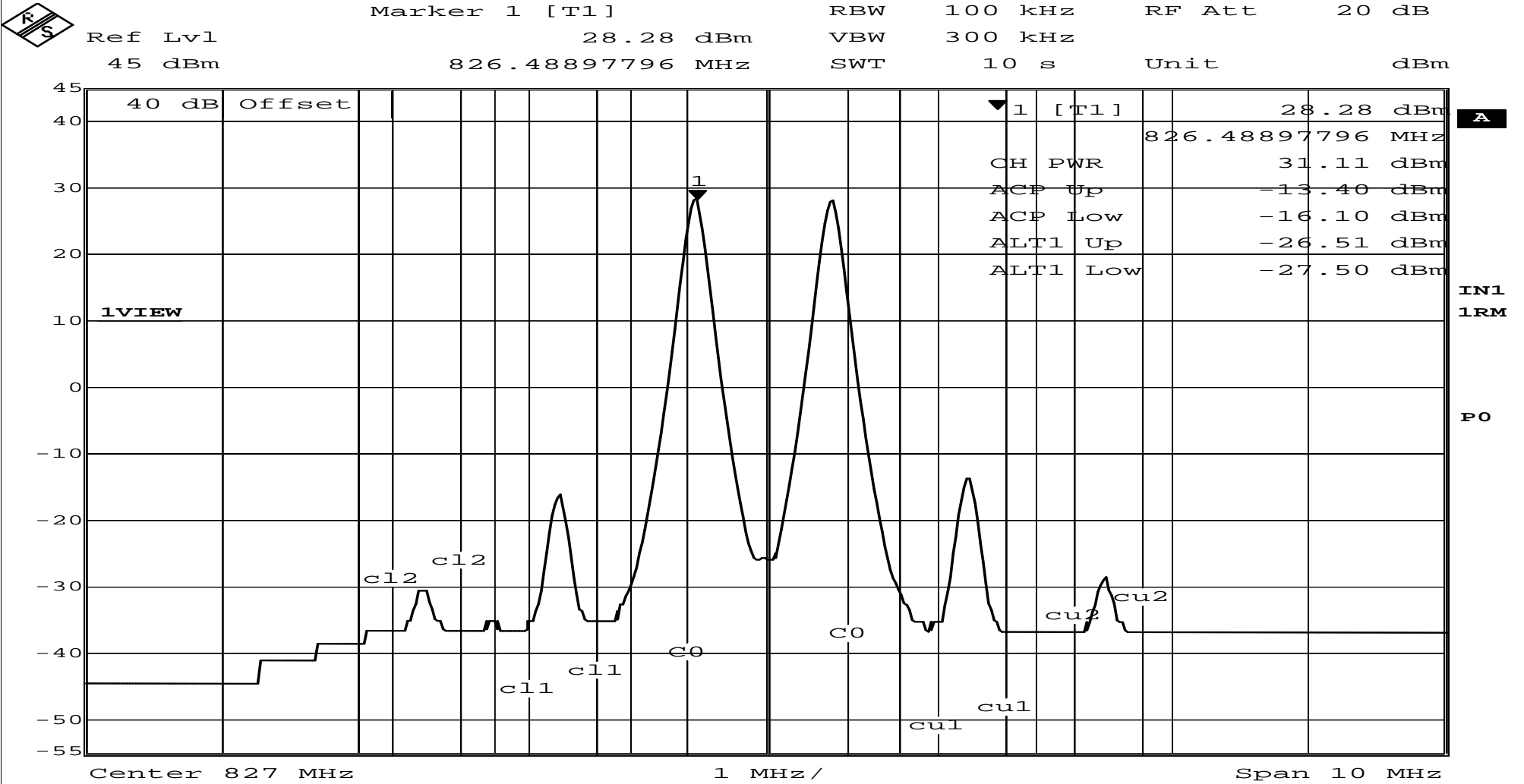


Date: 26.FEB.2010 13:21:43

RETLIF TESTING LABORATORIES

EMISSIONS DATA SHEET

| | | | |
|---------------------|----------------------------------|-------------------|-------------------------------------|
| Test Method: | Inter-modulation Characteristics | | |
| Customer: | Cellular Specialties, Inc. | Test Sample: | DSP II Dual Band Amplifier/Repeater |
| Job No: | R-5276N | | |
| Model No: | CSI-DSP85-C/P 2:2 EMR | Serial No: | CGL90211-000000 |
| Technician: | M.Seamans | | |
| Test Specification: | FCC Part 2 | Paragraph: 2.1047 | Date: |
| | | | 3/2/2010 |
| Operating Mode: | Amplifying input signal | | |
| Notes: | CELL Band - GSM - Uplink | | |

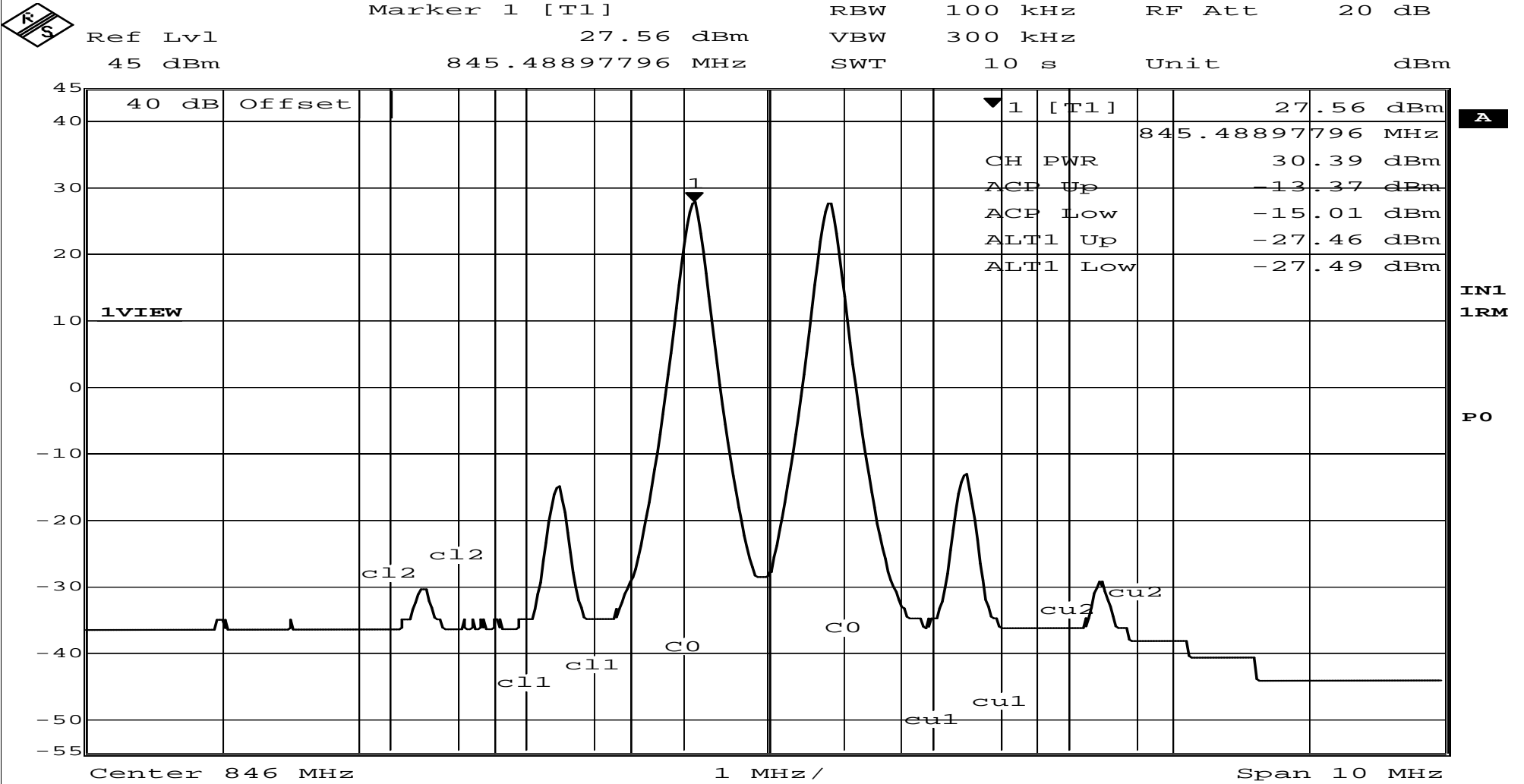


Date: 26.FEB.2010 13:08:15

RETLIF TESTING LABORATORIES

EMISSIONS DATA SHEET

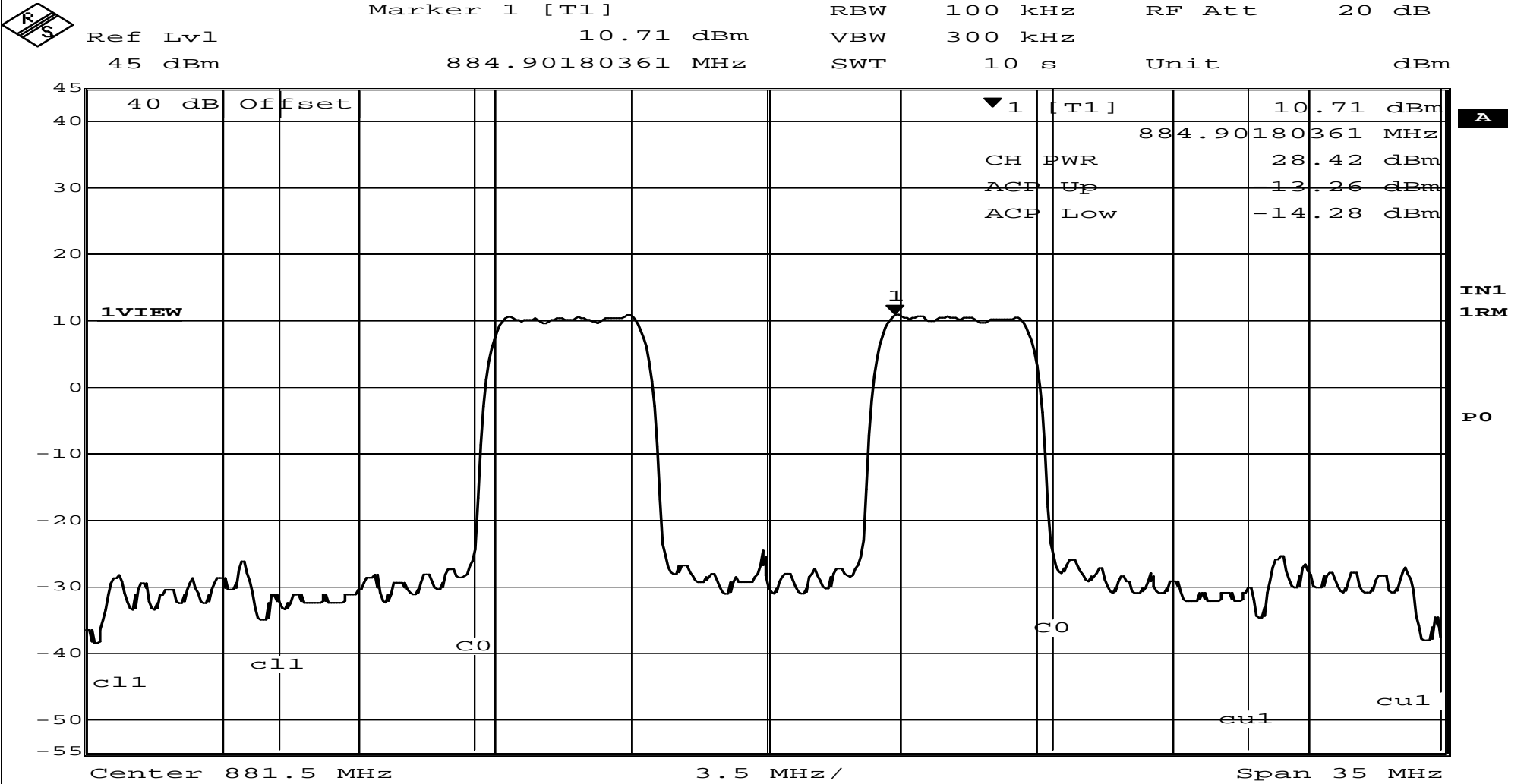
| | | | |
|---------------------|----------------------------------|-------------------|-------------------------------------|
| Test Method: | Inter-modulation Characteristics | | |
| Customer: | Cellular Specialties, Inc. | Test Sample: | DSP II Dual Band Amplifier/Repeater |
| Job No: | R-5276N | | |
| Model No: | CSI-DSP85-C/P 2:2 EMR | Serial No: | CGL90211-000000 |
| Technician: | M.Seamans | | |
| Test Specification: | FCC Part 2 | Paragraph: 2.1047 | Date: |
| | | | 3/2/2010 |
| Operating Mode: | Amplifying input signal | | |
| Notes: | CELL Band - GSM - Uplink | | |



RETLIF TESTING LABORATORIES

EMISSIONS DATA SHEET

| | | | | |
|---------------------|----------------------------------|--------------|-------------------------------------|-----------|
| Test Method: | Inter-modulation Characteristics | | | |
| Customer: | Cellular Specialties, Inc. | Test Sample: | DSP II Dual Band Amplifier/Repeater | |
| Model No: | CSI-DSP85-C/P 2:2 EMR | Serial No: | CGL90211-000000 | |
| Test Specification: | FCC Part 2 | Paragraph: | 2.1047 | |
| Operating Mode: | Amplifying input signal | | | |
| Notes: | CELL Band - W-CDMA - Downlink | | | |
| Job No: | R-5276N | | Technician: | M.Seamans |
| Date: | 3/2/2010 | | | |

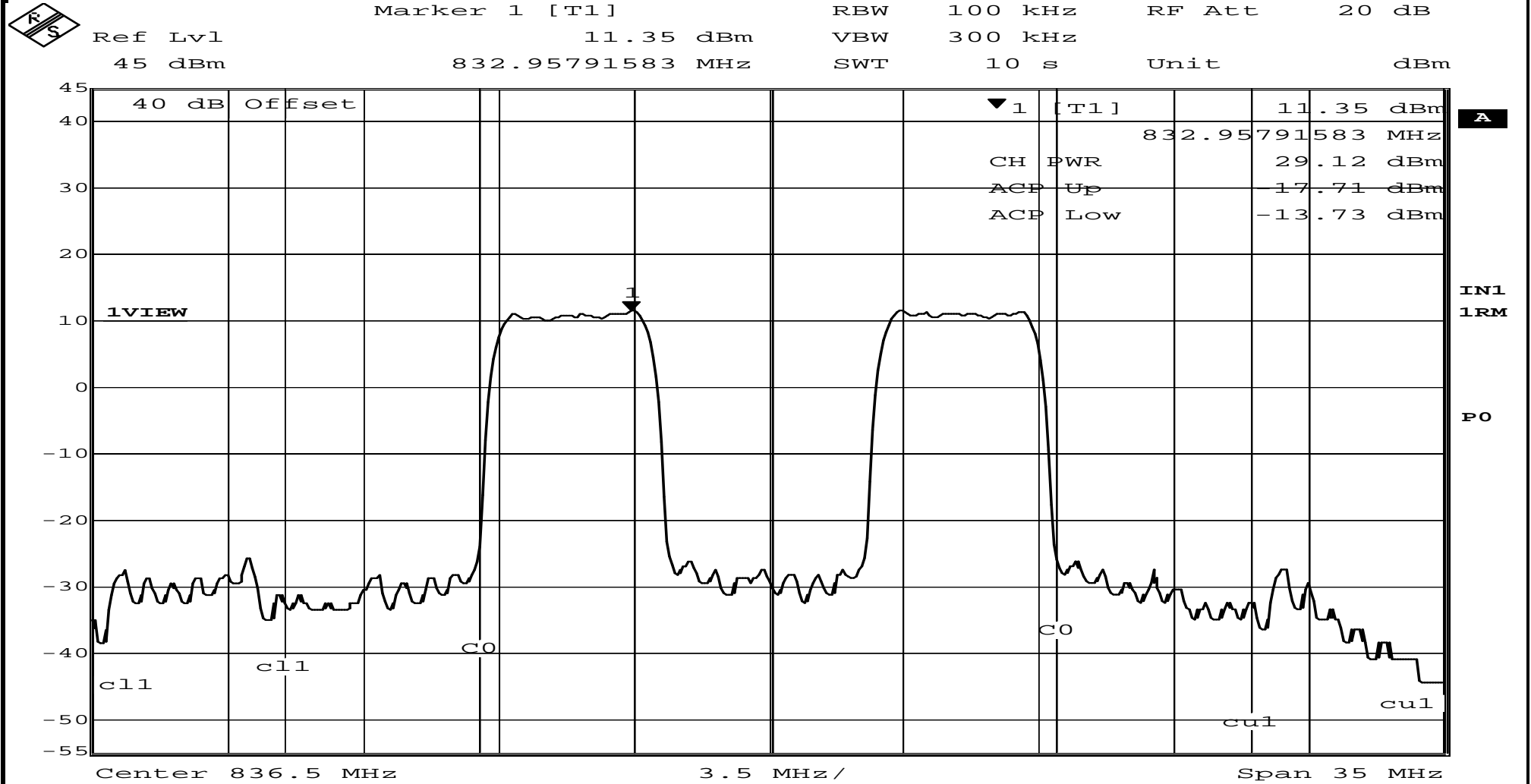


Date: 26.FEB.2010 13:40:09

RETLIF TESTING LABORATORIES

EMISSIONS DATA SHEET

| | | | |
|---------------------|----------------------------------|--------------|-------------------------------------|
| Test Method: | Inter-modulation Characteristics | | |
| Customer: | Cellular Specialties, Inc. | Test Sample: | DSP II Dual Band Amplifier/Repeater |
| Model No: | CSI-DSP85-C/P 2:2 EMR | Serial No: | CGL90211-000000 |
| Test Specification: | FCC Part 2 | Paragraph: | 2.1047 |
| Operating Mode: | Amplifying input signal | | |
| Notes: | CELL Band - W-CDMA - Uplink | | |

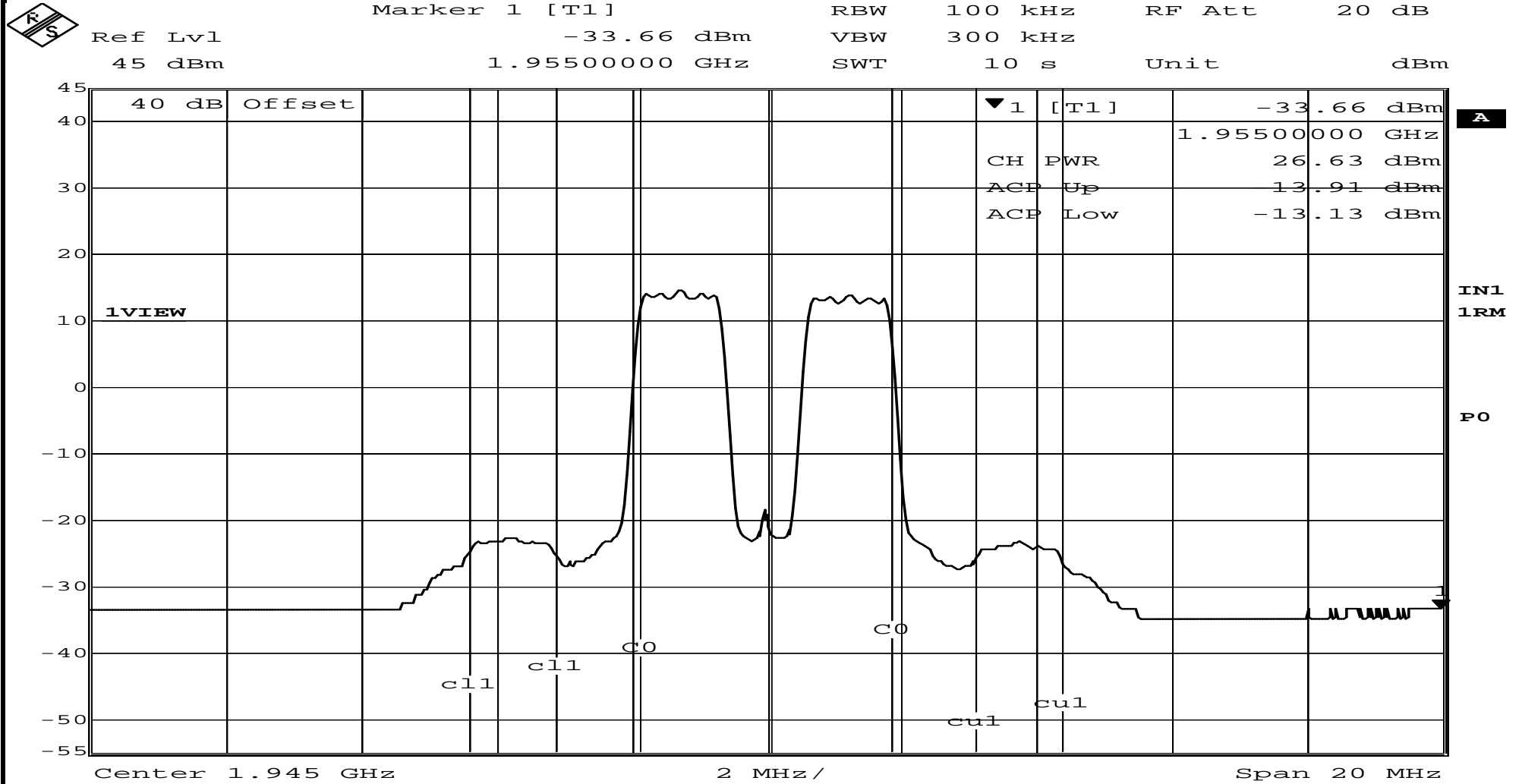


Date: 26.FEB.2010 13:54:02

RETLIF TESTING LABORATORIES

EMISSIONS DATA SHEET

| | | | |
|---------------------|------------------------------------|--------------|-------------------------------------|
| Test Method: | Inter-modulation Characteristics | | |
| Customer: | Cellular Specialties, Inc. | Test Sample: | DSP II Dual Band Amplifier/Repeater |
| Model No: | CSI-DSP85-C/P 2:2 EMR | Serial No: | CGL90211-000000 |
| Test Specification: | FCC Part 2 | Paragraph: | 2.1047 |
| Operating Mode: | Amplifying input signal | | |
| Notes: | PCS Band - (IS-95) CDMA - Downlink | | |

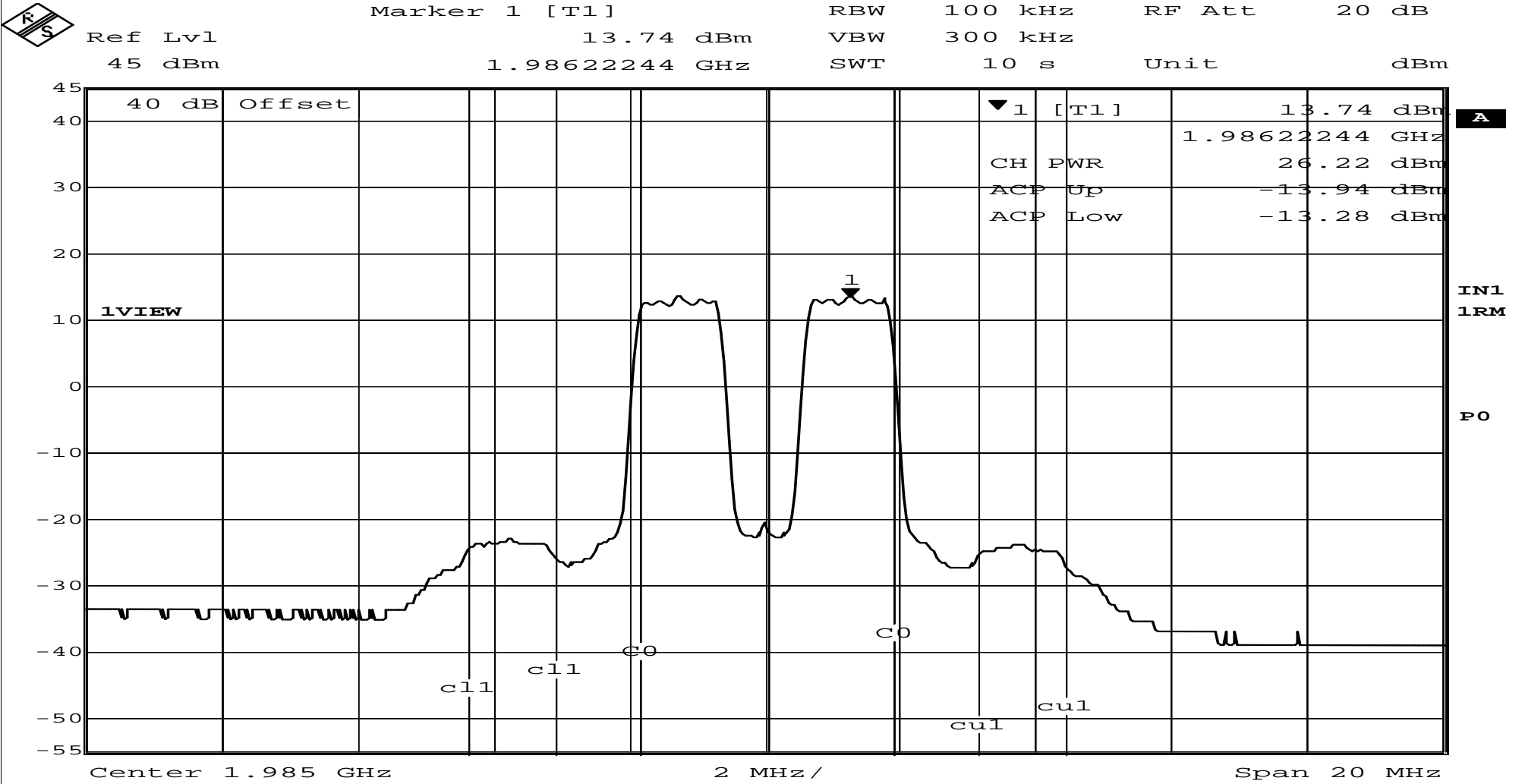


Date: 26.FEB.2010 15:52:52

RETLIF TESTING LABORATORIES

EMISSIONS DATA SHEET

| | | | |
|---------------------|------------------------------------|--------------|-------------------------------------|
| Test Method: | Inter-modulation Characteristics | | |
| Customer: | Cellular Specialties, Inc. | Test Sample: | DSP II Dual Band Amplifier/Repeater |
| Model No: | CSI-DSP85-C/P 2:2 EMR | Serial No: | CGL90211-000000 |
| Test Specification: | FCC Part 2 | Paragraph: | 2.1047 |
| Operating Mode: | Amplifying input signal | | |
| Notes: | PCS Band - (IS-95) CDMA - Downlink | | |

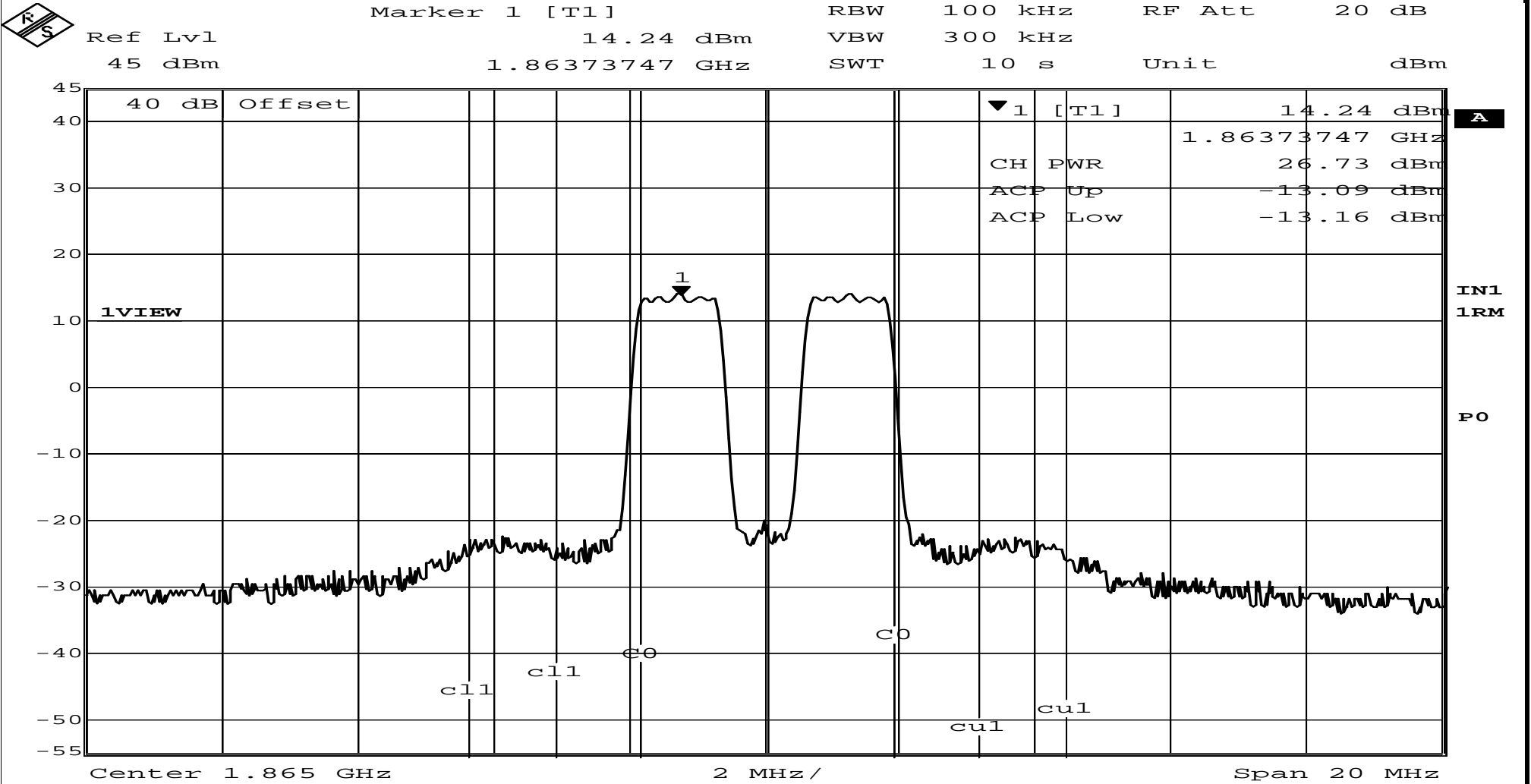


Date: 26.FEB.2010 15:49:20

RETLIF TESTING LABORATORIES

EMISSIONS DATA SHEET

| | | | |
|---------------------|----------------------------------|-------------------|-------------------------------------|
| Test Method: | Inter-modulation Characteristics | | |
| Customer: | Cellular Specialties, Inc. | Test Sample: | DSP II Dual Band Amplifier/Repeater |
| Model No: | CSI-DSP85-C/P 2:2 EMR | Serial No: | CGL90211-000000 |
| Test Specification: | FCC Part 2 | Paragraph: 2.1047 | Date: |
| Operating Mode: | Amplifying input signal | | |
| Notes: | PCS Band - (IS-95) CDMA - Uplink | | |



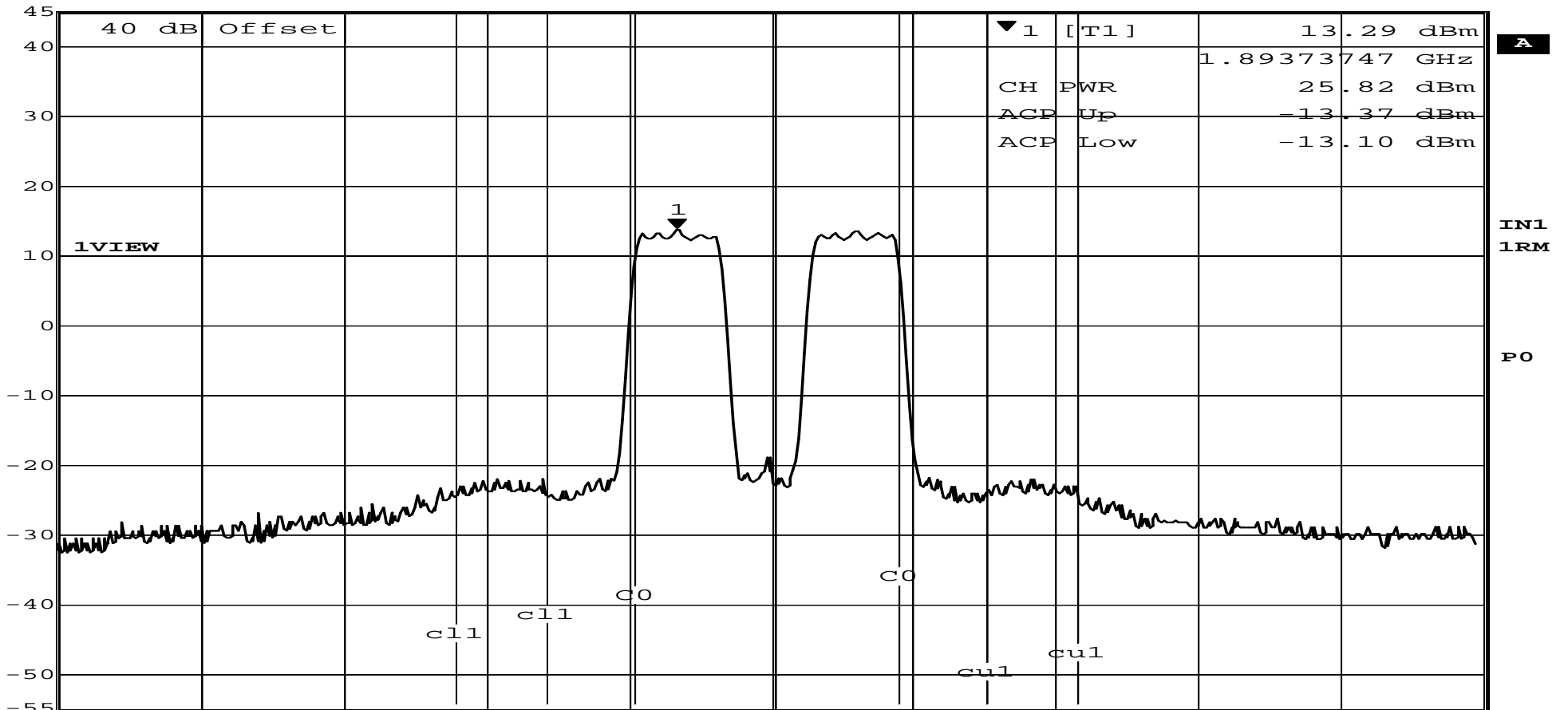
Date: 26.FEB.2010 15:44:24

RETLIF TESTING LABORATORIES

EMISSIONS DATA SHEET

| | | | |
|---------------------|----------------------------------|--------------|-------------------------------------|
| Test Method: | Inter-modulation Characteristics | | |
| Customer: | Cellular Specialties, Inc. | Test Sample: | DSP II Dual Band Amplifier/Repeater |
| Model No: | CSI-DSP85-C/P 2:2 EMR | Serial No: | CGL90211-000000 |
| Test Specification: | FCC Part 2 | Paragraph: | 2.1047 |
| Operating Mode: | Amplifying input signal | | |
| Notes: | PCS Band - (IS-95) CDMA - Uplink | | |

| | | | | | |
|---------|----------------|-----|---------|--------|-------|
| | Marker 1 [T1] | RBW | 100 kHz | RF Att | 20 dB |
| Ref Lvl | 13.29 dBm | VBW | 300 kHz | | |
| 45 dBm | 1.89373747 GHz | SWT | 10 s | Unit | dBm |



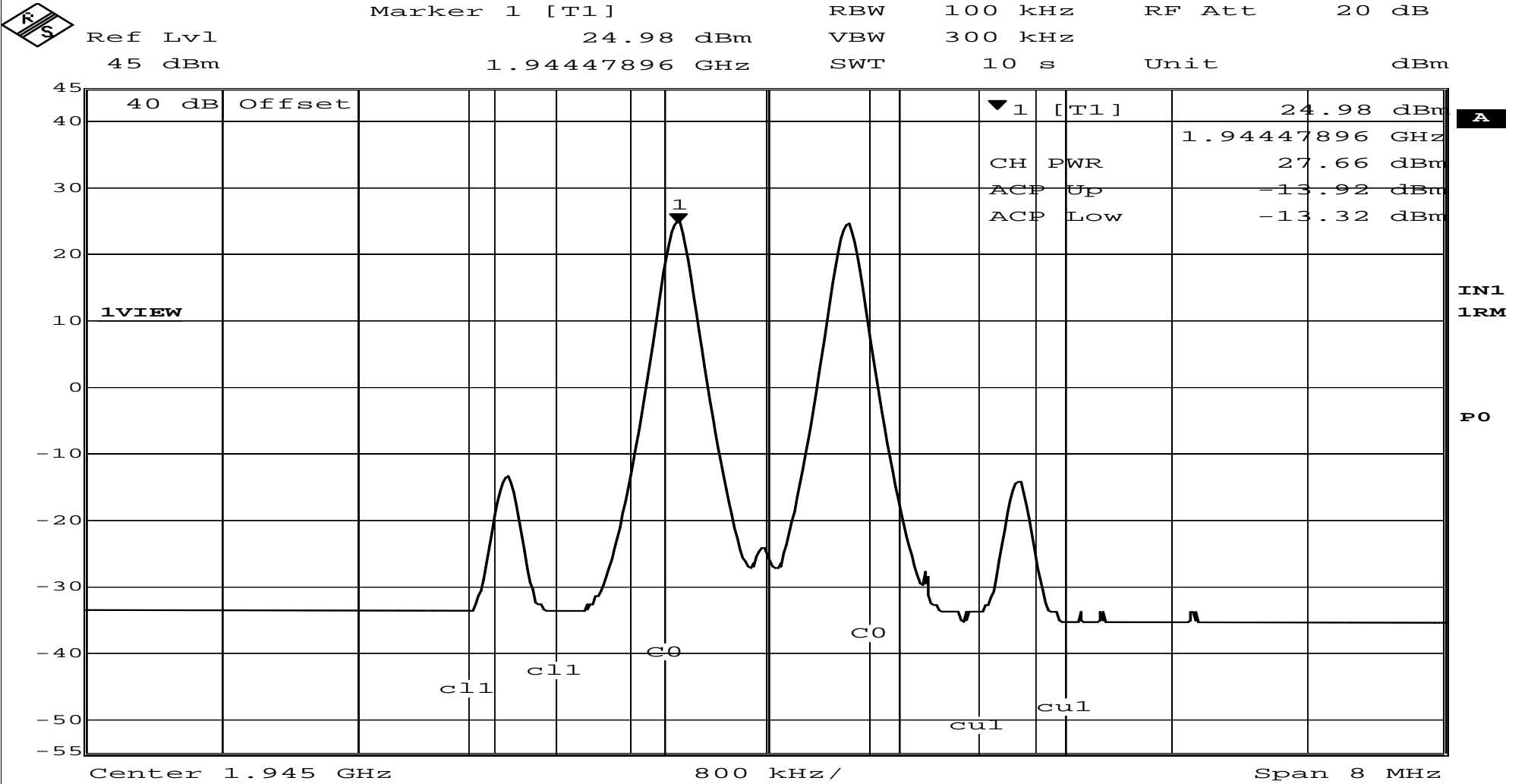
Center 1.895 GHz
2 MHz/
Span 20 MHz

Date: 26.FEB.2010 15:41:24

RETLIF TESTING LABORATORIES

EMISSIONS DATA SHEET

| | | | |
|---------------------|----------------------------------|-------------------|-------------------------------------|
| Test Method: | Inter-modulation Characteristics | | |
| Customer: | Cellular Specialties, Inc. | Test Sample: | DSP II Dual Band Amplifier/Repeater |
| Job No: | R-5276N | | |
| Model No: | CSI-DSP85-C/P 2:2 EMR | Serial No: | CGL90211-000000 |
| Technician: | M.Seamans | | |
| Test Specification: | FCC Part 2 | Paragraph: 2.1047 | Date: |
| Operating Mode: | Amplifying input signal | | |
| Notes: | PCS Band - GSM - Downlink | | |

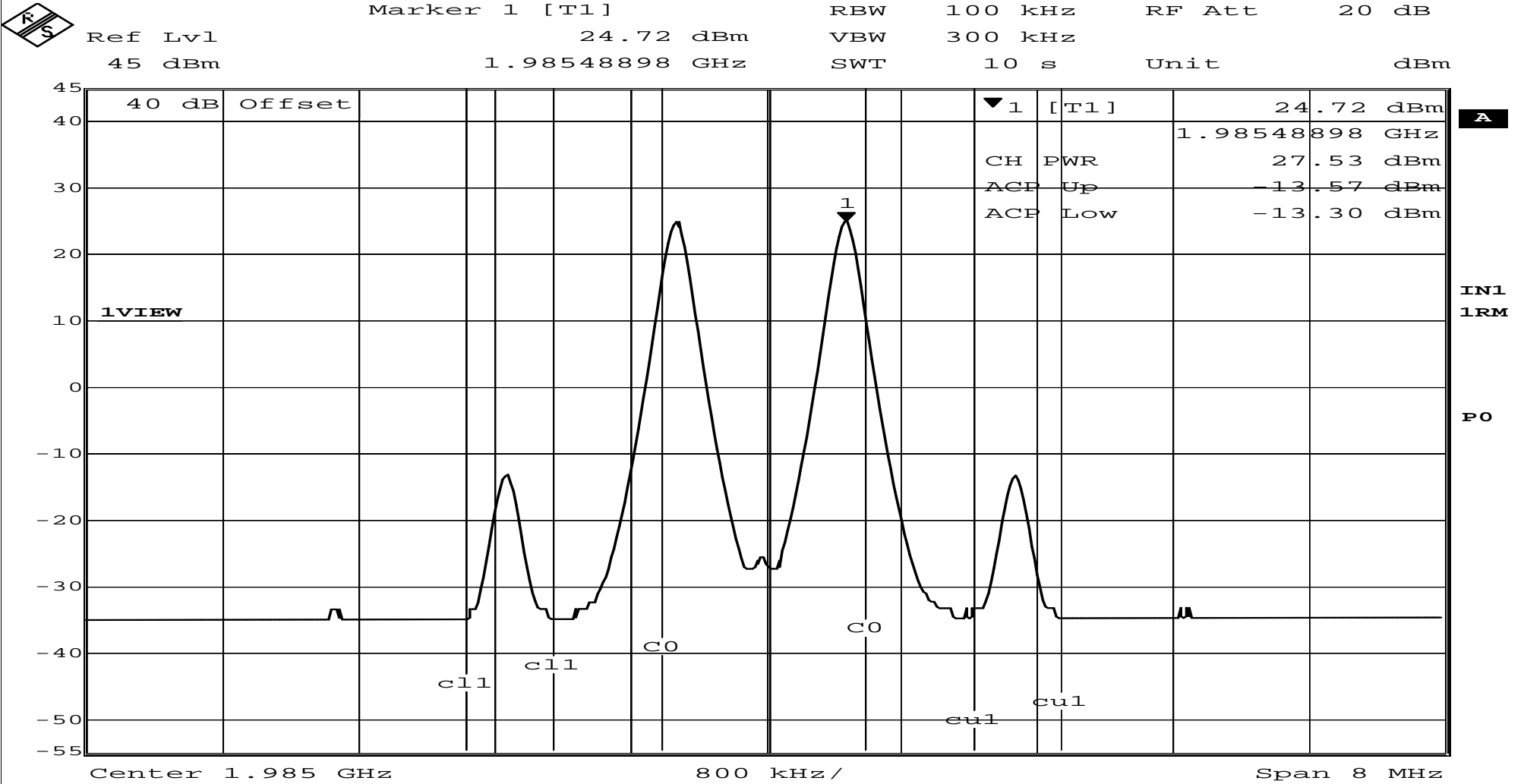


Date: 26.FEB.2010 15:12:55

RETLIF TESTING LABORATORIES

EMISSIONS DATA SHEET

| | | | |
|---------------------|----------------------------------|-------------------|-------------------------------------|
| Test Method: | Inter-modulation Characteristics | | |
| Customer: | Cellular Specialties, Inc. | Test Sample: | DSP II Dual Band Amplifier/Repeater |
| Job No: | R-5276N | | |
| Model No: | CSI-DSP85-C/P 2:2 EMR | Serial No: | CGL90211-000000 |
| Technician: | M.Seamans | | |
| Test Specification: | FCC Part 2 | Paragraph: 2.1047 | Date: |
| | | | 3/2/2010 |
| Operating Mode: | Amplifying input signal | | |
| Notes: | PCS Band - GSM - Downlink | | |

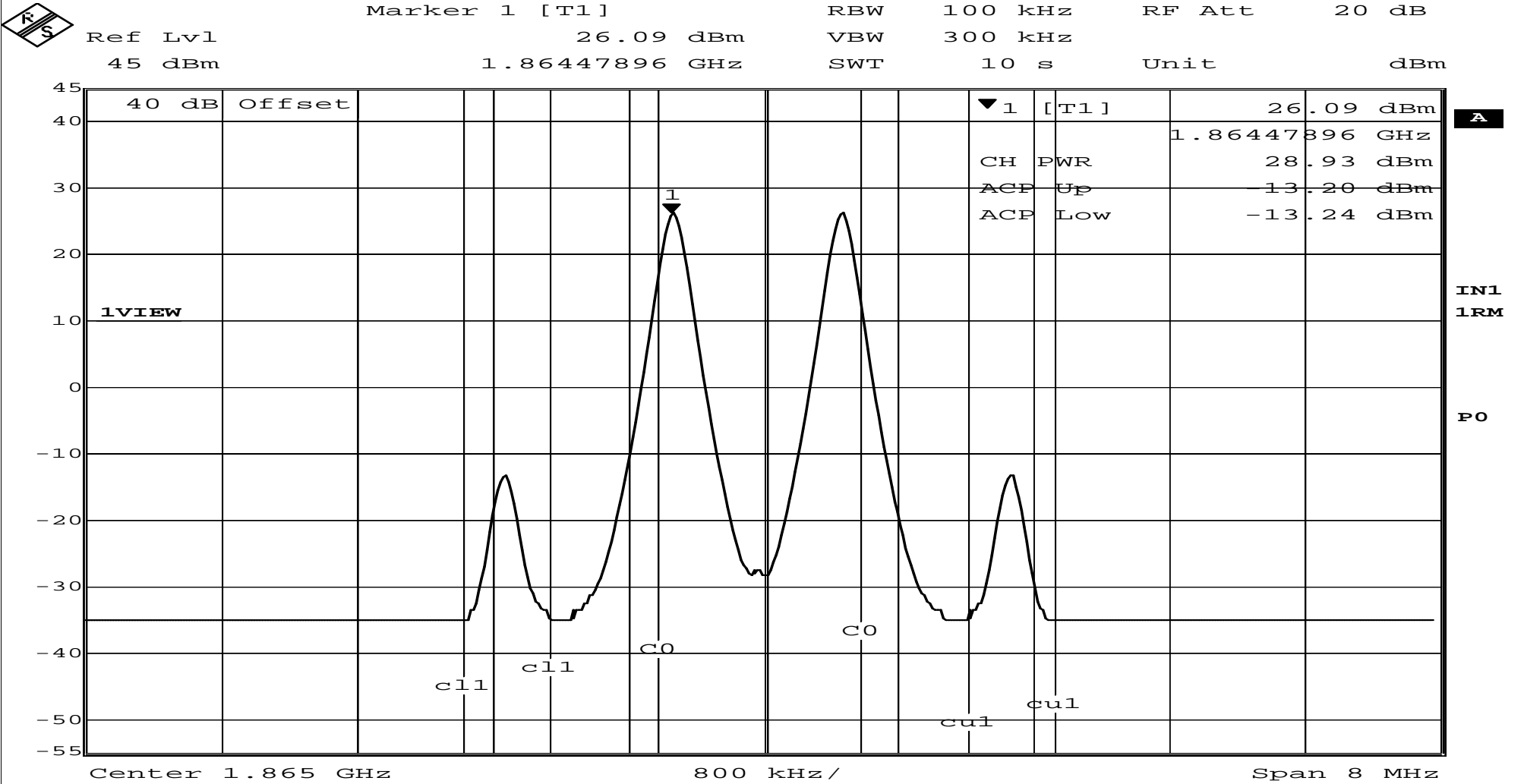


Date: 26.FEB.2010 15:07:27

RETLIF TESTING LABORATORIES

EMISSIONS DATA SHEET

| | | | |
|---------------------|----------------------------------|-------------------|-------------------------------------|
| Test Method: | Inter-modulation Characteristics | | |
| Customer: | Cellular Specialties, Inc. | Test Sample: | DSP II Dual Band Amplifier/Repeater |
| Job No: | R-5276N | | |
| Model No: | CSI-DSP85-C/P 2:2 EMR | Serial No: | CGL90211-000000 |
| Technician: | M.Seamans | | |
| Test Specification: | FCC Part 2 | Paragraph: 2.1047 | Date: |
| | | | 3/2/2010 |
| Operating Mode: | Amplifying input signal | | |
| Notes: | PCS Band - GSM - Uplink | | |

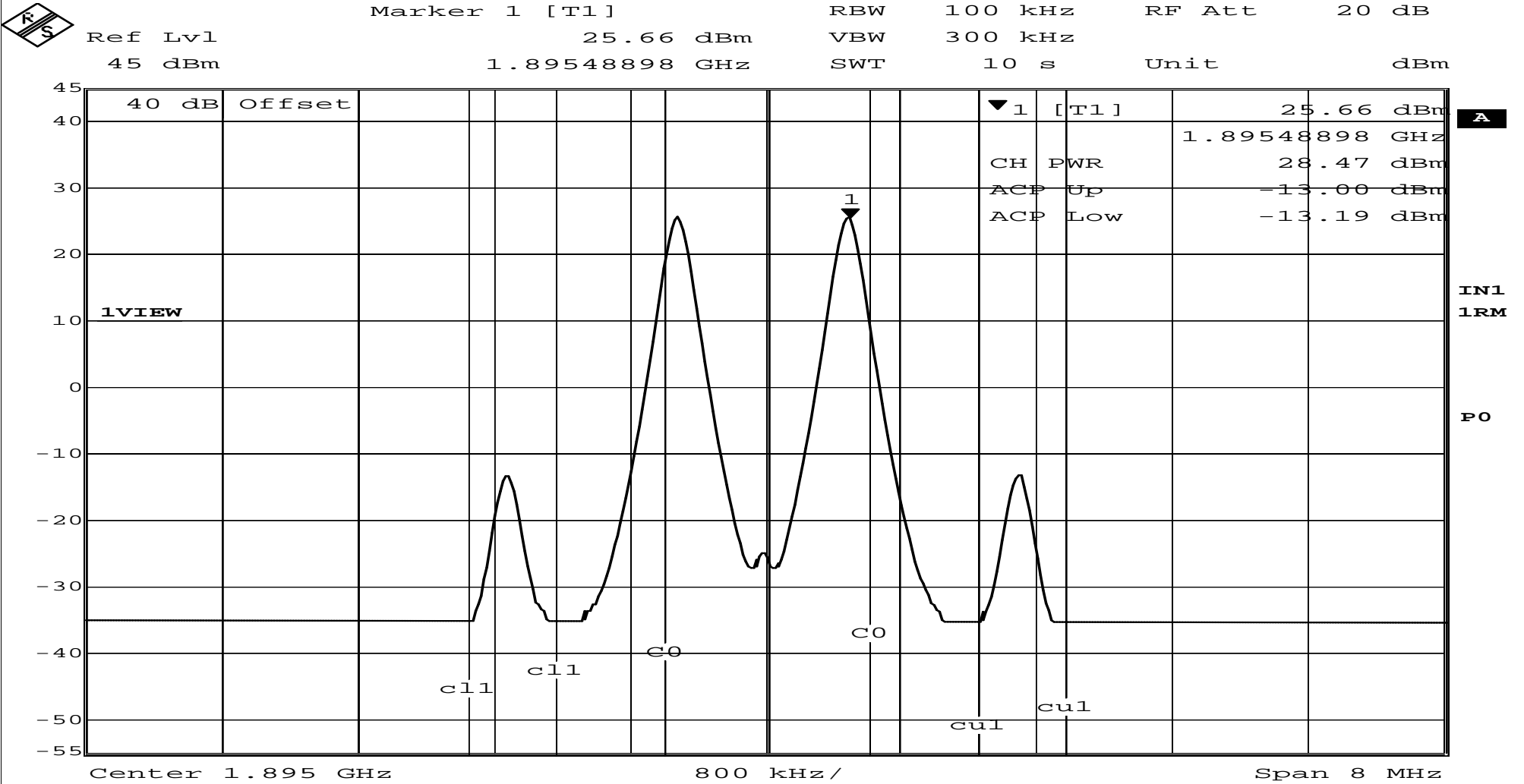


Date: 26.FEB.2010 15:18:07

RETLIF TESTING LABORATORIES

EMISSIONS DATA SHEET

| | | | |
|---------------------|----------------------------------|-------------------|-------------------------------------|
| Test Method: | Inter-modulation Characteristics | | |
| Customer: | Cellular Specialties, Inc. | Test Sample: | DSP II Dual Band Amplifier/Repeater |
| Job No: | R-5276N | | |
| Model No: | CSI-DSP85-C/P 2:2 EMR | Serial No: | CGL90211-000000 |
| Technician: | M.Seamans | | |
| Test Specification: | FCC Part 2 | Paragraph: 2.1047 | Date: |
| Operating Mode: | Amplifying input signal | | |
| Notes: | PCS Band - GSM - Uplink | | |

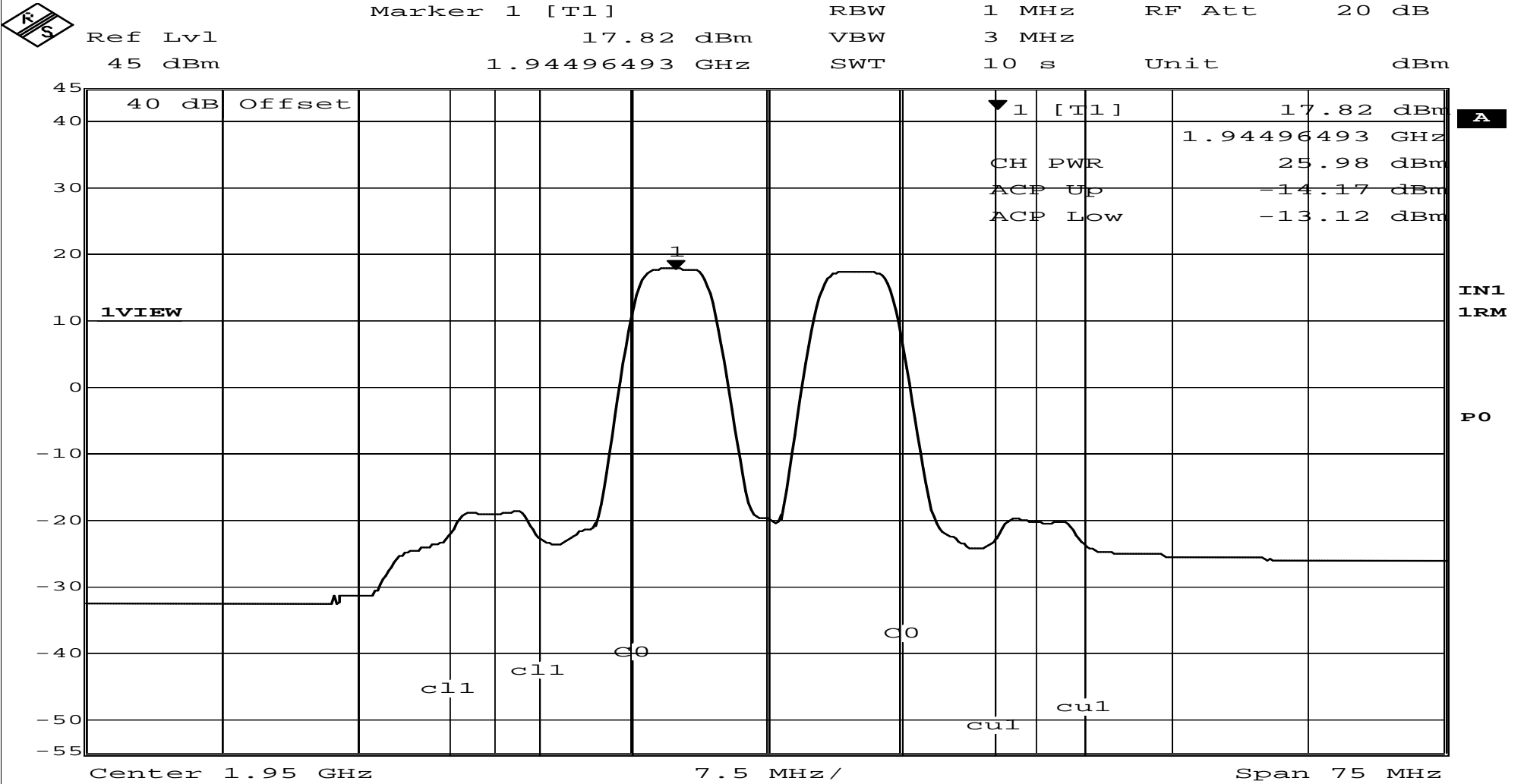


Date: 26.FEB.2010 15:21:39

RETLIF TESTING LABORATORIES

EMISSIONS DATA SHEET

| | | | | |
|---------------------|----------------------------------|-------------------|-------------------------------------|----------|
| Test Method: | Inter-modulation Characteristics | | | |
| Customer: | Cellular Specialties, Inc. | Test Sample: | DSP II Dual Band Amplifier/Repeater | |
| Model No: | CSI-DSP85-C/P 2:2 EMR | Serial No: | CGL90211-000000 | |
| Test Specification: | FCC Part 2 | Paragraph: 2.1047 | Date: | 3/2/2010 |
| Operating Mode: | Amplifying input signal | | | |
| Notes: | PCS Band - W-CDMA - Downlink | | | |

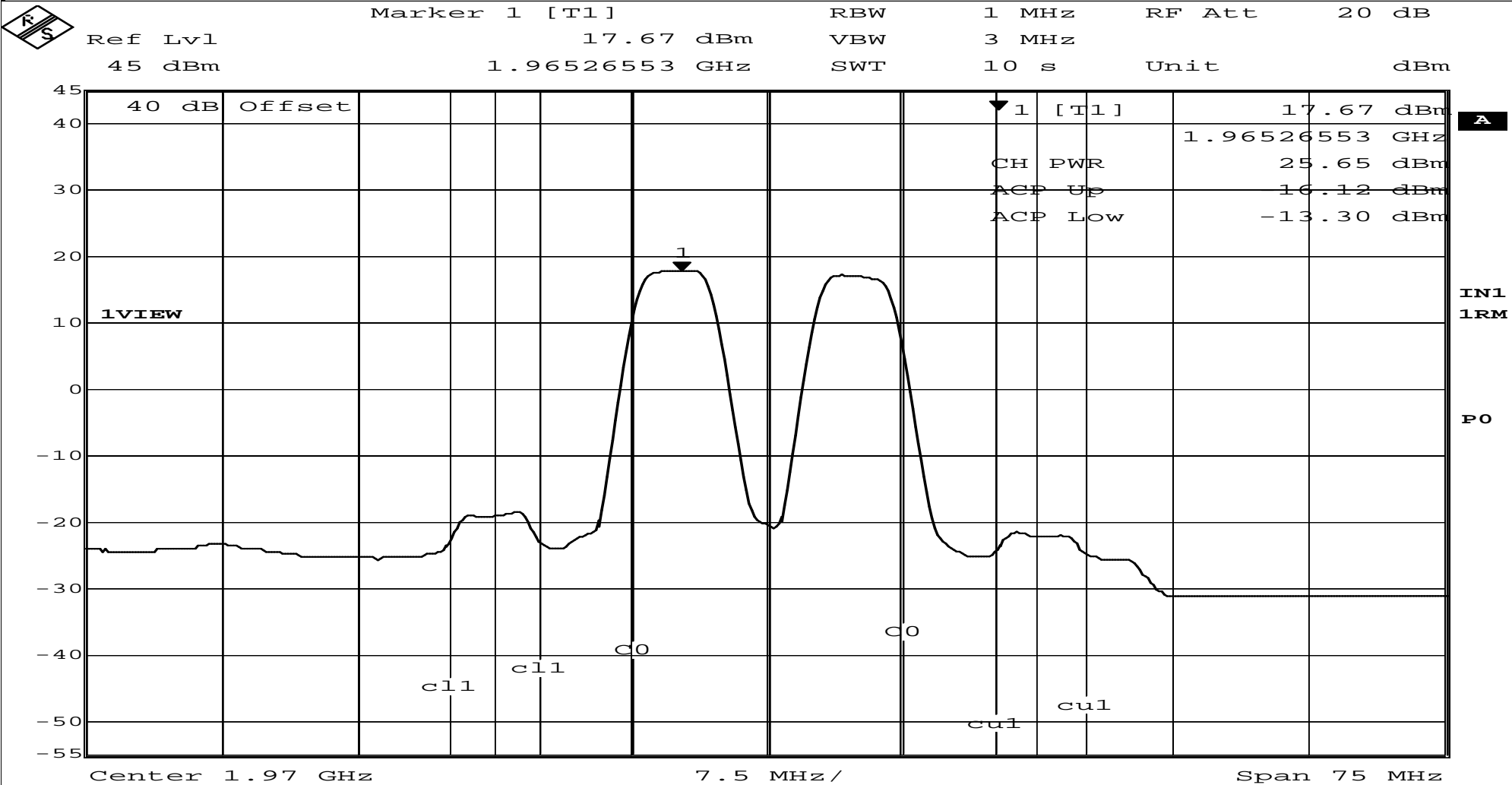


Date: 26.FEB.2010 14:52:17

RETLIF TESTING LABORATORIES

EMISSIONS DATA SHEET

| | | | | | |
|---------------------|----------------------------------|--------------|-------------------------------------|-------------|-----------|
| Test Method: | Inter-modulation Characteristics | | | | |
| Customer: | Cellular Specialties, Inc. | Test Sample: | DSP II Dual Band Amplifier/Repeater | Job No: | R-5276N |
| Model No: | CSI-DSP85-C/P 2:2 EMR | Serial No: | CGL90211-000000 | Technician: | M.Seamans |
| Test Specification: | FCC Part 2 | Paragraph: | 2.1047 | Date: | 3/2/2010 |
| Operating Mode: | Amplifying input signal | | | | |
| Notes: | PCS Band - W-CDMA - Downlink | | | | |

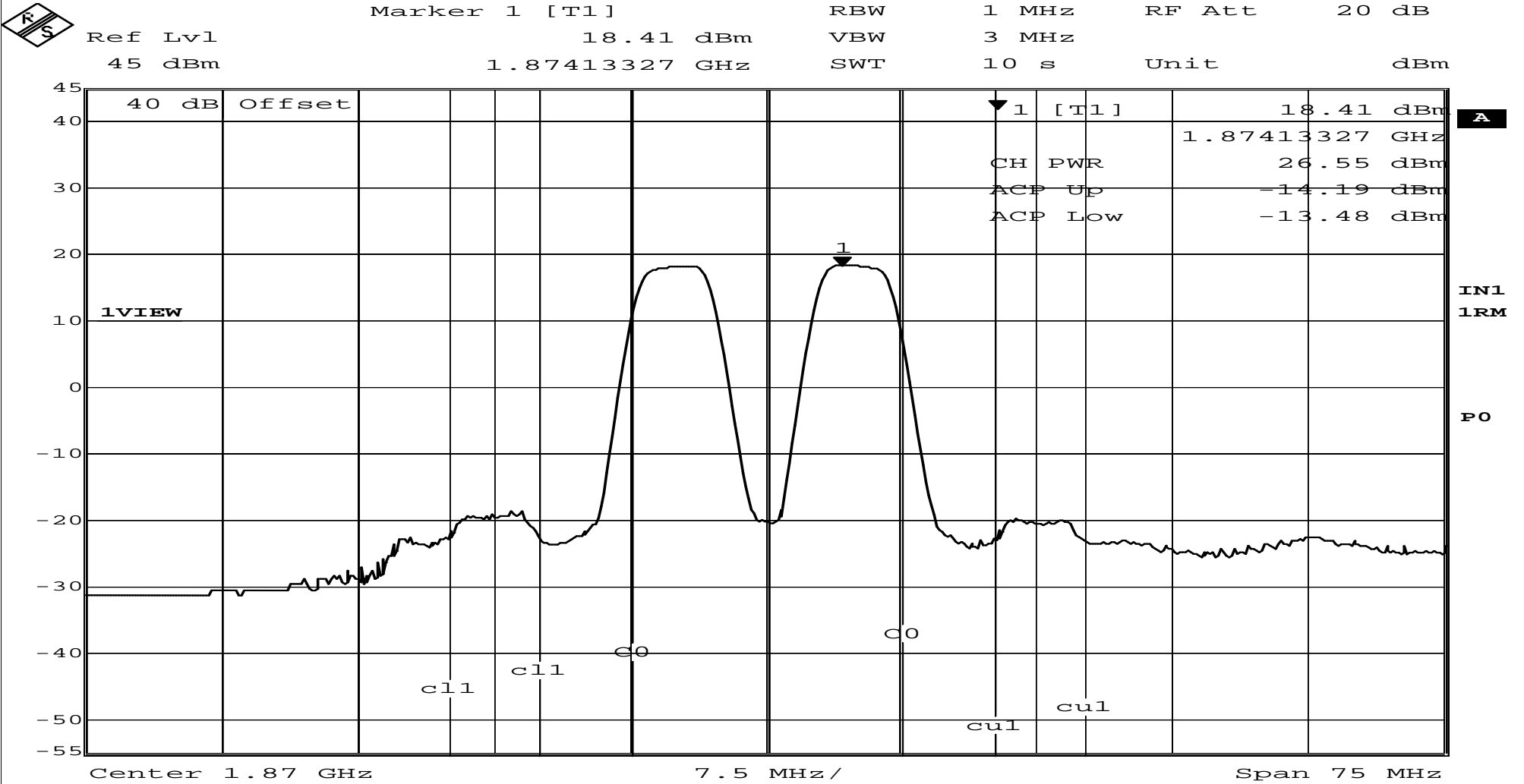


Date: 26.FEB.2010 14:55:27

RETLIF TESTING LABORATORIES

EMISSIONS DATA SHEET

| | | | | | |
|---------------------|----------------------------------|--------------|-------------------------------------|-------------|-----------|
| Test Method: | Inter-modulation Characteristics | | | | |
| Customer: | Cellular Specialties, Inc. | Test Sample: | DSP II Dual Band Amplifier/Repeater | Job No: | R-5276N |
| Model No: | CSI-DSP85-C/P 2:2 EMR | Serial No: | CGL90211-000000 | Technician: | M.Seamans |
| Test Specification: | FCC Part 2 | Paragraph: | 2.1047 | Date: | 3/2/2010 |
| Operating Mode: | Amplifying input signal | | | | |
| Notes: | PCS Band - W-CDMA - Uplink | | | | |

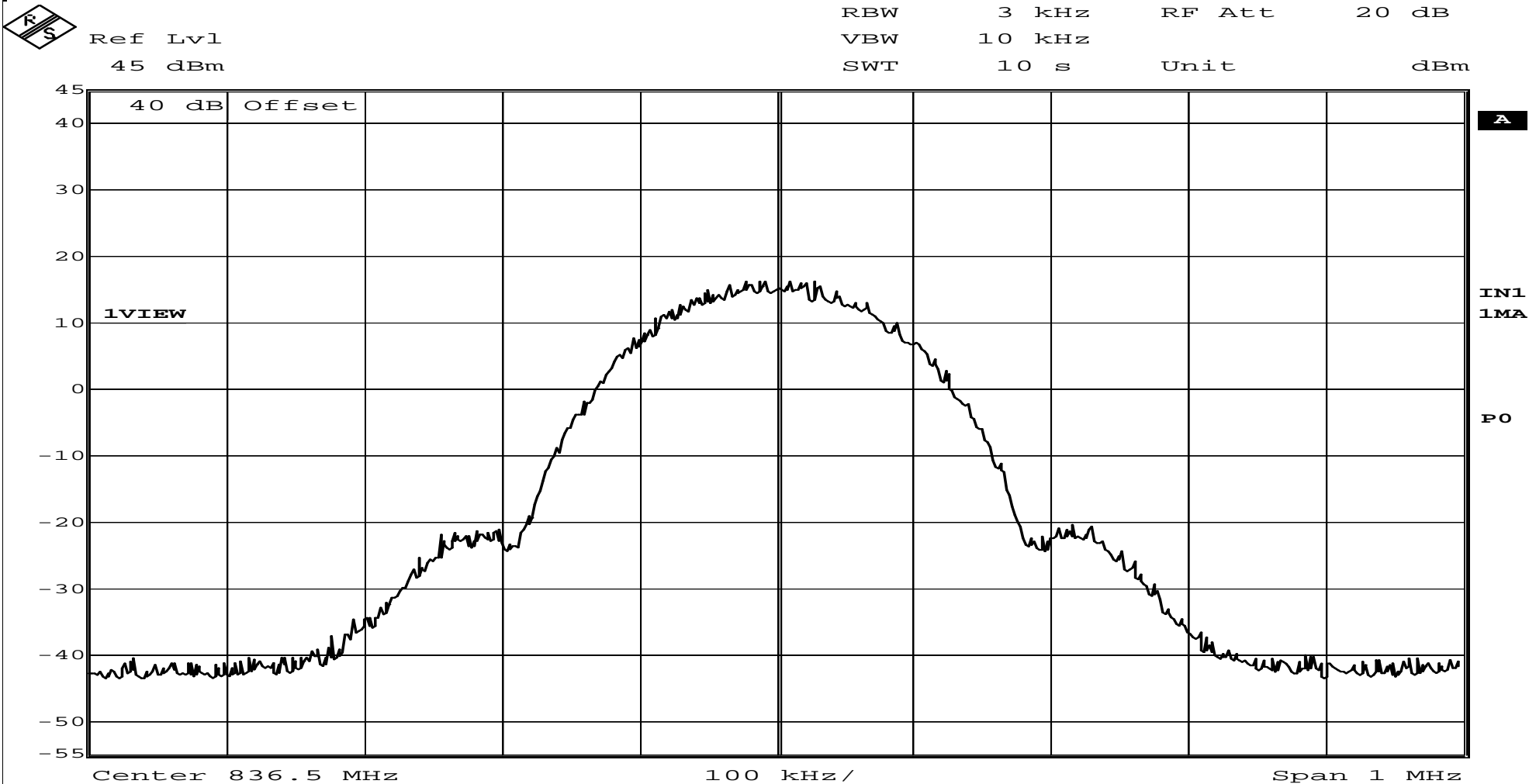


Date: 26.FEB.2010 14:11:11

RETLIF TESTING LABORATORIES

EMISSIONS DATA SHEET

| | | | |
|---------------------|------------------------------------|--------------|-------------------------------------|
| Test Method: | Occupied Bandwidth | | |
| Customer: | Cellular Specialties, Inc. | Test Sample: | DSP II Dual Band Amplifier/Repeater |
| Model No: | CSI-DSP85-C/P 2:2 EMR | Serial No: | CGL90211-000000 |
| Test Specification: | FCC Part 2 | Paragraph: | 2.1049 |
| Operating Mode: | Amplifying input signal | | |
| Notes: | GSM - Uplink - Output at 836.5 MHz | | |

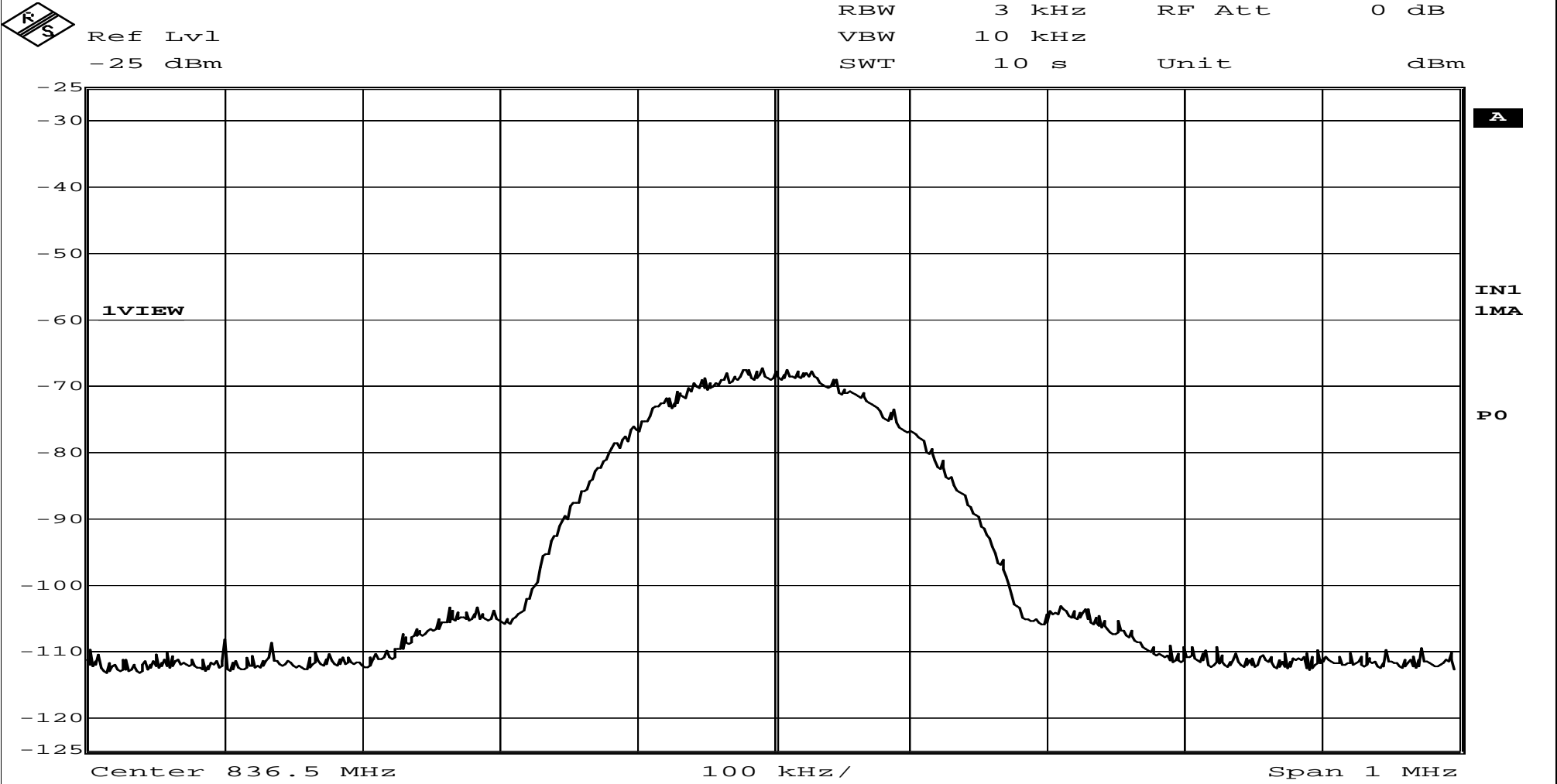


Date: 2.MAR.2010 13:22:51

RETLIF TESTING LABORATORIES

EMISSIONS DATA SHEET

| | | | |
|---------------------|-----------------------------------|--------------|-------------------------------------|
| Test Method: | Occupied Bandwidth | | |
| Customer: | Cellular Specialties, Inc. | Test Sample: | DSP II Dual Band Amplifier/Repeater |
| Model No: | CSI-DSP85-C/P 2:2 EMR | Serial No: | CGL90211-000000 |
| Test Specification: | FCC Part 2 | Paragraph: | 2.1049 |
| Operating Mode: | Amplifying input signal | | |
| Notes: | GSM - Uplink - Input at 836.5 MHz | | |

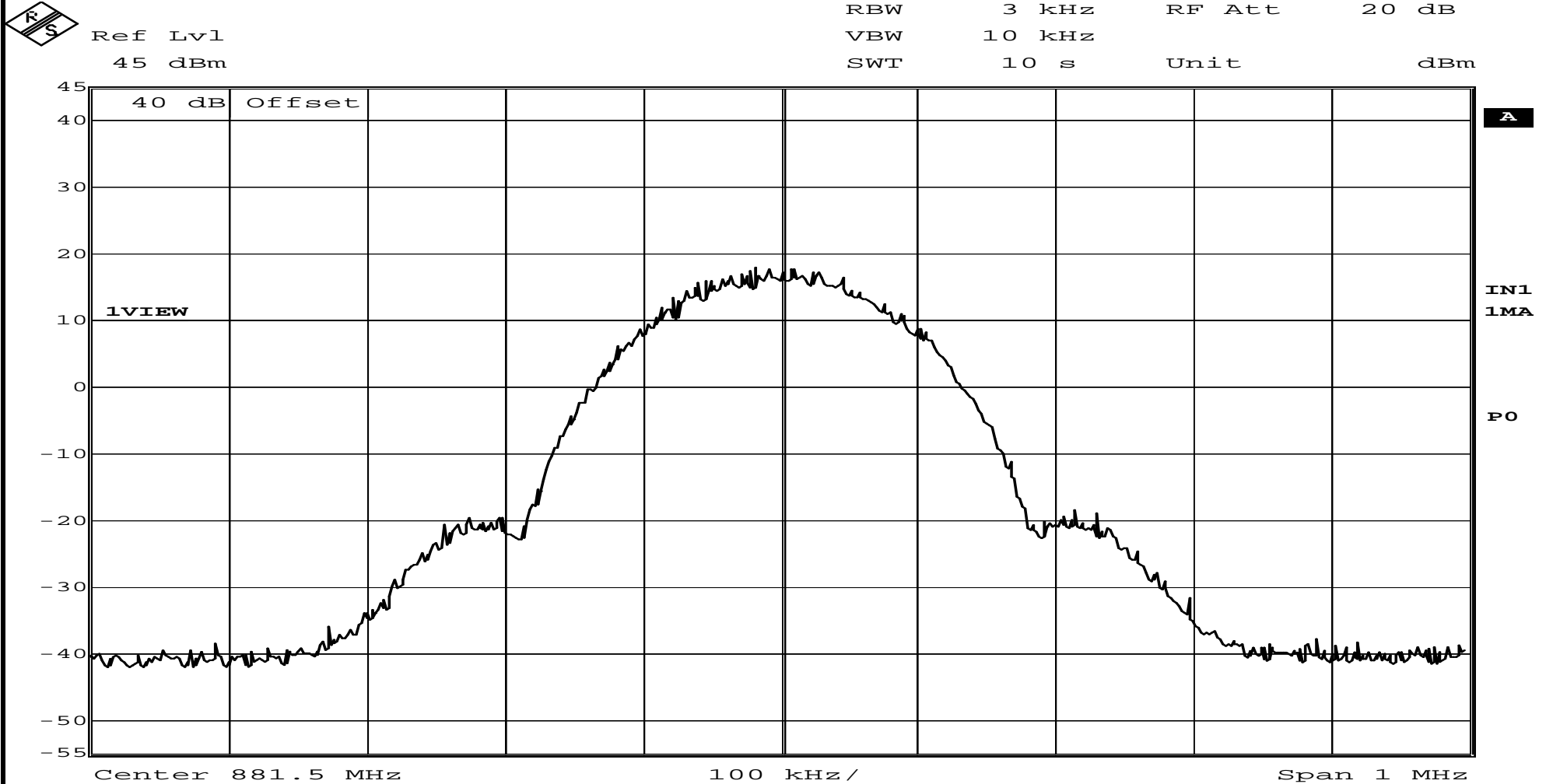


Date: 2.MAR.2010 13:26:58

RETLIF TESTING LABORATORIES

EMISSIONS DATA SHEET

| | | | |
|---------------------|------------------------------------|--------------|-------------------------------------|
| Test Method: | Occupied Bandwidth | | |
| Customer: | Cellular Specialties, Inc. | Test Sample: | DSP II Dual Band Amplifier/Repeater |
| Model No: | CSI-DSP85-C/P 2:2 EMR | Serial No: | CGL90211-000000 |
| Test Specification: | FCC Part 2 | Paragraph: | 2.1049 |
| Operating Mode: | Amplifying input signal | | |
| Notes: | GSM - Uplink - Output at 881.5 MHz | | |

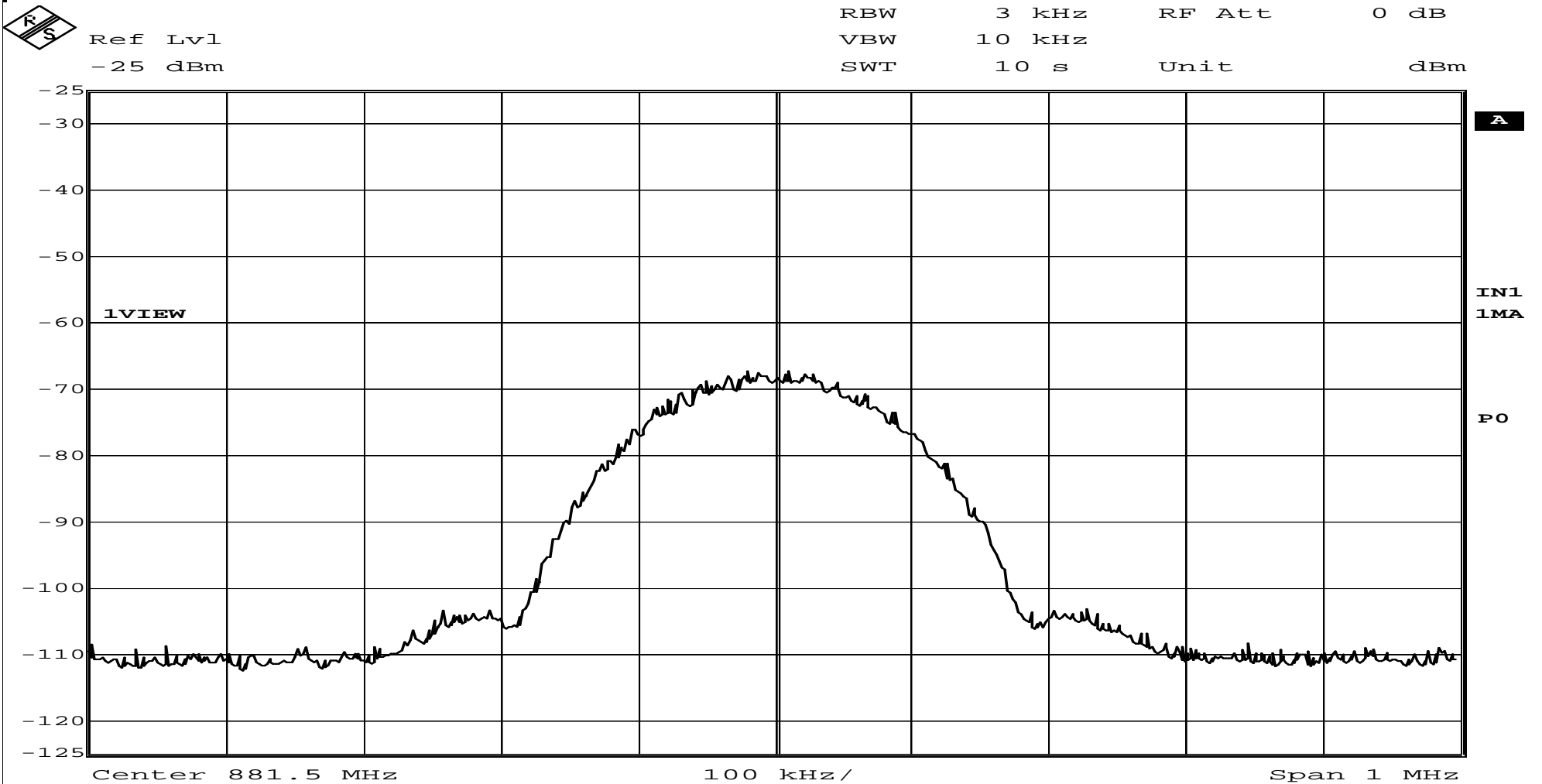


Date: 2.MAR.2010 13:30:34

RETLIF TESTING LABORATORIES

EMISSIONS DATA SHEET

| | | | |
|---------------------|-----------------------------------|-------------------|-------------------------------------|
| Test Method: | Occupied Bandwidth | | |
| Customer: | Cellular Specialties, Inc. | Test Sample: | DSP II Dual Band Amplifier/Repeater |
| Model No: | CSI-DSP85-C/P 2:2 EMR | Serial No: | CGL90211-000000 |
| Test Specification: | FCC Part 2 | Paragraph: 2.1049 | Date: |
| Operating Mode: | Amplifying input signal | | |
| Notes: | GSM - Uplink - Input at 881.5 MHz | | |

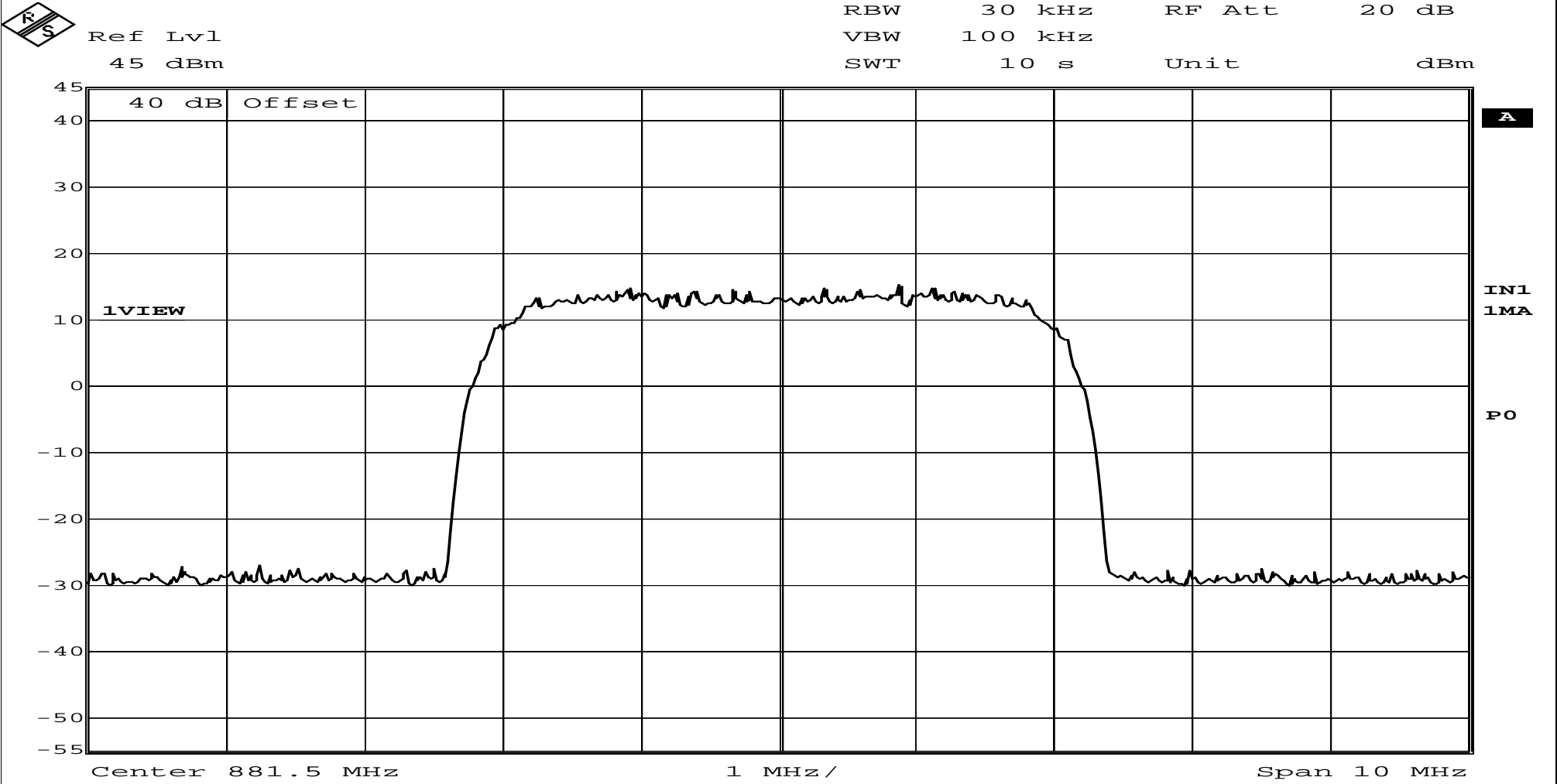


Date: 2.MAR.2010 13:32:26

RETLIF TESTING LABORATORIES

EMISSIONS DATA SHEET

| | | | |
|---------------------|--|-------------------|-------------------------------------|
| Test Method: | Occupied Bandwidth | | |
| Customer: | Cellular Specialties, Inc. | Test Sample: | DSP II Dual Band Amplifier/Repeater |
| Model No: | CSI-DSP85-C/P 2:2 EMR | Serial No: | CGL90211-000000 |
| Test Specification: | FCC Part 2 | Paragraph: 2.1049 | Date: |
| Operating Mode: | Amplifying input signal | | |
| Notes: | IS- 95 CDMA - Downlink - Output at 881.5 MHz | | |



Date: 2.MAR.2010 13:35:31

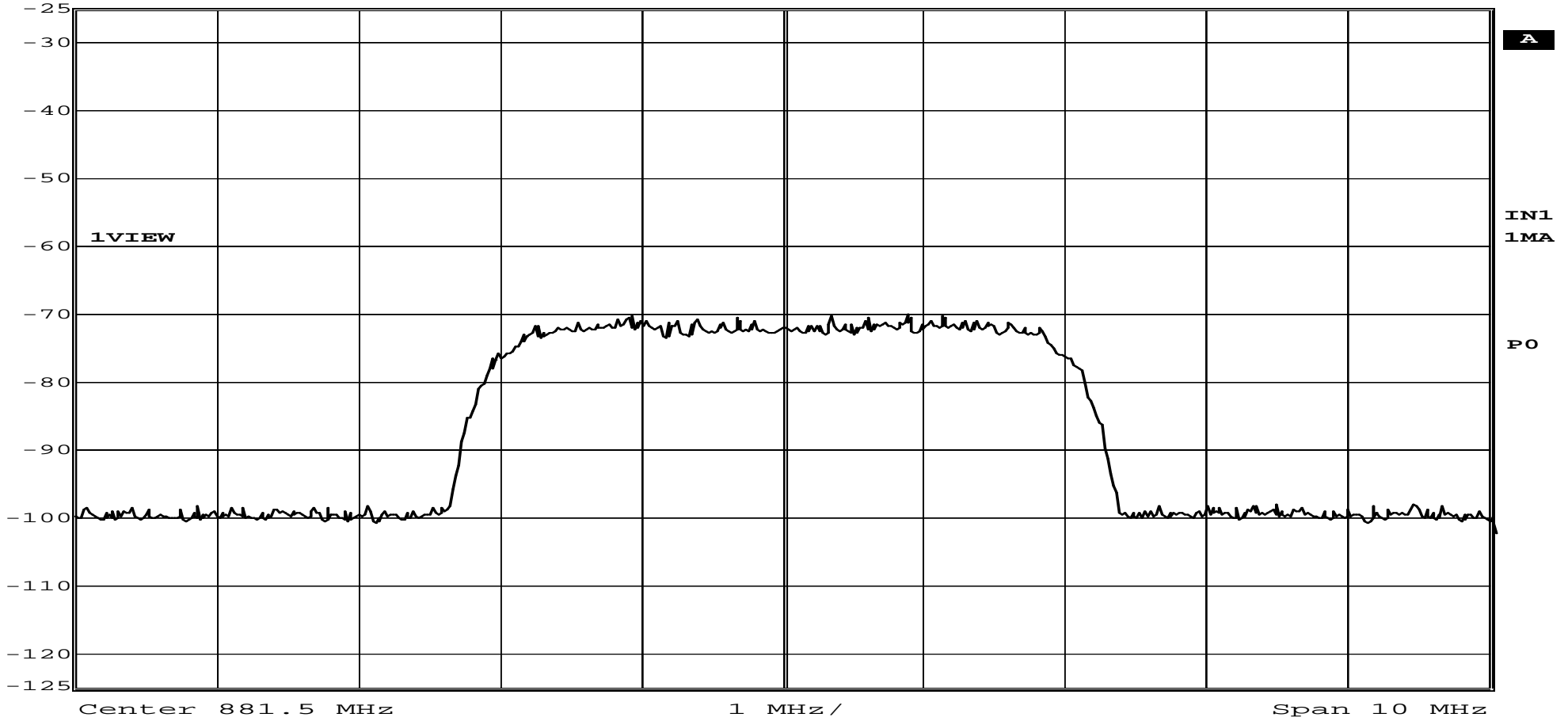
RETLIF TESTING LABORATORIES

EMISSIONS DATA SHEET

| | | | |
|---------------------|--|--------------|-------------------------------------|
| Test Method: | Occupied Bandwidth | | |
| Customer: | Cellular Specialties, Inc. | Test Sample: | DSP II Dual Band Amplifier/Repeater |
| Model No: | CSI-DSP85-C/P 2:2 EMR | Serial No: | CGL90211-000000 |
| Test Specification: | FCC Part 2 | Paragraph: | 2.1049 |
| Operating Mode: | Amplifying input signal | | |
| Notes: | IS-95 CDMA - Downlink - Input at 881.5 MHz | | |



| | | | | |
|---------|-----|---------|--------|------|
| Ref Lvl | RBW | 30 kHz | RF Att | 0 dB |
| -25 dBm | VBW | 100 kHz | Unit | dBm |
| | SWT | 10 s | | |



Date: 2.MAR.2010 13:37:15

RETLIF TESTING LABORATORIES

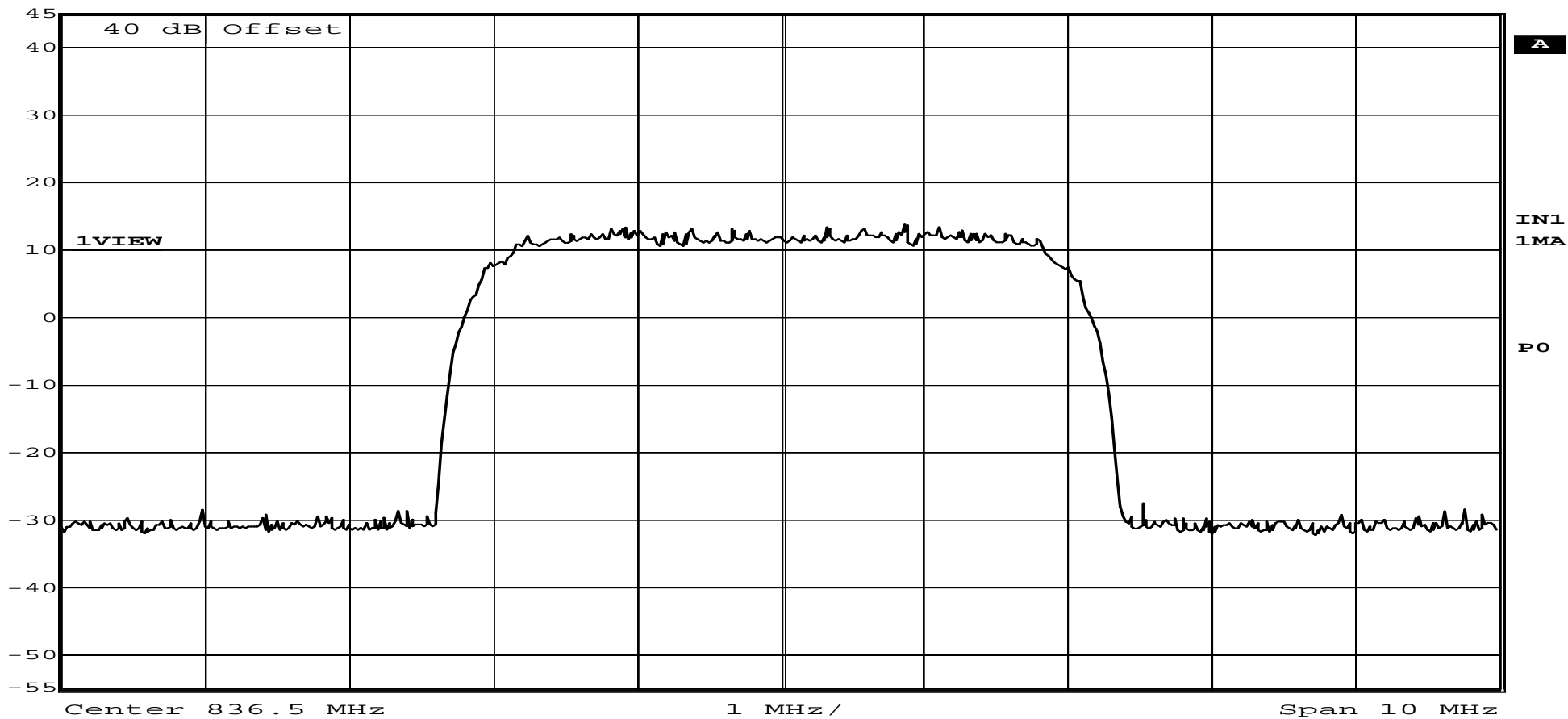
EMISSIONS DATA SHEET

| | | | |
|---------------------|---|-------------------|-------------------------------------|
| Test Method: | Occupied Bandwidth | | |
| Customer: | Cellular Specialties, Inc. | Test Sample: | DSP II Dual Band Amplifier/Repeater |
| Job No: | R-5276N | | |
| Model No: | CSI-DSP85-C/P 2:2 EMR | Serial No: | CGL90211-000000 |
| Technician: | M.Seamans | | |
| Test Specification: | FCC Part 2 | Paragraph: 2.1049 | Date: |
| | | 3/2/2010 | |
| Operating Mode: | Amplifying input signal | | |
| Notes: | IS-95 CDMA - Uplink - Output at 836.5 MHz | | |



Ref Lvl
45 dBm

RBW 30 kHz RF Att 20 dB
 VBW 100 kHz
 SWT 10 s Unit dBm

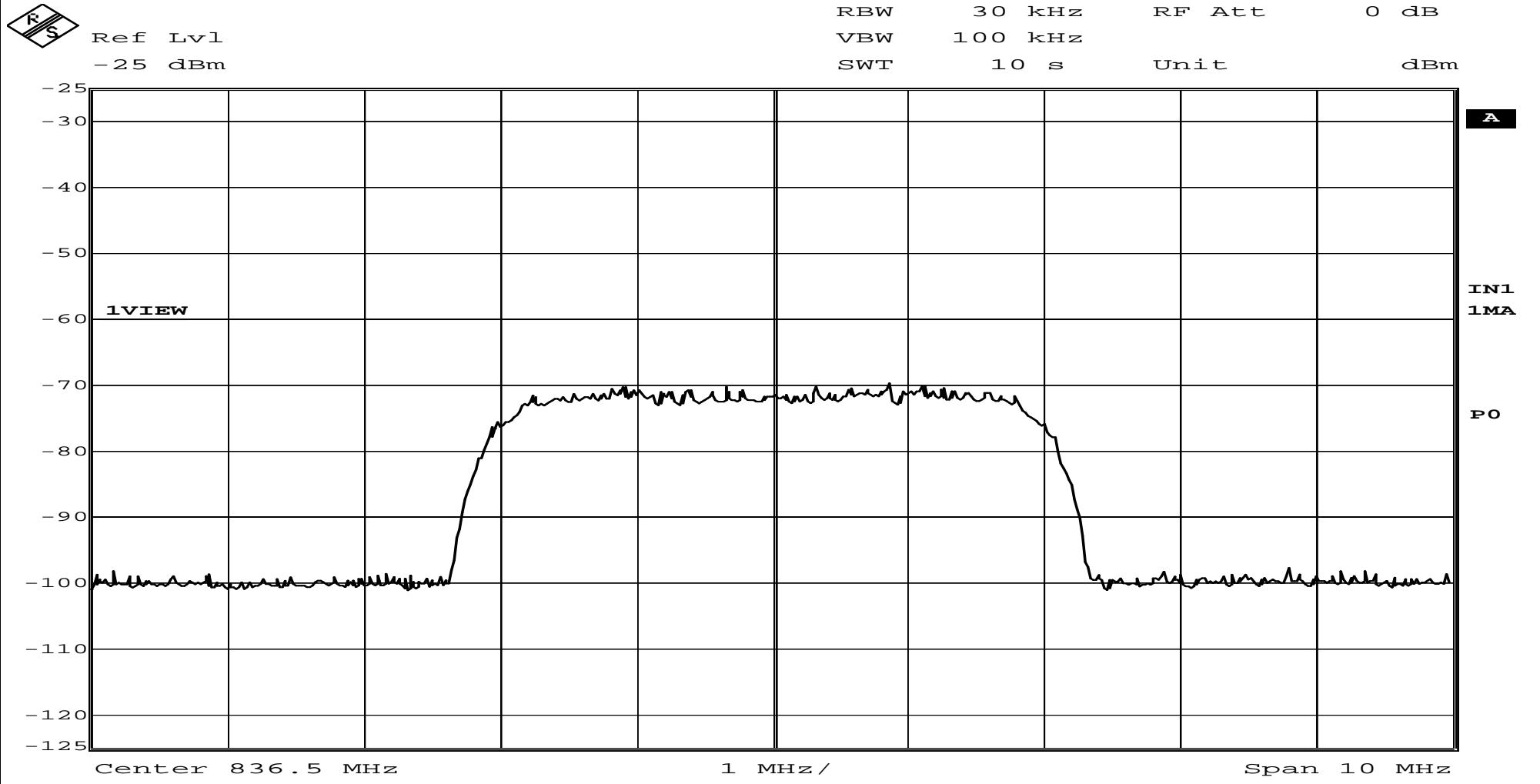


Date: 2.MAR.2010 13:39:39

RETLIF TESTING LABORATORIES

EMISSIONS DATA SHEET

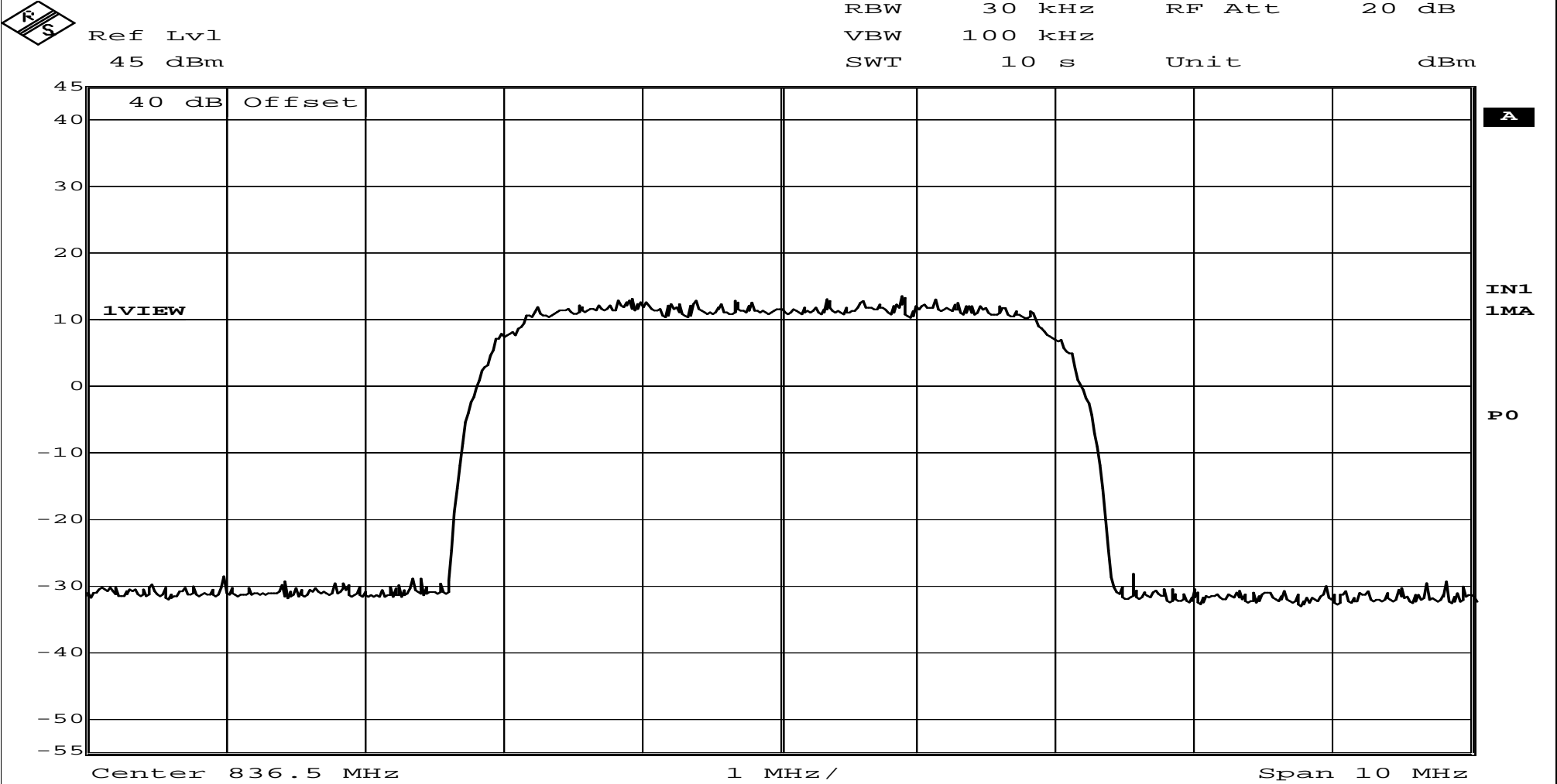
| | | | |
|---------------------|--|-------------------|-------------------------------------|
| Test Method: | Occupied Bandwidth | | |
| Customer: | Cellular Specialties, Inc. | Test Sample: | DSP II Dual Band Amplifier/Repeater |
| Job No: | R-5276N | | |
| Model No: | CSI-DSP85-C/P 2:2 EMR | Serial No: | CGL90211-000000 |
| Technician: | M.Seamans | | |
| Test Specification: | FCC Part 2 | Paragraph: 2.1049 | Date: |
| | | | 3/2/2010 |
| Operating Mode: | Amplifying input signal | | |
| Notes: | IS-95 CDMA - Uplink - Input at 836.5 MHz | | |



RETLIF TESTING LABORATORIES

EMISSIONS DATA SHEET

| | | | |
|---------------------|---------------------------------------|--------------|-------------------------------------|
| Test Method: | Occupied Bandwidth | | |
| Customer: | Cellular Specialties, Inc. | Test Sample: | DSP II Dual Band Amplifier/Repeater |
| Model No: | CSI-DSP85-C/P 2:2 EMR | Serial No: | CGL90211-000000 |
| Test Specification: | FCC Part 2 | Paragraph: | 2.1049 |
| Operating Mode: | Amplifying input signal | | |
| Notes: | W-CDMA - Uplink - Output at 836.5 MHz | | |



Date: 2.MAR.2010 13:39:39

RETLIF TESTING LABORATORIES

EMISSIONS DATA SHEET

| | | | |
|---------------------|--------------------------------------|--------------|-------------------------------------|
| Test Method: | Occupied Bandwidth | | |
| Customer: | Cellular Specialties, Inc. | Test Sample: | DSP II Dual Band Amplifier/Repeater |
| Model No: | CSI-DSP85-C/P 2:2 EMR | Serial No: | CGL90211-000000 |
| Test Specification: | FCC Part 2 | Paragraph: | 2.1049 |
| Operating Mode: | Amplifying input signal | | |
| Notes: | W-CDMA - Uplink - Input at 836.5 MHz | | |



| | | | | |
|---------|-----|---------|--------|------|
| Ref Lvl | RBW | 30 kHz | RF Att | 0 dB |
| -25 dBm | VBW | 100 kHz | Unit | dBm |
| | SWT | 10 s | | |

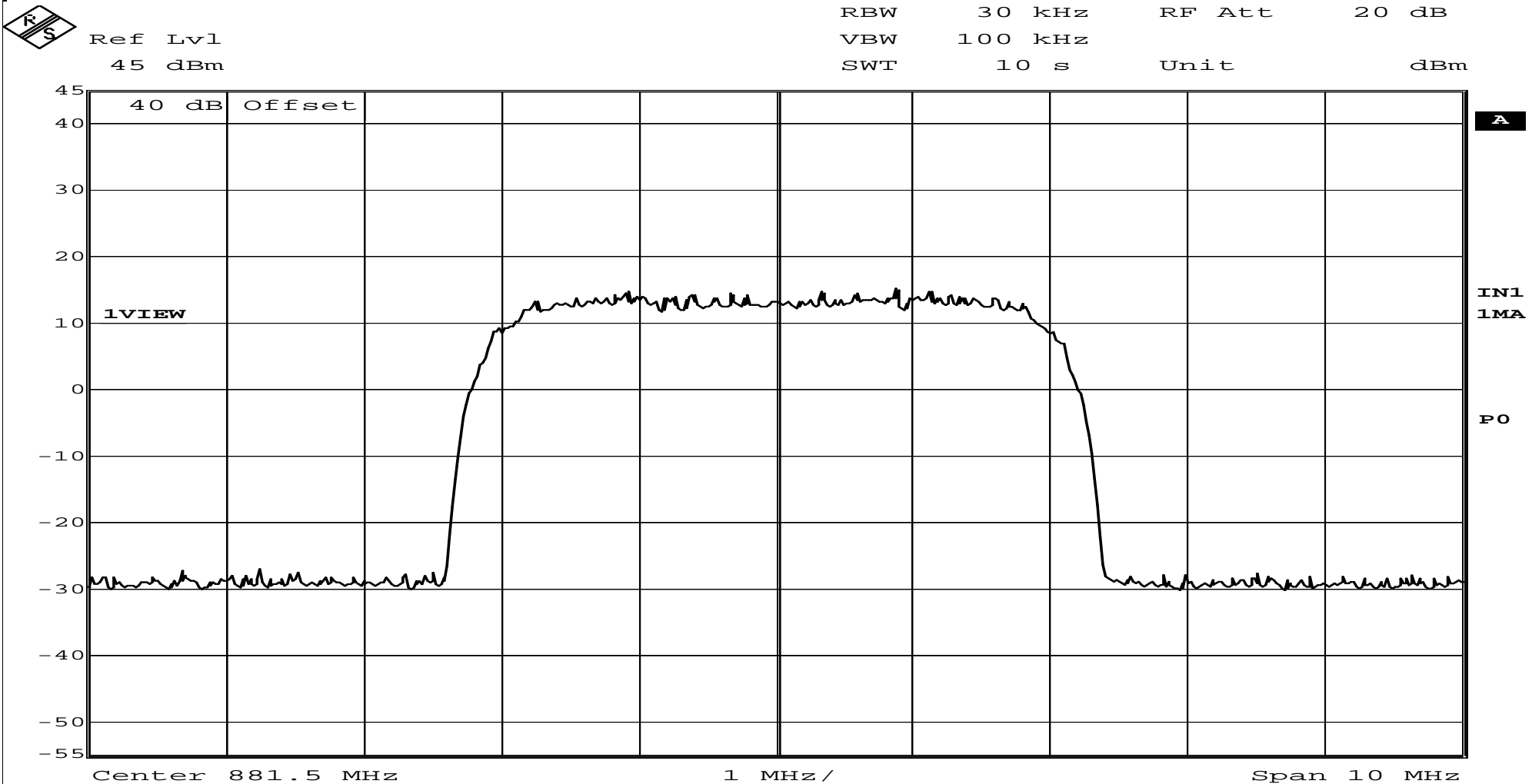


Date: 2.MAR.2010 13:41:08

RETLIF TESTING LABORATORIES

EMISSIONS DATA SHEET

| | | | |
|---------------------|---|--------------|-------------------------------------|
| Test Method: | Occupied Bandwidth | | |
| Customer: | Cellular Specialties, Inc. | Test Sample: | DSP II Dual Band Amplifier/Repeater |
| Model No: | CSI-DSP85-C/P 2:2 EMR | Serial No: | CGL90211-000000 |
| Test Specification: | FCC Part 2 | Paragraph: | 2.1049 |
| Operating Mode: | Amplifying input signal | | |
| Notes: | W-CDMA - Downlink - Output at 881.5 MHz | | |



Date: 2.MAR.2010 13:35:31

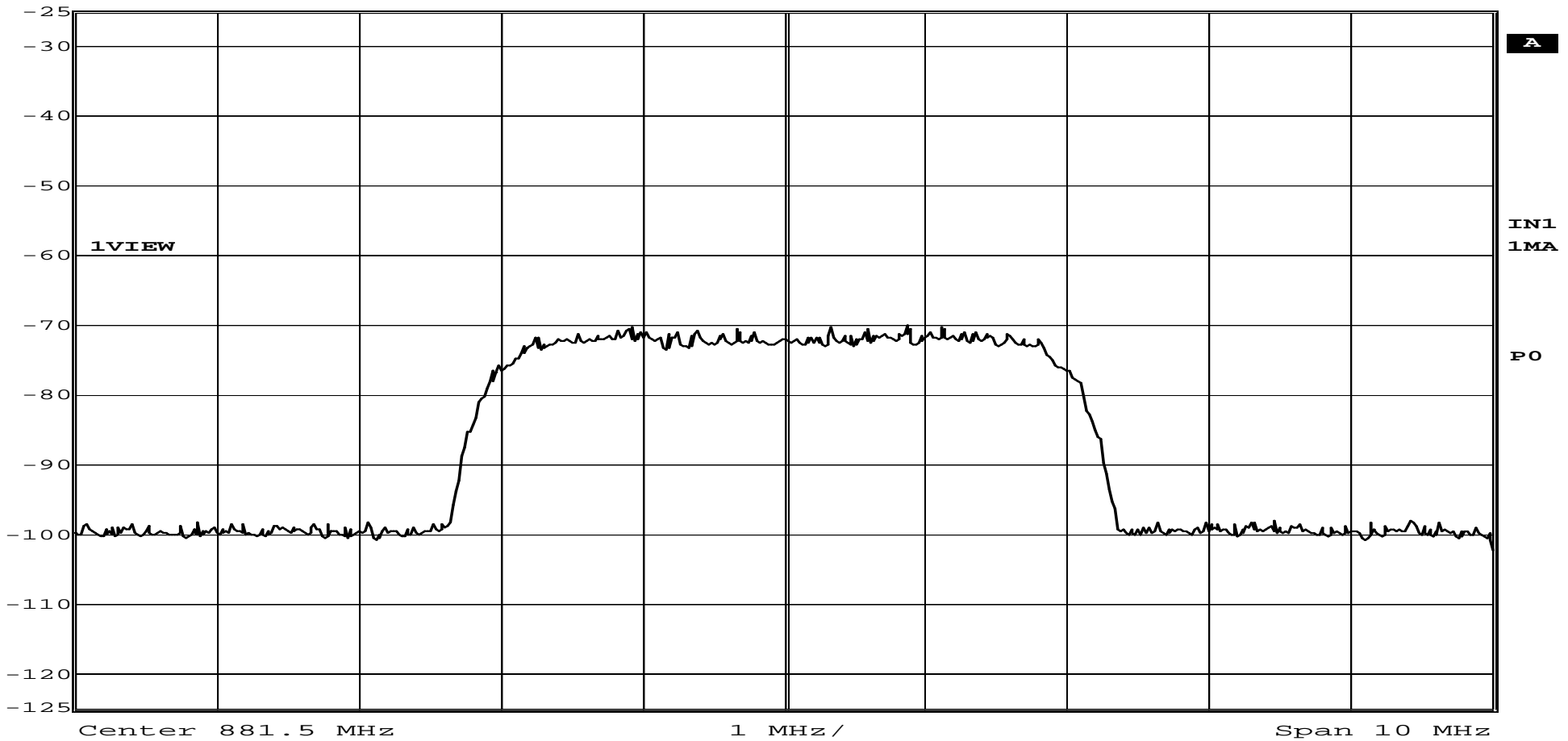
RETLIF TESTING LABORATORIES

EMISSIONS DATA SHEET

| | | | |
|---------------------|--|-------------------|-------------------------------------|
| Test Method: | Occupied Bandwidth | | |
| Customer: | Cellular Specialties, Inc. | Test Sample: | DSP II Dual Band Amplifier/Repeater |
| Model No: | CSI-DSP85-C/P 2:2 EMR | Serial No: | CGL90211-000000 |
| Test Specification: | FCC Part 2 | Paragraph: 2.1049 | Date: 3/2/2010 |
| Operating Mode: | Amplifying input signal | | |
| Notes: | W-CDMA - Downlink - Input at 881.5 MHz | | |



| | | | | |
|---------|-----|---------|--------|------|
| Ref Lvl | RBW | 30 kHz | RF Att | 0 dB |
| -25 dBm | VBW | 100 kHz | Unit | dBm |
| | SWT | 10 s | | |

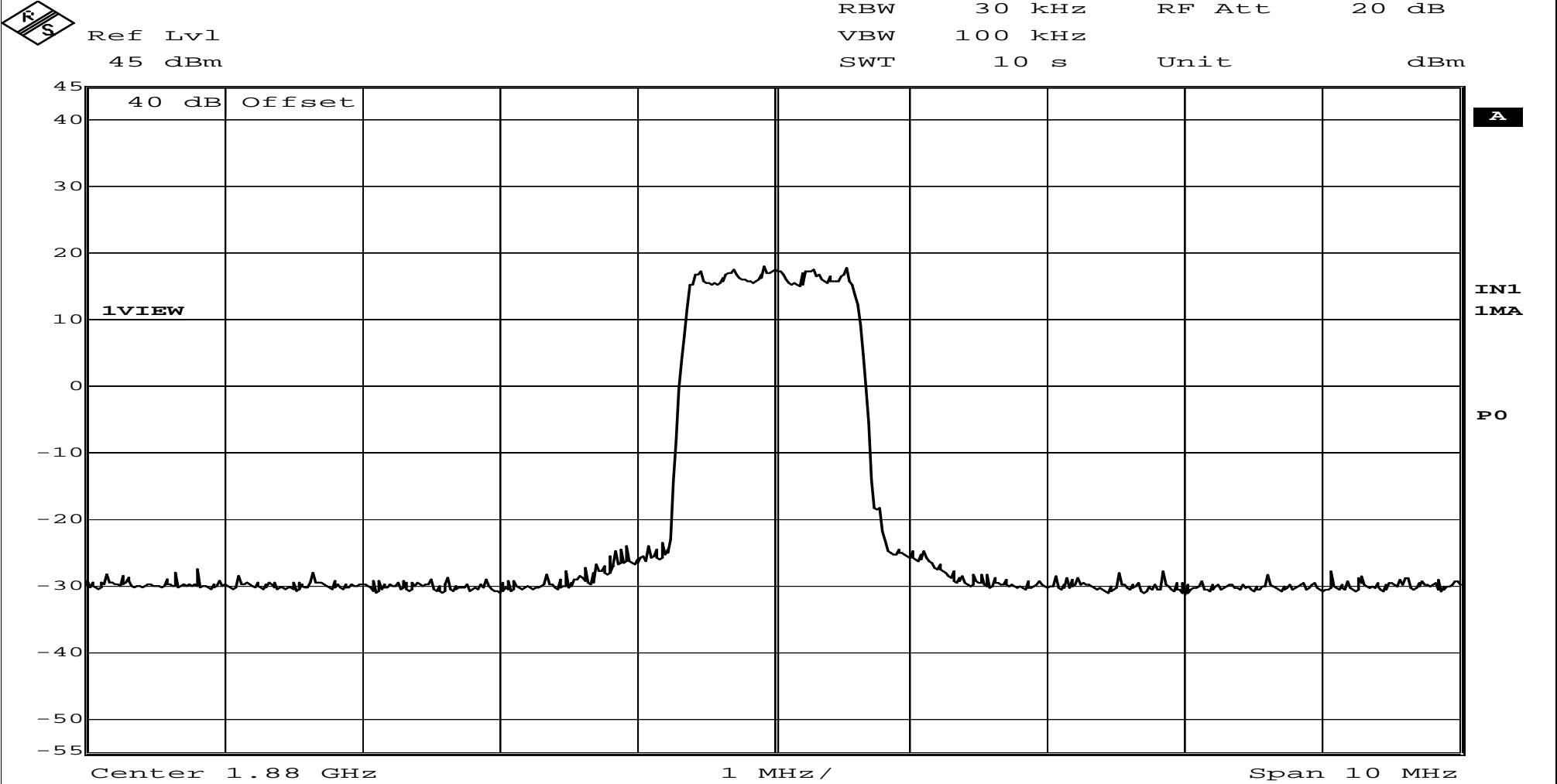


Date: 2.MAR.2010 13:37:15

RETLIF TESTING LABORATORIES

EMISSIONS DATA SHEET

| | | | |
|---------------------|---|-------------------|-------------------------------------|
| Test Method: | Occupied Bandwidth | | |
| Customer: | Cellular Specialties, Inc. | Test Sample: | DSP II Dual Band Amplifier/Repeater |
| Model No: | CSI-DSP85-C/P 2:2 EMR | Serial No: | CGL90211-000000 |
| Test Specification: | FCC Part 2 | Paragraph: 2.1049 | Date: |
| Operating Mode: | Amplifying input signal | | |
| Notes: | IS- 95 CDMA - Uplink - Output at 1880 MHz | | |

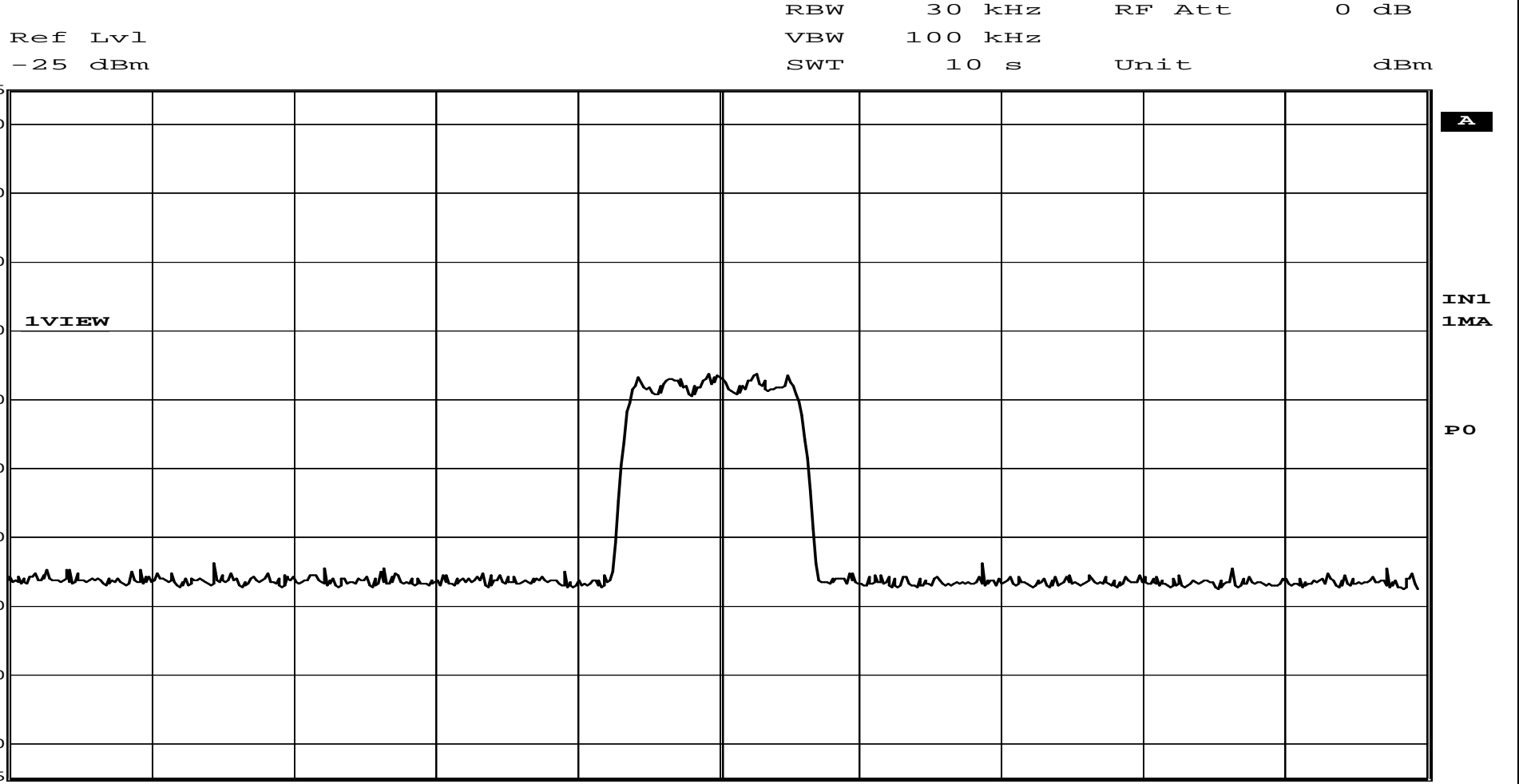


Date: 2.MAR.2010 11:46:12

RETLIF TESTING LABORATORIES

EMISSIONS DATA SHEET

| | | | |
|---------------------|---|-------------------|-------------------------------------|
| Test Method: | Occupied Bandwidth | | |
| Customer: | Cellular Specialties, Inc. | Test Sample: | DSP II Dual Band Amplifier/Repeater |
| Model No: | CSI-DSP85-C/P 2:2 EMR | Serial No: | CGL90211-000000 |
| Test Specification: | FCC Part 2 | Paragraph: 2.1049 | Date: |
| Operating Mode: | Amplifying input signal | | |
| Notes: | IS-95 CDMA - Uplink - Input at 1880 MHz | | |

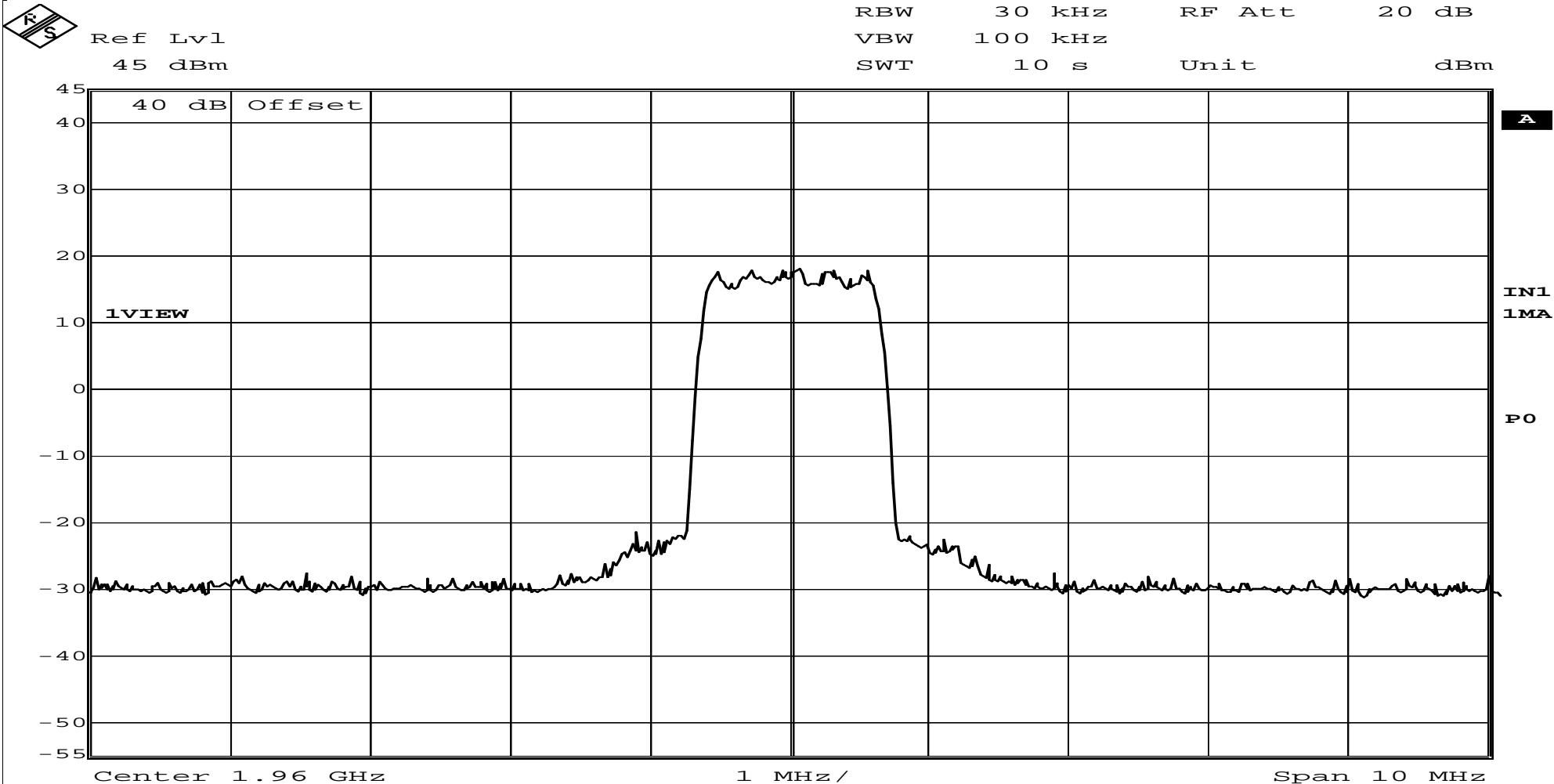


Date: 2.MAR.2010 11:48:27

RETLIF TESTING LABORATORIES

EMISSIONS DATA SHEET

| | | | |
|---------------------|--|-------------------|-------------------------------------|
| Test Method: | Occupied Bandwidth | | |
| Customer: | Cellular Specialties, Inc. | Test Sample: | DSP II Dual Band Amplifier/Repeater |
| Model No: | CSI-DSP85-C/P 2:2 EMR | Serial No: | CGL90211-000000 |
| Test Specification: | FCC Part 2 | Paragraph: 2.1049 | Date: |
| Operating Mode: | Amplifying input signal | | |
| Notes: | IS-95 CDMA - Downlink - Output at 1960 MHz | | |

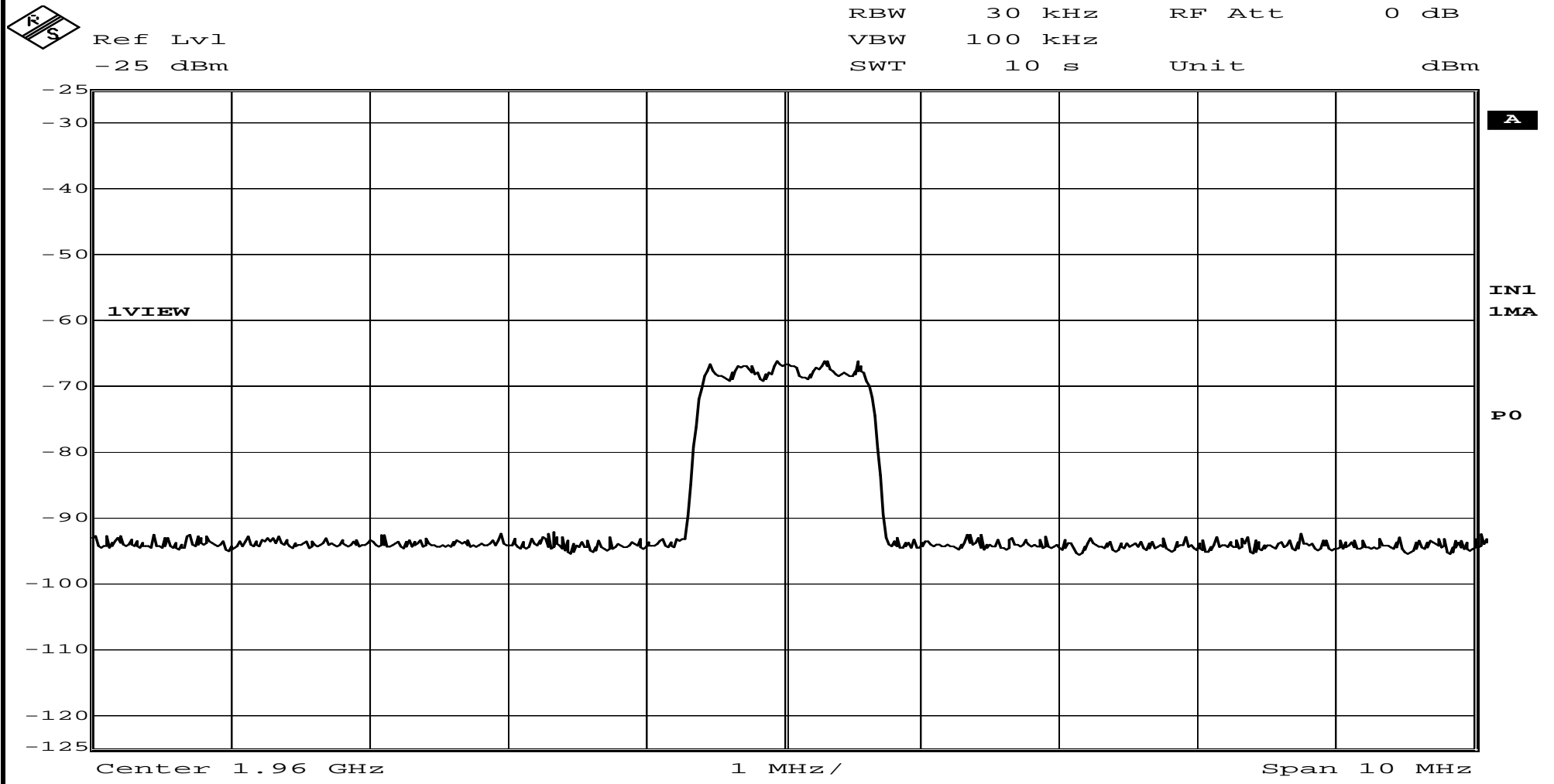


Date: 2.MAR.2010 11:52:06

RETLIF TESTING LABORATORIES

EMISSIONS DATA SHEET

| | | | |
|---------------------|---|-------------------|-------------------------------------|
| Test Method: | Occupied Bandwidth | | |
| Customer: | Cellular Specialties, Inc. | Test Sample: | DSP II Dual Band Amplifier/Repeater |
| Model No: | CSI-DSP85-C/P 2:2 EMR | Serial No: | CGL90211-000000 |
| Test Specification: | FCC Part 2 | Paragraph: 2.1049 | Date: |
| Operating Mode: | Amplifying input signal | | |
| Notes: | IS-95 CDMA - Downlink - Input at 1960 MHz | | |



Date: 2.MAR.2010 11:54:19

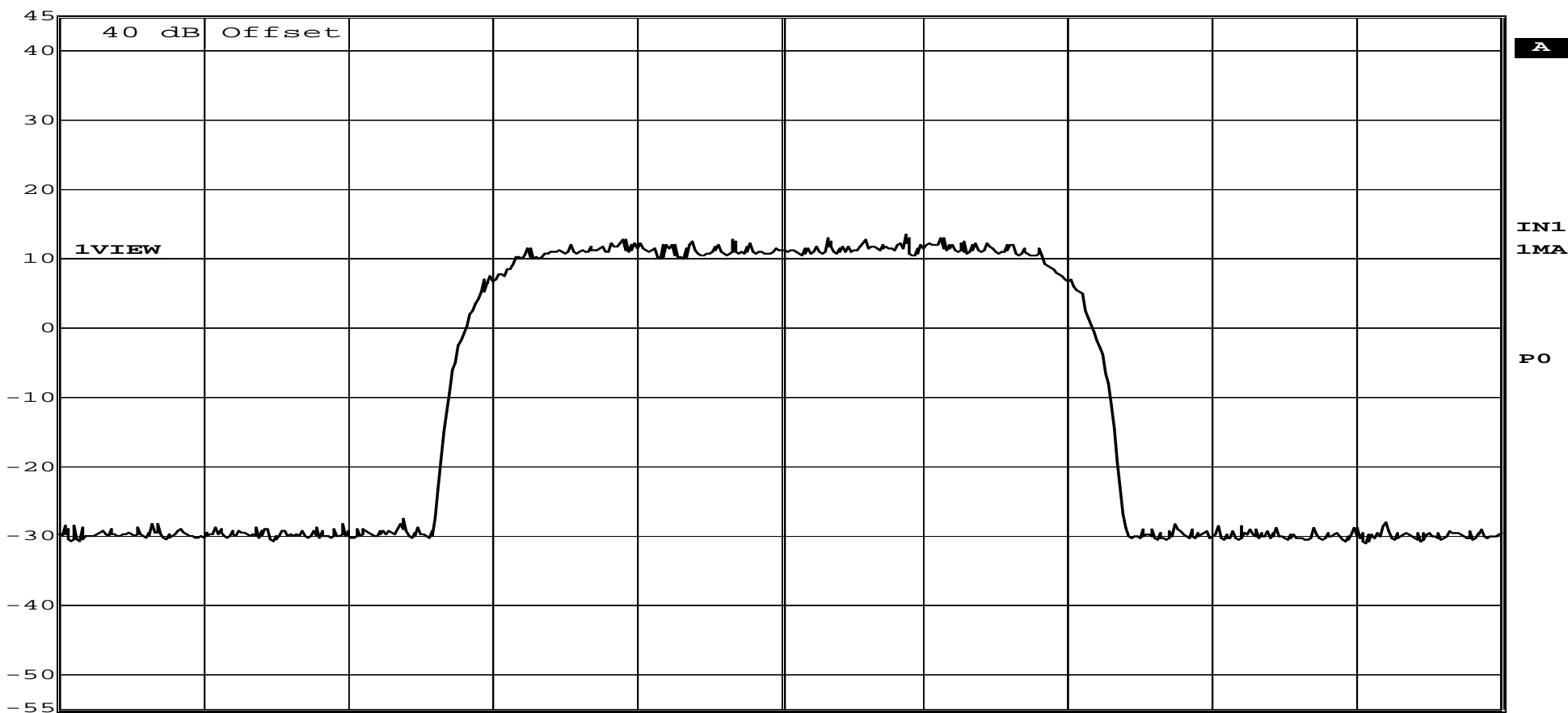
RETLIF TESTING LABORATORIES

EMISSIONS DATA SHEET

| | | | |
|---------------------|--------------------------------------|-------------------|-------------------------------------|
| Test Method: | Occupied Bandwidth | | |
| Customer: | Cellular Specialties, Inc. | Test Sample: | DSP II Dual Band Amplifier/Repeater |
| Model No: | CSI-DSP85-C/P 2:2 EMR | Serial No: | CGL90211-000000 |
| Test Specification: | FCC Part 2 | Paragraph: 2.1049 | Date: |
| Operating Mode: | Amplifying input signal | | |
| Notes: | W-CDMA - Uplink - Output at 1880 MHz | | |



Ref Lvl 45 dBm
 RBW 30 kHz RF Att 20 dB
 VBW 100 kHz
 SWT 10 s Unit dBm



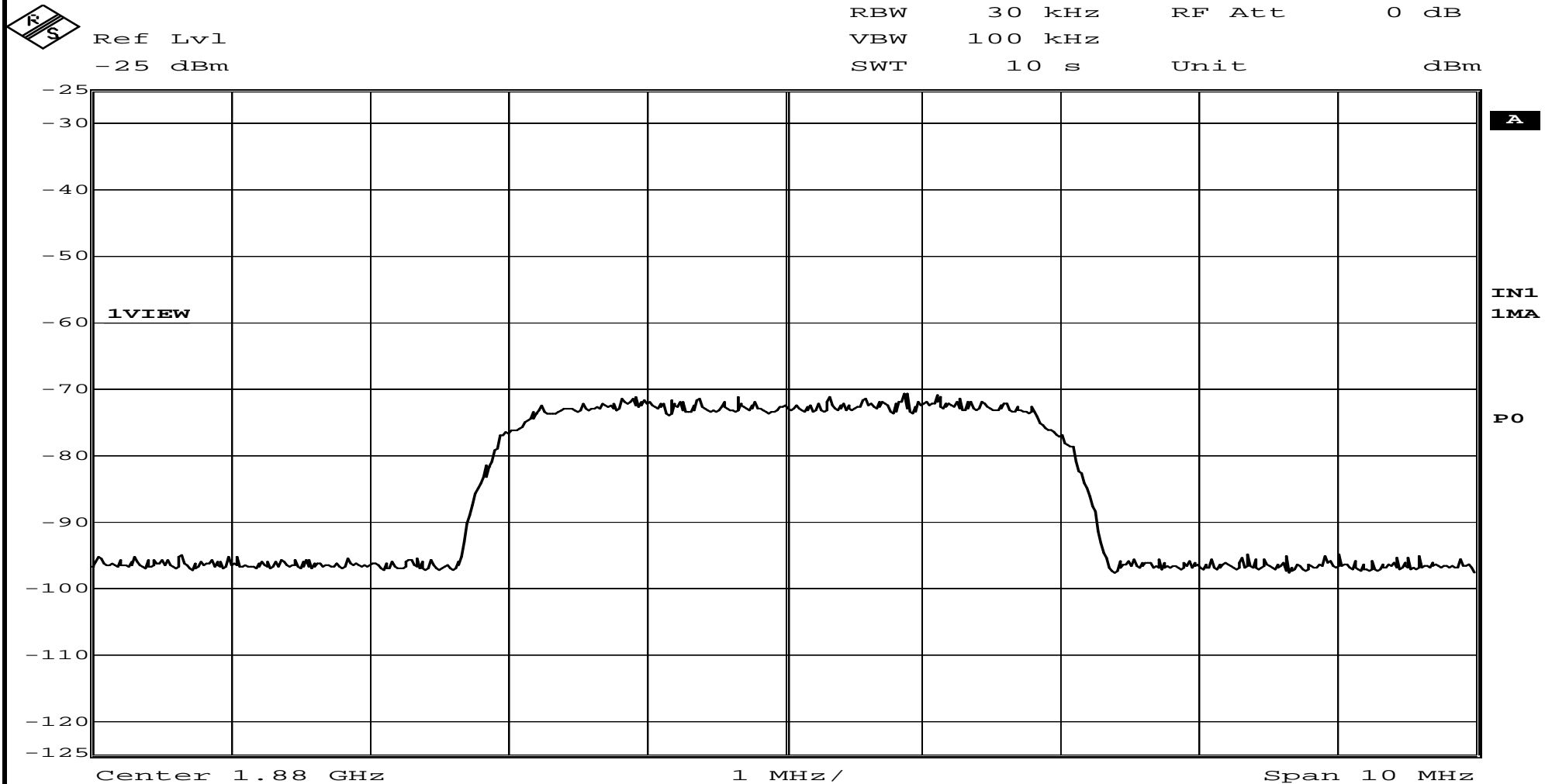
Center 1.88 GHz 1 MHz/ Span 10 MHz

Date: 2.MAR.2010 12:01:38

RETLIF TESTING LABORATORIES

EMISSIONS DATA SHEET

| | | | |
|---------------------|-------------------------------------|--------------|-------------------------------------|
| Test Method: | Occupied Bandwidth | | |
| Customer: | Cellular Specialties, Inc. | Test Sample: | DSP II Dual Band Amplifier/Repeater |
| Model No: | CSI-DSP85-C/P 2:2 EMR | Serial No: | CGL90211-000000 |
| Test Specification: | FCC Part 2 | Paragraph: | 2.1049 |
| Operating Mode: | Amplifying input signal | | |
| Notes: | W-CDMA - Uplink - Input at 1880 MHz | | |



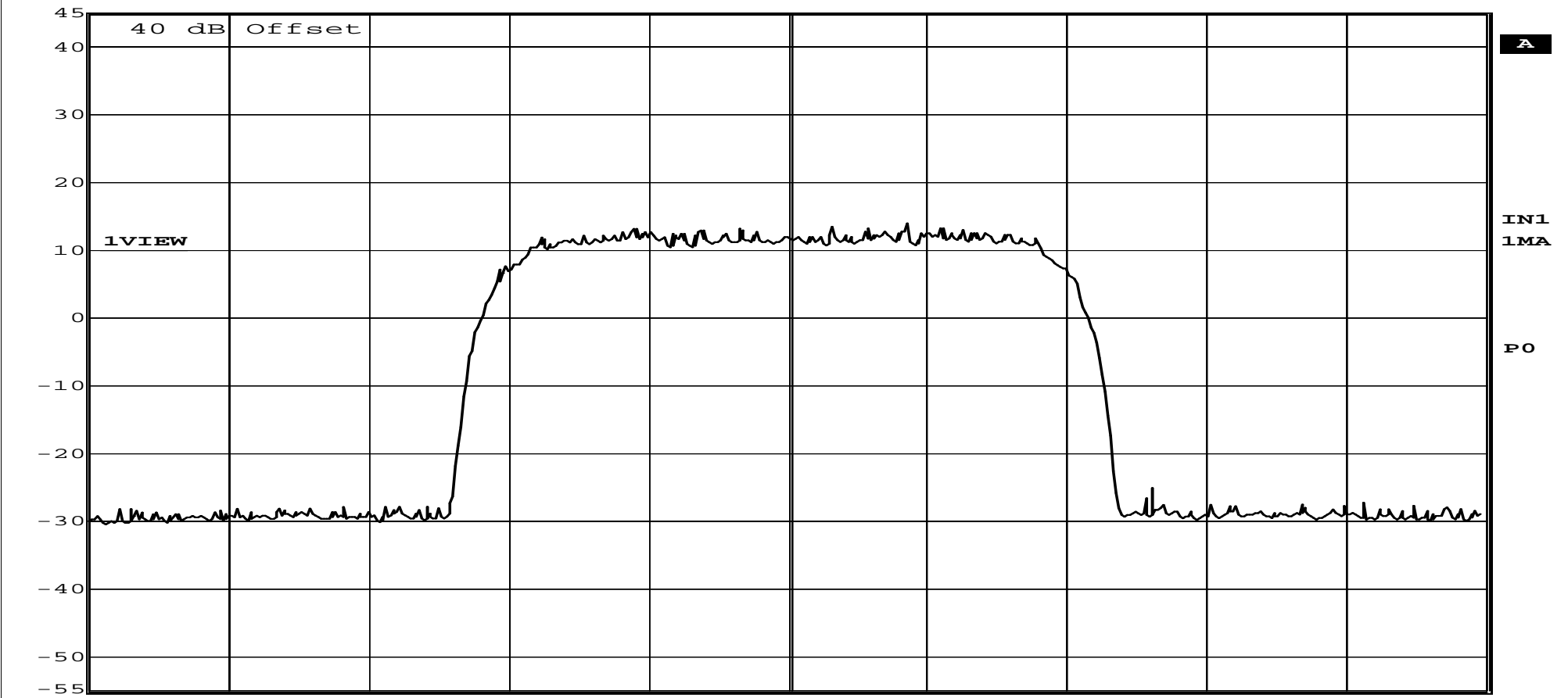
Date: 2.MAR.2010 12:03:06

RETLIF TESTING LABORATORIES

EMISSIONS DATA SHEET

| | | | |
|---------------------|--|--------------|-------------------------------------|
| Test Method: | Occupied Bandwidth | | |
| Customer: | Cellular Specialties, Inc. | Test Sample: | DSP II Dual Band Amplifier/Repeater |
| Model No: | CSI-DSP85-C/P 2:2 EMR | Serial No: | CGL90211-000000 |
| Test Specification: | FCC Part 2 | Paragraph: | 2.1049 |
| Operating Mode: | Amplifying input signal | | |
| Notes: | W-CDMA - Downlink - Output at 1960 MHz | | |

| | | | | |
|--|-----|---------|--------|-------|
| | RBW | 30 kHz | RF Att | 20 dB |
| | VBW | 100 kHz | | |
| | SWT | 10 s | Unit | dBm |



Center 1.96 GHz
1 MHz /
Span 10 MHz

Date: 2.MAR.2010 11:57:18

RETLIF TESTING LABORATORIES

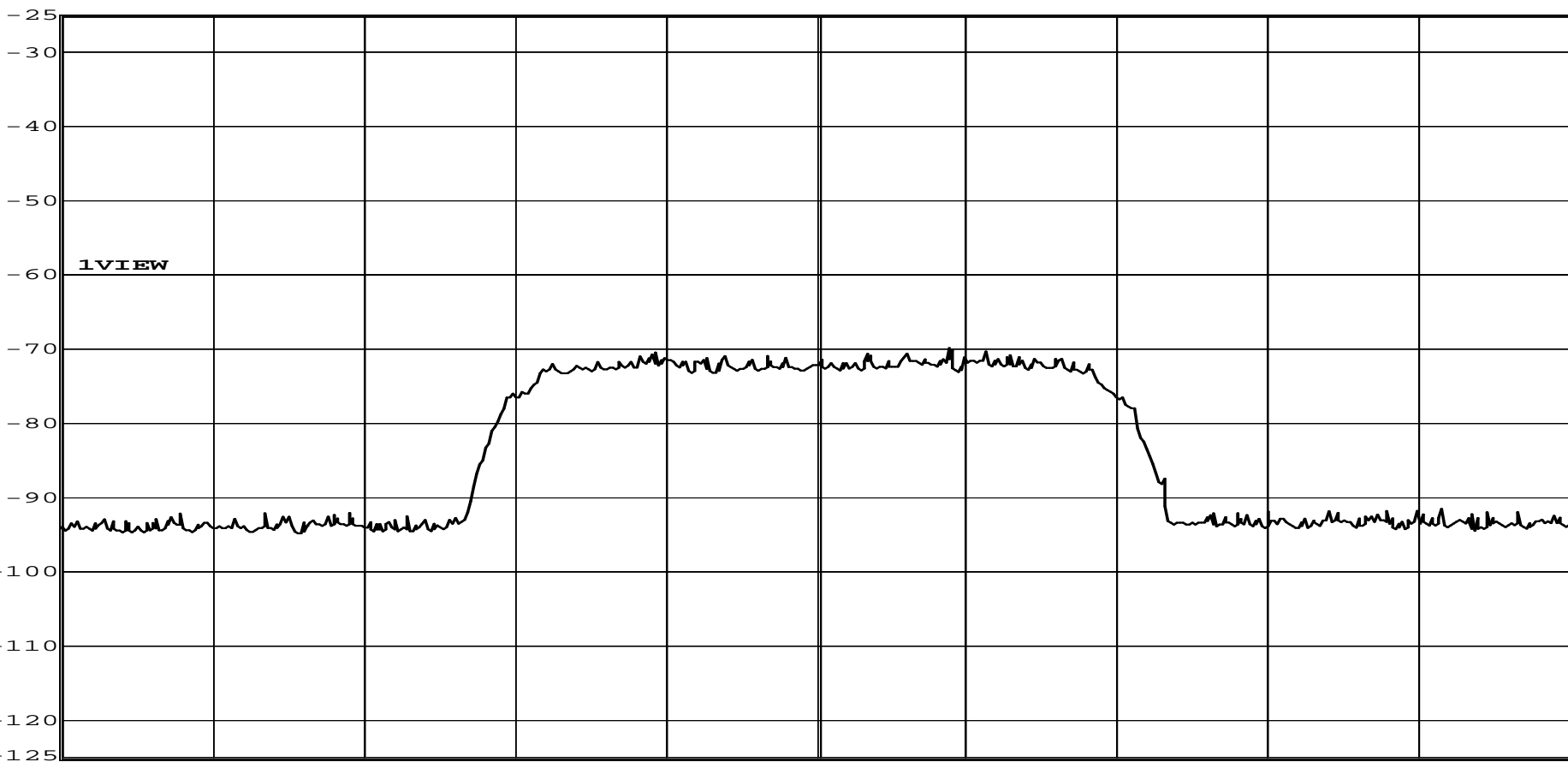
EMISSIONS DATA SHEET

| | | | |
|---------------------|---------------------------------------|-------------------|-------------------------------------|
| Test Method: | Occupied Bandwidth | | |
| Customer: | Cellular Specialties, Inc. | Test Sample: | DSP II Dual Band Amplifier/Repeater |
| Model No: | CSI-DSP85-C/P 2:2 EMR | Serial No: | CGL90211-000000 |
| Test Specification: | FCC Part 2 | Paragraph: 2.1049 | Date: |
| Operating Mode: | Amplifying input signal | | |
| Notes: | W-CDMA - Downlink - Input at 1960 MHz | | |



Ref Lvl
-25 dBm

RBW 30 kHz RF Att 0 dB
 VBW 100 kHz
 SWT 10 s Unit dBm



Center 1.96 GHz 1 MHz/ Span 10 MHz

Date: 2.MAR.2010 11:59:18

RETLIF TESTING LABORATORIES

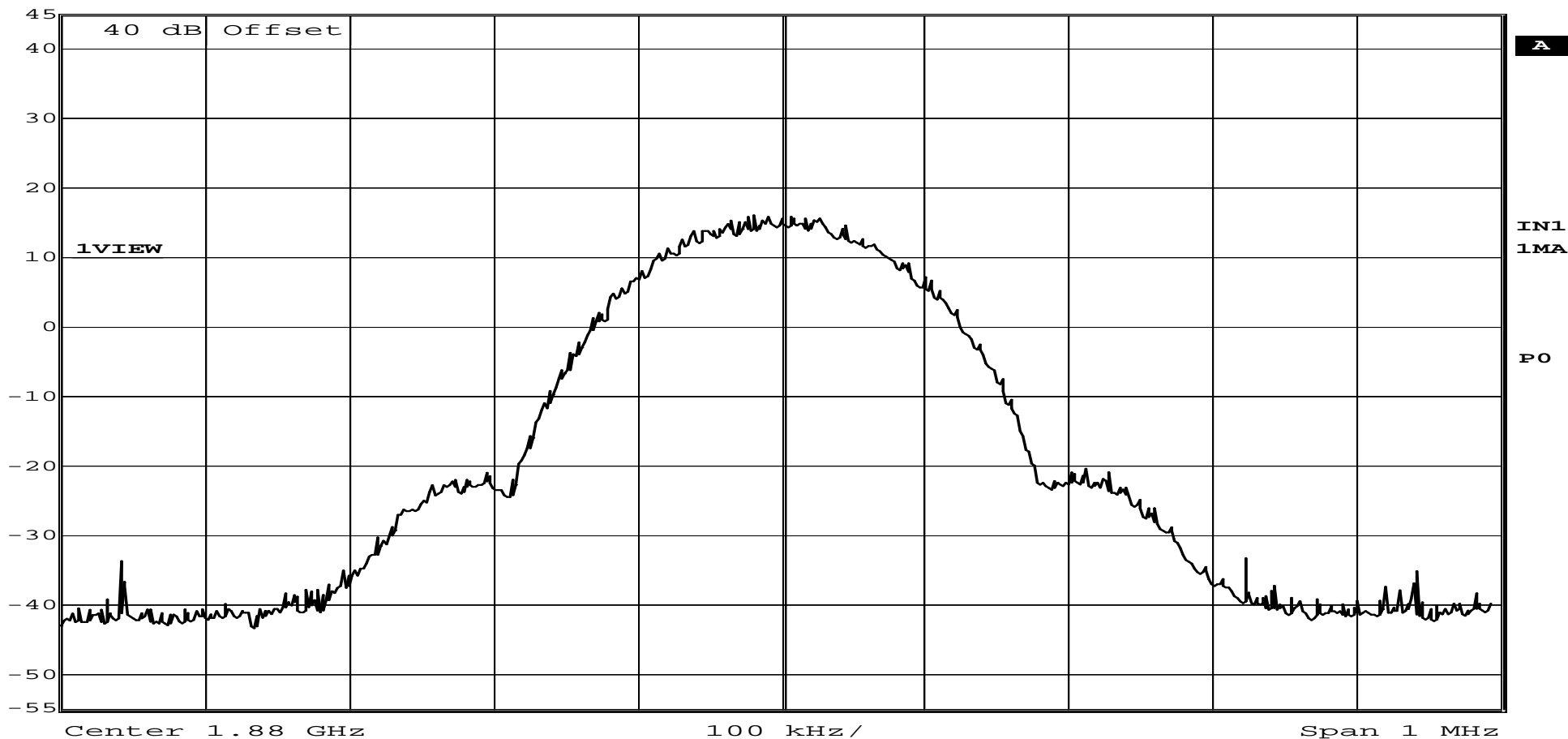
EMISSIONS DATA SHEET

| | | | |
|---------------------|--|-------------------|-------------------------------------|
| Test Method: | Occupied Bandwidth | | |
| Customer: | Cellular Specialties, Inc. | Test Sample: | DSP II Dual Band Amplifier/Repeater |
| Model No: | CSI-DSP85-C/P 2:2 EMR | Serial No: | CGL90211-000000 |
| Test Specification: | FCC Part 2 | Paragraph: 2.1049 | Date: |
| Operating Mode: | Amplifying input signal | | |
| Notes: | GSM CDMA - Uplink - Output at 1880 MHz | | |



Ref Lvl
45 dBm

RBW 3 kHz RF Att 20 dB
 VBW 10 kHz
 SWT 10 s Unit dBm



Date: 2.MAR.2010 12:06:21

RETLIF TESTING LABORATORIES

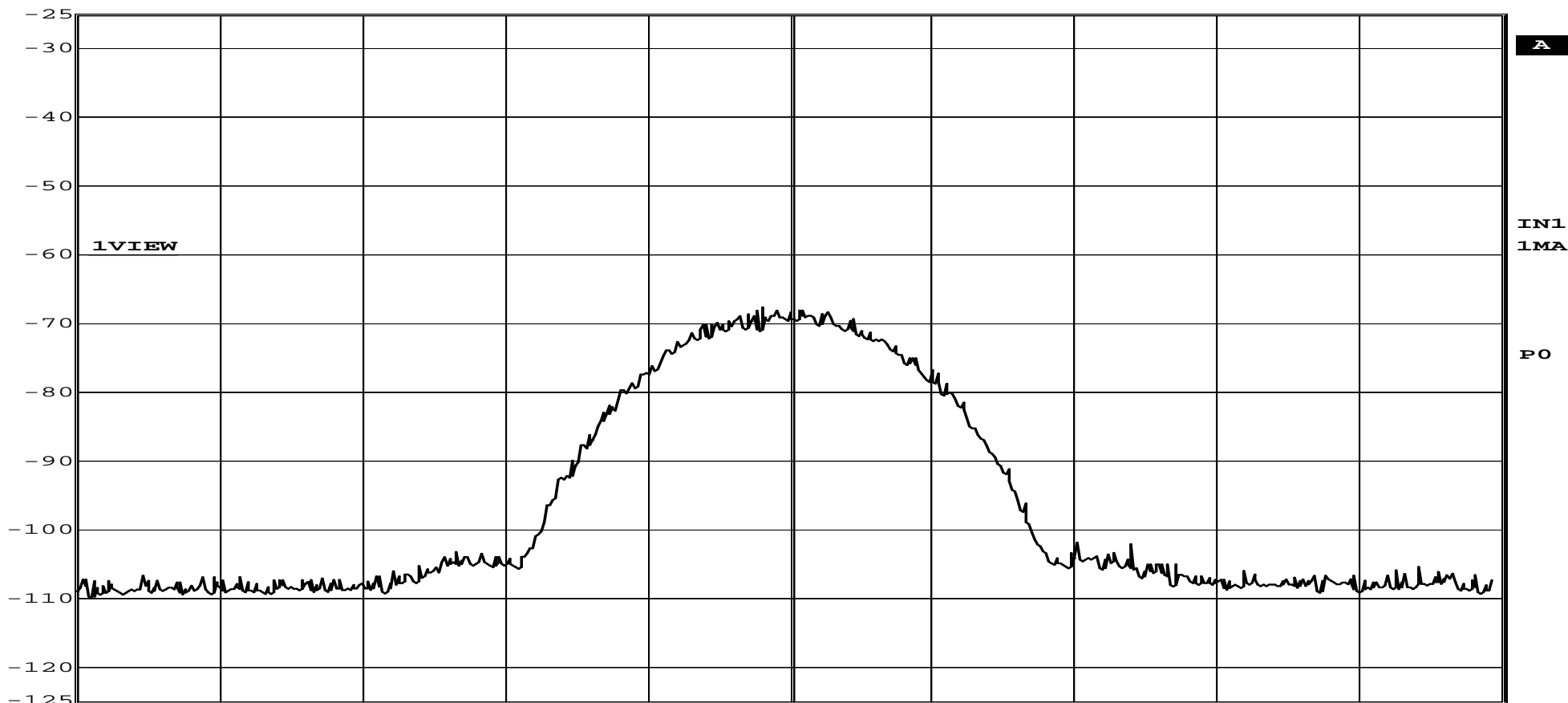
EMISSIONS DATA SHEET

| | | | |
|---------------------|---------------------------------------|--------------|-------------------------------------|
| Test Method: | Occupied Bandwidth | | |
| Customer: | Cellular Specialties, Inc. | Test Sample: | DSP II Dual Band Amplifier/Repeater |
| Model No: | CSI-DSP85-C/P 2:2 EMR | Serial No: | CGL90211-000000 |
| Test Specification: | FCC Part 2 | Paragraph: | 2.1049 |
| Operating Mode: | Amplifying input signal | | |
| Notes: | GSM CDMA - Uplink - Input at 1880 MHz | | |
| Job No: | R-5276N | | Technician: |
| | | M.Seamans | |
| Date: | 3/2/2010 | | |



Ref Lvl
-25 dBm

RBW 3 kHz RF Att 0 dB
 VBW 10 kHz
 SWT 10 s Unit dBm



Center 1.88 GHz

100 kHz/

Span 1 MHz

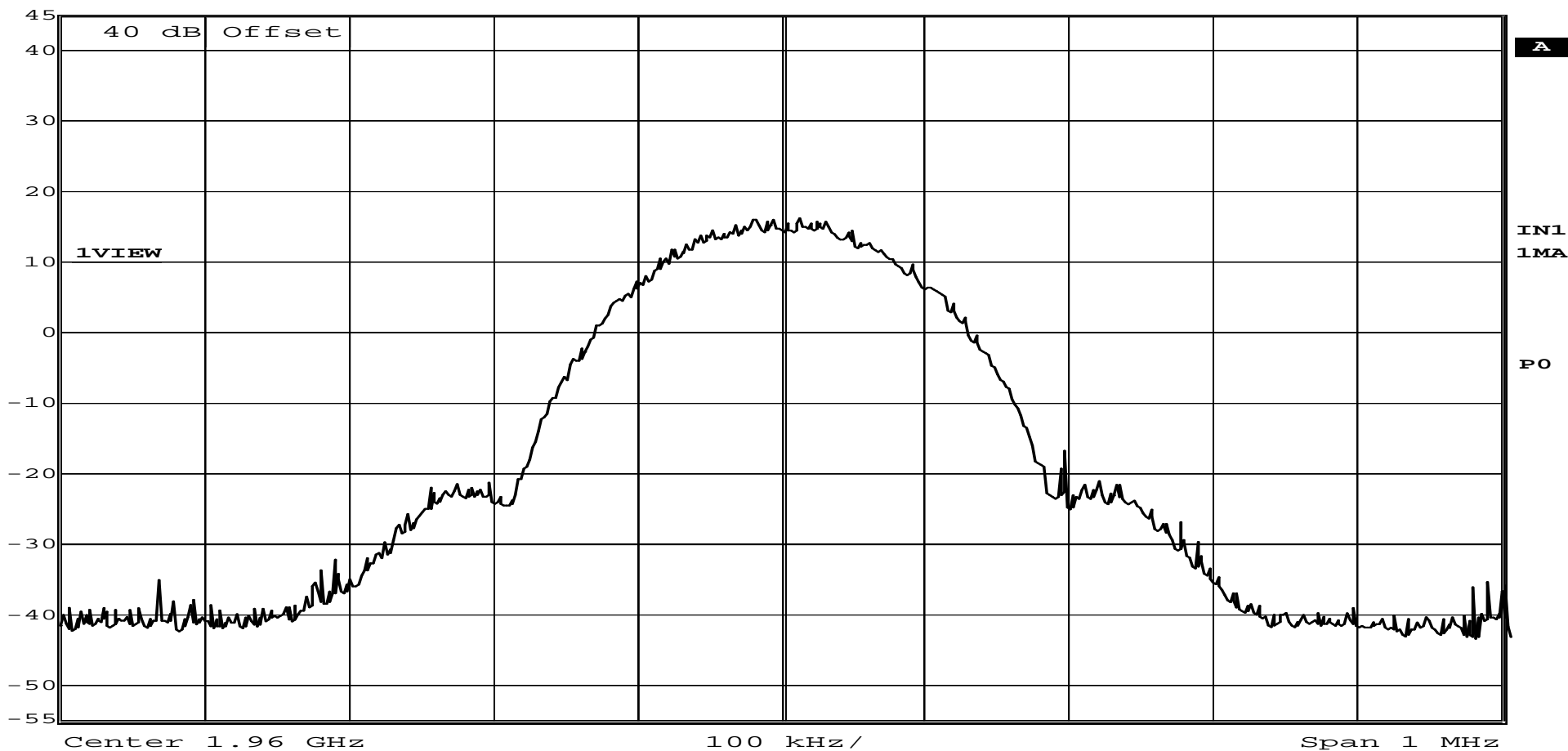
Date: 2.MAR.2010 12:08:04

RETLIF TESTING LABORATORIES

EMISSIONS DATA SHEET

| | | | |
|---------------------|--|-------------------|-------------------------------------|
| Test Method: | Occupied Bandwidth | | |
| Customer: | Cellular Specialties, Inc. | Test Sample: | DSP II Dual Band Amplifier/Repeater |
| Job No: | R-5276N | | Technician: |
| Model No: | CSI-DSP85-C/P 2:2 EMR | Serial No: | CGL90211-000000 |
| Test Specification: | FCC Part 2 | Paragraph: 2.1049 | Date: |
| Operating Mode: | Amplifying input signal | | |
| Notes: | GSM CDMA - Downlink - Output at 1960 MHz | | |

| | | | | | |
|--|---------|-----|--------|--------|-------|
| | Ref Lvl | RBW | 3 kHz | RF Att | 20 dB |
| | 45 dBm | VBW | 10 kHz | Unit | dBm |
| | | SWT | 10 s | | |

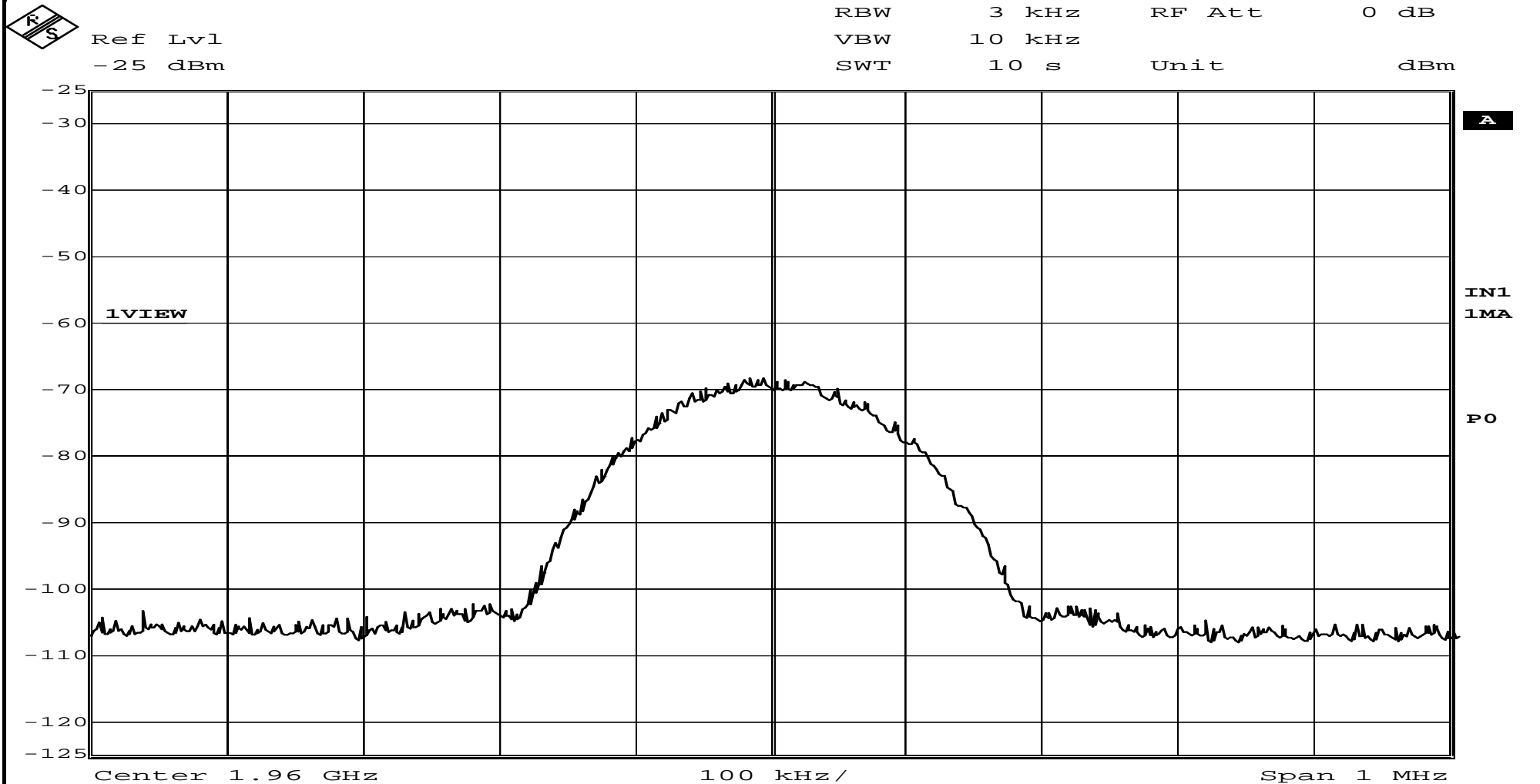


Date: 2.MAR.2010 12:10:24

RETLIF TESTING LABORATORIES

EMISSIONS DATA SHEET

| | | | |
|---------------------|---|-------------------|-------------------------------------|
| Test Method: | Occupied Bandwidth | | |
| Customer: | Cellular Specialties, Inc. | Test Sample: | DSP II Dual Band Amplifier/Repeater |
| Model No: | CSI-DSP85-C/P 2:2 EMR | Serial No: | CGL90211-000000 |
| Test Specification: | FCC Part 2 | Paragraph: 2.1049 | Date: |
| Operating Mode: | Amplifying input signal | | |
| Notes: | GSM CDMA - Downlink - Input at 1960 MHz | | |



Date: 2.MAR.2010 12:11:58

RETLIF TESTING LABORATORIES

EMISSIONS DATA SHEET

| | | | |
|----------------------------|---|-------------------|-----------------|
| Test Method: | Spurious Emissions at the Antenna Terminals 30 MHz to 9 GHz | | |
| Customer: | Cellular Specialties, Inc. | Job No: | R-5276N |
| Test Sample: | DSP II Dual Band Amplifier/Repeater | | |
| Model No: | CSI-DSP85-C/P 2:2 EMR | Serial No: | CGL90211-000000 |
| Test Specification: | FCC Part 2 Paragraph: 2.1051 | | |
| Operating Mode: | Amplifying input signal | | |
| Technician: | M.Seamans | Date: | 3/2/2010 |
| Notes: | Uplink Frequency: 824-849 MHz Downlink Frequency: 869-894 MHz GSM modulation *-35.00dBm is the Noise floor of instrument | | |

| Uplink Input Signal | Test Frequency | Frequencies | Reading | Limit | Downlink Input Signal | Test Frequency | Frequencies | Reading | Limit | |
|---------------------|----------------|-------------|---------|-------|-----------------------|----------------|-------------|---------|-------|--|
| dBm | MHz | MHz | dBm | dBm | dBm | MHz | MHz | dBm | dBm | |
| -54.00 | 827.00 | | | | -54.00 | 872.00 | | | | |
| | | 1654.00 | -35.00 | -13.0 | | | 1744.00 | -35.00 | -13.0 | |
| | | 2481.00 | -35.00 | | | | 2616.00 | -35.00 | | |
| | | 3308.00 | -35.00 | | | | 3488.00 | -35.00 | | |
| | | 4135.00 | -35.00 | | | | 4360.00 | -35.00 | | |
| | | 4962.00 | -35.00 | | | | 5232.00 | -35.00 | | |
| | | 5789.00 | -35.00 | | | | 6104.00 | -35.00 | | |
| | | 6616.00 | -35.00 | | | | 6976.00 | -35.00 | | |
| | | 7416.00 | -35.00 | | | | 7821.00 | -35.00 | | |
| -54.00 | 827.00 | 8240.00 | -35.00 | -13.0 | -54.00 | 872.00 | 8690.00 | -35.00 | -13.0 | |
| -54.00 | 836.50 | | | | -54.00 | 881.50 | | | | |
| | | 1673.00 | -35.00 | -13.0 | | | 1763.00 | -35.00 | -13.0 | |
| | | 2509.50 | -35.00 | | | | 2644.50 | -35.00 | | |
| | | 3346.00 | -35.00 | | | | 3526.00 | -35.00 | | |
| | | 4182.50 | -35.00 | | | | 4407.50 | -35.00 | | |
| | | 5019.00 | -35.00 | | | | 5289.00 | -35.00 | | |
| | | 5855.50 | -35.00 | | | | 5170.50 | -35.00 | | |
| | | 6692.00 | -35.00 | | | | 7052.00 | -35.00 | | |
| | | 7528.50 | -35.00 | | | | 7933.50 | -35.00 | | |
| -54.00 | 836.50 | 8365.00 | -35.00 | -13.0 | -54.00 | 881.50 | 8815.00 | -35.00 | -13.0 | |
| -54.00 | 846.00 | | | | -54.00 | 891.00 | | | | |
| | | 1698.00 | -35.00 | -13.0 | | | 1788.00 | -35.00 | -13.0 | |
| | | 2547.00 | -35.00 | | | | 2682.00 | -35.00 | | |
| | | 3396.00 | -35.00 | | | | 3576.00 | -35.00 | | |
| | | 4245.00 | -35.00 | | | | 4470.00 | -35.00 | | |
| | | 5094.00 | -35.00 | | | | 5364.00 | -35.00 | | |
| | | 5943.00 | -35.00 | | | | 6258.00 | -35.00 | | |
| | | 6792.00 | -35.00 | | | | 7152.00 | -35.00 | | |
| | | 7641.00 | -35.00 | | | | 8046.00 | -35.00 | | |
| -54.00 | 846.00 | 8490.00 | -35.00 | -13.0 | -54.00 | 891.00 | 8940.00 | -35.00 | -13.0 | |
| | | | | | | | | | | |
| | | | | | | | | | | |
| | | | | | | | | | | |

RETLIF TESTING LABORATORIES

EMISSIONS DATA SHEET

| | | | |
|----------------------------|--|-------------------|-----------------|
| Test Method: | Spurious Emissions at the Antenna Terminals 30 MHz to 9 GHz | | |
| Customer: | Cellular Specialties, Inc. | Job No: | R-5276N |
| Test Sample: | DSP II Dual Band Amplifier/Repeater | | |
| Model No: | CSI-DSP85-C/P 2:2 EMR | Serial No: | CGL90211-000000 |
| Test Specification: | FCC Part 2 Paragraph: 2.1051 | | |
| Operating Mode: | Amplifying input signal | | |
| Technician: | M.Seamans | Date: | 3/2/2010 |
| Notes: | Uplink Frequency: 824-849 MHz Downlink Frequency: 869-894 MHz IS-95 CDMA modulation *-35.00dBm is the Noise floor of instrument | | |

| Uplink Input Signal | Test Frequency | Frequencies | Reading | Limit | Downlink Input Signal | Test Frequency | Frequencies | Reading | Limit |
|---------------------|----------------|-------------|---------|-------|-----------------------|----------------|-------------|---------|-------|
| dBm | MHz | MHz | dBm | dBm | dBm | MHz | MHz | dBm | dBm |
| -54.00 | 829.00 | | | | -54.00 | 875.00 | | | |
| | | 1658.00 | -35.00 | -13.0 | | | 1750.00 | -35.00 | -13.0 |
| | | 2487.00 | -35.00 | | | | 2625.00 | -35.00 | |
| | | 3316.00 | -35.00 | | | | 3500.00 | -35.00 | |
| | | 4145.00 | -35.00 | | | | 4375.00 | -35.00 | |
| | | 4974.00 | -35.00 | | | | 5250.00 | -35.00 | |
| | | 5803.00 | -35.00 | | | | 6125.00 | -35.00 | |
| | | 6632.00 | -35.00 | | | | 7000.00 | -35.00 | |
| | | 7416.00 | -35.00 | | | | 7821.00 | -35.00 | |
| -54.00 | 829.00 | 8240.00 | -35.00 | -13.0 | -54.00 | 875.00 | 8690.00 | -35.00 | -13.0 |
| -54.00 | 836.50 | | | | -54.00 | 881.50 | | | |
| | | 1673.00 | -35.00 | -13.0 | | | 1763.00 | -35.00 | -13.0 |
| | | 2509.50 | -35.00 | | | | 2644.50 | -35.00 | |
| | | 3346.00 | -35.00 | | | | 3526.00 | -35.00 | |
| | | 4182.50 | -35.00 | | | | 4407.50 | -35.00 | |
| | | 5019.00 | -35.00 | | | | 5289.00 | -35.00 | |
| | | 5855.50 | -35.00 | | | | 5170.50 | -35.00 | |
| | | 6692.00 | -35.00 | | | | 7052.00 | -35.00 | |
| | | 7528.50 | -35.00 | | | | 7933.50 | -35.00 | |
| -54.00 | 836.50 | 8365.00 | -35.00 | -13.0 | -54.00 | 881.50 | 8815.00 | -35.00 | -13.0 |
| -54.00 | 844.00 | | | | -54.00 | 888.00 | | | |
| | | 1698.00 | -35.00 | -13.0 | | | 1788.00 | -35.00 | -13.0 |
| | | 2547.00 | -35.00 | | | | 2682.00 | -35.00 | |
| | | 3396.00 | -35.00 | | | | 3576.00 | -35.00 | |
| | | 4245.00 | -35.00 | | | | 4470.00 | -35.00 | |
| | | 5094.00 | -35.00 | | | | 5364.00 | -35.00 | |
| | | 5943.00 | -35.00 | | | | 6258.00 | -35.00 | |
| | | 6792.00 | -35.00 | | | | 7152.00 | -35.00 | |
| | | 7641.00 | -35.00 | | | | 8046.00 | -35.00 | |
| -54.00 | 844.00 | 8490.00 | -35.00 | -13.0 | -54.00 | 888.00 | 8940.00 | -35.00 | -13.0 |
| | | | | | | | | | |
| | | | | | | | | | |

RETLIF TESTING LABORATORIES

EMISSIONS DATA SHEET

| | | | |
|----------------------------|--|-------------------|-----------------|
| Test Method: | Spurious Emissions at the Antenna Terminals 30 MHz to 9 GHz | | |
| Customer: | Cellular Specialties, Inc. | Job No: | R-5276N |
| Test Sample: | DSP II Dual Band Amplifier/Repeater | | |
| Model No: | CSI-DSP85-C/P 2:2 EMR | Serial No: | CGL90211-000000 |
| Test Specification: | FCC Part 2 Paragraph: 2.1051 | | |
| Operating Mode: | Amplifying input signal | | |
| Technician: | M.Seamans | Date: | 3/2/2010 |
| Notes: | Uplink Frequency: 824-849 MHz Downlink Frequency: 869-894 MHz W-CDMA modulation *-35.00dBm is the Noise floor of instrument | | |

| Uplink Input Signal | Test Frequency | Frequencies | Reading | Limit | Downlink Input Signal | Test Frequency | Frequencies | Reading | Limit |
|---------------------|----------------|-------------|---------|-------|-----------------------|----------------|-------------|---------|-------|
| dBm | MHz | MHz | dBm | dBm | dBm | MHz | MHz | dBm | dBm |
| -54.00 | 829.00 | | | | -54.00 | 875.00 | | | |
| | | 1658.00 | -35.00 | -13.0 | | | 1750.00 | -35.00 | -13.0 |
| | | 2487.00 | -35.00 | | | | 2625.00 | -35.00 | |
| | | 3316.00 | -35.00 | | | | 3500.00 | -35.00 | |
| | | 4145.00 | -35.00 | | | | 4375.00 | -35.00 | |
| | | 4974.00 | -35.00 | | | | 5250.00 | -35.00 | |
| | | 5803.00 | -35.00 | | | | 6125.00 | -35.00 | |
| | | 6632.00 | -35.00 | | | | 7000.00 | -35.00 | |
| | | 7416.00 | -35.00 | | | | 7821.00 | -35.00 | |
| -54.00 | 829.00 | 8240.00 | -35.00 | -13.0 | -54.00 | 875.00 | 8690.00 | -35.00 | -13.0 |
| -54.00 | 836.50 | | | | -54.00 | 881.50 | | | |
| | | 1673.00 | -35.00 | -13.0 | | | 1763.00 | -35.00 | -13.0 |
| | | 2509.50 | -35.00 | | | | 2644.50 | -35.00 | |
| | | 3346.00 | -35.00 | | | | 3526.00 | -35.00 | |
| | | 4182.50 | -35.00 | | | | 4407.50 | -35.00 | |
| | | 5019.00 | -35.00 | | | | 5289.00 | -35.00 | |
| | | 5855.50 | -35.00 | | | | 5170.50 | -35.00 | |
| | | 6692.00 | -35.00 | | | | 7052.00 | -35.00 | |
| | | 7528.50 | -35.00 | | | | 7933.50 | -35.00 | |
| -54.00 | 836.50 | 8365.00 | -35.00 | -13.0 | -54.00 | 881.50 | 8815.00 | -35.00 | -13.0 |
| -54.00 | 844.00 | | | | -54.00 | 888.00 | | | |
| | | 1698.00 | -35.00 | -13.0 | | | 1788.00 | -35.00 | -13.0 |
| | | 2547.00 | -35.00 | | | | 2682.00 | -35.00 | |
| | | 3396.00 | -35.00 | | | | 3576.00 | -35.00 | |
| | | 4245.00 | -35.00 | | | | 4470.00 | -35.00 | |
| | | 5094.00 | -35.00 | | | | 5364.00 | -35.00 | |
| | | 5943.00 | -35.00 | | | | 6258.00 | -35.00 | |
| | | 6792.00 | -35.00 | | | | 7152.00 | -35.00 | |
| | | 7641.00 | -35.00 | | | | 8046.00 | -35.00 | |
| -54.00 | 844.00 | 8490.00 | -35.00 | -13.0 | -54.00 | 888.00 | 8940.00 | -35.00 | -13.0 |

RETLIF TESTING LABORATORIES

EMISSIONS DATA SHEET

| | | | |
|----------------------------|---|-------------------|-----------------|
| Test Method: | Spurious Emissions at the Antenna Terminals 30 MHz to 20 GHz | | |
| Customer: | Cellular Specialties, Inc. | Job No: | R-5276N |
| Test Sample: | DSP II Dual Band Amplifier/Repeater | | |
| Model No: | CSI-DSP85-C/P 2:2 EMR | Serial No: | CGL90211-000000 |
| Test Specification: | FCC Part 2 Paragraph: 2.1051 | | |
| Operating Mode: | Amplifying input signal | | |
| Technician: | M.Seamans | Date: | 3/2/2010 |
| Notes: | Uplink Frequency: 1850-1910 MHz Downlink Frequency: 1930-1990 MHz GSM modulation *-35.00dBm is the Noise floor of instrument | | |

| Uplink Input Signal | Test Frequency | Frequencies | Reading | Limit | Downlink Input Signal | Test Frequency | Frequencies | Reading | Limit |
|---------------------|----------------|-------------|---------|-------|-----------------------|----------------|-------------|---------|-------|
| dBm | MHz | MHz | dBm | dBm | dBm | MHz | MHz | dBm | dBm |
| -53.50 | 1865.00 | | | | -53.50 | 1945.00 | | | |
| | | 3730.00 | -35.00 | -13.0 | | | 3890.00 | -35.00 | -13.0 |
| | | 5595.00 | -35.00 | | | | 5755.00 | -35.00 | |
| | | 7460.00 | -35.00 | | | | 7620.00 | -35.00 | |
| | | 9325.00 | -35.00 | | | | 9485.00 | -35.00 | |
| | | 11190.00 | -35.00 | | | | 11350.00 | -35.00 | |
| | | 13055.00 | -35.00 | | | | 13215.00 | -35.00 | |
| | | 14920.00 | -35.00 | | | | 15080.00 | -35.00 | |
| | | 16785.00 | -35.00 | | | | 16945.00 | -35.00 | |
| -53.50 | 1865.00 | 18650.00 | -35.00 | -13.0 | -53.50 | 1945.00 | 18810.00 | -35.00 | -13.0 |
| -53.50 | 1880.00 | | | | -53.50 | 1960.00 | | | |
| | | 3760.00 | -35.00 | -13.0 | | | 3920.00 | -35.00 | -13.0 |
| | | 5640.00 | -35.00 | | | | 5800.00 | -35.00 | |
| | | 7520.00 | -35.00 | | | | 7520.00 | -35.00 | |
| | | 9400.00 | -35.00 | | | | 9400.00 | -35.00 | |
| | | 11280.00 | -35.00 | | | | 11280.00 | -35.00 | |
| | | 13160.00 | -35.00 | | | | 13160.00 | -35.00 | |
| | | 15040.00 | -35.00 | | | | 15040.00 | -35.00 | |
| | | 16920.00 | -35.00 | | | | 16920.00 | -35.00 | |
| -53.50 | 1880.00 | 18800.00 | -35.00 | -13.0 | -53.50 | 1960.00 | 18800.00 | -35.00 | -13.0 |
| -53.50 | 1895.00 | | | | -53.50 | 1985.00 | | | |
| | | 3790.00 | -35.00 | -13.0 | | | 3970.00 | -35.00 | -13.0 |
| | | 5685.00 | -35.00 | | | | 5955.00 | -35.00 | |
| | | 7580.00 | -35.00 | | | | 7940.00 | -35.00 | |
| | | 9475.00 | -35.00 | | | | 9925.00 | -35.00 | |
| | | 11370.00 | -35.00 | | | | 11910.00 | -35.00 | |
| | | 13265.00 | -35.00 | | | | 13895.00 | -35.00 | |
| | | 15160.00 | -35.00 | | | | 15880.00 | -35.00 | |
| | | 17055.00 | -35.00 | | | | 17865.00 | -35.00 | |
| -53.50 | 1895.00 | 18920.00 | -35.00 | -13.0 | -53.50 | 1985.00 | 19850.00 | -35.00 | -13.0 |

RETLIF TESTING LABORATORIES

EMISSIONS DATA SHEET

| | | | |
|----------------------------|--|-------------------|-----------------|
| Test Method: | Spurious Emissions at the Antenna Terminals 30 MHz to 20 GHz | | |
| Customer: | Cellular Specialties, Inc. | Job No: | R-5276N |
| Test Sample: | DSP II Dual Band Amplifier/Repeater | | |
| Model No: | CSI-DSP85-C/P 2:2 EMR | Serial No: | CGL90211-000000 |
| Test Specification: | FCC Part 2 Paragraph: 2.1051 | | |
| Operating Mode: | Amplifying input signal | | |
| Technician: | M.Seamans | Date: | 3/2/2010 |
| Notes: | Uplink Frequency: 1850-1910 MHz Downlink Frequency: 1930-1990 MHz IS-95 CDMA modulation *-35.00dBm is the Noise floor of instrument | | |

| Uplink Input Signal | Test Frequency | Frequencies | Reading | Limit | Downlink Input Signal | Test Frequency | Frequencies | Reading | Limit |
|---------------------|----------------|-------------|---------|-------|-----------------------|----------------|-------------|---------|-------|
| dBm | MHz | MHz | dBm | dBm | dBm | MHz | MHz | dBm | dBm |
| -53.50 | 1865.00 | | | | -53.50 | 1945.00 | | | |
| | | 3730.00 | -35.00 | -13.0 | | | 3890.00 | -35.00 | -13.0 |
| | | 5595.00 | -35.00 | | | | 5755.00 | -35.00 | |
| | | 7460.00 | -35.00 | | | | 7620.00 | -35.00 | |
| | | 9325.00 | -35.00 | | | | 9485.00 | -35.00 | |
| | | 11190.00 | -35.00 | | | | 11350.00 | -35.00 | |
| | | 13055.00 | -35.00 | | | | 13215.00 | -35.00 | |
| | | 14920.00 | -35.00 | | | | 15080.00 | -35.00 | |
| | | 16785.00 | -35.00 | | | | 16945.00 | -35.00 | |
| -53.50 | 1865.00 | 18650.00 | -35.00 | -13.0 | -53.50 | 1945.00 | 18810.00 | -35.00 | -13.0 |
| -53.50 | 1880.00 | | | | -53.50 | 1960.00 | | | |
| | | 3760.00 | -35.00 | -13.0 | | | 3920.00 | -35.00 | -13.0 |
| | | 5640.00 | -35.00 | | | | 5800.00 | -35.00 | |
| | | 7520.00 | -35.00 | | | | 7520.00 | -35.00 | |
| | | 9400.00 | -35.00 | | | | 9400.00 | -35.00 | |
| | | 11280.00 | -35.00 | | | | 11280.00 | -35.00 | |
| | | 13160.00 | -35.00 | | | | 13160.00 | -35.00 | |
| | | 15040.00 | -35.00 | | | | 15040.00 | -35.00 | |
| | | 16920.00 | -35.00 | | | | 16920.00 | -35.00 | |
| -53.50 | 1880.00 | 18800.00 | -35.00 | -13.0 | -53.50 | 1960.00 | 18800.00 | -35.00 | -13.0 |
| -53.50 | 1895.00 | | | | -53.50 | 1985.00 | | | |
| | | 3790.00 | -35.00 | -13.0 | | | 3970.00 | -35.00 | -13.0 |
| | | 5685.00 | -35.00 | | | | 5955.00 | -35.00 | |
| | | 7580.00 | -35.00 | | | | 7940.00 | -35.00 | |
| | | 9475.00 | -35.00 | | | | 9925.00 | -35.00 | |
| | | 11370.00 | -35.00 | | | | 11910.00 | -35.00 | |
| | | 13265.00 | -35.00 | | | | 13895.00 | -35.00 | |
| | | 15160.00 | -35.00 | | | | 15880.00 | -35.00 | |
| | | 17055.00 | -35.00 | | | | 17865.00 | -35.00 | |
| -53.50 | 1895.00 | 18920.00 | -35.00 | -13.0 | -53.50 | 1985.00 | 19850.00 | -35.00 | -13.0 |

RETLIF TESTING LABORATORIES

EMISSIONS DATA SHEET

| | | | |
|----------------------------|--|-------------------|-----------------|
| Test Method: | Spurious Emissions at the Antenna Terminals 30 MHz to 20 GHz | | |
| Customer: | Cellular Specialties, Inc. | Job No: | R-5276N |
| Test Sample: | DSP II Dual Band Amplifier/Repeater | | |
| Model No: | CSI-DSP85-C/P 2:2 EMR | Serial No: | CGL90211-000000 |
| Test Specification: | FCC Part 2 Paragraph: 2.1051 | | |
| Operating Mode: | Amplifying input signal | | |
| Technician: | M.Seamans | Date: | 3/2/2010 |
| Notes: | Uplink Frequency: 1850-1910 MHz Downlink Frequency: 1930-1990 MHz W-CDMA modulation *-35.00dBm is the Noise floor of instrument | | |

| Uplink Input Signal | Test Frequency | Frequencies | Reading | Limit | Downlink Input Signal | Test Frequency | Frequencies | Reading | Limit | |
|---------------------|----------------|-------------|---------|-------|-----------------------|----------------|-------------|---------|-------|--|
| dBm | MHz | MHz | dBm | dBm | dBm | MHz | MHz | dBm | dBm | |
| -53.50 | 1870.00 | | | | -53.50 | 1950.00 | | | | |
| | | 3740.00 | -35.00 | -13.0 | | | 3900.00 | -35.00 | -13.0 | |
| | | 5610.00 | -35.00 | | | | 5770.00 | -35.00 | | |
| | | 7480.00 | -35.00 | | | | 7640.00 | -35.00 | | |
| | | 9350.00 | -35.00 | | | | 9510.00 | -35.00 | | |
| | | 11220.00 | -35.00 | | | | 11380.00 | -35.00 | | |
| | | 13090.00 | -35.00 | | | | 13250.00 | -35.00 | | |
| | | 14960.00 | -35.00 | | | | 15120.00 | -35.00 | | |
| | | 16830.00 | -35.00 | | | | 16990.00 | -35.00 | | |
| -53.50 | 1870.00 | 18700.00 | -35.00 | -13.0 | -53.50 | 1950.00 | 18860.00 | -35.00 | -13.0 | |
| -53.50 | 1880.00 | | | | -53.50 | 1960.00 | | | | |
| | | 3760.00 | -35.00 | -13.0 | | | 3920.00 | -35.00 | -13.0 | |
| | | 5640.00 | -35.00 | | | | 5800.00 | -35.00 | | |
| | | 7520.00 | -35.00 | | | | 7520.00 | -35.00 | | |
| | | 9400.00 | -35.00 | | | | 9400.00 | -35.00 | | |
| | | 11280.00 | -35.00 | | | | 11280.00 | -35.00 | | |
| | | 13160.00 | -35.00 | | | | 13160.00 | -35.00 | | |
| | | 15040.00 | -35.00 | | | | 15040.00 | -35.00 | | |
| | | 16920.00 | -35.00 | | | | 16920.00 | -35.00 | | |
| -53.50 | 1880.00 | 18800.00 | -35.00 | -13.0 | -53.50 | 1960.00 | 18800.00 | -35.00 | -13.0 | |
| -53.50 | 1890.00 | | | | -53.50 | 1970.00 | | | | |
| | | 3780.00 | -35.00 | -13.0 | | | 3940.00 | -35.00 | -13.0 | |
| | | 5670.00 | -35.00 | | | | 5910.00 | -35.00 | | |
| | | 7560.00 | -35.00 | | | | 7880.00 | -35.00 | | |
| | | 9450.00 | -35.00 | | | | 9850.00 | -35.00 | | |
| | | 11340.00 | -35.00 | | | | 11820.00 | -35.00 | | |
| | | 13230.00 | -35.00 | | | | 13790.00 | -35.00 | | |
| | | 15120.00 | -35.00 | | | | 15760.00 | -35.00 | | |
| | | 17010.00 | -35.00 | | | | 17730.00 | -35.00 | | |
| -53.50 | 1890.00 | 18880.00 | -35.00 | -13.0 | -53.50 | 1970.00 | 19700.00 | -35.00 | -13.0 | |
| | | | | | | | | | | |
| | | | | | | | | | | |
| | | | | | | | | | | |

