

Retlif Testing Laboratories

101 New Boston Road, Goffstown, NH 03045
603-497-4600 - Fax: 603-497-5281

CORPORATE OFFICE
795 Marconi Avenue
Ronkonkoma, NY 11779
631-737-1500 Fax 631-737-1497
(A NY Corporation)

BRANCH LABORATORIES
3131 Delwiler Road
Harleysville, PA 19438
215-256-4133 Fax 215-256-4130

WASHINGTON
REGULATORY OFFICE
703-533-1614 Fax 703-533-1612



REPORT OF MEASUREMENTS

FOR
CELLULAR SPECIALTIES, INC.

DUAL BAND BI-DIRECTIONAL AMPLIFIER

MODEL: DSP85-CP

FCC ID: NVRCSI-DSP85-CP

Company Name: Cellular Specialties, Inc.

Date of Report: October 25, 2007

Test Report No: R-4882N-1

Test Start Date: October 18, 2007

Test Finish Date: October 24, 2007

Test Technician: Matt Seamans

Lab Supervisor: Todd Hannemann


Report Prepared By: Jamie Ramsey

Our letters, procedures and reports are for the exclusive use of the customer to whom they are addressed, and their communications to any other or the use of the name of Retlif Testing Laboratories must receive our prior written approval. Our letters, procedures and reports apply only to the sample tested and are not necessarily indicative of the qualities of apparently identical or similar products. The letters, procedures and reports and the name of Retlif Testing Laboratories or insignia are not to be used under any circumstances in advertising to the general public. This test report shall not be reproduced, except in full, without the written approval of Retlif Testing Laboratories.


Test Report No. R-4882N-1
FCC ID: NVRCSI-DSP85-CP

Certification and Signatures

We certify that this report is a true report of the results obtained from the tests of the equipment stated and relates only to the equipment tested. We further certify that the measurements shown in this report were made in accordance with the procedures indicated and vouch for the qualifications of all Retlif Testing Laboratories personnel taking them.



Scott Wentworth
Branch Manager
NVLAP Approved Signatory



Todd Hannemann
Laboratory Supervisor

Non-Warranty Provision

The testing services have been performed, findings obtained, and reports prepared in accordance with generally accepted testing laboratory principles and practices. This warranty is in lieu of all other warranties, either express or implied.

Non-Endorsement

This test report contains only findings and results arrived at after employing the specific test procedures and standards listed herein. It is not intended to constitute a recommendation, endorsement, or certification of the product or material tested. This report must not be used by the client to claim product endorsement by NVLAP, NIST or any agency of the U.S. Government.

CERTIFICATION APPLICATION SUMMARY

Applicant/Manufacturer: Cellular Specialties
670 North Commercial Street
Manchester, NH 03101

Equipment under Test (EUT): The EUT is a Dual Band Bi-Directional Amplifier

Model: DSP85-CP

FCC ID Number: FCC ID: NVRCSI-DSP85-CP

Applicable Test Standard: FCC Parts 2, 22 & 24

Measurement Procedure: ANSI/TIA-603-C-2004

Device Classification: Mobile

EUT Frequency Range Band: Cell Band Uplink: 824MHz TO 849MHz
Cell Band Downlink: 794MHz TO 806MHz
PCS Band Uplink: 1850MHz to 1910MHz
PCS Band Downlink: 1930MHz to 1990MHz

EUT Gain: Cell Band Uplink: 83.96dB
Cell Band Downlink: 83.79dB
PCS Band Uplink: 80.01dB
PCS Band Downlink: 78.19dB

Power Output Rating Based on max input single channel (For Certification Grant): Cell Band Uplink: +25.5dBm = .355W
Cell Band Downlink: +25.5dBm = .355W
PCS Band Uplink: +25.08dBm = .322W
PCS Band Downlink: +25.05dBm = .320W

Modulation Type: GSM (F1D), TDMA (DXW), CDMA

RF Exposure + Antenna Installation: See Attached Installation/Users Manual and MPE Evaluation

Measurements Required by FCC: See Report Section 1 (Summary of Test Program) and the following Test Report Data Attachments:

- RF Power Output
- Intermodulation Characteristics (Two-Tone)
- Occupied Bandwidth
- Spurious Emissions at Antenna Terminals
- Effective Radiated Power of Spurious Radiation
- Frequency Stability

SECTION 1 SUMMARY OF TEST PROGRAM

INTERMODULATION CHARACTERISTICS (TWO TONE)

Measurement Procedure:

Two signals were injected, in turn, to each uplink and downlink frequency band via a two way power combiner. Testing was performed at both the low band edge and high band edge of each pass band. The output of each signal generator was adjusted so that the two output fundamental frequencies were equal in magnitude. Testing was performed for GSM, CDMA & TDMA Modulation types. At the maximum specified input power levels all intermodulation products were at -13dBm or below for each modulation. See attached test data.

OCCUPIED BANDWIDTH

Measurement Procedure:

For Occupied Bandwidth, measurements were made to compare the input signal to the output signal. The signal generator output was connected to the spectrum analyzer. A TDMA modulation signal was then applied to the carrier. Waveforms were then noted on an X-Y plot. Next, the signal generator was connected to the EUT and the output of the EUT was connected to the spectrum analyzer. The output waveform after amplification was then compared to the original input signal to ensure that no significant differences occurred between the input signal and the amplified signal. Testing was performed at one frequency within each passband (uplink and downlink). Testing was repeated with GSM and CDMA Modulation. See Occupied Bandwidth Data. An explanation of the data is as follows: There are two signals superimposed on each plot, one signal is the waveform before modulation, the other is the modulated carrier. In each case the center of the grid shows a narrowband signal projecting out from the center of the modulation envelope. This signal is actually the stored unmodulated signal.

SPURIOUS EMISSIONS AT ANTENNA TERMINALS

Measurement Procedure:

The signal generator output was connected in turn to the uplink and downlink input ports of the EUT. The input power level was at the maximum level which was ascertained during the Power Output test. A spectrum analyzer was connected to the output of the EUT. The input test frequencies used were three frequencies (low, mid & high) within each passband (cell & pcs uplink and downlink). The level of any spurious emission was recorded. Testing was performed in the frequency range of 30MHz to 20GHz. Testing was performed for GSM, CDMA & TDMA modulation types. The spurious emissions limit is -13dBm as specified in FCC Parts 22 & 24. All emissions were below the specified -13dBm limit. See attached test data.

EFFECTIVE RADIATED POWER OF SPURIOUS RADIATION

Measurement Procedure:

The test sample was placed on a 80cm high wooden test stand which was located 3 meters from the test antenna on an FCC listed test site. A signal generator was connected to the input of the amplifier. The signal generator output was set to provide the input power level necessary to achieve maximum output power of the amplifier at 3 frequencies (low, mid & high) within each passband (cell & pcs uplink and downlink). The effective radiated power of each out of band spurious emission was measured using the substitution method specified in ANSI/TIA-603-C-2004. The frequency range of the test was 30MHz – 20GHz. The limit for out of band spurious emissions is -13dBm as specified in Parts 22 & 24. All emissions were below the specified -13dBm limit. See attached test data.

RF POWER OUTPUT

A signal generator was connected in turn to the uplink and downlink input ports of the test sample. The signal generator was set to maximum input rating and the amplifier was operating at maximum gain. The maximum single channel output power for both the cell and pcs band uplink and downlink was measured with a spectrum analyzer connected to the output port. The measured output power matched the manufacturer's rated output power. See attached test data.

FREQUENCY STABILITY MEASUREMENTS

The test sample was placed into a temperature chamber with AC input power supplied through a variable power source. A signal generator was used to provide the input signal and the output was measured with a frequency counter. With the test sample operating at maximum output power the test sample's output frequency was measured and recorded at the extremes of the temperature range and at 10 degree increments from -30 degrees C to +50 degrees C while the AC input voltage was varied from 85 to 115% of nominal. The output frequency for both the cell and pcs band uplink and the downlink stayed within the assigned frequency band. See attached test data.

SECTION 2
EQUIPMENT LISTS

Spurious Radiated Emissions

EN	Type	Manufacturer	Description	Model No.	Cal Date	Due
3116	Pre-Amplifier	Miteq	0.1 GHz - 18 GHz	AFS42-35	8/27/2007	8/27/2008
3117	Power Supply	B&K Precision	0-30 Vdc, 3.0 A	1630	1/23/2007	1/23/2008
3258	Double Ridge Guide	EMCO	1 - 18 GHz	3115	11/21/2006	11/21/2007
3430	Horn Antenna	MCS Corporation	18 GHz - 26.5 GHz	K-5039	1/23/2007	1/23/2008
4029B	Test Site Attenuation	Retlif	3 / 10 Meters	RNH	6/20/2007	6/20/2008
5053	Biconilog	EMCO	26 MHz - 3 GHz	3142C	10/4/2007	10/4/2008
5070	EMI Test Receiver	Rohde & Schwarz	20Hz - 40GHz	ESIB40	11/22/2006	11/22/2007
5072	Preamplifier	Miteq	18 GHz-40 GHz	JS4-18004000-30	1/10/2007	1/10/2008

RF Power Output/Occupied Bandwidth/Antenna Spurious/Intermodulation

EN	Type	Manufacturer	Description	Model No.	Cal Date	Due
5016	Attenuator	Narda	DC - 18 GHz	776B-30	1/25/2007	1/25/2008
5038	10 DB Atten. (50 ohm)	Fluke	DC - 12.4 GHz	Y9304	1/25/2007	1/25/2008
R425	Spectrum Analyzer	Agilent	100 Hz - 26.5GHz	E7405A;A	11/3/2006	12/11/2007
R427A	Signal Generator	Agilent	250kHz - 3GHz	E4438C;BG	6/1/2006	7/19/2008

Frequency Stability

EN	Type	Manufacturer	Description	Model No.	Cal Date	Due
4997	Digital Thermometer	Omega	N/A		6/11/2007	6/11/2008
5013	Variac	Powerstat	0 - 140 VAC	116B	4/24/2007	4/24/2008
5016	Attenuator	Narda	DC - 18 GHz	776B-30	1/25/2007	1/25/2008
5038	10 DB Atten. (50 ohm)	Fluke	DC - 12.4 GHz	Y9304	1/25/2007	1/25/2008
5049B	Digital Multimeter	Fluke	N/A	111	8/28/2007	8/28/2008
R427A	Signal Generator	Agilent	250kHz - 3GHz	E4438C;BG	6/1/2006	7/19/2008

SETUP PHOTOGRAPHS

SPURIOUS RADIATED EMISSIONS




Test Report No. R-4816N
FCC ID: NVRCSI-DSP85-CP

SPURIOUS RADIATED EMISSIONS



SPURIOUS EMISSIONS AT ANTENNA TERMINALS
OCCUPIED BANDWIDTH/RF POWER OUTPUT
INTERMODULATION (TWO TONE)



RETLIF TESTING LABORATORIES

EMISSIONS DATA SHEET

Test Method:	Inter-modulation Characteristics			
Customer:	Cellular Specialties, Inc.	Test Sample:	DSP II Dual Band Amplifier/Repeater	
Model No:	DSP85-CP	Serial No:	DSP2D006	
Test Specification:	FCC Part 2	Paragraph: 2.1047	Date:	10/18/2007
Operating Mode:	Amplifying input signal			
Notes:	Amps Band - TDMA - Downlink			

Agilent 15:58:55 Oct 18, 2007

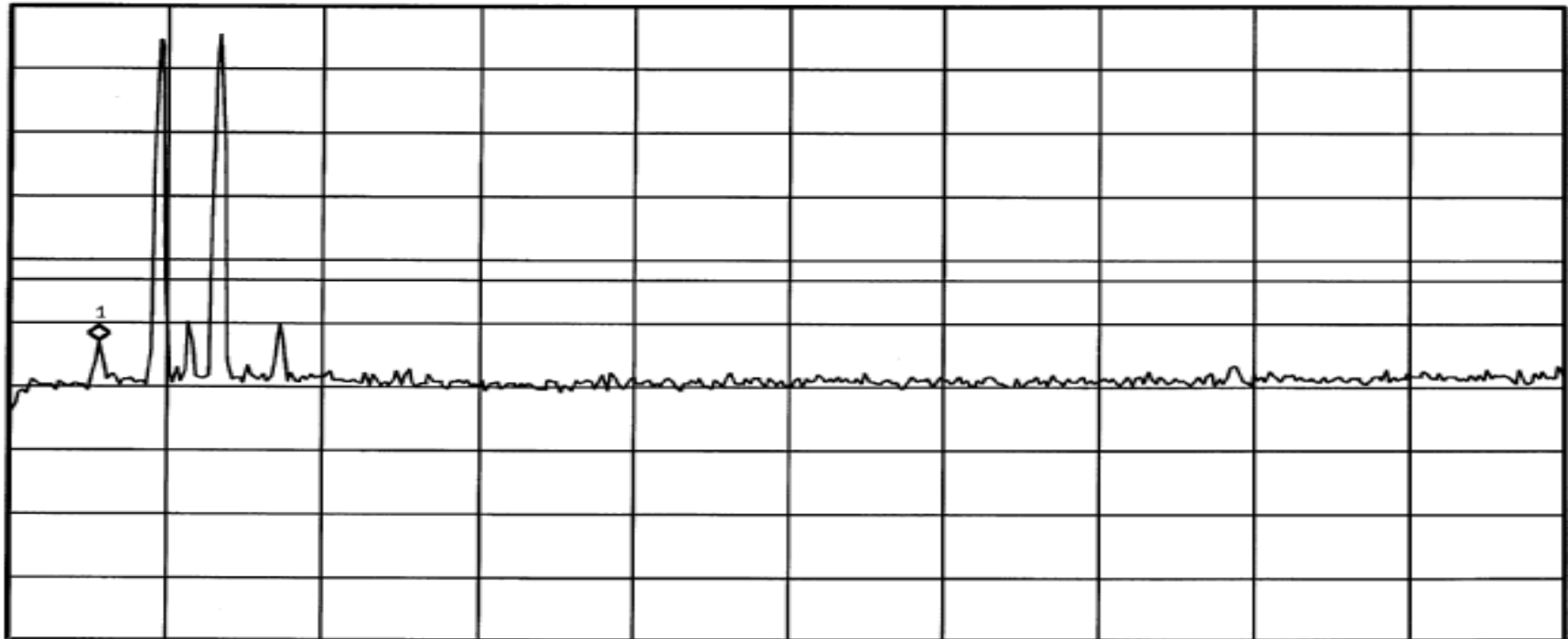
Mkr1 869.495 MHz
-22.93 dBm

Ref 30 dBm

Atten 10 dB

Peak
Log
10
dB/
Offst
30
dB
DI
-13.0
dBm

M1 S2
S3 FC
AA



Start 868 MHz

#Res BW 30 kHz

#VBW 100 kHz

Stop 894 MHz

Sweep 29.73 ms (401 pts)

RETLIF TESTING LABORATORIES

EMISSIONS DATA SHEET

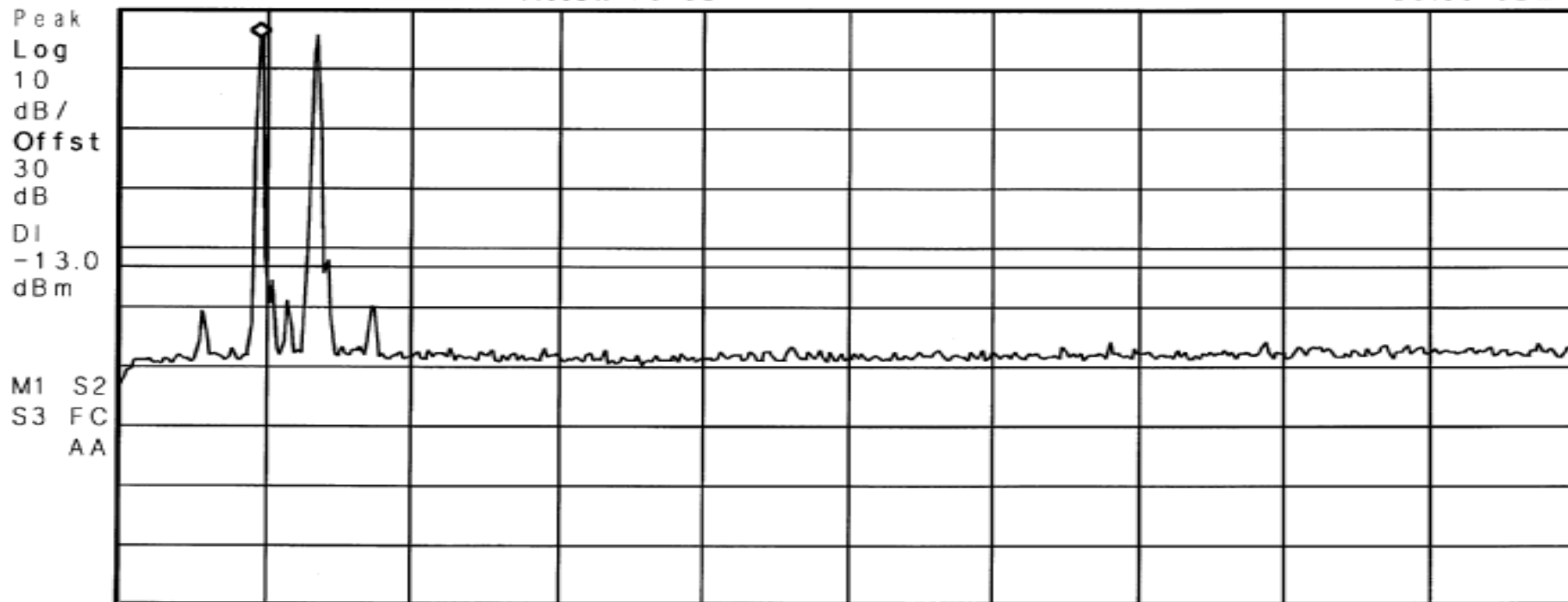
Test Method:	Inter-modulation Characteristics		
Customer:	Cellular Specialties, Inc.	Test Sample:	DSP II Dual Band Amplifier/Repeater
Model No:	DSP85-CP	Serial No:	DSP2D006
Test Specification:	FCC Part 2	Paragraph: 2.1047	Date:
Operating Mode:	Amplifying input signal		
Notes:	Amps Band - TDMA - Downlink		

✱ **Agilent** 16:00:44 Oct 18, 2007

Mkr1 870.470 MHz
25.08 dBm

Ref 30 dBm

Atten 10 dB



Start 868 MHz

Stop 894 MHz

#Res BW 30 kHz

#VBW 100 kHz

Sweep 29.73 ms (401 pts)

RETLIF TESTING LABORATORIES

EMISSIONS DATA SHEET

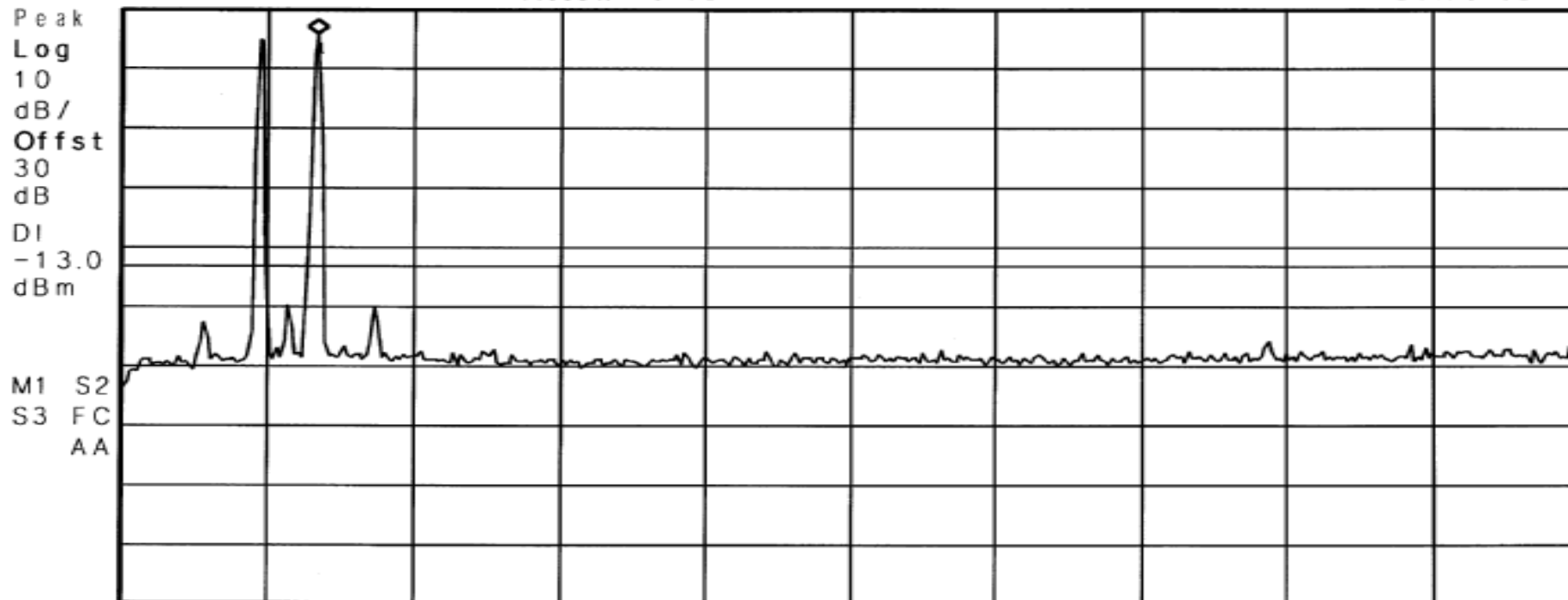
Test Method:	Inter-modulation Characteristics		
Customer:	Cellular Specialties, Inc.	Test Sample:	DSP II Dual Band Amplifier/Repeater
Model No:	DSP85-CP	Serial No:	DSP2D006
Test Specification:	FCC Part 2	Paragraph: 2.1047	Date: 10/18/2007
Operating Mode:	Amplifying input signal		
Notes:	Amps Band - TDMA - Downlink		

✱ Agilent 15:59:14 Oct 18, 2007

Mkr1 871.510 MHz
25.78 dBm

Ref 30 dBm

Atten 10 dB



Start 868 MHz

Stop 894 MHz

#Res BW 30 kHz

#VBW 100 kHz

Sweep 29.73 ms (401 pts)

RETLIF TESTING LABORATORIES

EMISSIONS DATA SHEET

Test Method:	Inter-modulation Characteristics		
Customer:	Cellular Specialties, Inc.	Test Sample:	DSP II Dual Band Amplifier/Repeater
Model No:	DSP85-CP	Serial No:	DSP2D006
Test Specification:	FCC Part 2	Paragraph:	2.1047
Operating Mode:	Amplifying input signal		
Notes:	Amps Band - TDMA - Downlink		
	Job No:	R-4882N-1	
	Technician:	M.Seamans	
	Date:	10/18/2007	

Agilent 15:59:20 Oct 18, 2007

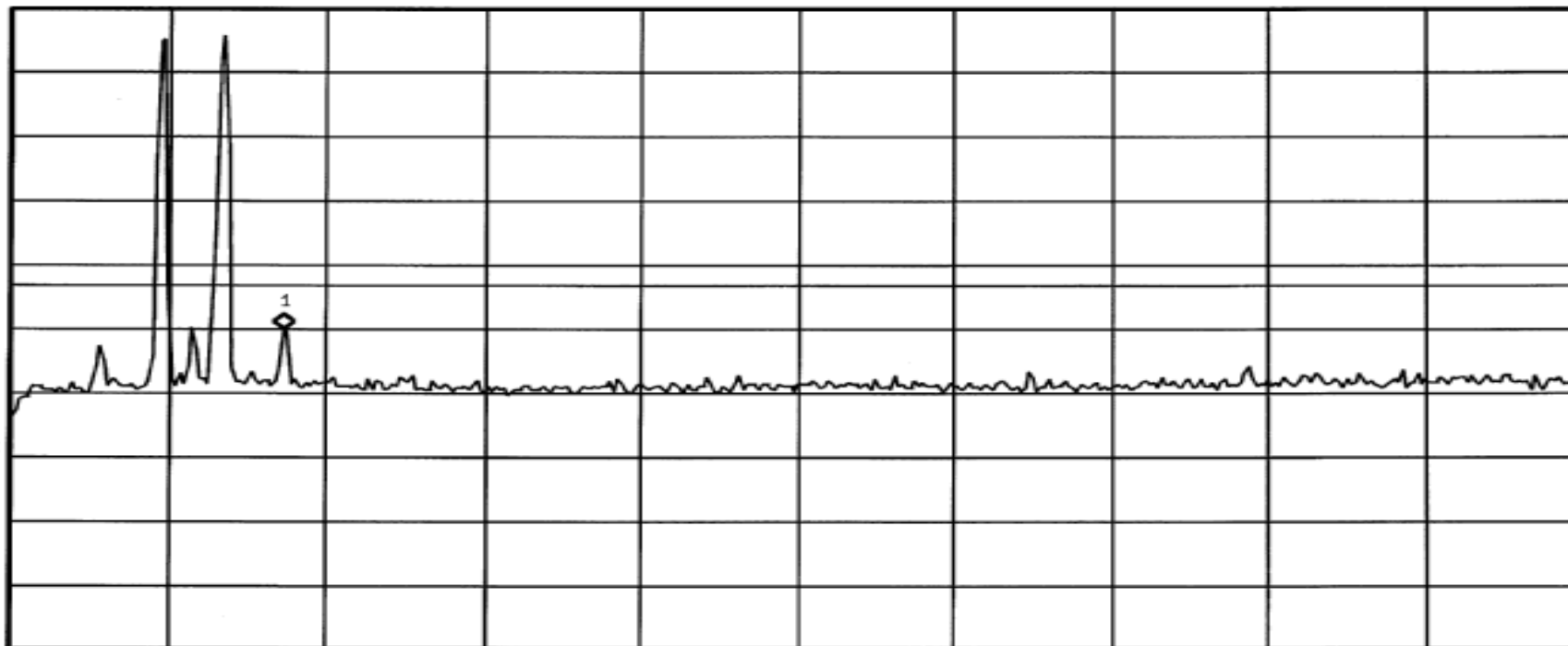
Mkr1 872.485 MHz
-20.09 dBm

Ref 30 dBm

Atten 10 dB

Peak
Log
10
dB/
Offst
30
dB
DI
-13.0
dBm

M1 S2
S3 FC
AA



Start 868 MHz

Stop 894 MHz

#Res BW 30 kHz

#VBW 100 kHz

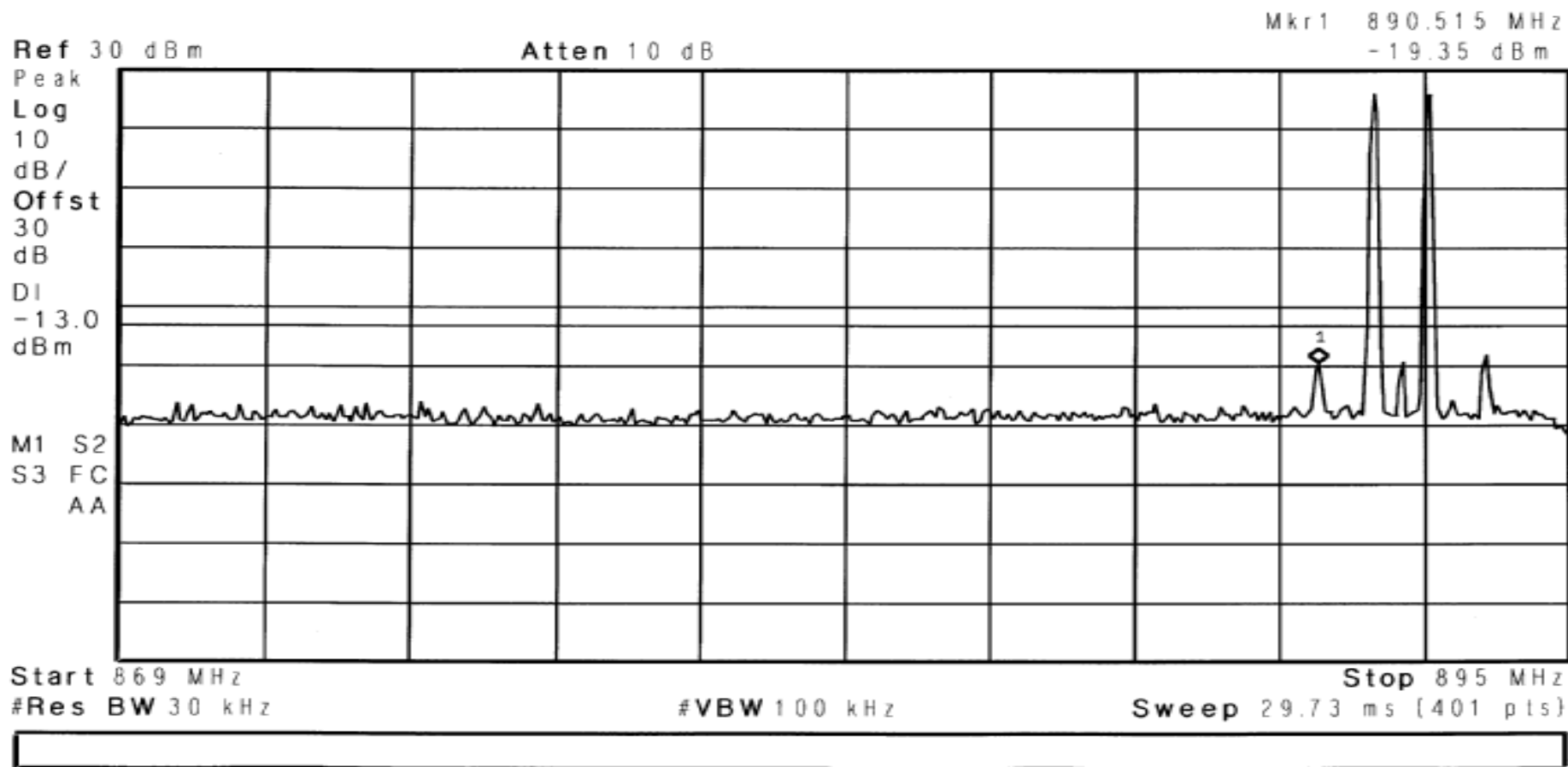
Sweep 29.73 ms (401 pts)

RETLIF TESTING LABORATORIES

EMISSIONS DATA SHEET

Test Method:	Inter-modulation Characteristics		
Customer:	Cellular Specialties, Inc.	Test Sample:	DSP II Dual Band Amplifier/Repeater
Model No:	DSP85-CP	Serial No:	DSP2D006
Test Specification:	FCC Part 2	Paragraph: 2.1047	Date:
Operating Mode:	Amplifying input signal		
Notes:	Amps Band - TDMA - Downlink		
	Job No:	R-4882N-1	
	Technician:	M.Seamans	

Agilent 16:02:30 Oct 18, 2007

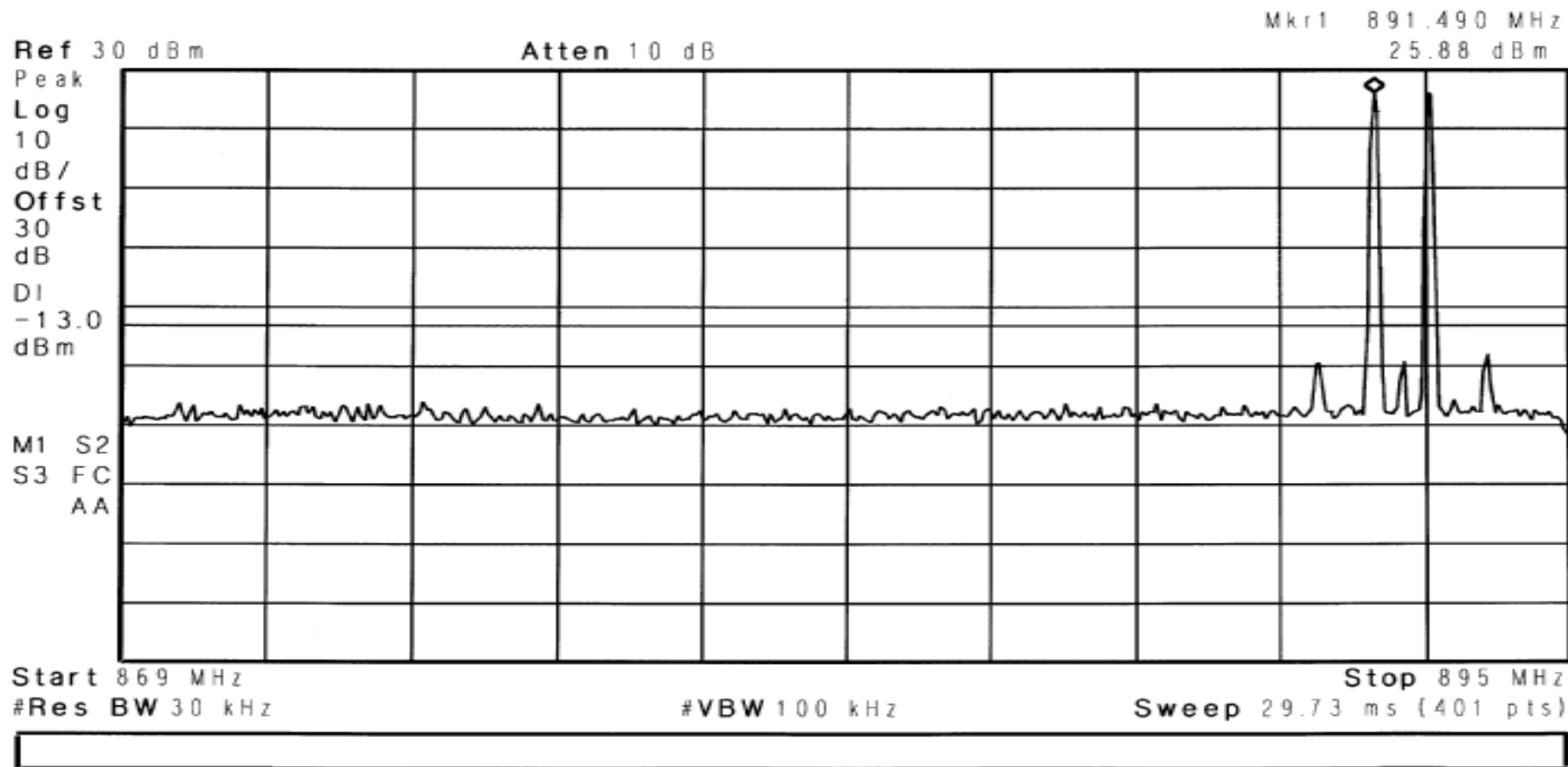


RETLIF TESTING LABORATORIES

EMISSIONS DATA SHEET

Test Method:	Inter-modulation Characteristics		
Customer:	Cellular Specialties, Inc.	Test Sample:	DSP II Dual Band Amplifier/Repeater
Model No:	DSP85-CP	Serial No:	DSP2D006
Test Specification:	FCC Part 2	Paragraph: 2.1047	Date:
Operating Mode:	Amplifying input signal		
Notes:	Amps Band - TDMA - Downlink		
Job No:	R-4882N-1		Technician:
		M.Seamans	10/18/2007

✱ Agilent 16:02:39 Oct 18, 2007



RETLIF TESTING LABORATORIES

EMISSIONS DATA SHEET

Test Method:	Inter-modulation Characteristics		
Customer:	Cellular Specialties, Inc.	Test Sample:	DSP II Dual Band Amplifier/Repeater
Model No:	DSP85-CP	Serial No:	DSP2D006
Test Specification:	FCC Part 2	Paragraph: 2.1047	Date:
Operating Mode:	Amplifying input signal		
Notes:	Amps Band - TDMA - Downlink		
Job No:	R-4882N-1		Technician:
		M.Seamans	

Agilent 16:02:46 Oct 18, 2007

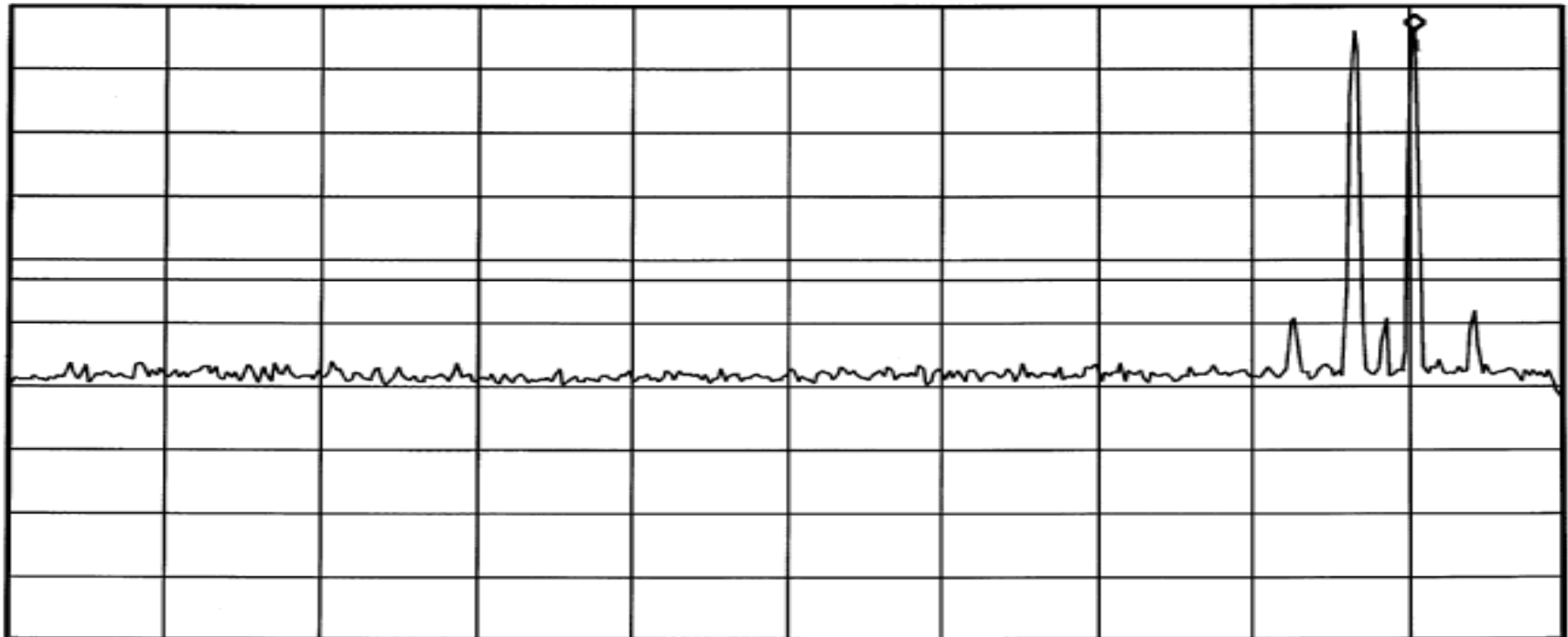
Mkr1 892.530 MHz
25.99 dBm

Ref 30 dBm

Atten 10 dB

Peak
Log
10
dB/
Offst
30
dB
DI
-13.0
dBm

M1 S2
S3 FC
AA



Start 869 MHz

Stop 895 MHz

#Res BW 30 kHz

#VBW 100 kHz

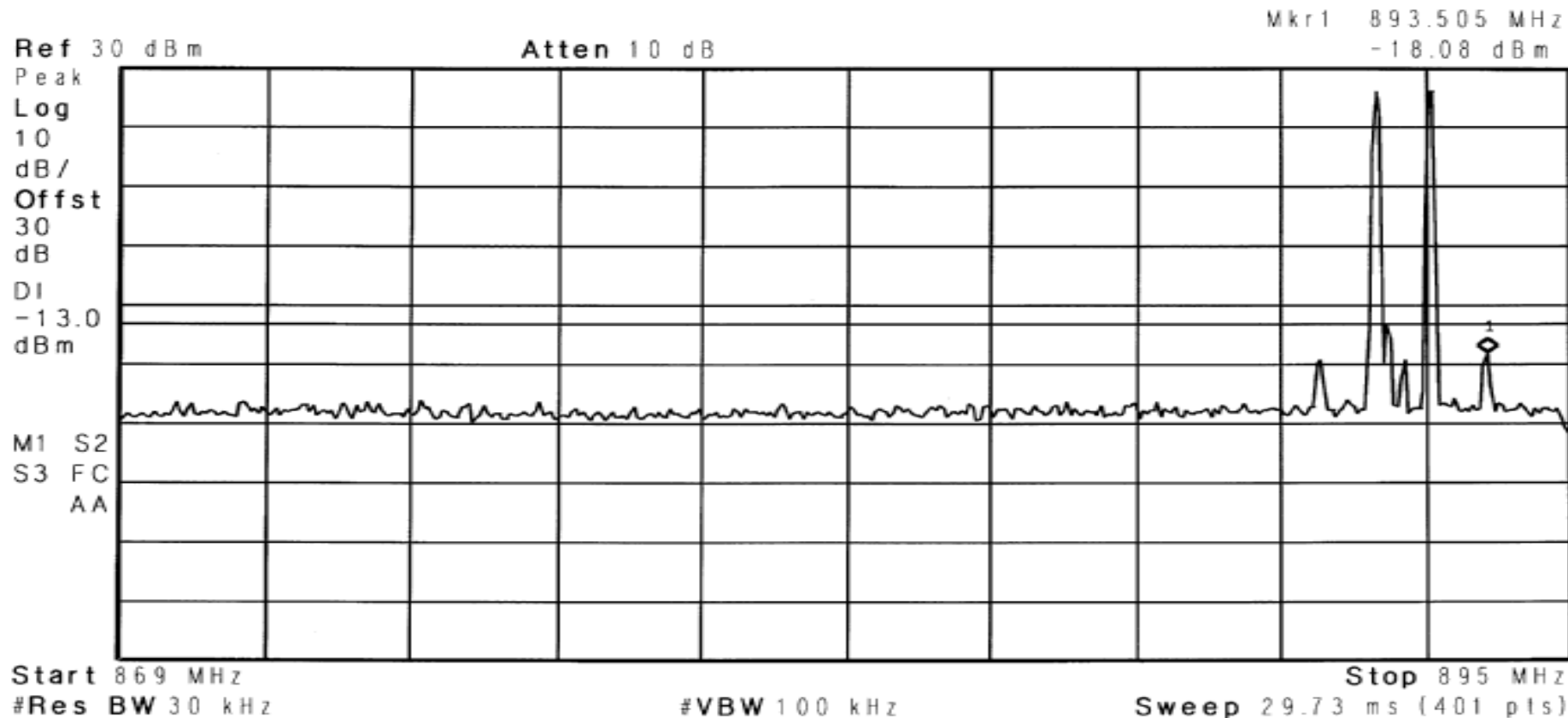
Sweep 29.73 ms (401 pts)

RETLIF TESTING LABORATORIES

EMISSIONS DATA SHEET

Test Method:	Inter-modulation Characteristics			
Customer:	Cellular Specialties, Inc.	Test Sample:	DSP II Dual Band Amplifier/Repeater	
Model No:	DSP85-CP	Serial No:	DSP2D006	
Test Specification:	FCC Part 2	Paragraph: 2.1047	Date:	10/18/2007
Operating Mode:	Amplifying input signal			
Notes:	Amps Band - TDMA - Downlink			

* Agilent 16:02:56 Oct 18, 2007



RETLIF TESTING LABORATORIES

EMISSIONS DATA SHEET

Test Method:	Inter-modulation Characteristics			
Customer:	Cellular Specialties, Inc.	Test Sample:	DSP II Dual Band Amplifier/Repeater	
Model No:	DSP85-CP	Serial No:	DSP2D006	
Test Specification:	FCC Part 2	Paragraph: 2.1047	Date:	10/18/2007
Operating Mode:	Amplifying input signal			
Notes:	Amps Band - TDMA - Uplink			

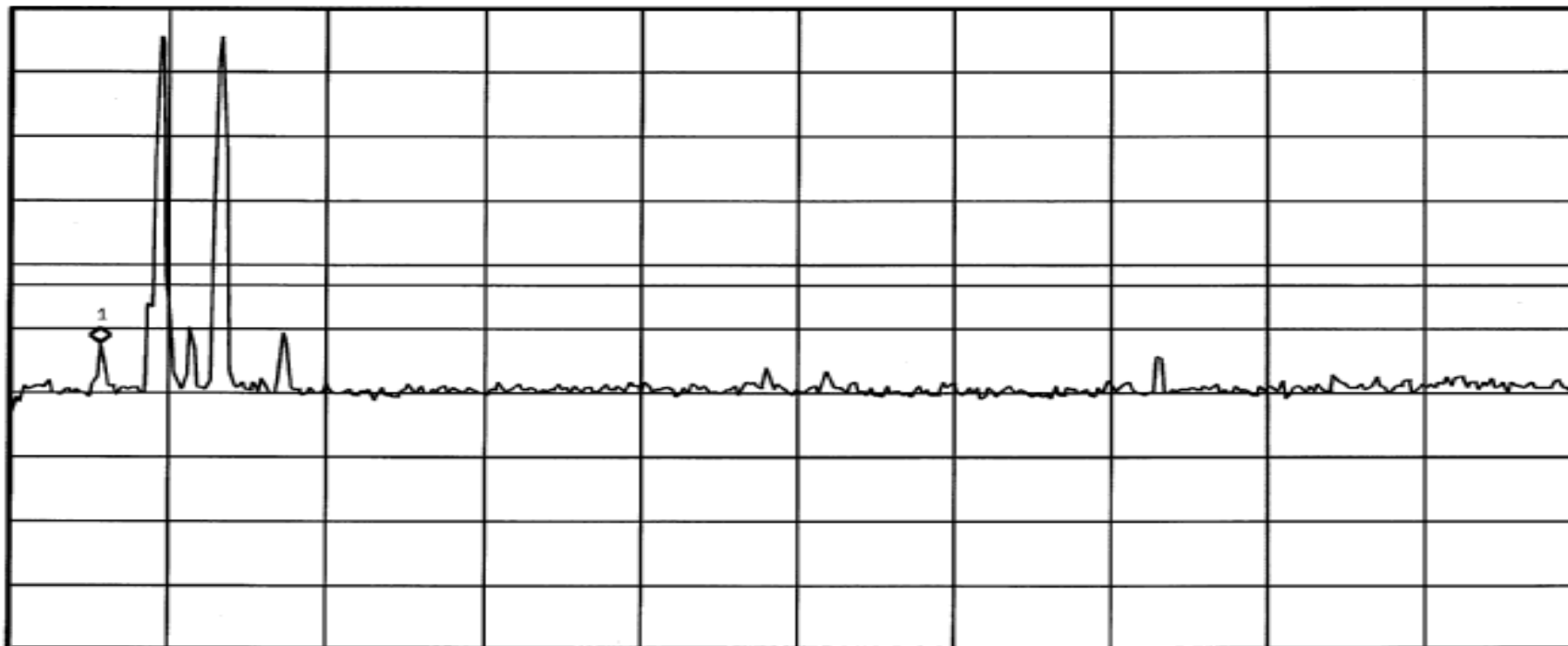
Agilent 15:45:56 Oct 18, 2007

Mkr1 824.495 MHz
-22.27 dBm

Ref 30 dBm

Atten 10 dB

Peak
Log
10
dB/
Offst
30
dB
DI
-13.0
dBm



Start 823 MHz

Stop 849 MHz

#Res BW 30 kHz

#VBW 100 kHz

Sweep 29.73 ms (401 pts)

RETLIF TESTING LABORATORIES

EMISSIONS DATA SHEET

Test Method:	Inter-modulation Characteristics		
Customer:	Cellular Specialties, Inc.	Test Sample:	DSP II Dual Band Amplifier/Repeater
Model No:	DSP85-CP	Serial No:	DSP2D006
Test Specification:	FCC Part 2	Paragraph: 2.1047	Date:
Operating Mode:	Amplifying input signal		
Notes:	Amps Band - TDMA - Uplink		

Agilent 15:47:00 Oct 18, 2007

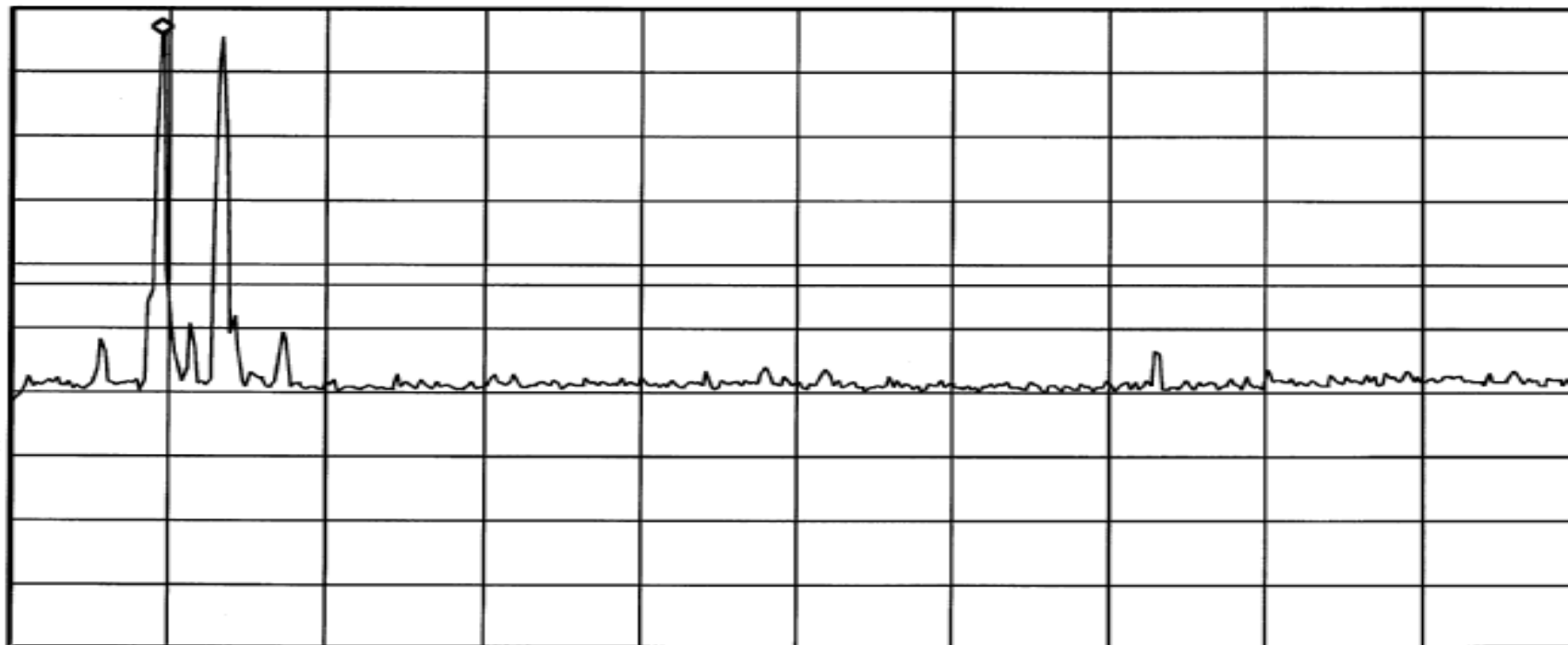
Mkr1 825.470 MHz
25.77 dBm

Ref 30 dBm

Atten 10 dB

Peak
Log
10
dB/
Offst
30
dB
DI
-13.0
dBm

M1 S2
S3 FC
AA



Start 823 MHz
#Res BW 30 kHz

#VBW 100 kHz

Stop 849 MHz
Sweep 29.73 ms (401 pts)

RETLIF TESTING LABORATORIES

EMISSIONS DATA SHEET

Test Method:	Inter-modulation Characteristics			
Customer:	Cellular Specialties, Inc.	Test Sample:	DSP II Dual Band Amplifier/Repeater	
Model No:	DSP85-CP	Serial No:	DSP2D006	
Test Specification:	FCC Part 2	Paragraph:	2.1047	
Operating Mode:	Amplifying input signal			
Notes:	Amps Band - TDMA - Uplink			
Job No:	R-4882N-1		Technician:	M.Seamans
Date:	10/18/2007			

Agilent 15:47:13 Oct 18, 2007

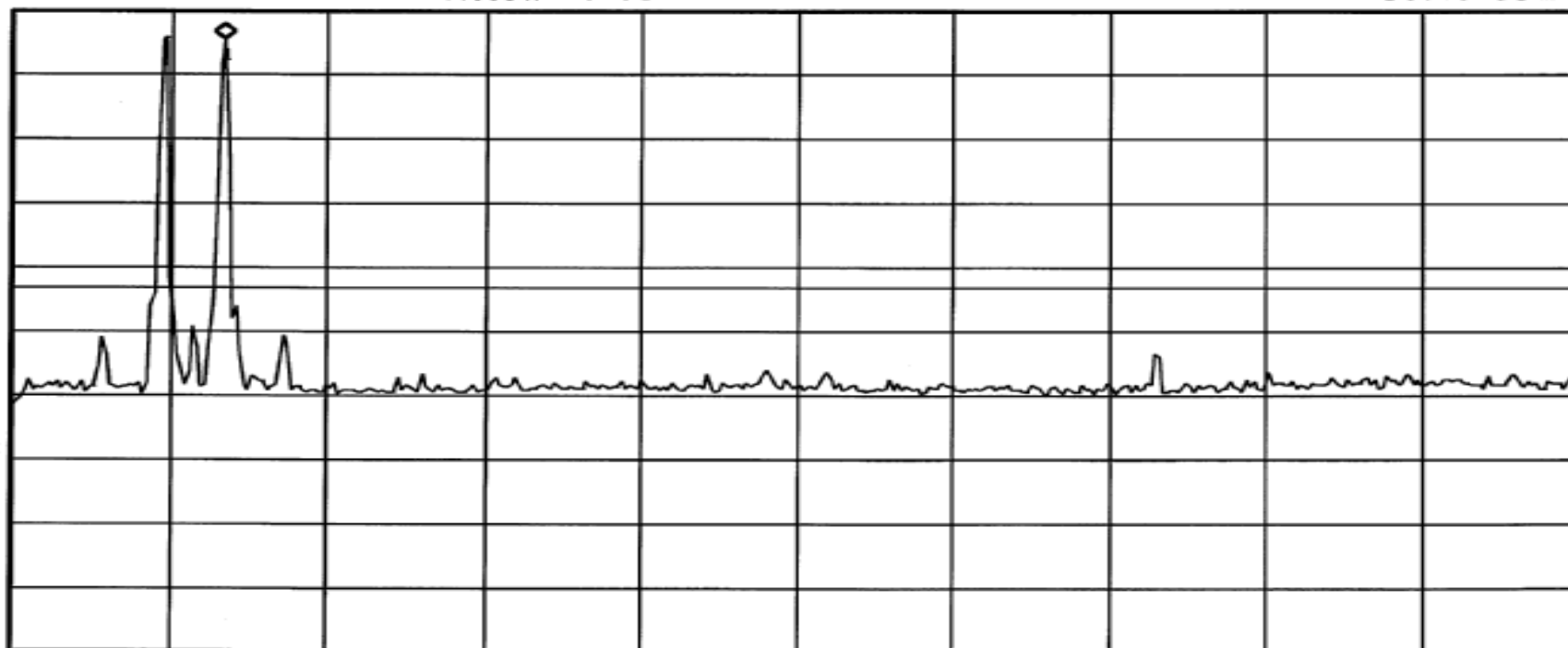
Mkr1 826.510 MHz
25.48 dBm

Ref 30 dBm

Atten 10 dB

Peak
Log
10
dB/
Offst
30
dB
DI
-13.0
dBm

M1 S2
S3 FC
AA



Start 823 MHz
#Res BW 30 kHz

#VBW 100 kHz

Stop 849 MHz
Sweep 29.73 ms (401 pts)

RETLIF TESTING LABORATORIES

EMISSIONS DATA SHEET

Test Method:	Inter-modulation Characteristics		
Customer:	Cellular Specialties, Inc.	Test Sample:	DSP II Dual Band Amplifier/Repeater
Model No:	DSP85-CP	Serial No:	DSP2D006
Test Specification:	FCC Part 2	Paragraph: 2.1047	Date:
Operating Mode:	Amplifying input signal		
Notes:	Amps Band - TDMA - Uplink		

Agilent 15:47:33 Oct 18, 2007

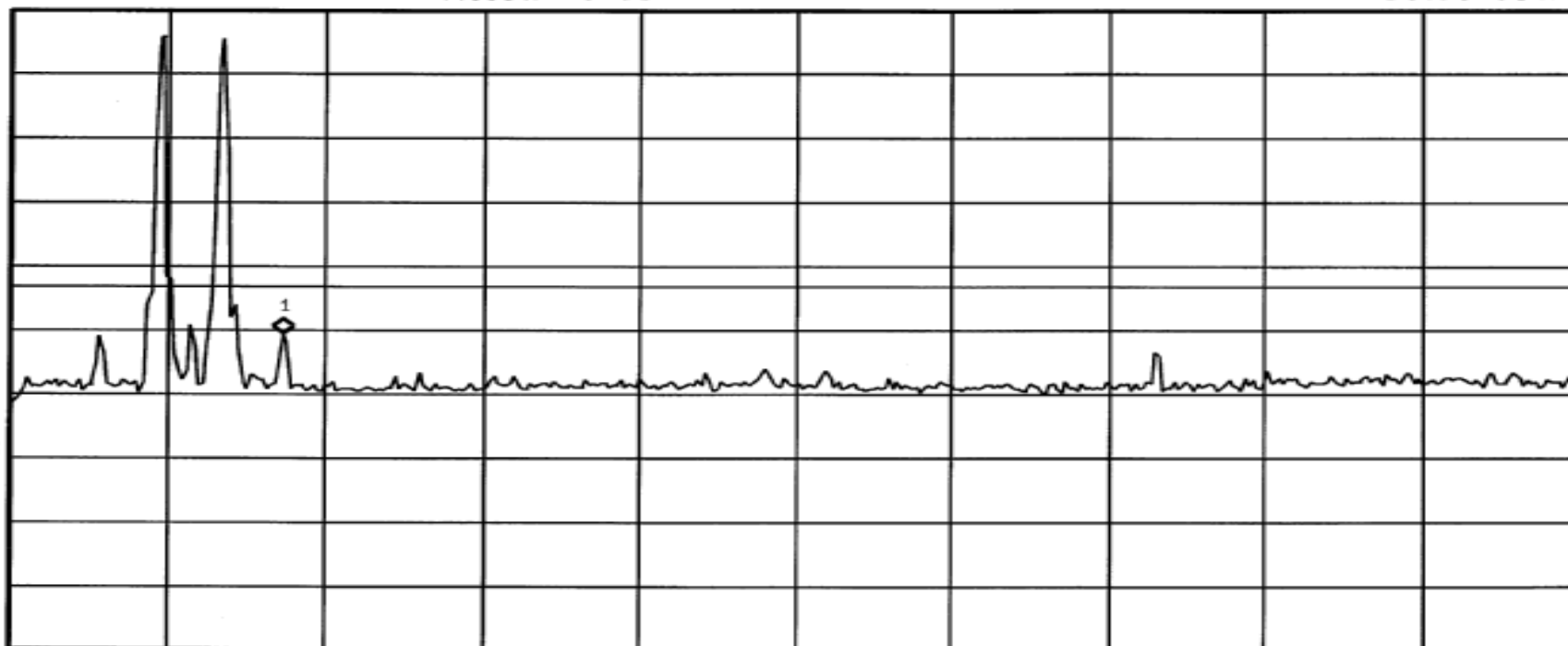
Mkr1 827.485 MHz
-20.53 dBm

Ref 30 dBm

Atten 10 dB

Peak
Log
10
dB/
Offst
30
dB
DI
-13.0
dBm

M1 S2
S3 FC
AA



Start 823 MHz

Stop 849 MHz

#Res BW 30 kHz

#VBW 100 kHz

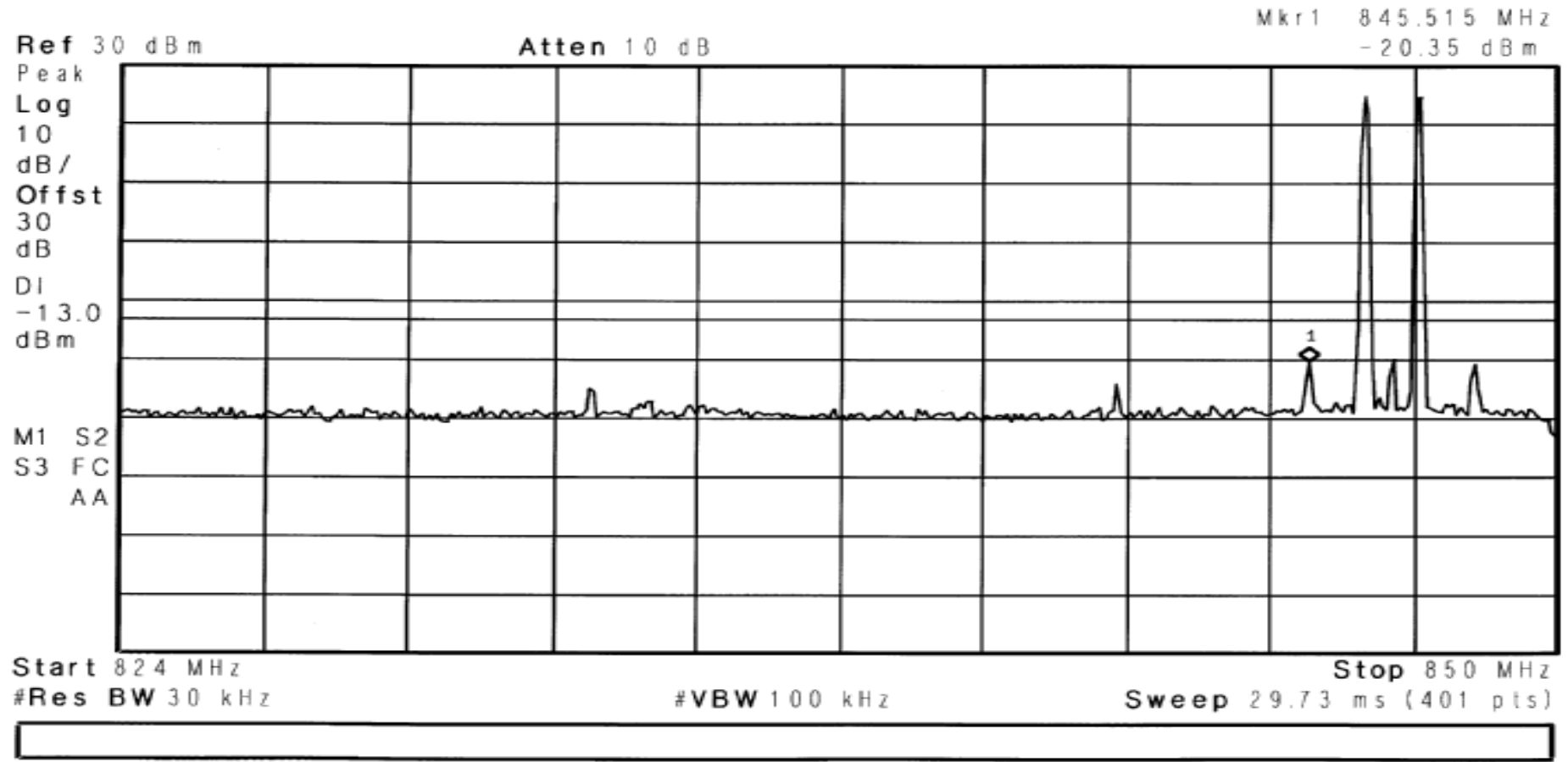
Sweep 29.73 ms (401 pts)

RETLIF TESTING LABORATORIES

EMISSIONS DATA SHEET

Test Method:	Inter-modulation Characteristics			
Customer:	Cellular Specialties, Inc.	Test Sample:	DSP II Dual Band Amplifier/Repeater	
Model No:	DSP85-CP	Serial No:	DSP2D006	
Test Specification:	FCC Part 2	Paragraph: 2.1047	Date:	10/18/2007
Operating Mode:	Amplifying input signal			
Notes:	Amps Band - TDMA - Uplink			

* Agilent 15:52:31 Oct 18, 2007

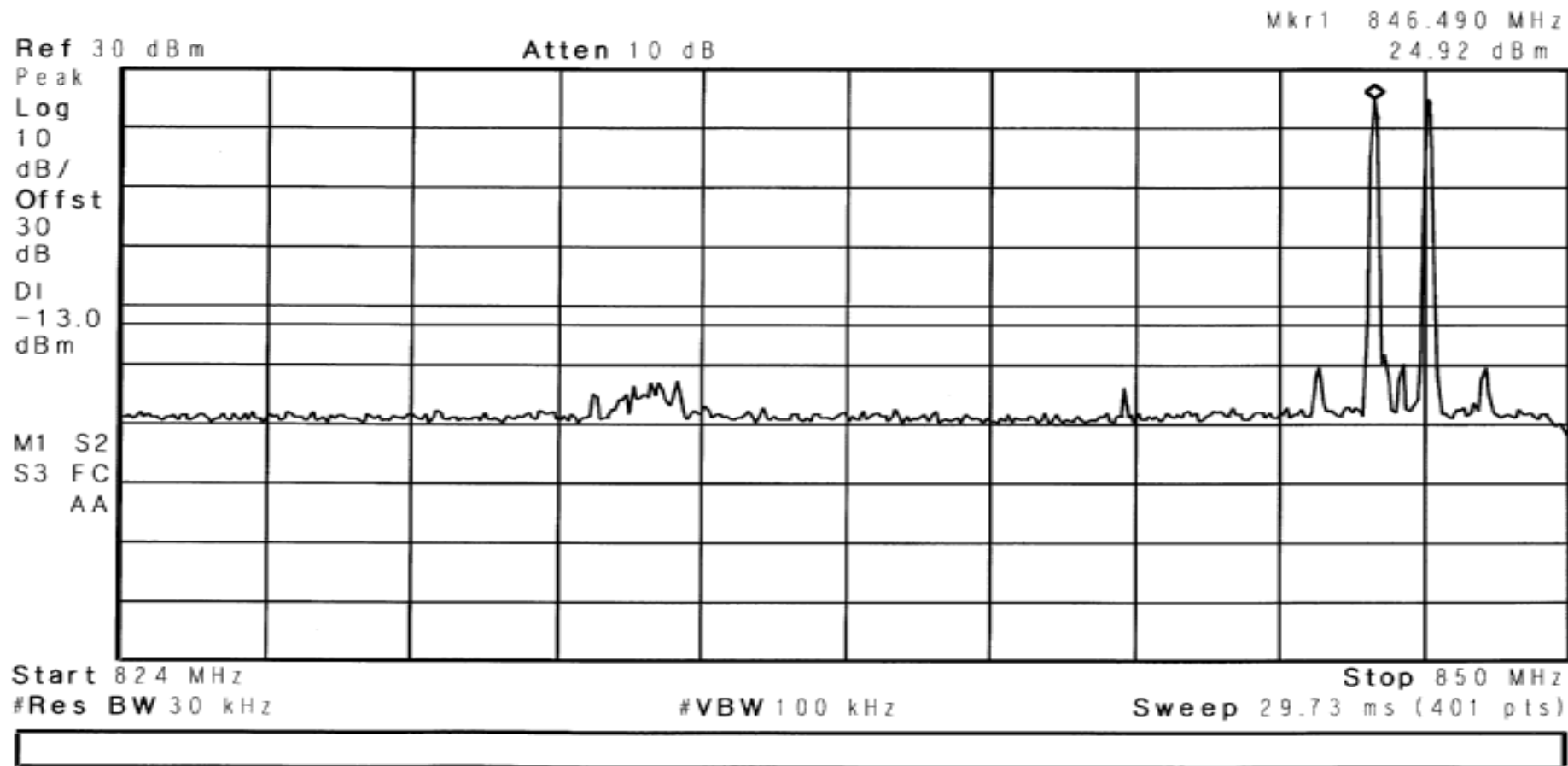


RETLIF TESTING LABORATORIES

EMISSIONS DATA SHEET

Test Method:	Inter-modulation Characteristics		
Customer:	Cellular Specialties, Inc.	Test Sample:	DSP II Dual Band Amplifier/Repeater
Model No:	DSP85-CP	Serial No:	DSP2D006
Test Specification:	FCC Part 2	Paragraph: 2.1047	Date:
Operating Mode:	Amplifying input signal		
Notes:	Amps Band - TDMA - Uplink		
Job No:	R-4882N-1		Technician:
		M.Seamans	

Agilent 15:53:29 Oct 18, 2007

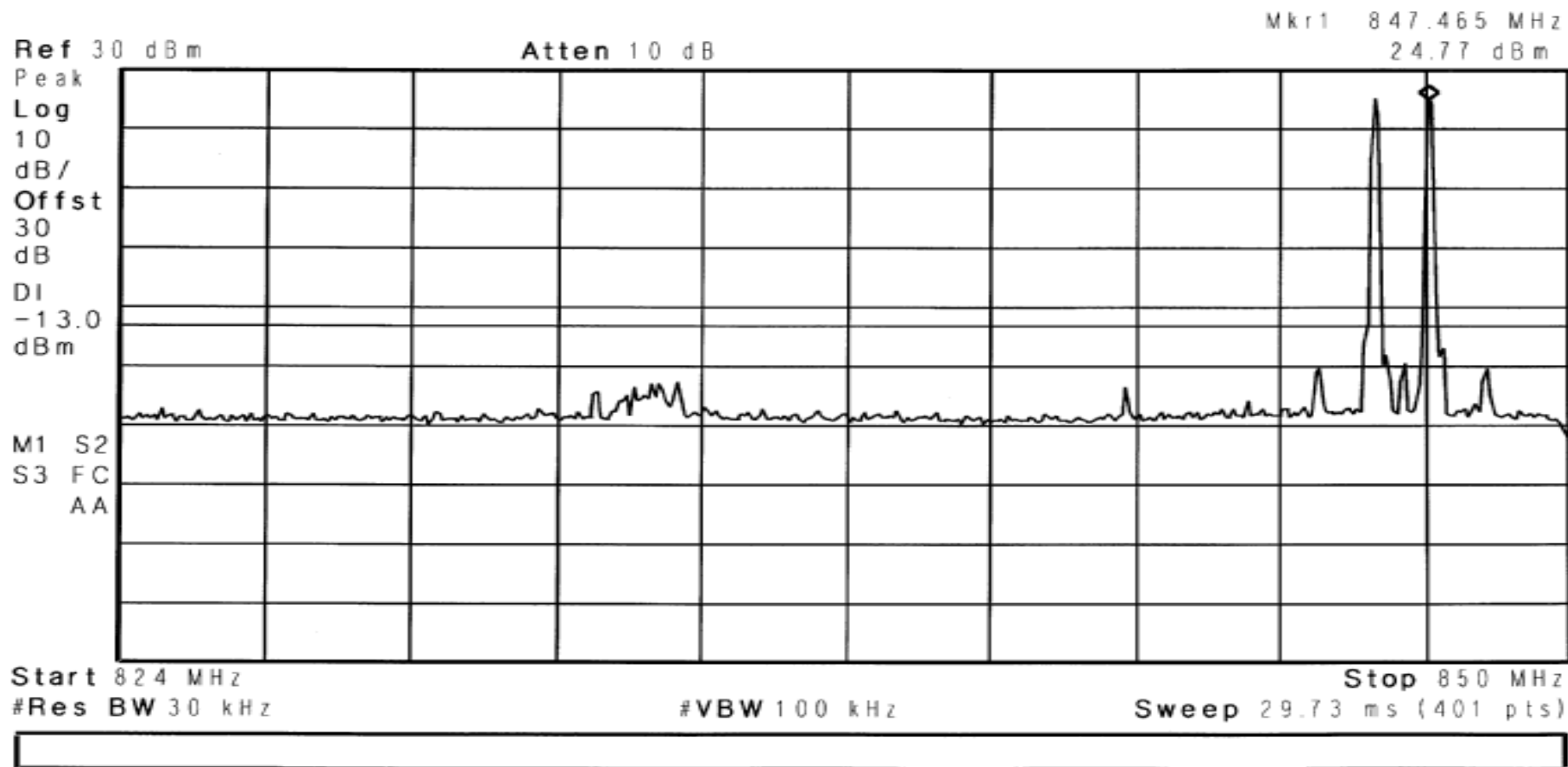


RETLIF TESTING LABORATORIES

EMISSIONS DATA SHEET

Test Method:	Inter-modulation Characteristics		
Customer:	Cellular Specialties, Inc.	Test Sample:	DSP II Dual Band Amplifier/Repeater
Model No:	DSP85-CP	Serial No:	DSP2D006
Test Specification:	FCC Part 2	Paragraph: 2.1047	Date:
Operating Mode:	Amplifying input signal		
Notes:	Amps Band - TDMA - Uplink		
Job No:	R-4882N-1	Technician:	M.Seamans

Agilent 15:54:28 Oct 18, 2007

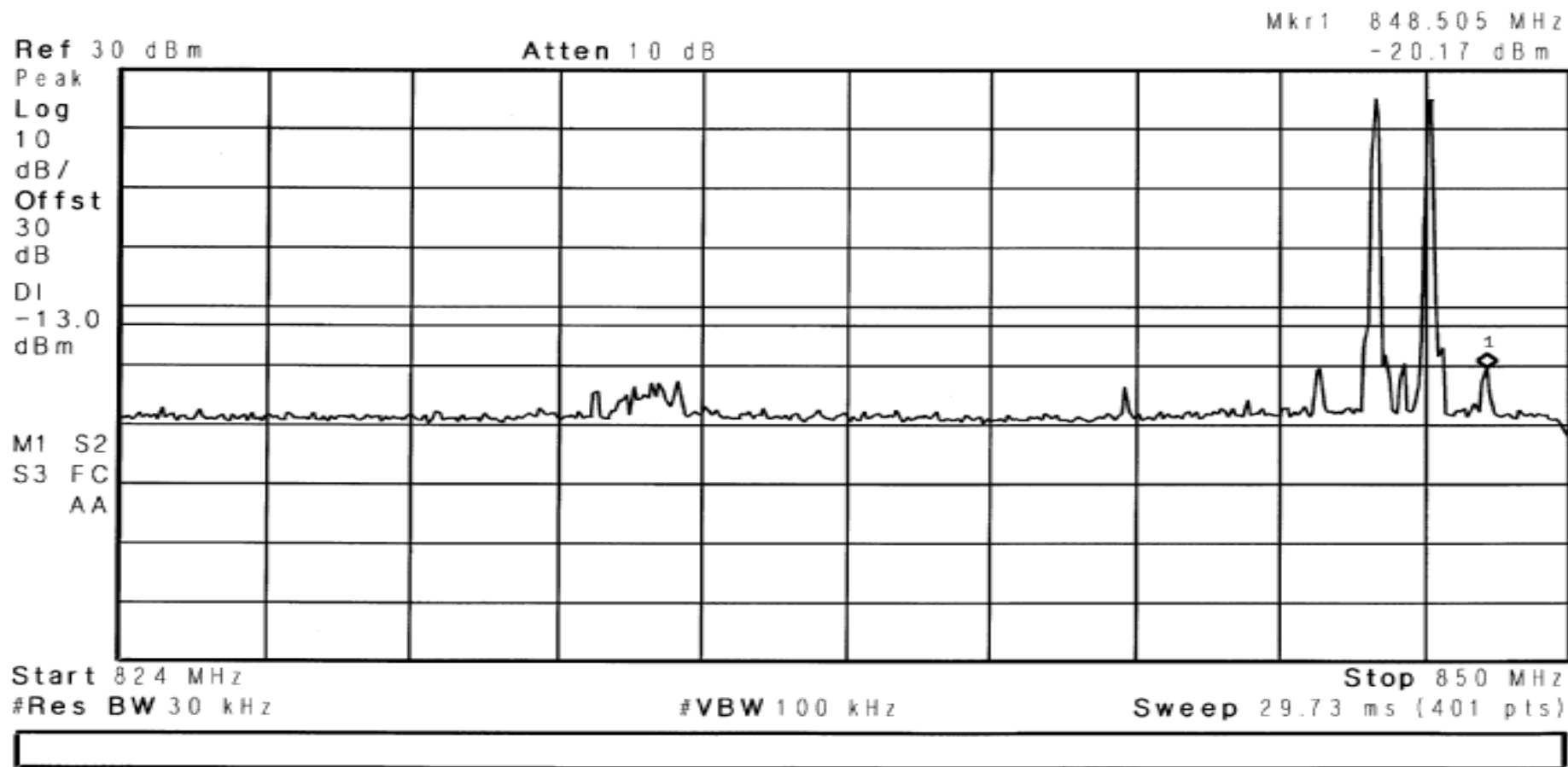


RETLIF TESTING LABORATORIES

EMISSIONS DATA SHEET

Test Method:	Inter-modulation Characteristics			
Customer:	Cellular Specialties, Inc.	Test Sample:	DSP II Dual Band Amplifier/Repeater	
Model No:	DSP85-CP	Serial No:	DSP2D006	
Test Specification:	FCC Part 2	Paragraph: 2.1047	Date:	10/18/2007
Operating Mode:	Amplifying input signal			
Notes:	Amps Band - TDMA - Uplink			

Agilent 15:54:40 Oct 18, 2007



RETLIF TESTING LABORATORIES

EMISSIONS DATA SHEET

Test Method:	Inter-modulation Characteristics		
Customer:	Cellular Specialties, Inc.	Test Sample:	DSP II Dual Band Amplifier/Repeater
Model No:	DSP85-CP	Serial No:	DSP2D006
Test Specification:	FCC Part 2	Paragraph: 2.1047	Date:
Operating Mode:	Amplifying input signal		
Notes:	Amps Band - GSM - Downlink		
Job No:	R-4882N-1		Technician:
		M.Seamans	

Agilent 16:36:12 Oct 18, 2007

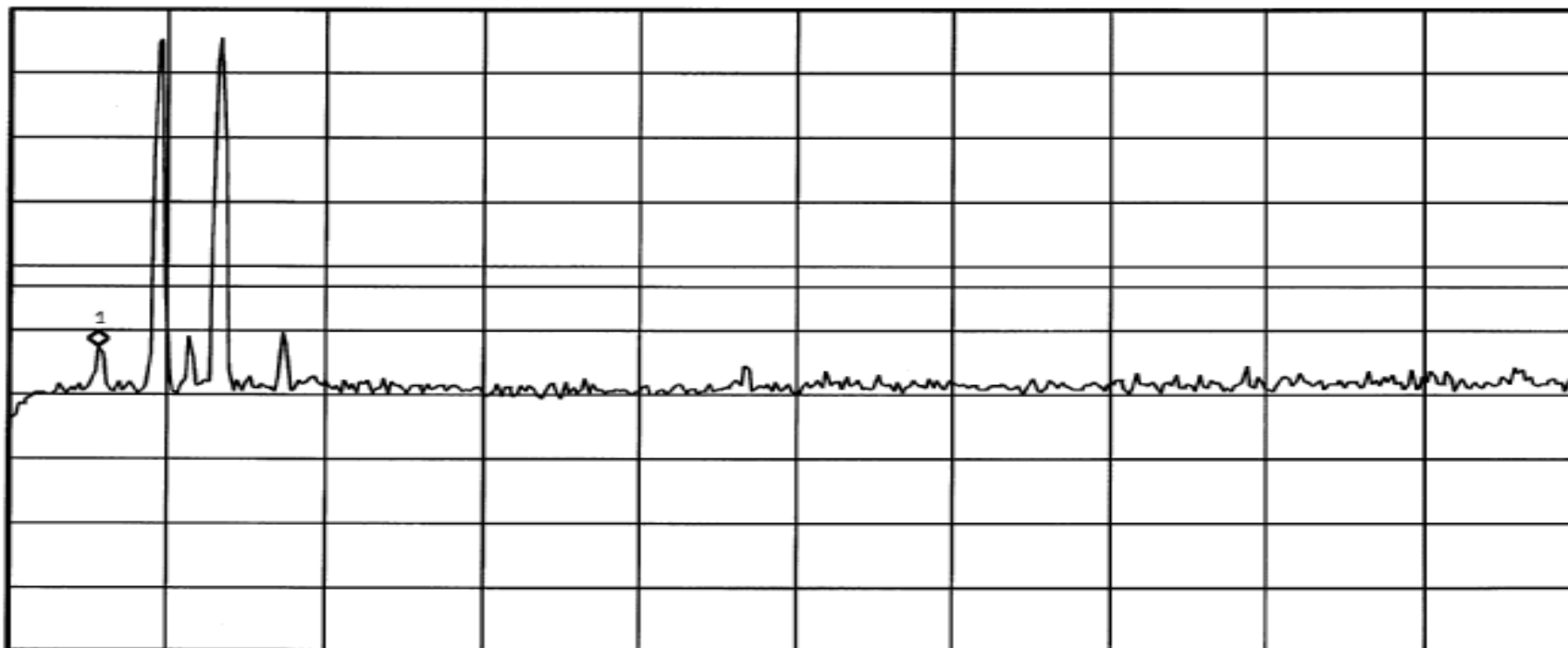
Mkr1 869.495 MHz
-22.7 dBm

Ref 30 dBm

Atten 10 dB

Peak
Log
10
dB/
Offst
30
dB
DI
-13.0
dBm

V1 S2
S3 FC
AA



Start 868 MHz

Stop 894 MHz

#Res BW 30 kHz

#VBW 100 kHz

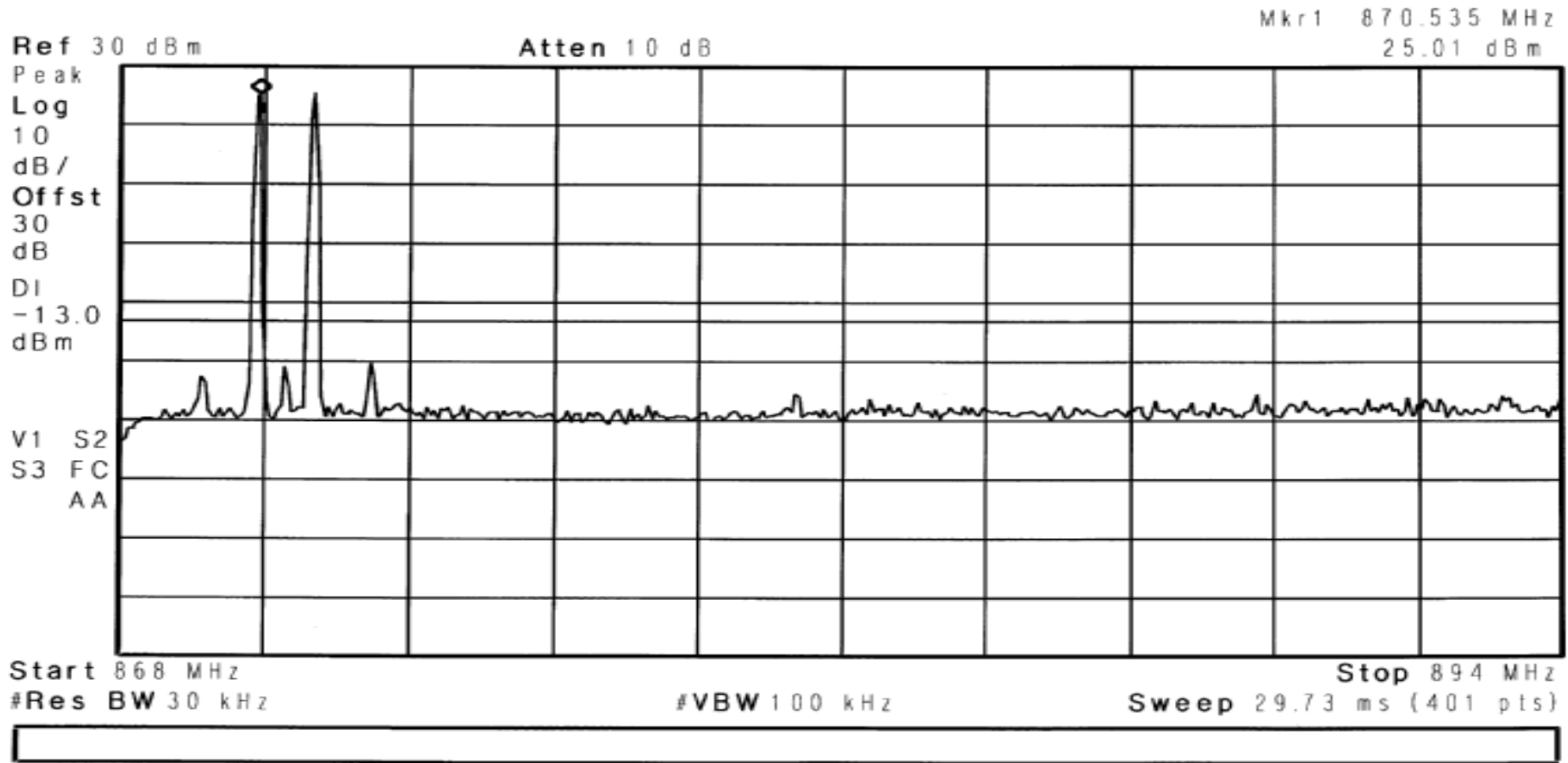
Sweep 29.73 ms (401 pts)

RETLIF TESTING LABORATORIES

EMISSIONS DATA SHEET

Test Method:	Inter-modulation Characteristics			
Customer:	Cellular Specialties, Inc.	Test Sample:	DSP II Dual Band Amplifier/Repeater	
Model No:	DSP85-CP	Serial No:	DSP2D006	
Test Specification:	FCC Part 2	Paragraph: 2.1047	Date:	10/18/2007
Operating Mode:	Amplifying input signal			
Notes:	Amps Band - GSM - Downlink			

Agilent 16:37:09 Oct 18, 2007



RETLIF TESTING LABORATORIES

EMISSIONS DATA SHEET

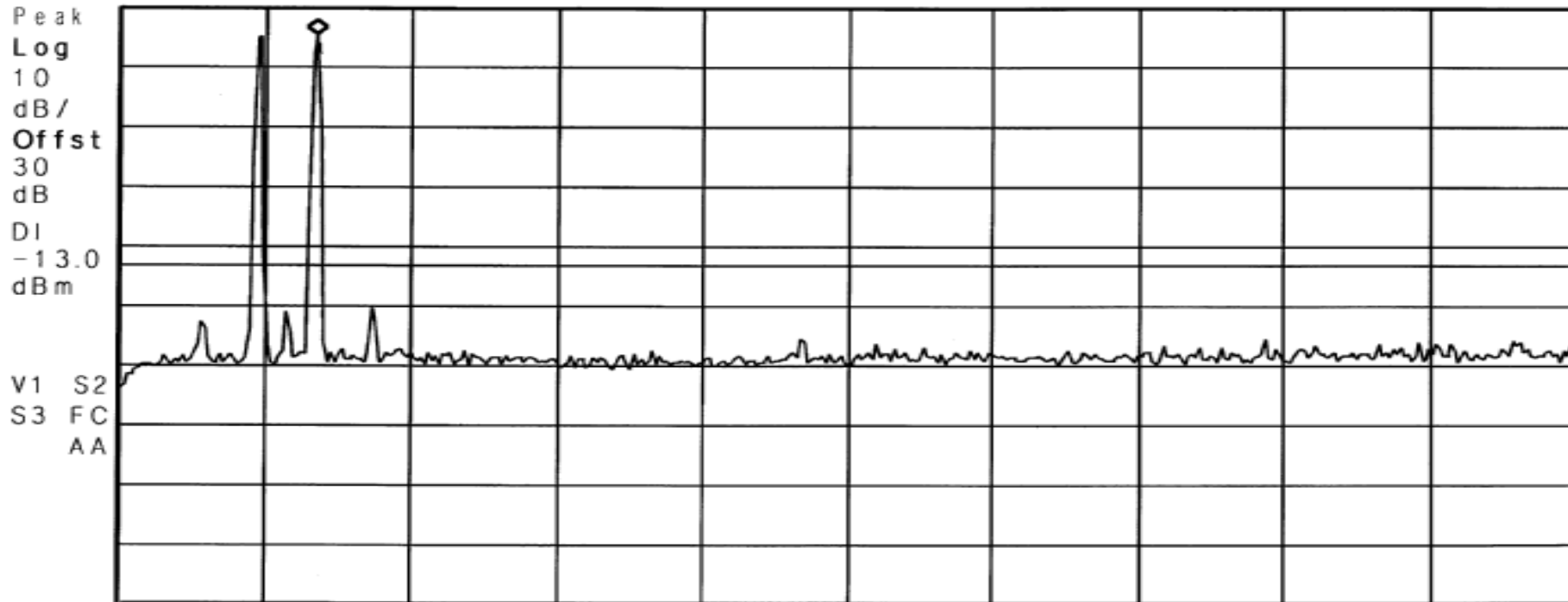
Test Method:	Inter-modulation Characteristics		
Customer:	Cellular Specialties, Inc.	Test Sample:	DSP II Dual Band Amplifier/Repeater
Model No:	DSP85-CP	Serial No:	DSP2D006
Test Specification:	FCC Part 2	Paragraph: 2.1047	Date:
Operating Mode:	Amplifying input signal		
Notes:	Amps Band - GSM - Downlink		
Job No:	R-4882N-1	Technician:	M.Seamans

Agilent 16:37:20 Oct 18, 2007

Mkr1 871.510 MHz
25.51 dBm

Ref 30 dBm

Atten 10 dB



Start 868 MHz #Res BW 30 kHz #VBW 100 kHz Sweep 29.73 ms [401 pts] Stop 894 MHz

RETLIF TESTING LABORATORIES

EMISSIONS DATA SHEET

Test Method:	Inter-modulation Characteristics		
Customer:	Cellular Specialties, Inc.	Test Sample:	DSP II Dual Band Amplifier/Repeater
Model No:	DSP85-CP	Serial No:	DSP2D006
Test Specification:	FCC Part 2	Paragraph: 2.1047	Date:
Operating Mode:	Amplifying input signal		
Notes:	Amps Band - GSM - Downlink		
Job No:	R-4882N-1		Technician:
		M.Seamans	

✱ Agilent 16:37:38 Oct 18, 2007

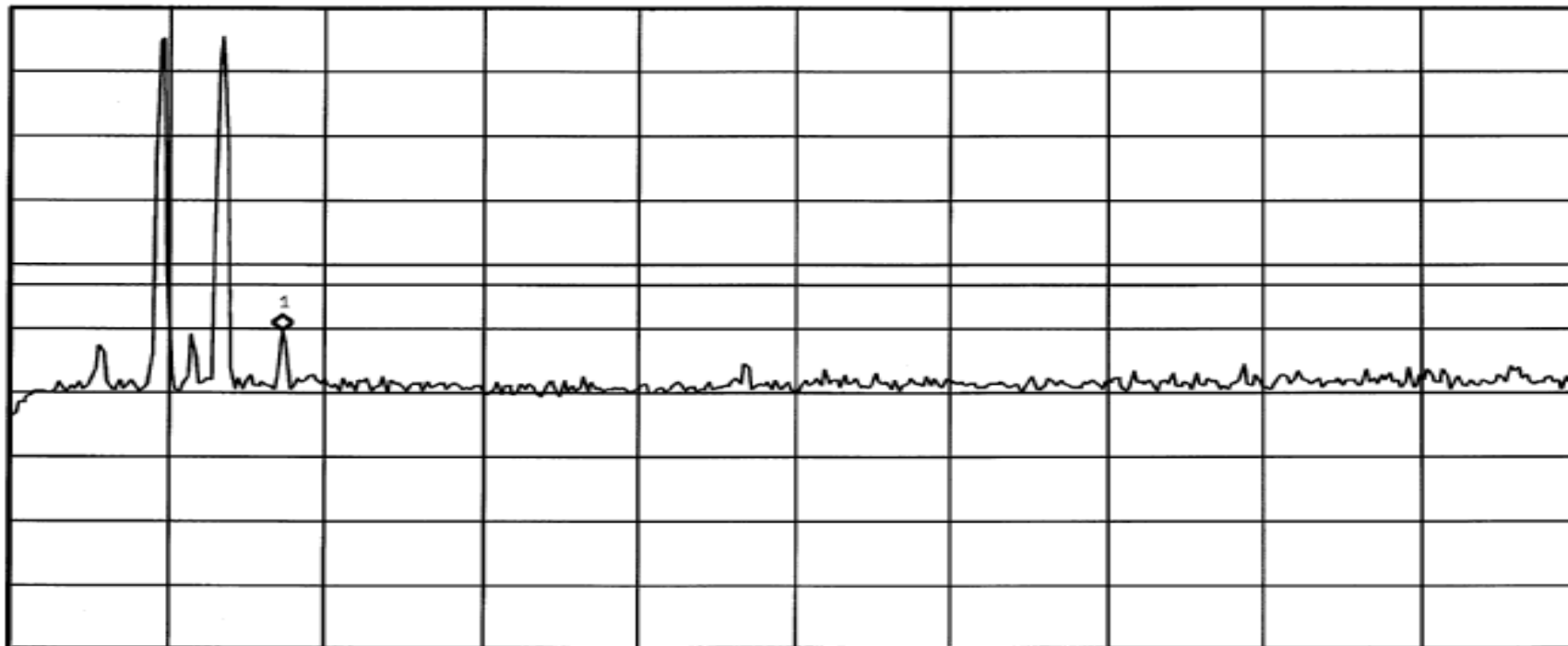
Mkr1 872.485 MHz
-20.41 dBm

Ref 30 dBm

Atten 10 dB

Peak
Log
10
dB/
Offst
30
dB
DI
-13.0
dBm

V1 S2
S3 FC
AA



Start 868 MHz

Stop 894 MHz

#Res BW 30 kHz

#VBW 100 kHz

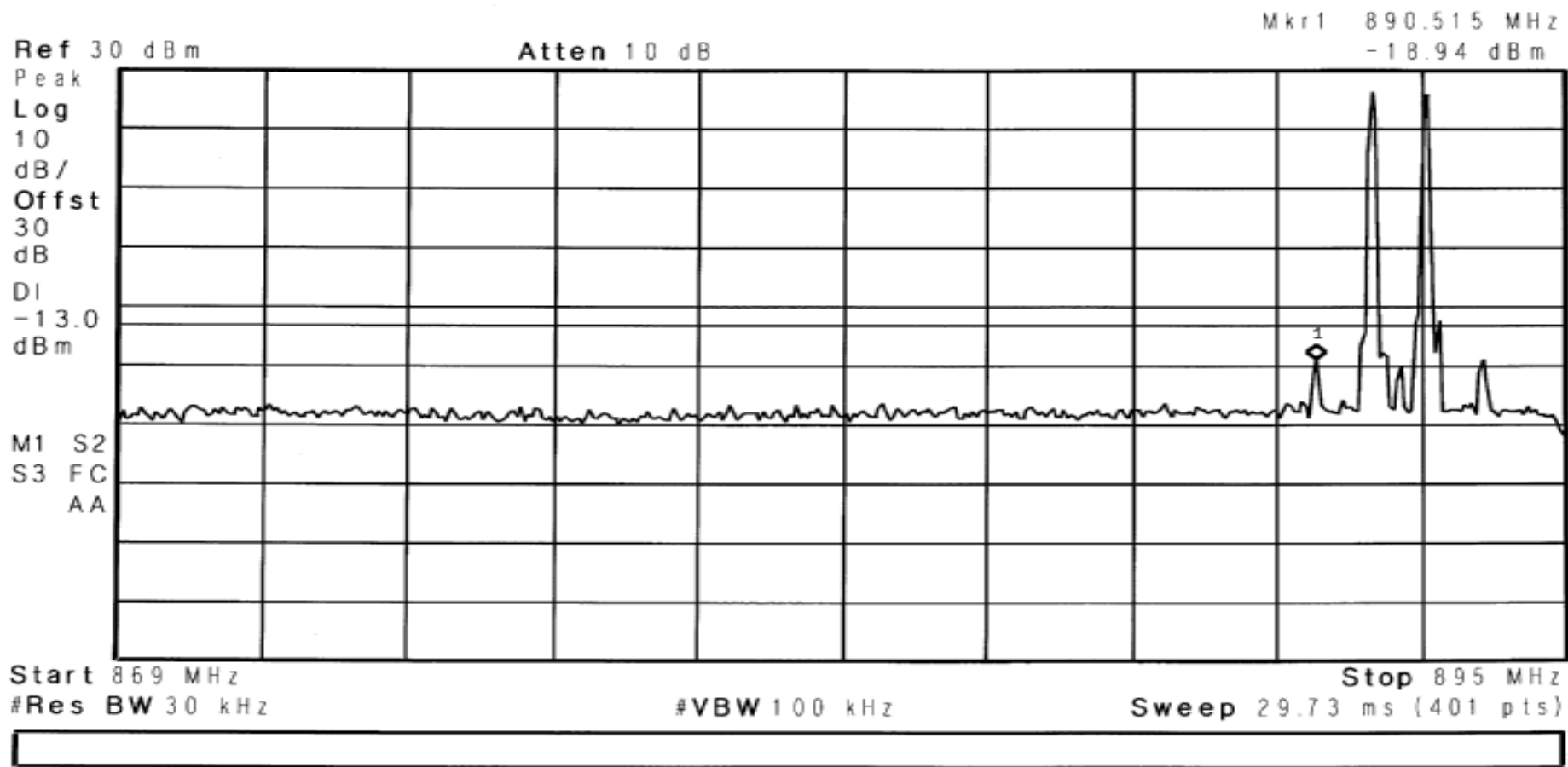
Sweep 29.73 ms (401 pts)

RETLIF TESTING LABORATORIES

EMISSIONS DATA SHEET

Test Method:	Inter-modulation Characteristics		
Customer:	Cellular Specialties, Inc.	Test Sample:	DSP II Dual Band Amplifier/Repeater
Model No:	DSP85-CP	Serial No:	DSP2D006
Test Specification:	FCC Part 2	Paragraph: 2.1047	Date:
Operating Mode:	Amplifying input signal		
Notes:	Amps Band - GSM - Downlink		
Job No:	R-4882N-1		Technician:
		M.Seamans	

✱ Agilent 16:32:31 Oct 18, 2007

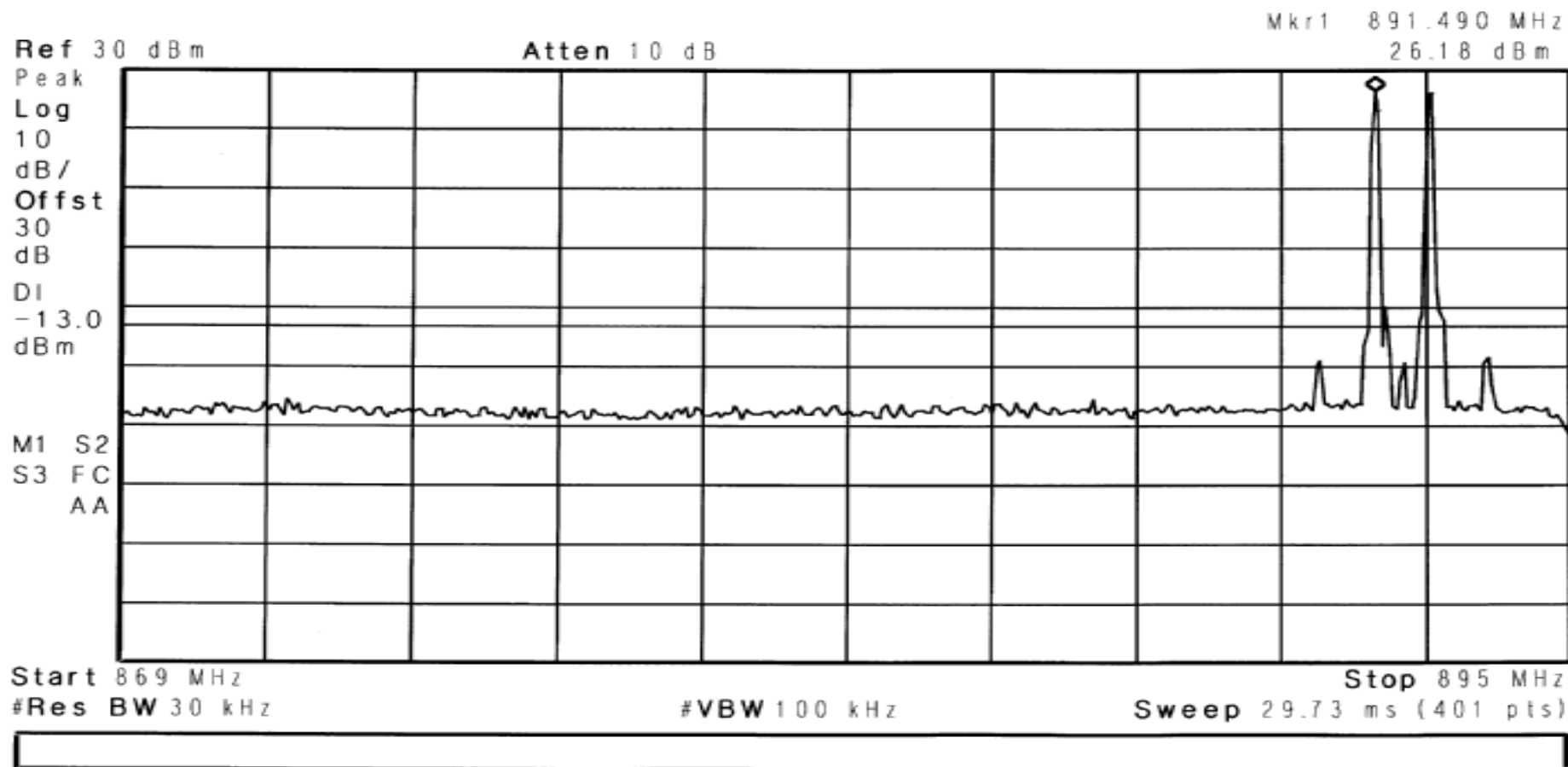


RETLIF TESTING LABORATORIES

EMISSIONS DATA SHEET

Test Method:	Inter-modulation Characteristics		
Customer:	Cellular Specialties, Inc.	Test Sample:	DSP II Dual Band Amplifier/Repeater
Model No:	DSP85-CP	Serial No:	DSP2D006
Test Specification:	FCC Part 2	Paragraph:	2.1047
Operating Mode:	Amplifying input signal		
Notes:	Amps Band - GSM - Downlink		
	Job No:	R-4882N-1	
	Technician:	M.Seamans	
	Date:	10/18/2007	

Agilent 16:34:03 Oct 18, 2007

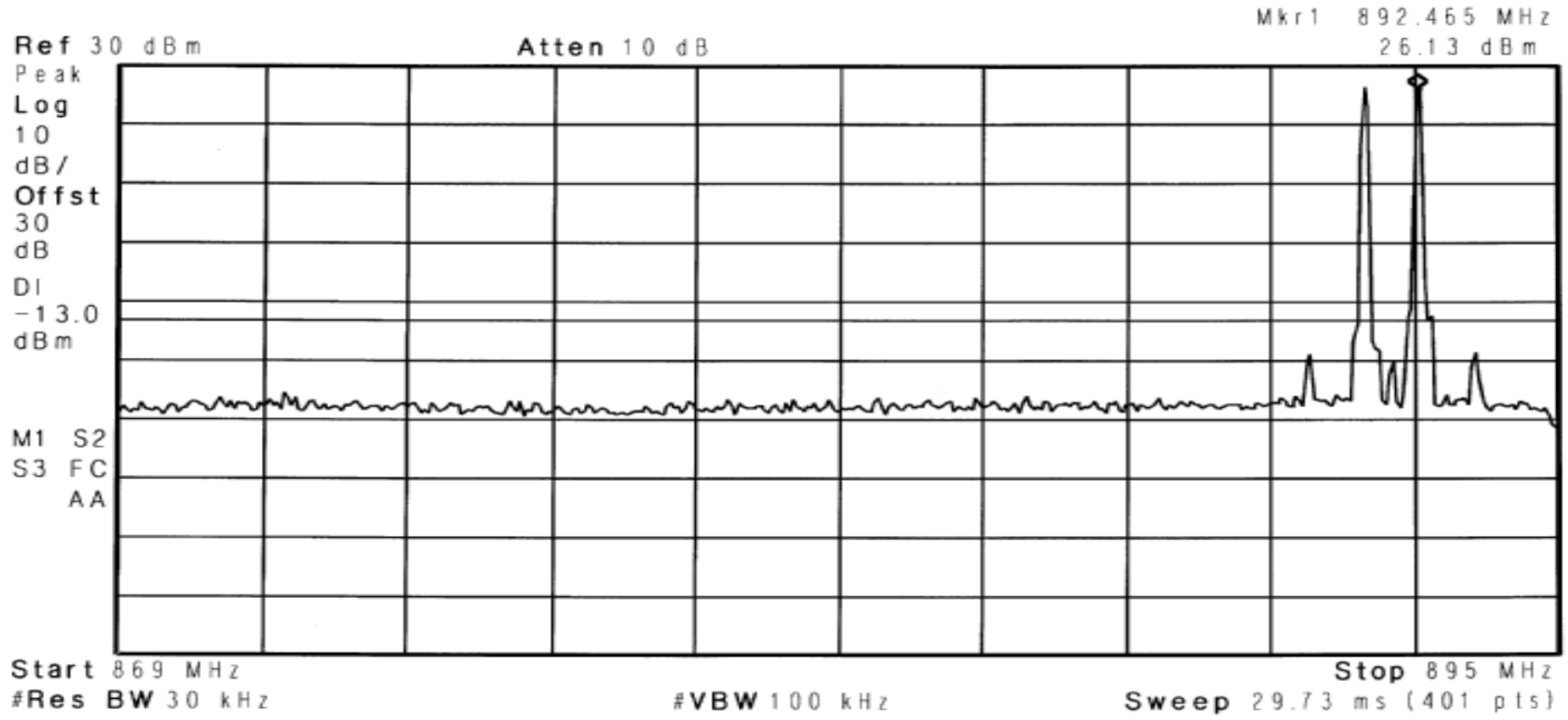


RETLIF TESTING LABORATORIES

EMISSIONS DATA SHEET

Test Method:	Inter-modulation Characteristics			
Customer:	Cellular Specialties, Inc.	Test Sample:	DSP II Dual Band Amplifier/Repeater	
Model No:	DSP85-CP	Serial No:	DSP2D006	
Test Specification:	FCC Part 2	Paragraph:	2.1047	
Operating Mode:	Amplifying input signal			
Notes:	Amps Band - GSM - Downlink			
Job No:	R-4882N-1		Technician:	M.Seamans
Date:	10/18/2007			

Agilent 16:33:04 Oct 18, 2007

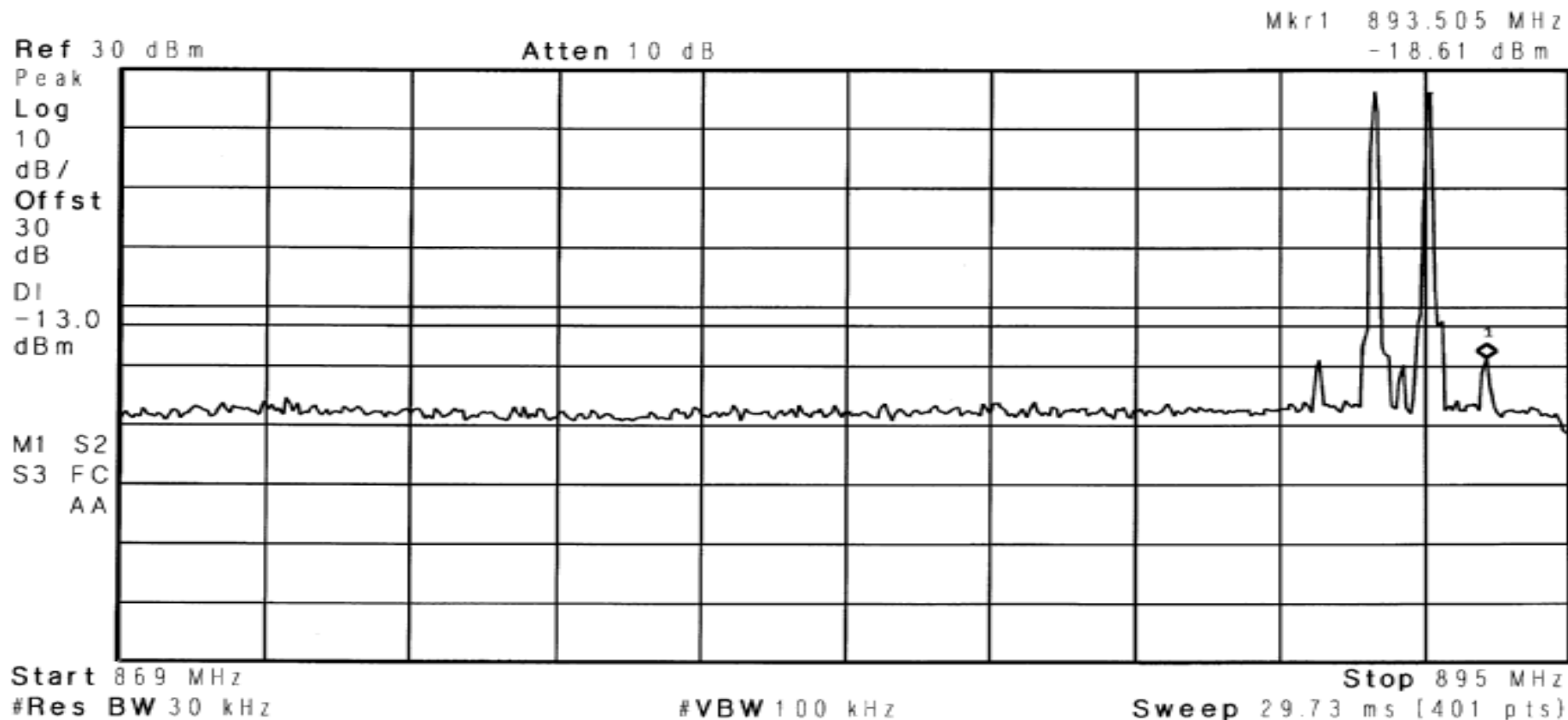


RETLIF TESTING LABORATORIES

EMISSIONS DATA SHEET

Test Method:	Inter-modulation Characteristics		
Customer:	Cellular Specialties, Inc.	Test Sample:	DSP II Dual Band Amplifier/Repeater
Model No:	DSP85-CP	Serial No:	DSP2D006
Test Specification:	FCC Part 2	Paragraph:	2.1047
Operating Mode:	Amplifying input signal		
Notes:	Amps Band - GSM - Downlink		
	Job No:	R-4882N-1	
	Technician:	M.Seamans	
	Date:	10/18/2007	

✱ **Agilent** 16:33:15 Oct 18, 2007



RETLIF TESTING LABORATORIES

EMISSIONS DATA SHEET

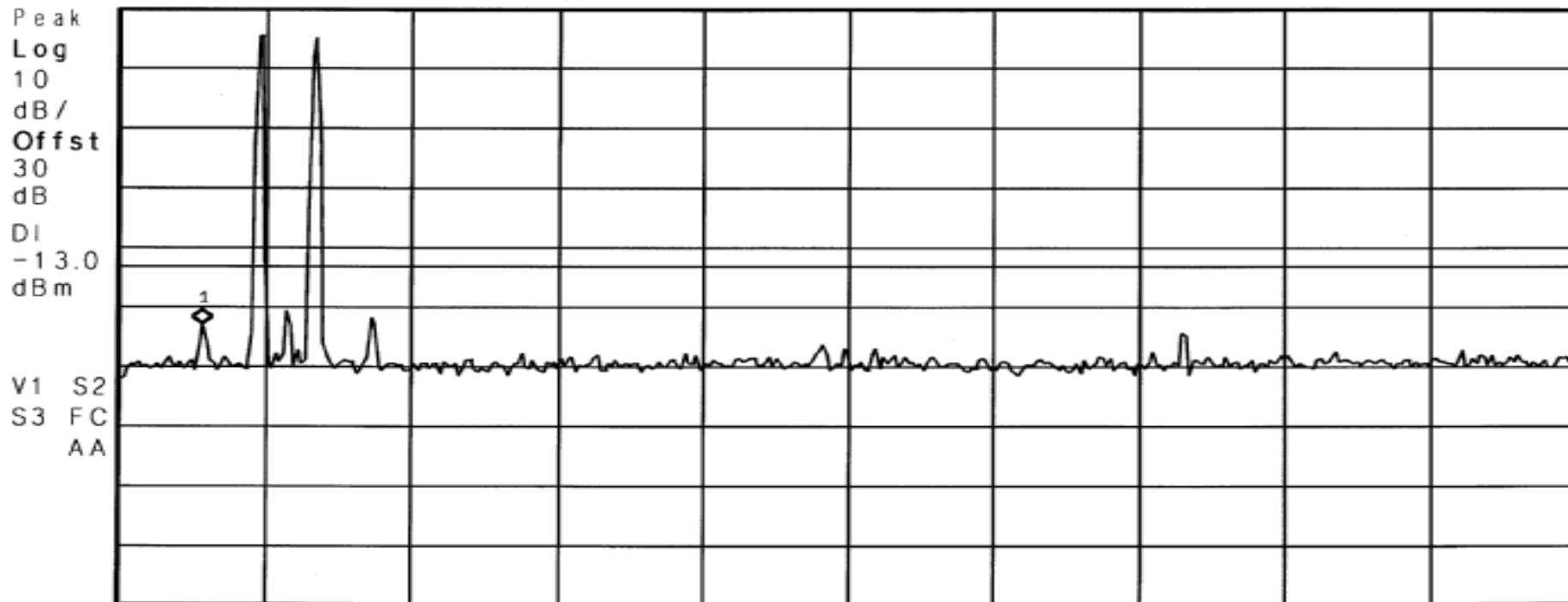
Test Method:	Inter-modulation Characteristics			
Customer:	Cellular Specialties, Inc.	Test Sample:	DSP II Dual Band Amplifier/Repeater	
Model No:	DSP85-CP	Serial No:	DSP2D006	
Test Specification:	FCC Part 2	Paragraph: 2.1047	Date:	10/18/2007
Operating Mode:	Amplifying input signal			
Notes:	Amps Band - GSM - Uplink			

Agilent 16:47:19 Oct 18, 2007

Mkr1 824.495 MHz
-22.91 dBm

Ref 30 dBm

Atten 10 dB



Start 823 MHz Stop 849 MHz
#Res BW 30 kHz #VBW 100 kHz Sweep 29.73 ms (401 pts)

RETLIF TESTING LABORATORIES

EMISSIONS DATA SHEET

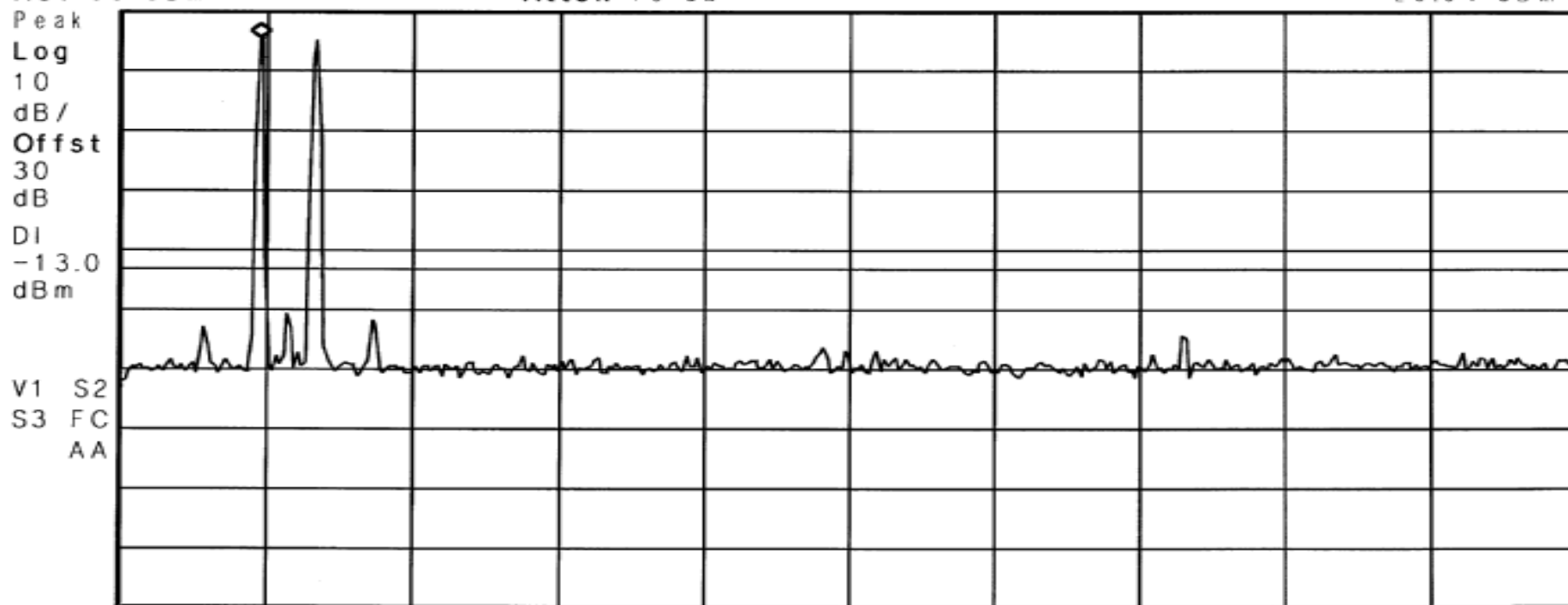
Test Method:	Inter-modulation Characteristics		
Customer:	Cellular Specialties, Inc.	Test Sample:	DSP II Dual Band Amplifier/Repeater
Model No:	DSP85-CP	Serial No:	DSP2D006
Test Specification:	FCC Part 2	Paragraph: 2.1047	Date:
Operating Mode:	Amplifying input signal		
Notes:	Amps Band - GSM - Uplink		

Agilent 16:48:19 Oct 18, 2007

Mkr1 825.470 MHz
25.54 dBm

Ref 30 dBm

Atten 10 dB



Start 823 MHz

#Res BW 30 kHz

#VBW 100 kHz

Stop 849 MHz

Sweep 29.73 ms (401 pts)

RETLIF TESTING LABORATORIES

EMISSIONS DATA SHEET

Test Method:	Inter-modulation Characteristics		
Customer:	Cellular Specialties, Inc.	Test Sample:	DSP II Dual Band Amplifier/Repeater
Model No:	DSP85-CP	Serial No:	DSP2D006
Test Specification:	FCC Part 2	Paragraph: 2.1047	Date:
Operating Mode:	Amplifying input signal		
Notes:	Amps Band - GSM - Uplink		

✱ Agilent 16:49:09 Oct 18, 2007

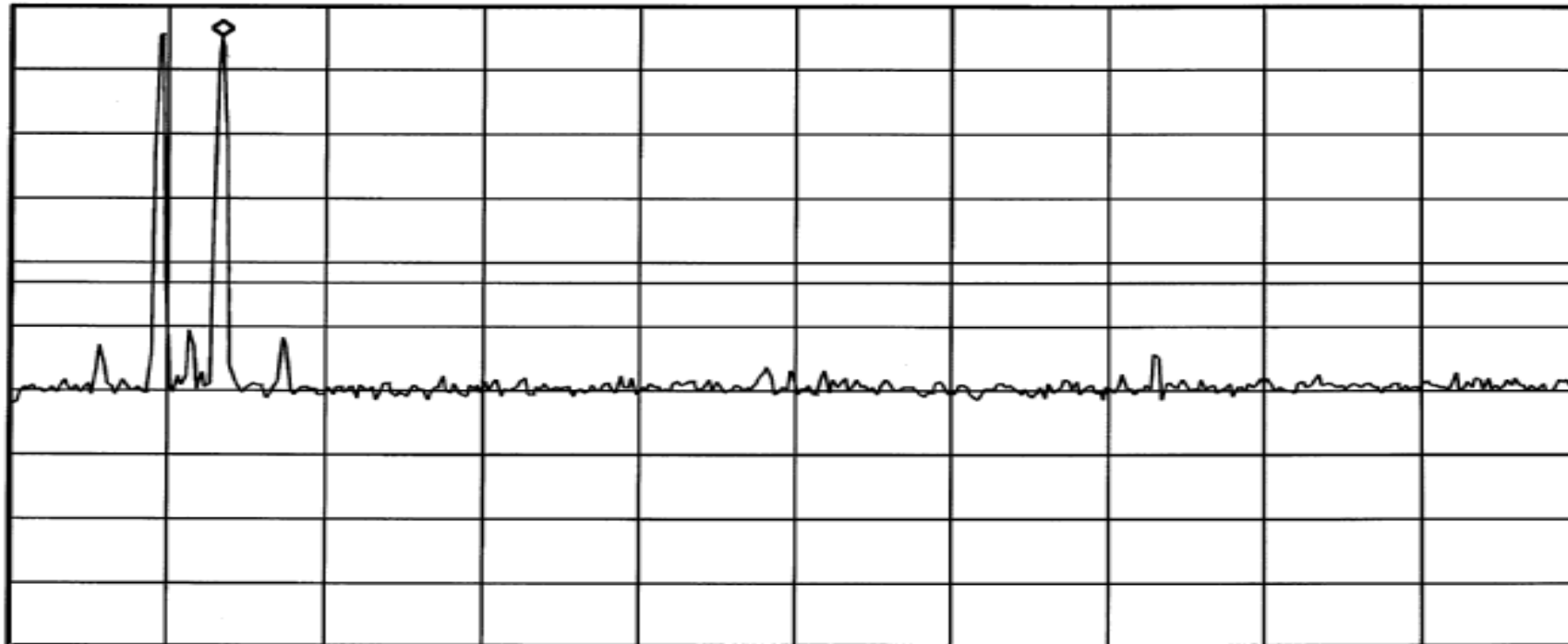
Mkr1 826.510 MHz
25.24 dBm

Ref 30 dBm

Atten 10 dB

Peak
Log
10
dB/
Offst
30
dB
DI
-13.0
dBm

V1 S2
S3 FC
AA



Start 823 MHz

Stop 849 MHz

#Res BW 30 kHz

#VBW 100 kHz

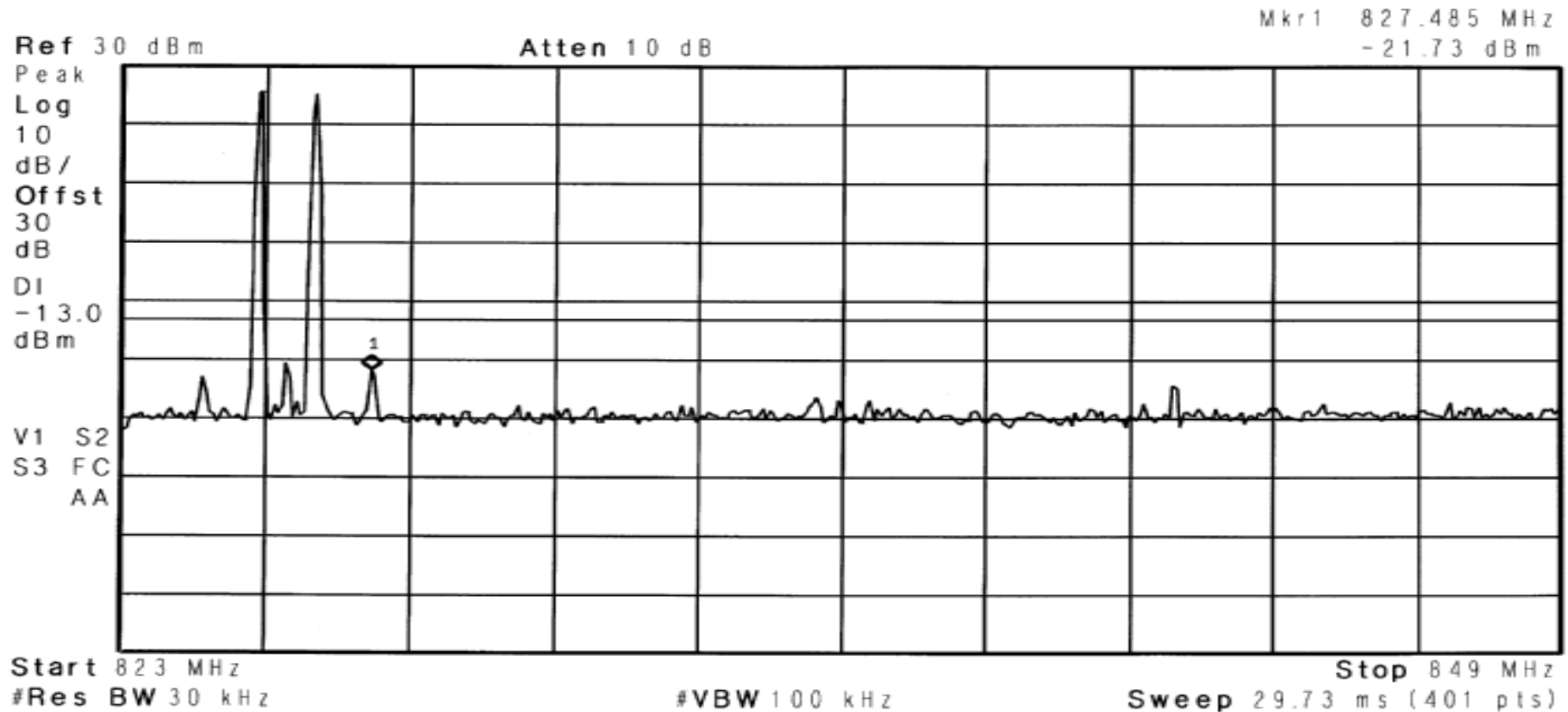
Sweep 29.73 ms (401 pts)

RETLIF TESTING LABORATORIES

EMISSIONS DATA SHEET

Test Method:	Inter-modulation Characteristics			
Customer:	Cellular Specialties, Inc.	Test Sample:	DSP II Dual Band Amplifier/Repeater	
Model No:	DSP85-CP	Serial No:	DSP2D006	
Test Specification:	FCC Part 2	Paragraph: 2.1047	Date:	10/18/2007
Operating Mode:	Amplifying input signal			
Notes:	Amps Band - GSM - Uplink			

Agilent 16:49:59 Oct 18, 2007



RETLIF TESTING LABORATORIES

EMISSIONS DATA SHEET

Test Method:	Inter-modulation Characteristics		
Customer:	Cellular Specialties, Inc.	Test Sample:	DSP II Dual Band Amplifier/Repeater
Model No:	DSP85-CP	Serial No:	DSP2D006
Test Specification:	FCC Part 2	Paragraph: 2.1047	Date:
Operating Mode:	Amplifying input signal		
Notes:	Amps Band - GSM - Uplink		
Job No:	R-4882N-1	Technician:	M.Seamans

✱ Agilent 16:42:37 Oct 18, 2007

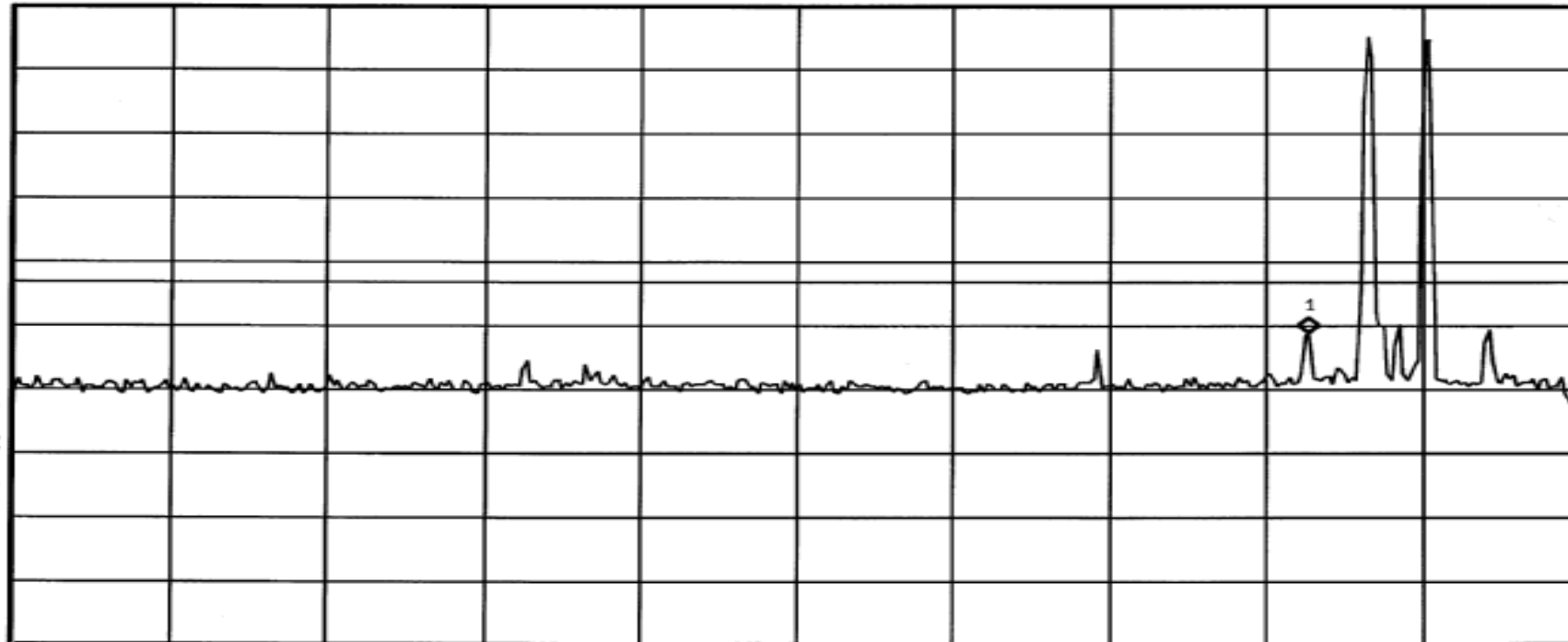
Mkr1 845.515 MHz
-21.01 dBm

Ref 30 dBm

Atten 10 dB

Peak
Log
10
dB/
Offst
30
dB
DI
-13.0
dBm

V1 S2
S3 FC
AA



Start 824 MHz

Stop 850 MHz

#Res BW 30 kHz

#VBW 100 kHz

Sweep 29.73 ms (401 pts)

RETLIF TESTING LABORATORIES

EMISSIONS DATA SHEET

Test Method:	Inter-modulation Characteristics		
Customer:	Cellular Specialties, Inc.	Test Sample:	DSP II Dual Band Amplifier/Repeater
Model No:	DSP85-CP	Serial No:	DSP2D006
Test Specification:	FCC Part 2	Paragraph: 2.1047	Date:
Operating Mode:	Amplifying input signal		
Notes:	Amps Band - GSM - Uplink		

Agilent 16:42:52 Oct 18, 2007

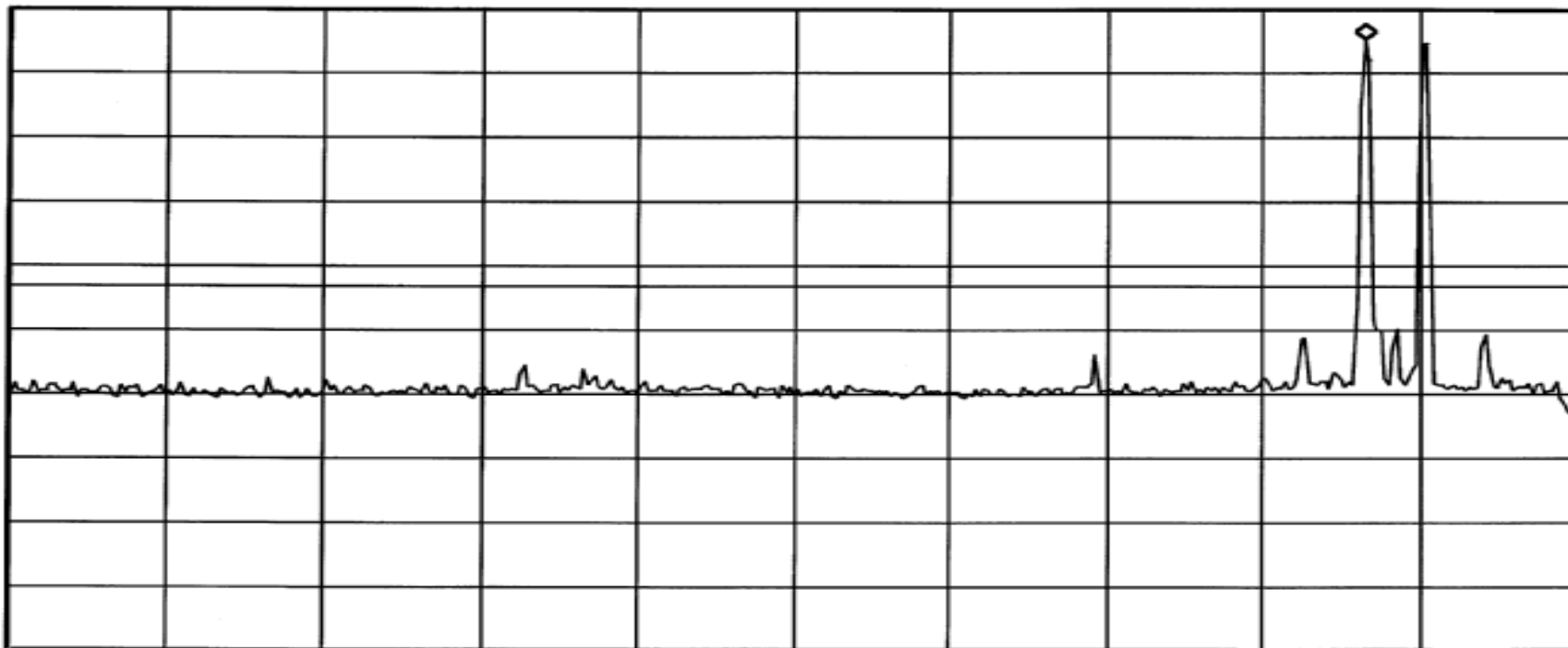
Mkr1 846.490 MHz
25.05 dBm

Ref 30 dBm

Atten 10 dB

Peak
Log
10
dB/
Offst
30
dB
DI
-13.0
dBm

V1 S2
S3 FC
AA



Start 824 MHz

Stop 850 MHz

#Res BW 30 kHz

#VBW 100 kHz

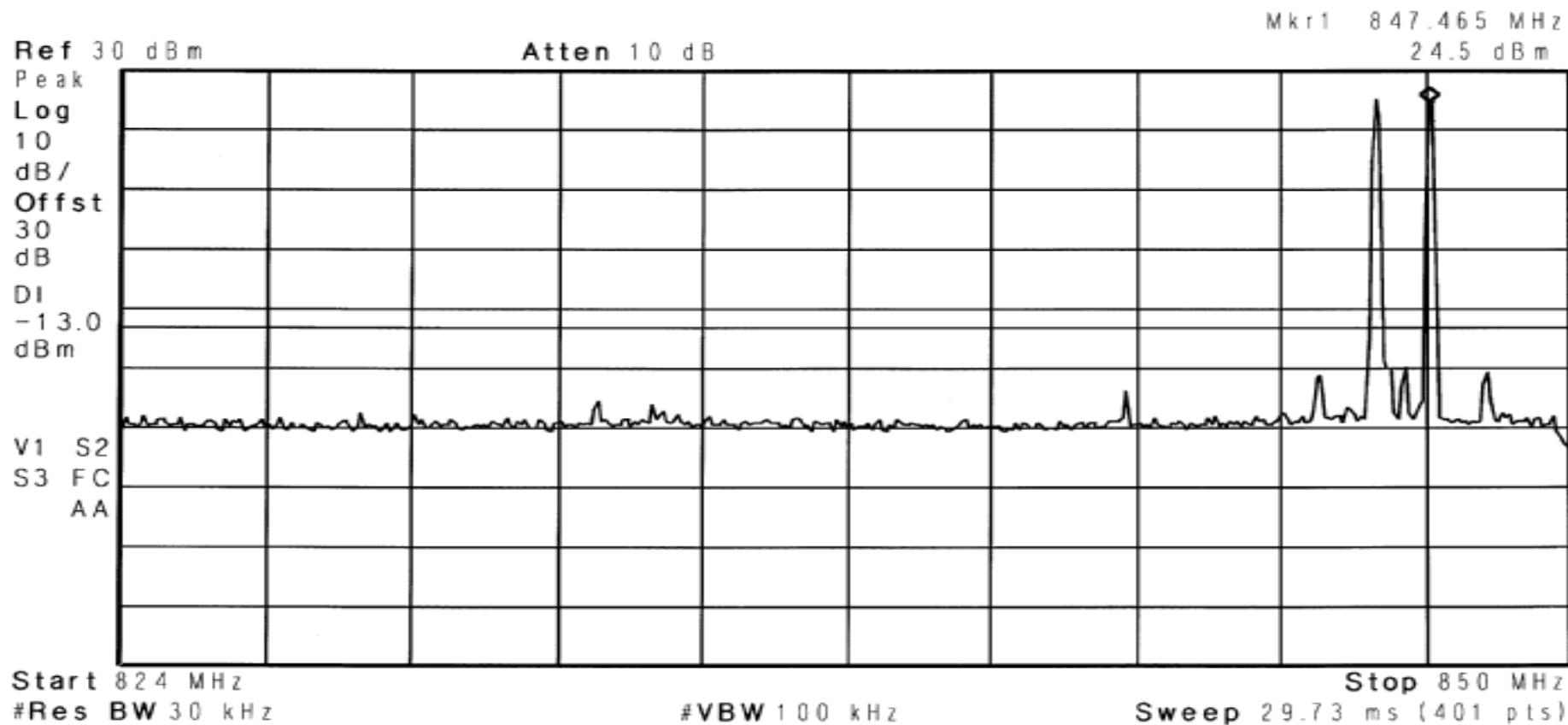
Sweep 29.73 ms (401 pts)

RETLIF TESTING LABORATORIES

EMISSIONS DATA SHEET

Test Method:	Inter-modulation Characteristics			
Customer:	Cellular Specialties, Inc.	Test Sample:	DSP II Dual Band Amplifier/Repeater	
Model No:	DSP85-CP	Serial No:	DSP2D006	
Test Specification:	FCC Part 2	Paragraph: 2.1047	Date:	10/18/2007
Operating Mode:	Amplifying input signal			
Notes:	Amps Band - GSM - Uplink			

Agilent 16:43:14 Oct 18, 2007

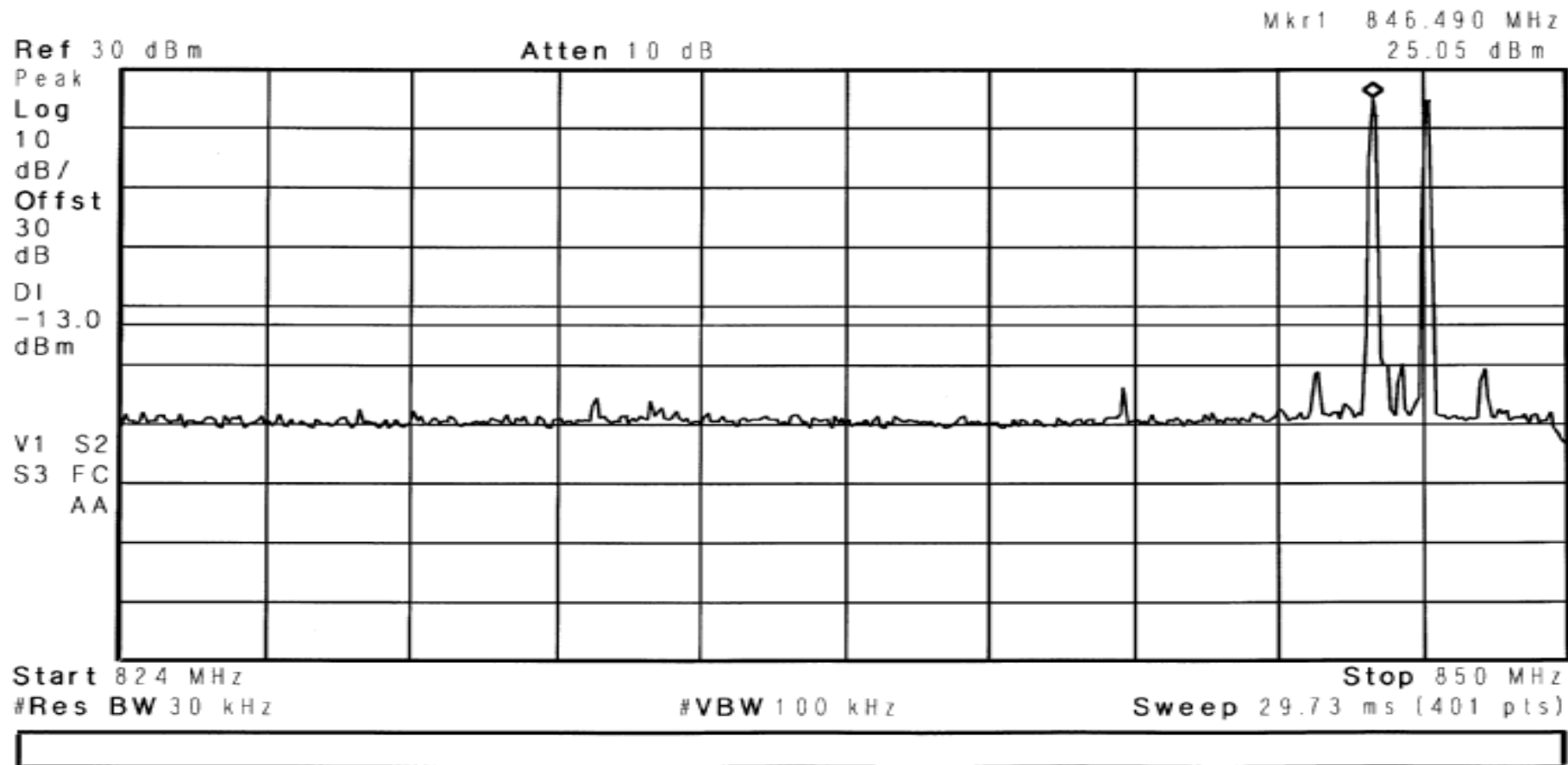


RETLIF TESTING LABORATORIES

EMISSIONS DATA SHEET

Test Method:	Inter-modulation Characteristics			
Customer:	Cellular Specialties, Inc.	Test Sample:	DSP II Dual Band Amplifier/Repeater	
Model No:	DSP85-CP	Serial No:	DSP2D006	
Test Specification:	FCC Part 2	Paragraph:	2.1047	
Operating Mode:	Amplifying input signal			
Notes:	Amps Band - GSM - Uplink			
Job No:	R-4882N-1		Technician:	M.Seamans
Date:	10/18/2007			

Agilent 16:44:35 Oct 18, 2007



RETLIF TESTING LABORATORIES

EMISSIONS DATA SHEET

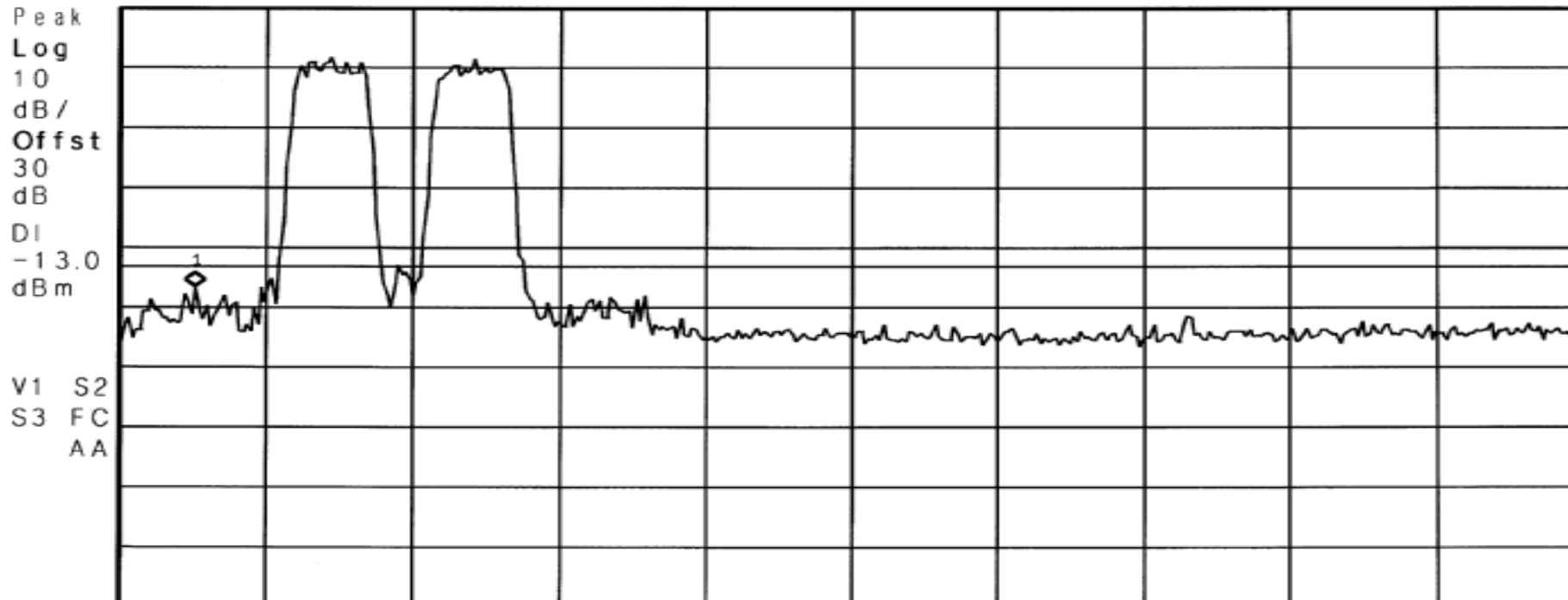
Test Method:	Inter-modulation Characteristics		
Customer:	Cellular Specialties, Inc.	Test Sample:	DSP II Dual Band Amplifier/Repeater
Model No:	DSP85-CP	Serial No:	DSP2D006
Test Specification:	FCC Part 2	Paragraph: 2.1047	Date:
Operating Mode:	Amplifying input signal		
Notes:	Amps Band - CDMA - Uplink		

Agilent 08:35:03 Oct 19, 2007

Mkr1 824.365 MHz
-16.68 dBm

Ref 30 dBm

Atten 10 dB



Start 823 MHz

#Res BW 100 kHz

#VBW 300 kHz

Stop 849 MHz

Sweep 4 ms (401 pts)

RETLIF TESTING LABORATORIES

EMISSIONS DATA SHEET

Test Method:	Inter-modulation Characteristics			
Customer:	Cellular Specialties, Inc.	Test Sample:	DSP II Dual Band Amplifier/Repeater	
Model No:	DSP85-CP	Serial No:	DSP2D006	
Test Specification:	FCC Part 2	Paragraph: 2.1047	Date:	10/18/2007
Operating Mode:	Amplifying input signal			
Notes:	Amps Band - CDMA - Uplink			

Agilent 08:35:34 Oct 19, 2007

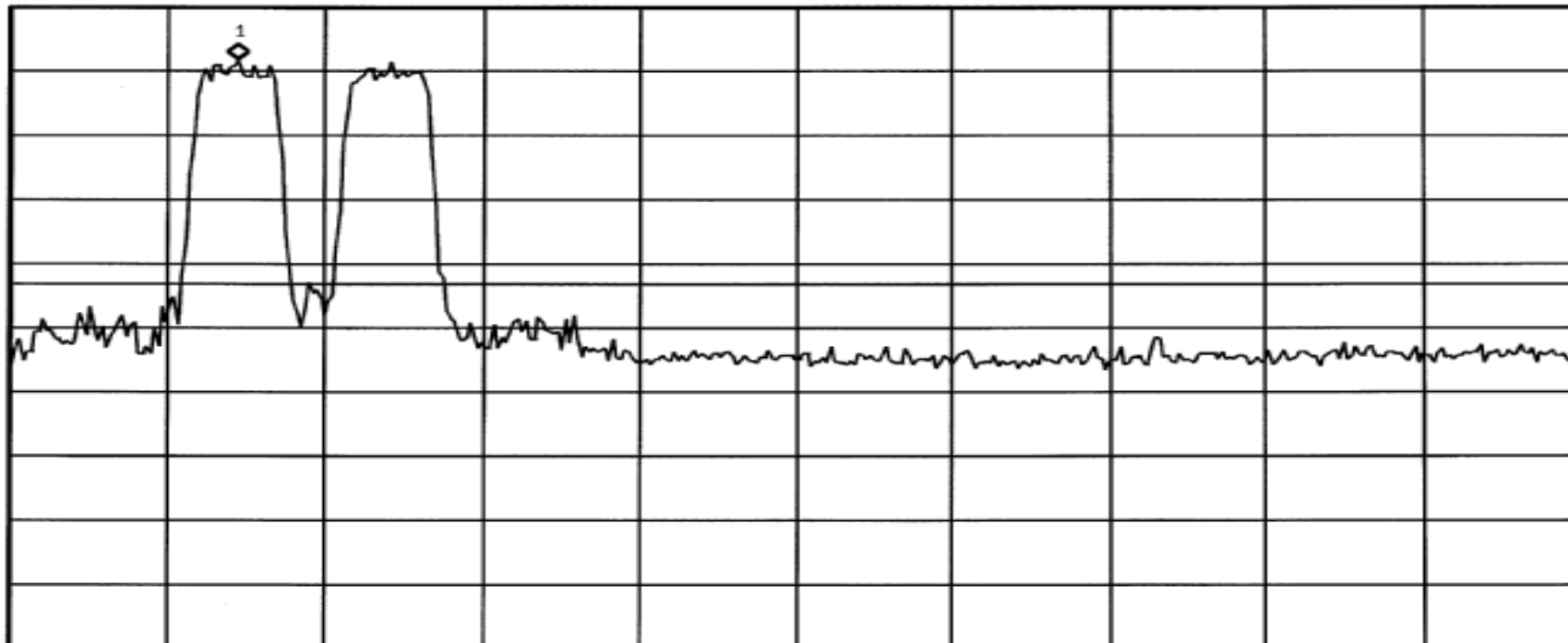
Mkr1 826.770 MHz
21.74 dBm

Ref 30 dBm

Atten 10 dB

Peak
Log
10
dB/
Offst
30
dB
DI
-13.0
dBm

V1 S2
S3 FC
AA



Start 823 MHz

#Res BW 100 kHz

#VBW 300 kHz

Stop 849 MHz

Sweep 4 ms (401 pts)

RETLIF TESTING LABORATORIES

EMISSIONS DATA SHEET

Test Method:	Inter-modulation Characteristics		
Customer:	Cellular Specialties, Inc.	Test Sample:	DSP II Dual Band Amplifier/Repeater
Model No:	DSP85-CP	Serial No:	DSP2D006
Test Specification:	FCC Part 2	Paragraph: 2.1047	Date:
Operating Mode:	Amplifying input signal		
Notes:	Amps Band - CDMA - Uplink		

Agilent 08:35:48 Oct 19, 2007

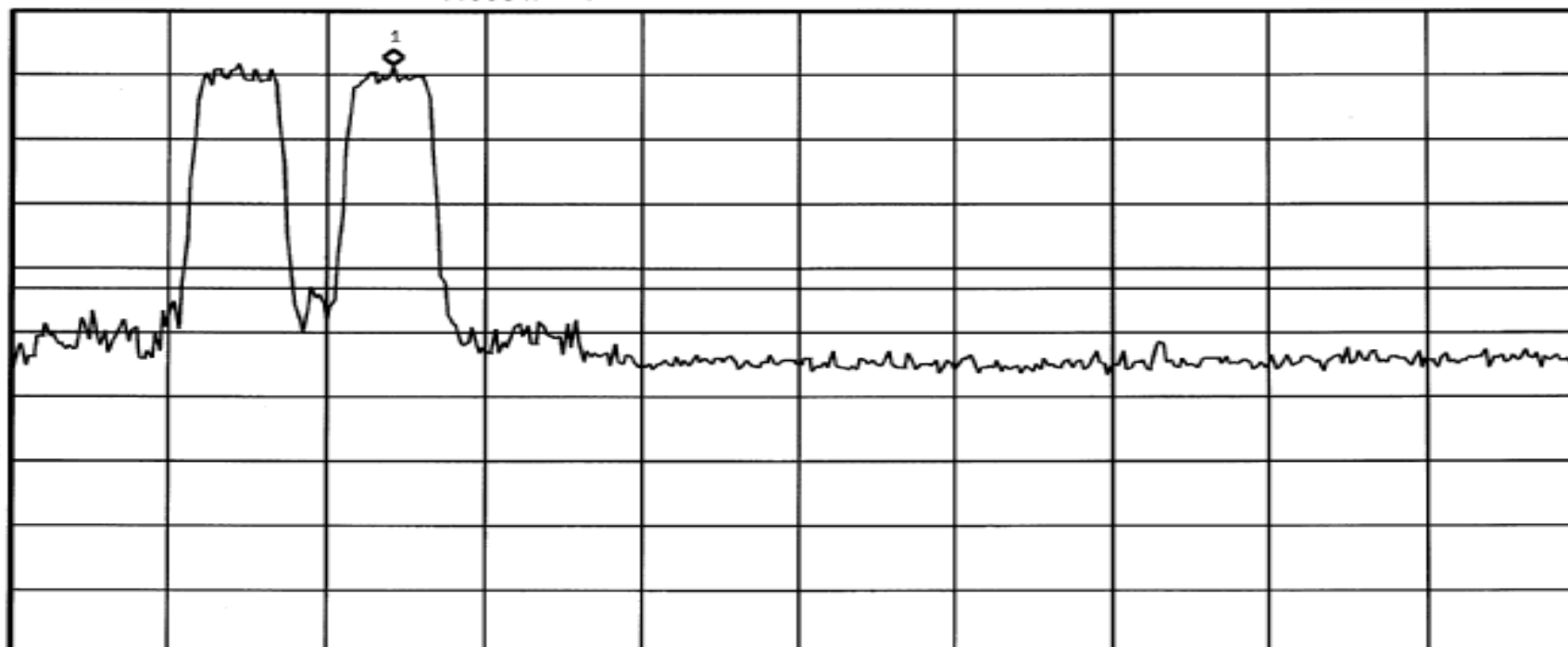
Mkr1 829.305 MHz
21.54 dBm

Ref 30 dBm

Atten 10 dB

Peak
Log
10
dB/
Offst
30
dB
DI
-13.0
dBm

V1 S2
S3 FC
AA



Start 823 MHz

#Res BW 100 kHz

#VBW 300 kHz

Stop 849 MHz

Sweep 4 ms (401 pts)

RETLIF TESTING LABORATORIES

EMISSIONS DATA SHEET

Test Method:	Inter-modulation Characteristics		
Customer:	Cellular Specialties, Inc.	Test Sample:	DSP II Dual Band Amplifier/Repeater
Model No:	DSP85-CP	Serial No:	DSP2D006
Test Specification:	FCC Part 2	Paragraph: 2.1047	Date:
Operating Mode:	Amplifying input signal		
Notes:	Amps Band - CDMA - Uplink		
Job No:	R-4882N-1		Technician:
		M.Seamans	

Agilent 08:36:03 Oct 19, 2007

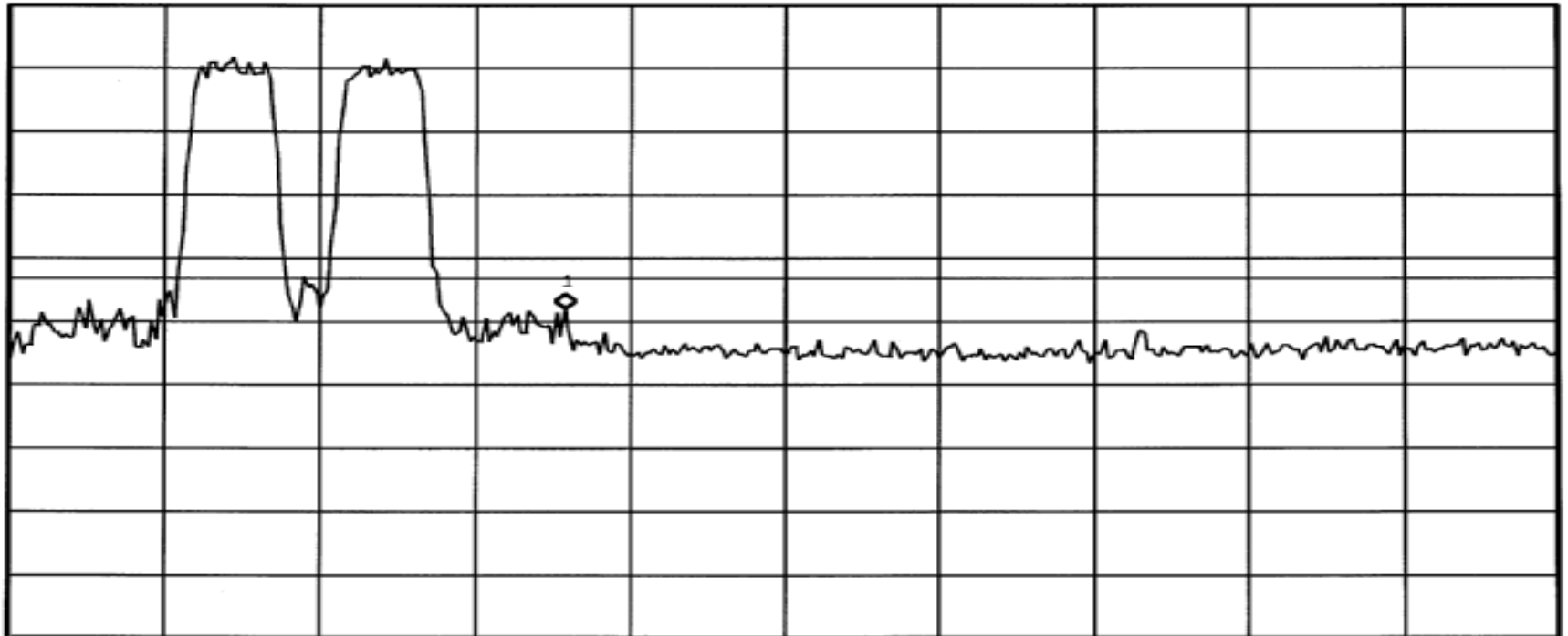
Mkr1 832.295 MHz
-18.12 dBm

Ref 30 dBm

Atten 10 dB

Peak
Log
10
dB/
Offst
30
dB
DI
-13.0
dBm

V1 S2
S3 FC
AA



Start 823 MHz

#Res BW 100 kHz

#VBW 300 kHz

Stop 849 MHz

Sweep 4 ms (401 pts)

RETLIF TESTING LABORATORIES

EMISSIONS DATA SHEET

Test Method:	Inter-modulation Characteristics		
Customer:	Cellular Specialties, Inc.	Test Sample:	DSP II Dual Band Amplifier/Repeater
Model No:	DSP85-CP	Serial No:	DSP2D006
Test Specification:	FCC Part 2	Paragraph: 2.1047	Date:
Operating Mode:	Amplifying input signal		
Notes:	Amps Band - CDMA - Uplink		
Job No:	R-4882N-1		Technician:
		M.Seamans	

Agilent 08:44:07 Oct 19, 2007

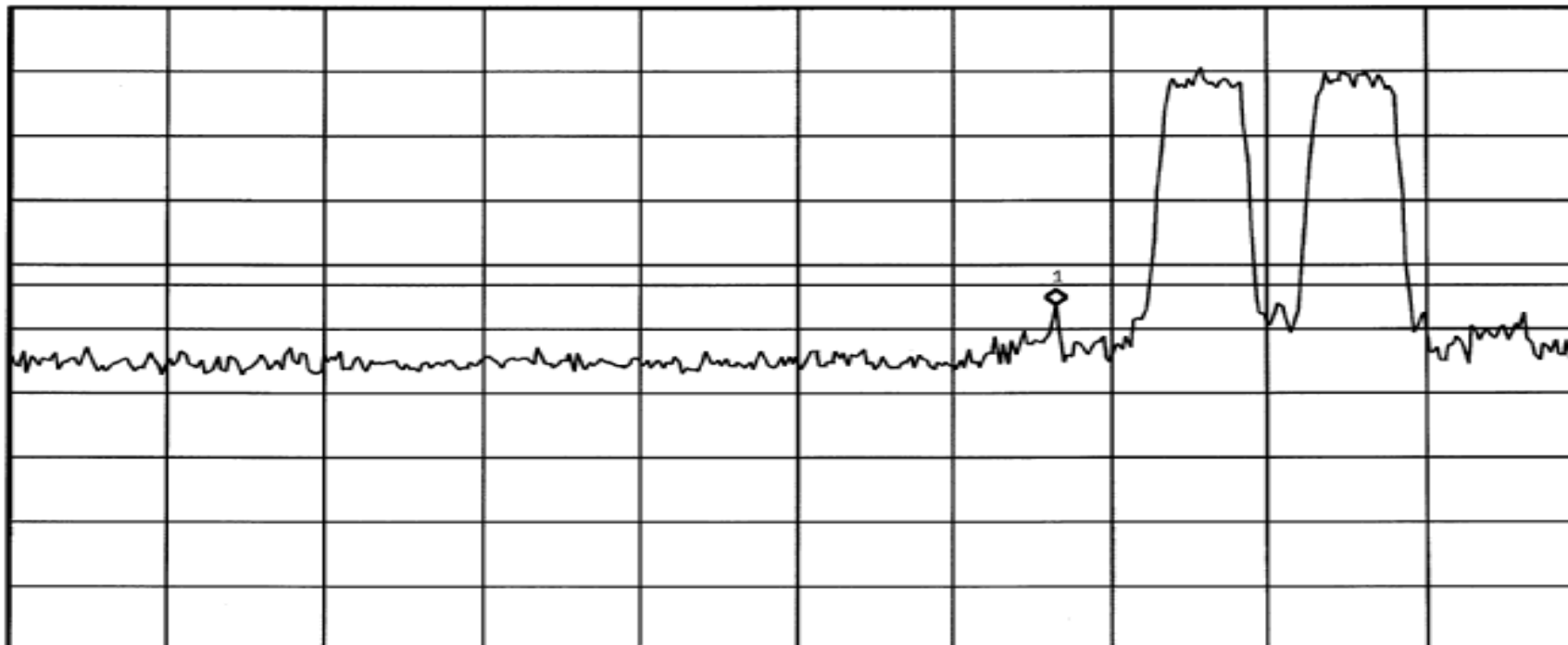
Mkr1 841.290 MHz
-16.42 dBm

Ref 30 dBm

Atten 10 dB

Peak
Log
10
dB/
Offst
30
dB
DI
-13.0
dBm

V1 S2
S3 FC
AA



Start 824 MHz
#Res BW 100 kHz

#VBW 300 kHz

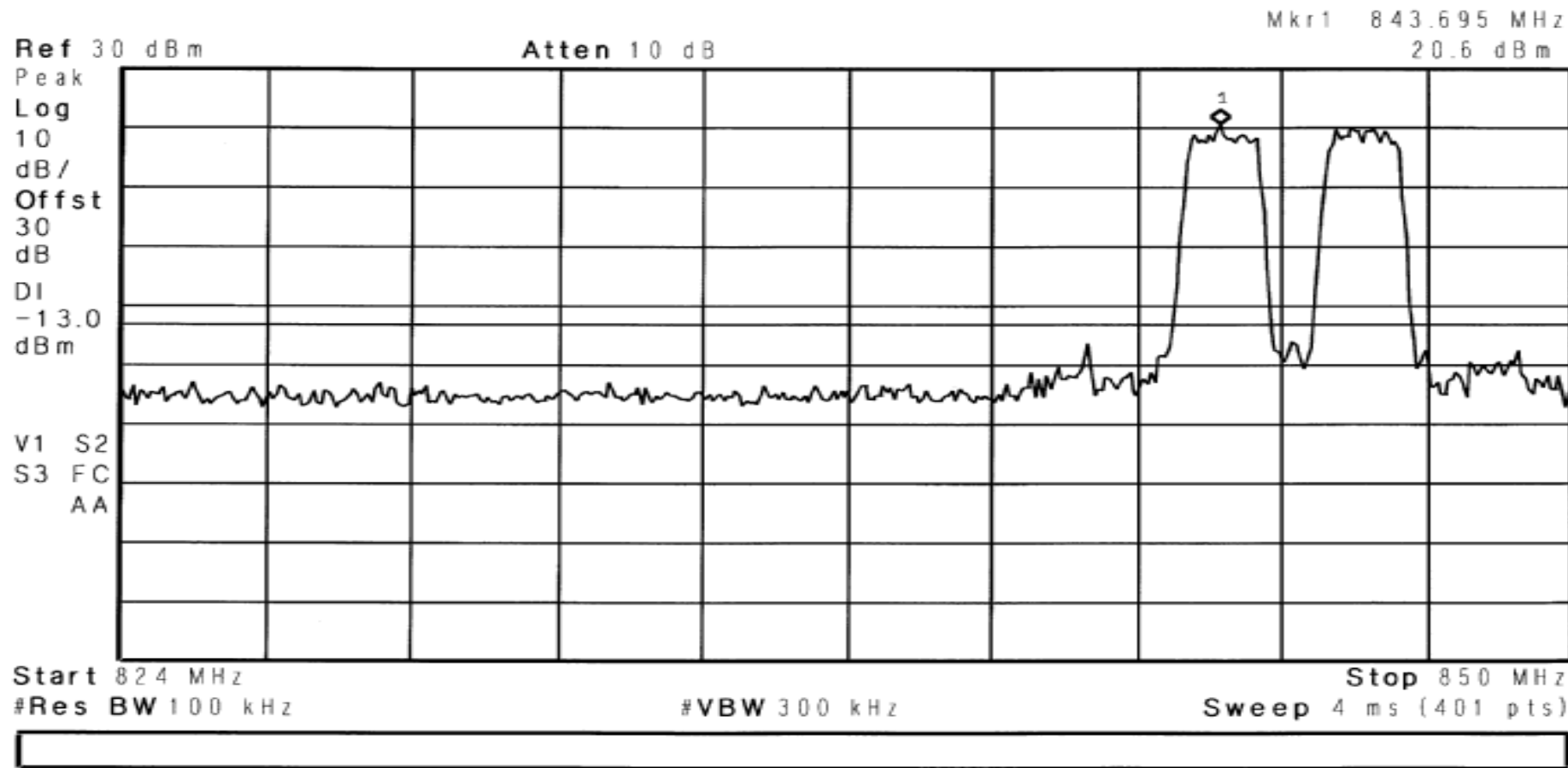
Stop 850 MHz
Sweep 4 ms [401 pts]

RETLIF TESTING LABORATORIES

EMISSIONS DATA SHEET

Test Method:	Inter-modulation Characteristics		
Customer:	Cellular Specialties, Inc.	Test Sample:	DSP II Dual Band Amplifier/Repeater
Model No:	DSP85-CP	Serial No:	DSP2D006
Test Specification:	FCC Part 2	Paragraph: 2.1047	Date:
Operating Mode:	Amplifying input signal		
Notes:	Amps Band - CDMA - Uplink		

Agilent 08:44:35 Oct 19, 2007



RETLIF TESTING LABORATORIES

EMISSIONS DATA SHEET

Test Method:	Inter-modulation Characteristics			
Customer:	Cellular Specialties, Inc.	Test Sample:	DSP II Dual Band Amplifier/Repeater	
Model No:	DSP85-CP	Serial No:	DSP2D006	
Test Specification:	FCC Part 2	Paragraph: 2.1047	Date:	10/18/2007
Operating Mode:	Amplifying input signal			
Notes:	Amps Band - CDMA - Uplink			

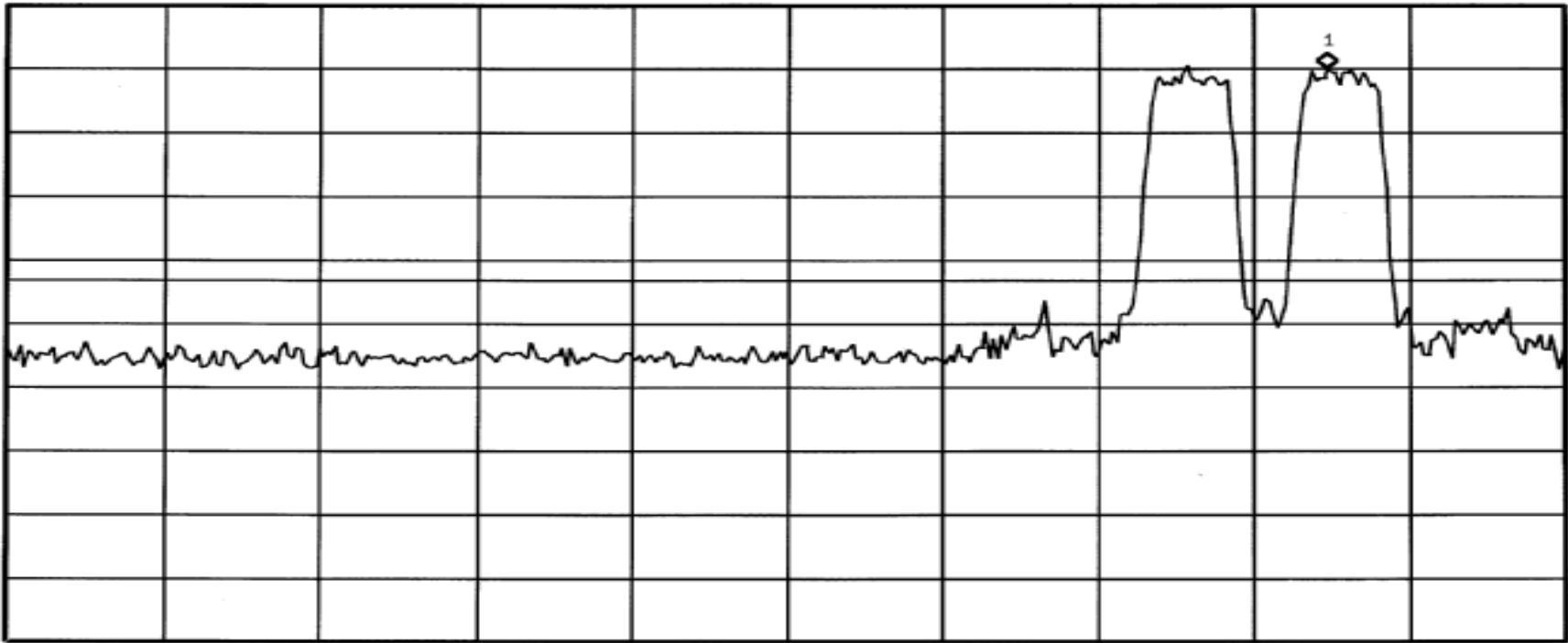
Agilent 08:45:06 Oct 19, 2007

Mkr1 846.035 MHz
19.99 dBm

Ref 30 dBm

Atten 10 dB

Peak
Log
10
dB/
Offst
30
dB
DI
-13.0
dBm
V1 S2
S3 FC
AA



Start 824 MHz

#Res BW 100 kHz

#VBW 300 kHz

Stop 850 MHz

Sweep 4 ms (401 pts)

RETLIF TESTING LABORATORIES

EMISSIONS DATA SHEET

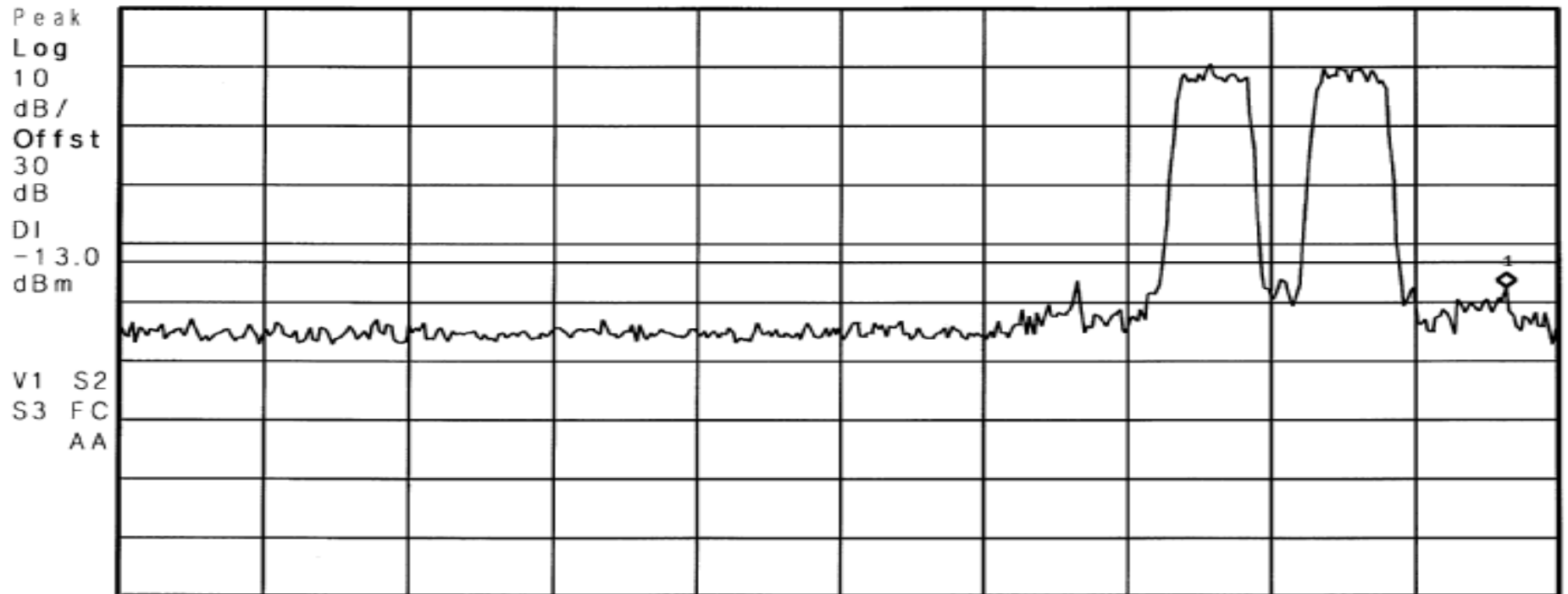
Test Method:	Inter-modulation Characteristics		
Customer:	Cellular Specialties, Inc.	Test Sample:	DSP II Dual Band Amplifier/Repeater
Model No:	DSP85-CP	Serial No:	DSP2D006
Test Specification:	FCC Part 2	Paragraph: 2.1047	Date:
Operating Mode:	Amplifying input signal		
Notes:	Amps Band - CDMA - Uplink		
Job No:	R-4882N-1		Technician:
		M.Seamans	

Agilent 08:46:02 Oct 19, 2007

Mkr1 849.025 MHz
-17.38 dBm

Ref 30 dBm

Atten 10 dB



Start 824 MHz
#Res BW 100 kHz

#VBW 300 kHz

Stop 850 MHz
Sweep 4 ms (401 pts)

RETLIF TESTING LABORATORIES

EMISSIONS DATA SHEET

Test Method:	Inter-modulation Characteristics			
Customer:	Cellular Specialties, Inc.	Test Sample:	DSP II Dual Band Amplifier/Repeater	
Model No:	DSP85-CP	Serial No:	DSP2D006	
Test Specification:	FCC Part 2	Paragraph: 2.1047	Date:	10/18/2007
Operating Mode:	Amplifying input signal			
Notes:	Amps Band - CDMA - Downlink			

* Agilent 08:49:26 Oct 19, 2007

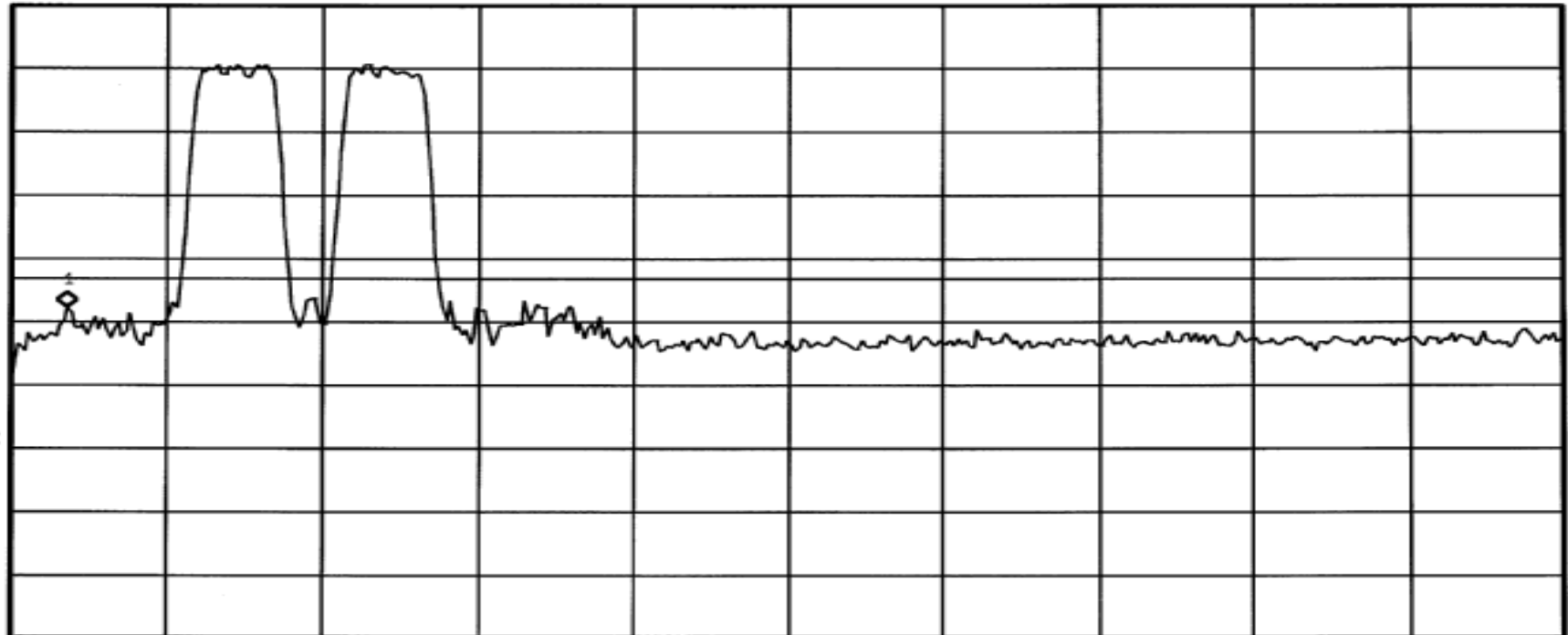
Mkr1 868.975 MHz
-17.68 dBm

Ref 30 dBm

Atten 10 dB

Peak
Log
10
dB/
Offst
30
dB
DI
-13.0
dBm

V1 S2
S3 FC
AA



Start 868 MHz

#Res BW 100 kHz

#VBW 300 kHz

Stop 894 MHz

Sweep 4 ms (401 pts)

RETLIF TESTING LABORATORIES

EMISSIONS DATA SHEET

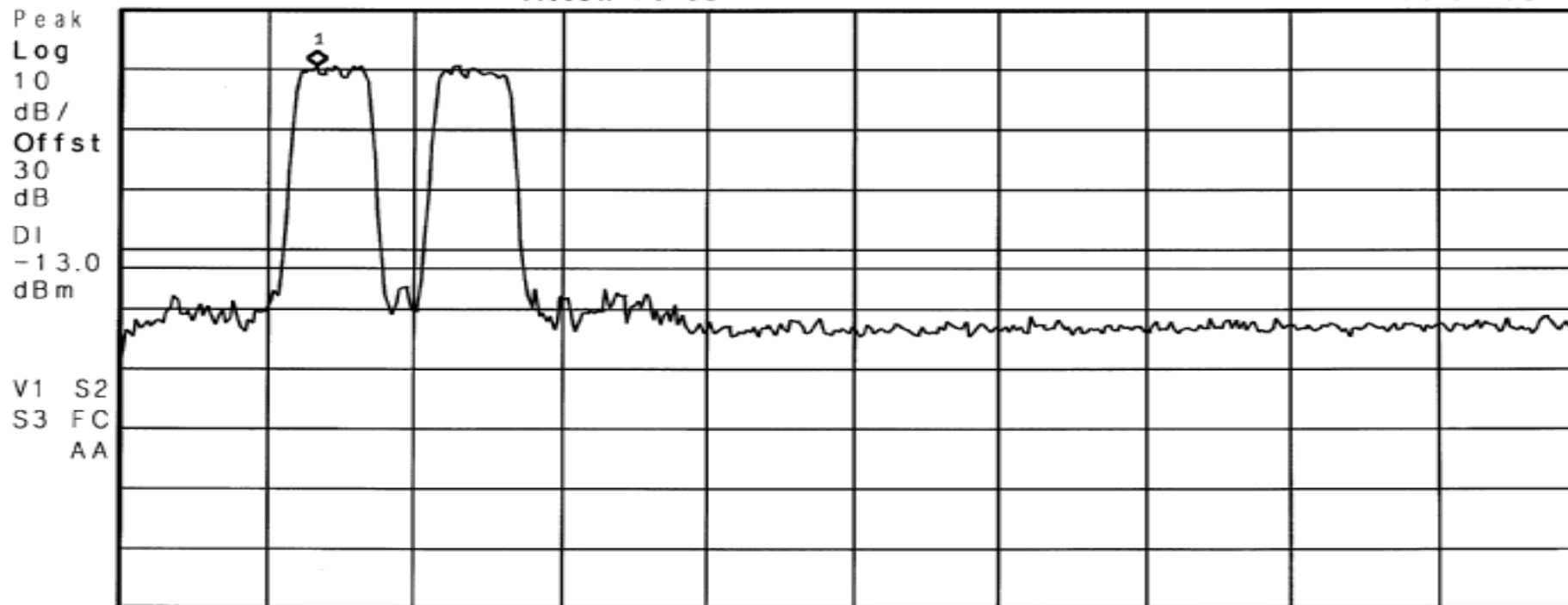
Test Method:	Inter-modulation Characteristics		
Customer:	Cellular Specialties, Inc.	Test Sample:	DSP II Dual Band Amplifier/Repeater
Model No:	DSP85-CP	Serial No:	DSP2D006
Test Specification:	FCC Part 2	Paragraph: 2.1047	Date: 10/18/2007
Operating Mode:	Amplifying input signal		
Notes:	Amps Band - CDMA - Downlink		

Agilent 08:50:09 Oct 19, 2007

Mkr1 871.445 MHz
20.65 dBm

Ref 30 dBm

Atten 10 dB



Start 868 MHz

#Res BW 100 kHz

#VBW 300 kHz

Stop 894 MHz

Sweep 4 ms (401 pts)

RETLIF TESTING LABORATORIES

EMISSIONS DATA SHEET

Test Method:	Inter-modulation Characteristics			
Customer:	Cellular Specialties, Inc.	Test Sample:	DSP II Dual Band Amplifier/Repeater	
Model No:	DSP85-CP	Serial No:	DSP2D006	
Test Specification:	FCC Part 2	Paragraph: 2.1047	Date:	10/18/2007
Operating Mode:	Amplifying input signal			
Notes:	Amps Band - CDMA - Downlink			

Agilent 08:50:47 Oct 19, 2007

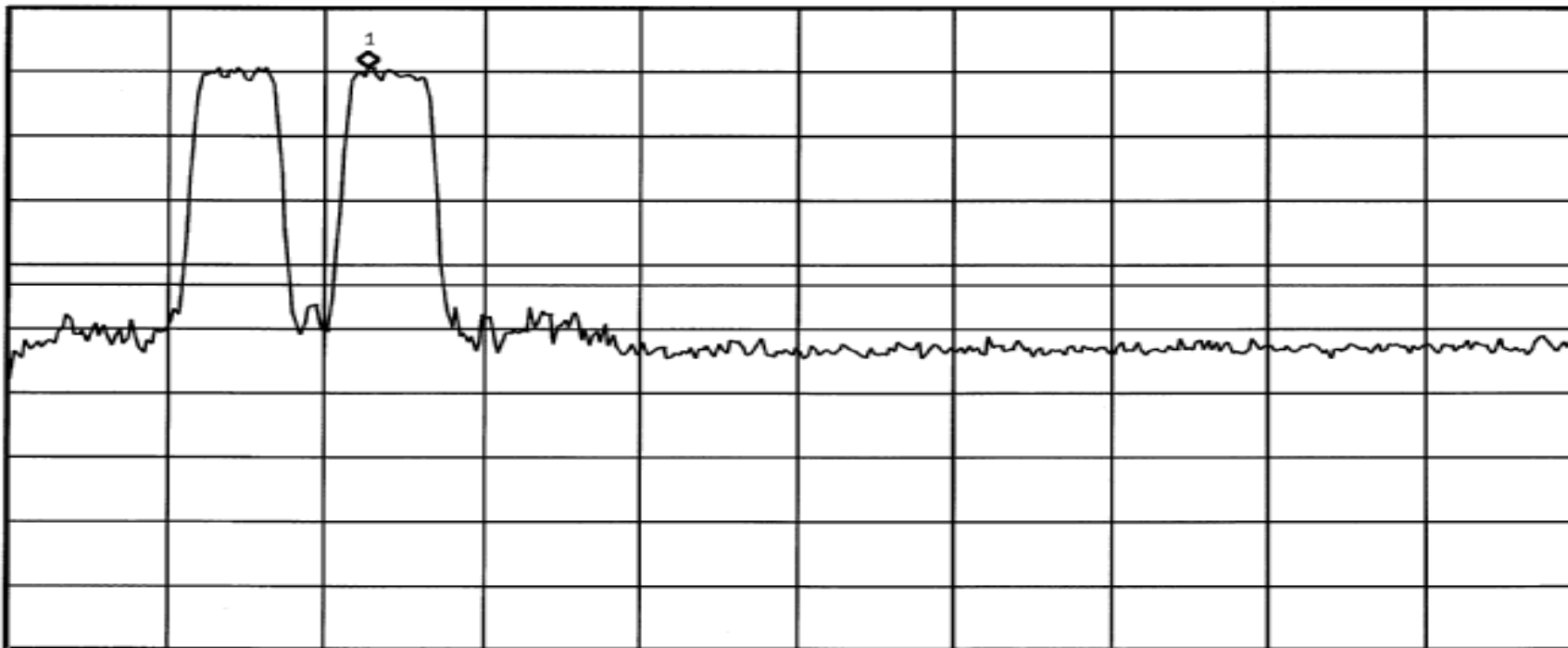
Mkr1 873.915 MHz
20.67 dBm

Ref 30 dBm

Atten 10 dB

Peak
Log
10
dB/
Offst
30
dB
DI
-13.0
dBm

V1 S2
S3 FC
AA



Start 868 MHz

#Res BW 100 kHz

#VBW 300 kHz

Stop 894 MHz

Sweep 4 ms (401 pts)

RETLIF TESTING LABORATORIES

EMISSIONS DATA SHEET

Test Method:	Inter-modulation Characteristics		
Customer:	Cellular Specialties, Inc.	Test Sample:	DSP II Dual Band Amplifier/Repeater
Model No:	DSP85-CP	Serial No:	DSP2D006
Test Specification:	FCC Part 2	Paragraph: 2.1047	Date: 10/18/2007
Operating Mode:	Amplifying input signal		
Notes:	Amps Band - CDMA - Downlink		

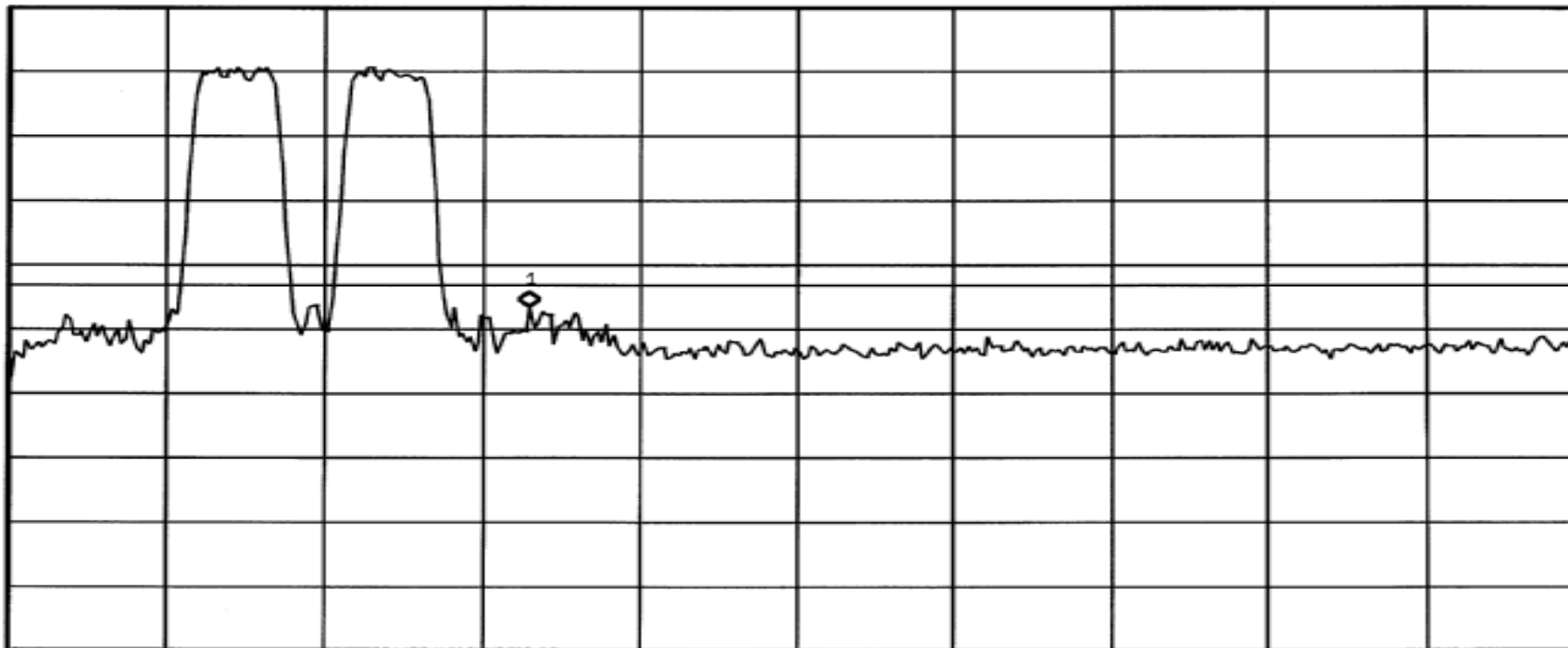
Agilent 08:51:05 Oct 19, 2007

Mkr1 876.580 MHz
-16.65 dBm

Ref 30 dBm

Atten 10 dB

Peak
Log
10
dB/
Offst
30
dB
DI
-13.0
dBm
V1 S2
S3 FC
AA



Start 868 MHz

#Res BW 100 kHz

#VBW 300 kHz

Stop 894 MHz

Sweep 4 ms (401 pts)

RETLIF TESTING LABORATORIES

EMISSIONS DATA SHEET

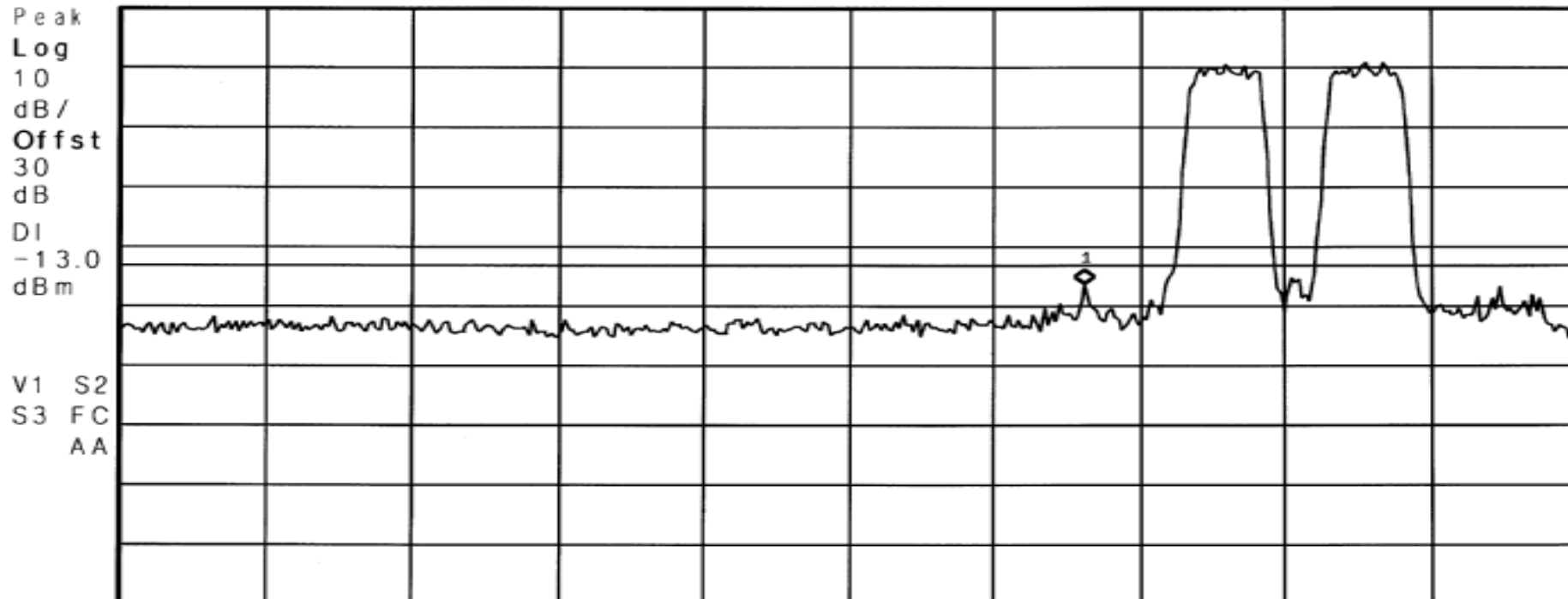
Test Method:	Inter-modulation Characteristics		
Customer:	Cellular Specialties, Inc.	Test Sample:	DSP II Dual Band Amplifier/Repeater
Model No:	DSP85-CP	Serial No:	DSP2D006
Test Specification:	FCC Part 2	Paragraph: 2.1047	Date:
Operating Mode:	Amplifying input signal		
Notes:	Amps Band - CDMA - Downlink		

Agilent 08:54:03 Oct 19, 2007

Mkr1 886.225 MHz
-16.22 dBm

Ref 30 dBm

Atten 10 dB



Start 869 MHz

#Res BW 100 kHz

#VBW 300 kHz

Stop 895 MHz

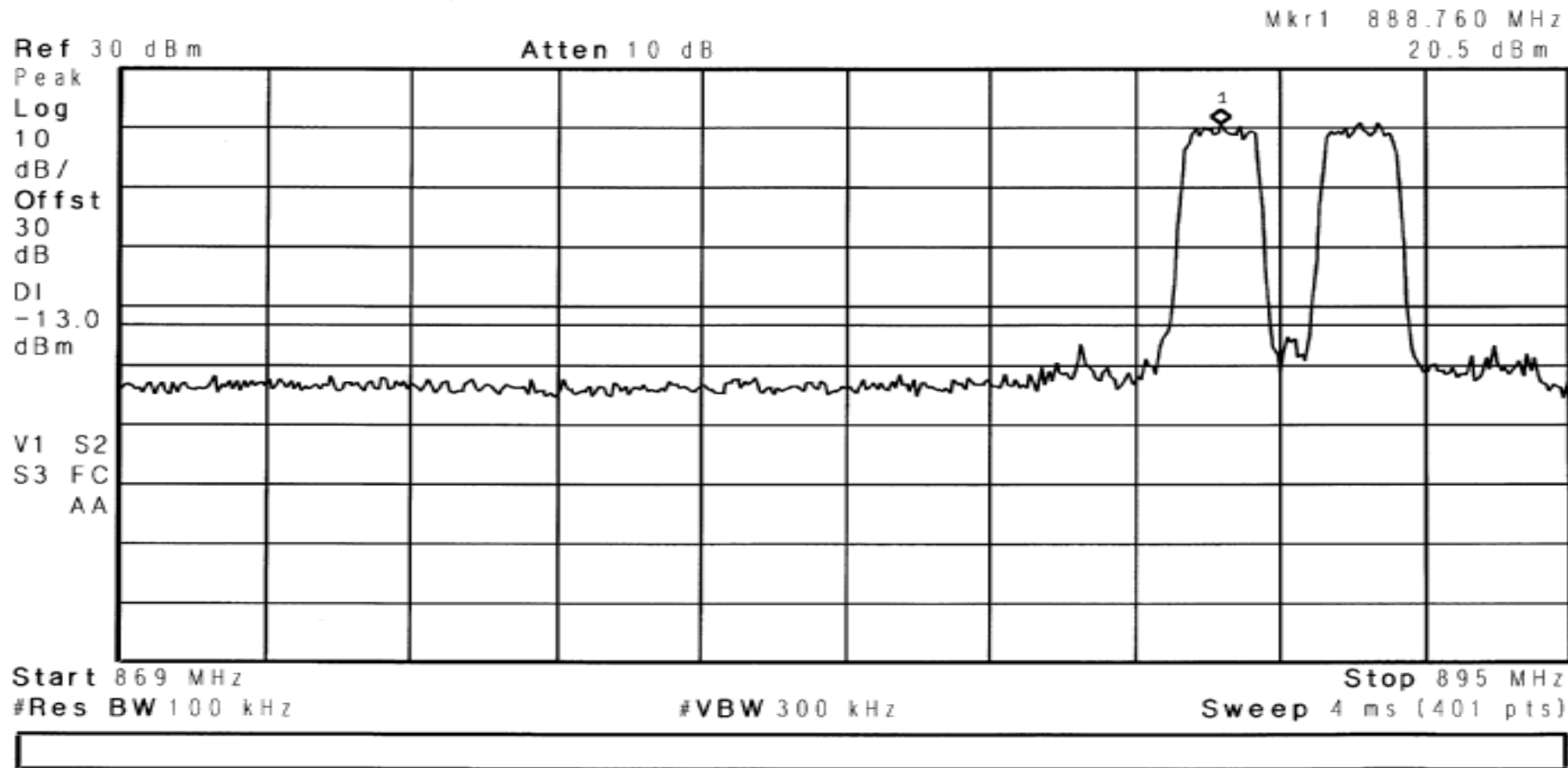
Sweep 4 ms (401 pts)

RETLIF TESTING LABORATORIES

EMISSIONS DATA SHEET

Test Method:	Inter-modulation Characteristics		
Customer:	Cellular Specialties, Inc.	Test Sample:	DSP II Dual Band Amplifier/Repeater
Model No:	DSP85-CP	Serial No:	DSP2D006
Test Specification:	FCC Part 2	Paragraph: 2.1047	Date:
Operating Mode:	Amplifying input signal		
Notes:	Amps Band - CDMA - Uplink		

Agilent 08:54:31 Oct 19, 2007



RETLIF TESTING LABORATORIES

EMISSIONS DATA SHEET

Test Method:	Inter-modulation Characteristics		
Customer:	Cellular Specialties, Inc.	Test Sample:	DSP II Dual Band Amplifier/Repeater
Model No:	DSP85-CP	Serial No:	DSP2D006
Test Specification:	FCC Part 2	Paragraph: 2.1047	Date:
Operating Mode:	Amplifying input signal		
Notes:	Amps Band - CDMA - Uplink		

Agilent 08:55:06 Oct 19, 2007

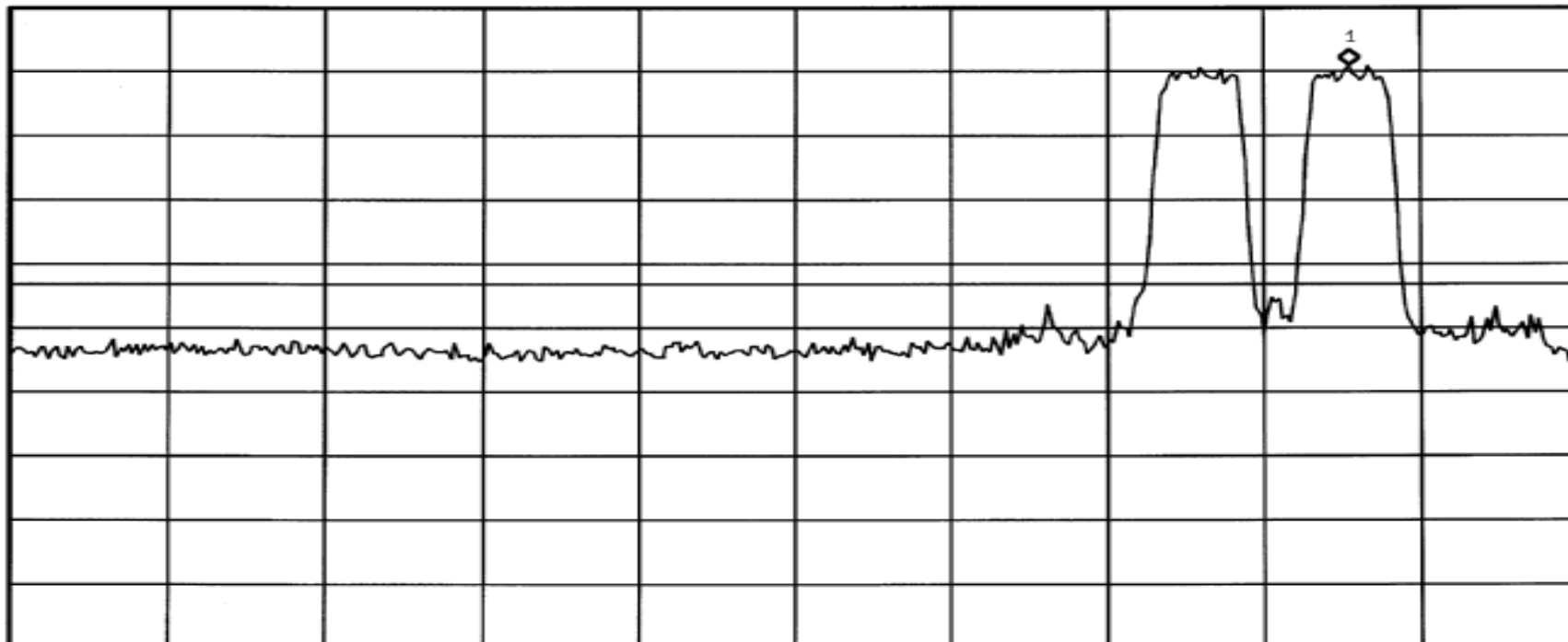
Mkr1 891.230 MHz
20.89 dBm

Ref 30 dBm

Atten 10 dB

Peak
Log
10
dB/
Offst
30
dB
DI
-13.0
dBm

V1 S2
S3 FC
AA



Start 869 MHz

#Res BW 100 kHz

#VBW 300 kHz

Stop 895 MHz

Sweep 4 ms (401 pts)

RETLIF TESTING LABORATORIES

EMISSIONS DATA SHEET

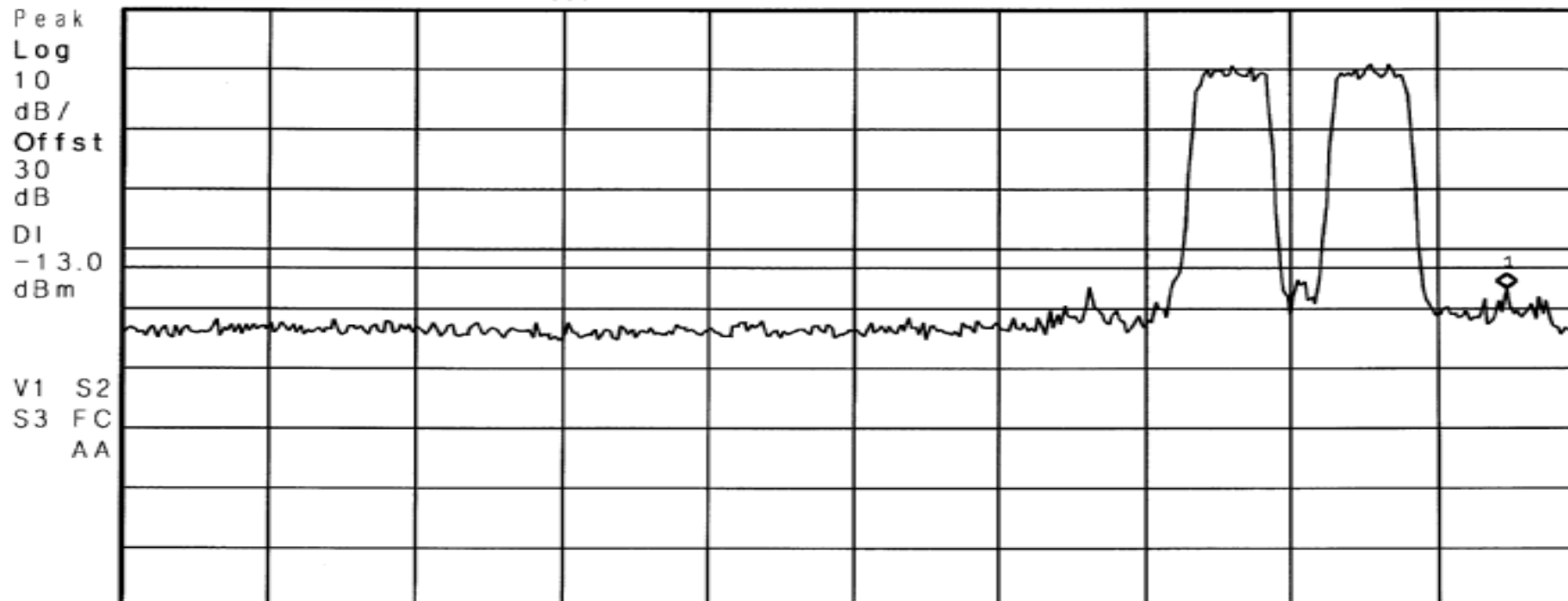
Test Method:	Inter-modulation Characteristics		
Customer:	Cellular Specialties, Inc.	Test Sample:	DSP II Dual Band Amplifier/Repeater
Model No:	DSP85-CP	Serial No:	DSP2D006
Test Specification:	FCC Part 2	Paragraph: 2.1047	Date:
Operating Mode:	Amplifying input signal		
Notes:	Amps Band - CDMA - Uplink		

Agilent 08:55:15 Oct 19, 2007

Mkr1 893.635 MHz
-16.56 dBm

Ref 30 dBm

Atten 10 dB



Start 869 MHz Stop 895 MHz
#Res BW 100 kHz #VBW 300 kHz Sweep 4 ms (401 pts)

RETLIF TESTING LABORATORIES

EMISSIONS DATA SHEET

Test Method:	Inter-modulation Characteristics			
Customer:	Cellular Specialties, Inc.	Test Sample:	DSP II Dual Band Amplifier/Repeater	
Model No:	DSP85-CP	Serial No:	DSP2D006	
Test Specification:	FCC Part 2	Paragraph: 2.1047	Date:	10/18/2007
Operating Mode:	Amplifying input signal			
Notes:	PCS Band - GSM - Uplink			

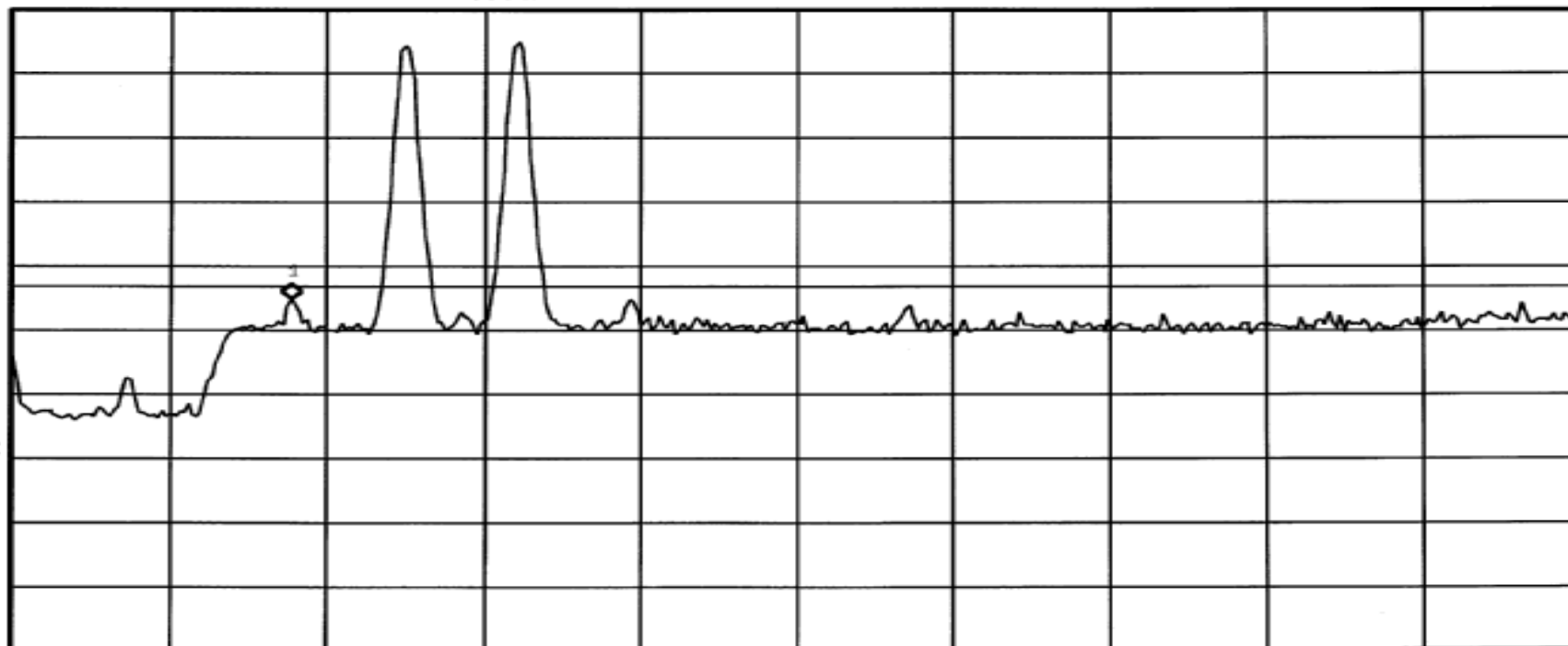
Agilent 18:45:22 Oct 18, 2007

Mkr1 1.852425 GHz
-15.12 dBm

Ref 30 dBm

Atten 10 dB

Peak
Log
10
dB/
Offst
30
dB
DI
-13.0
dBm
V1 S2
S3 FC
AA



Start 1.84 GHz

#Res BW 300 kHz

#VBW 1 MHz

Stop 1.91 GHz

Sweep 4 ms (401 pts)

RETLIF TESTING LABORATORIES

EMISSIONS DATA SHEET

Test Method:	Inter-modulation Characteristics		
Customer:	Cellular Specialties, Inc.	Test Sample:	DSP II Dual Band Amplifier/Repeater
Model No:	DSP85-CP	Serial No:	DSP2D006
Test Specification:	FCC Part 2	Paragraph: 2.1047	Date:
Operating Mode:	Amplifying input signal		
Notes:	PCS Band - GSM - Uplink		
Job No:	R-4882N-1	Technician:	M.Seamans

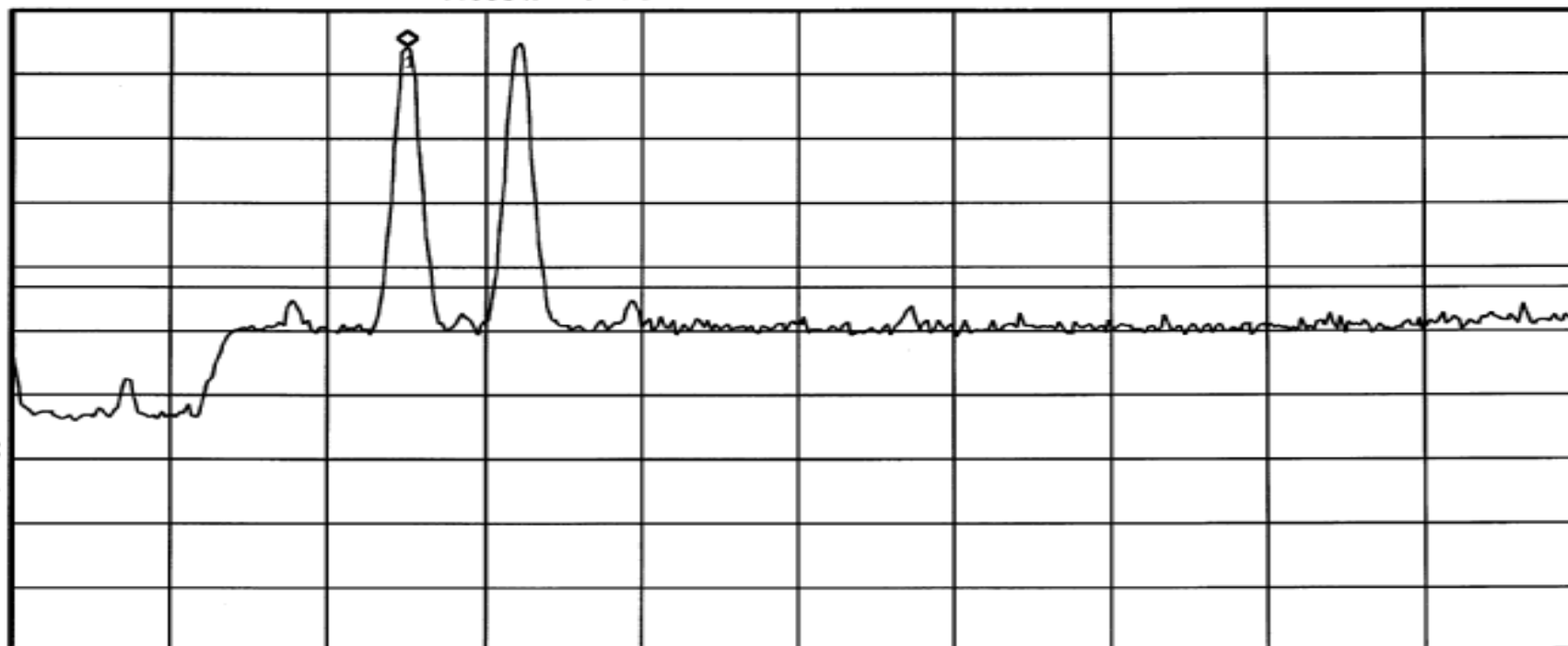
Agilent 18:45:59 Oct 18, 2007

Mkr1 1.857500 GHz
24.27 dBm

Ref 30 dBm

Atten 10 dB

Peak
Log
10
dB/
Offst
30
dB
DI
-13.0
dBm
V1 S2
S3 FC
AA



Start 1.84 GHz

#Res BW 300 kHz

#VBW 1 MHz

Stop 1.91 GHz

Sweep 4 ms (401 pts)

RETLIF TESTING LABORATORIES

EMISSIONS DATA SHEET

Test Method:	Inter-modulation Characteristics		
Customer:	Cellular Specialties, Inc.	Test Sample:	DSP II Dual Band Amplifier/Repeater
Model No:	DSP85-CP	Serial No:	DSP2D006
Test Specification:	FCC Part 2	Paragraph: 2.1047	Date:
Operating Mode:	Amplifying input signal		
Notes:	PCS Band - GSM - Uplink		
Job No:	R-4882N-1		Technician:
			M.Seamans

* Agilent 18:46:15 Oct 18, 2007

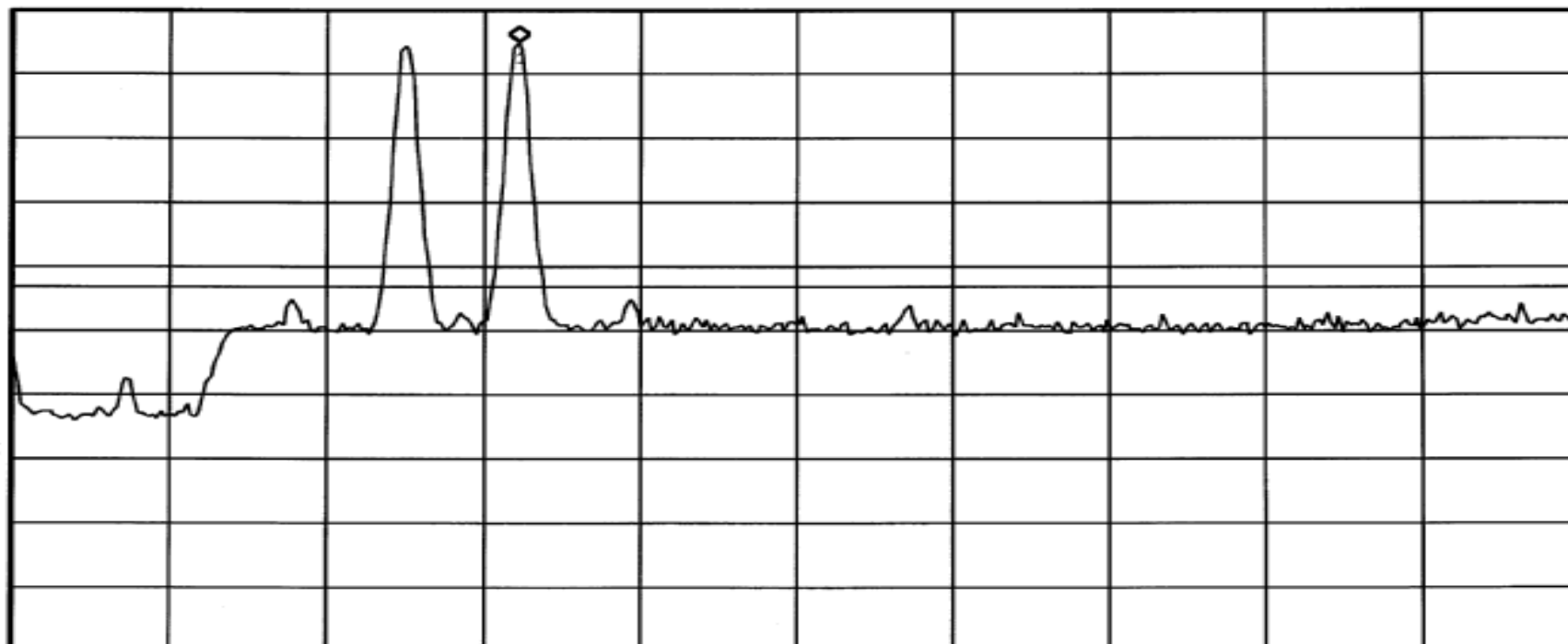
Mkr1 1.862575 GHz
24.85 dBm

Ref 30 dBm

Atten 10 dB

Peak
Log
10
dB/
Offst
30
dB
DI
-13.0
dBm

V1 S2
S3 FC
AA



Start 1.84 GHz

#Res BW 300 kHz

#VBW 1 MHz

Stop 1.91 GHz

Sweep 4 ms (401 pts)

RETLIF TESTING LABORATORIES

EMISSIONS DATA SHEET

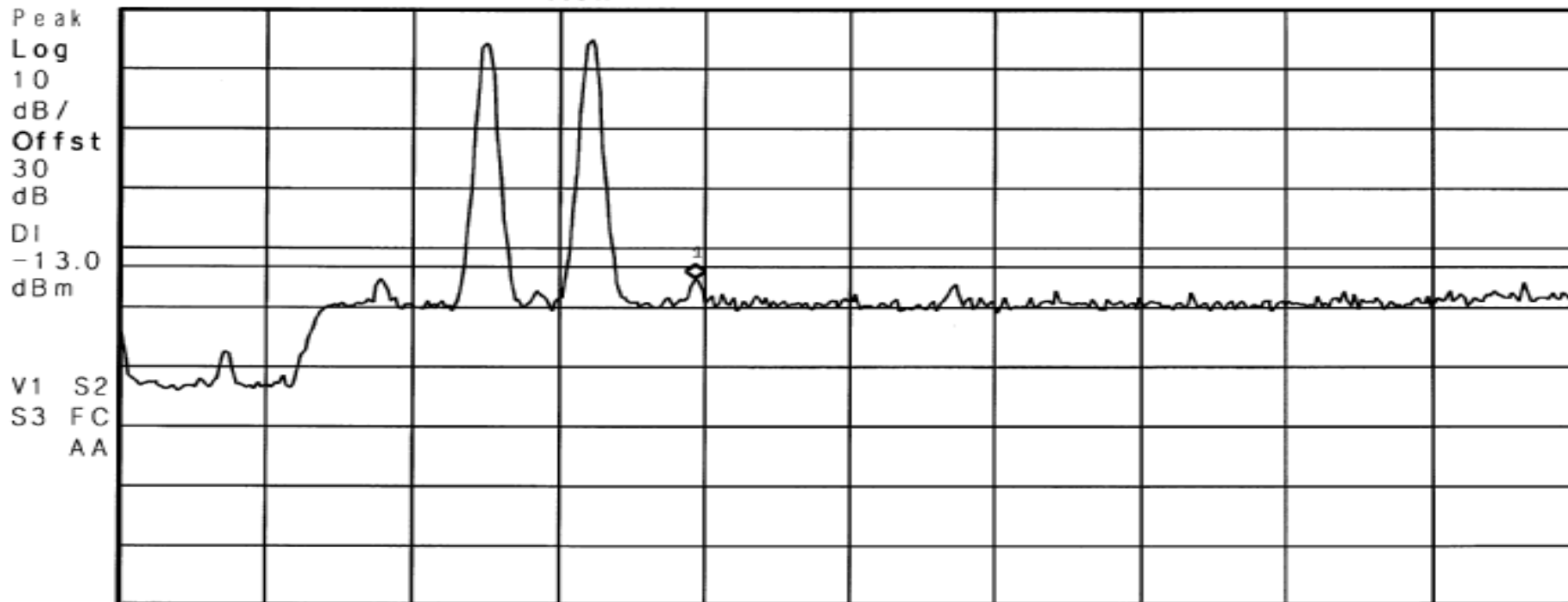
Test Method:	Inter-modulation Characteristics		
Customer:	Cellular Specialties, Inc.	Test Sample:	DSP II Dual Band Amplifier/Repeater
Model No:	DSP85-CP	Serial No:	DSP2D006
Test Specification:	FCC Part 2	Paragraph:	2.1047
Operating Mode:	Amplifying input signal		
Notes:	PCS Band - GSM - Uplink		
Job No:	R-4882N-1	Technician:	M.Seamans
Date:	10/18/2007		

Agilent 18:46:49 Oct 18, 2007

Mkr1 1.867475 GHz
-15.14 dBm

Ref 30 dBm

Atten 10 dB



Start 1.84 GHz

Stop 1.91 GHz

#Res BW 300 kHz

#VBW 1 MHz

Sweep 4 ms (401 pts)

RETLIF TESTING LABORATORIES

EMISSIONS DATA SHEET

Test Method:	Inter-modulation Characteristics		
Customer:	Cellular Specialties, Inc.	Test Sample:	DSP II Dual Band Amplifier/Repeater
Model No:	DSP85-CP	Serial No:	DSP2D006
Test Specification:	FCC Part 2	Paragraph: 2.1047	Date:
Operating Mode:	Amplifying input signal		
Notes:	PCS Band - GSM - Uplink		

Agilent 18:49:21 Oct 18, 2007

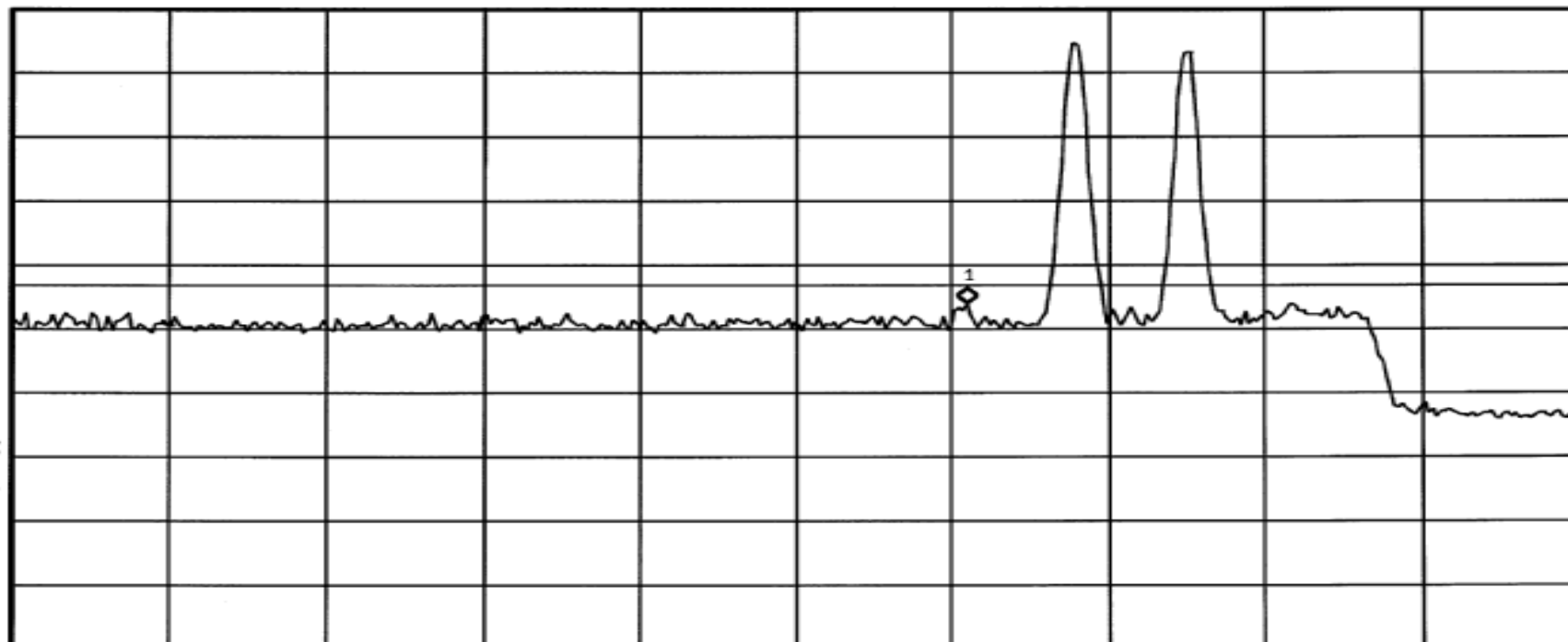
Mkr1 1.892700 GHz
-16.01 dBm

Ref 30 dBm

Atten 10 dB

Peak
Log
10
dB/
Offst
30
dB
DI
-13.0
dBm

V1 S2
S3 FC
AA



Start 1.85 GHz

#Res BW 300 kHz

#VBW 1 MHz

Stop 1.92 GHz

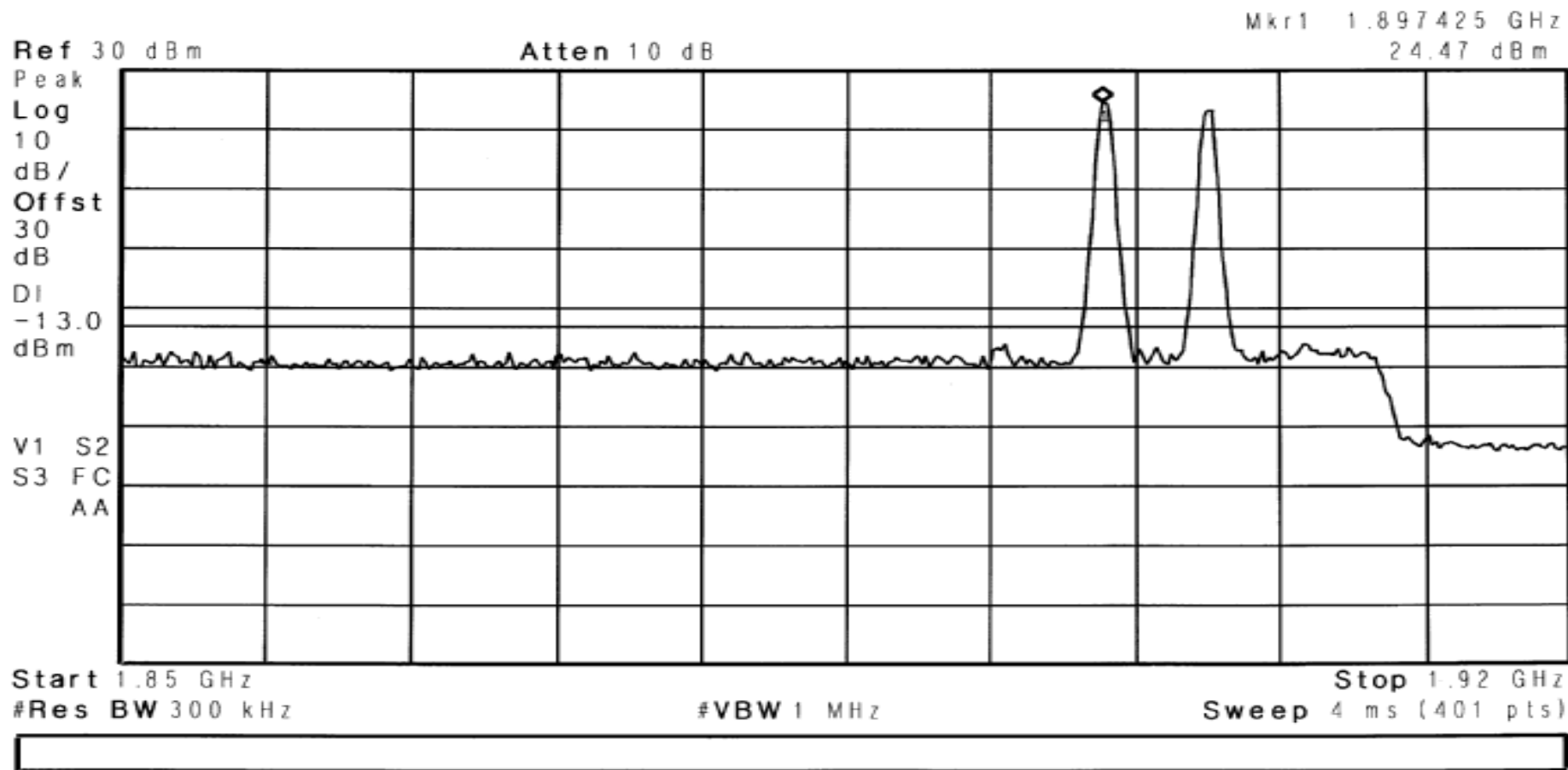
Sweep 4 ms (401 pts)

RETLIF TESTING LABORATORIES

EMISSIONS DATA SHEET

Test Method:	Inter-modulation Characteristics		
Customer:	Cellular Specialties, Inc.	Test Sample:	DSP II Dual Band Amplifier/Repeater
Model No:	DSP85-CP	Serial No:	DSP2D006
Test Specification:	FCC Part 2	Paragraph: 2.1047	Date:
Operating Mode:	Amplifying input signal		
Notes:	PCS Band - GSM - Uplink		
Job No:	R-4882N-1		Technician:
		M.Seamans	

✱ Agilent 18:49:41 Oct 18, 2007

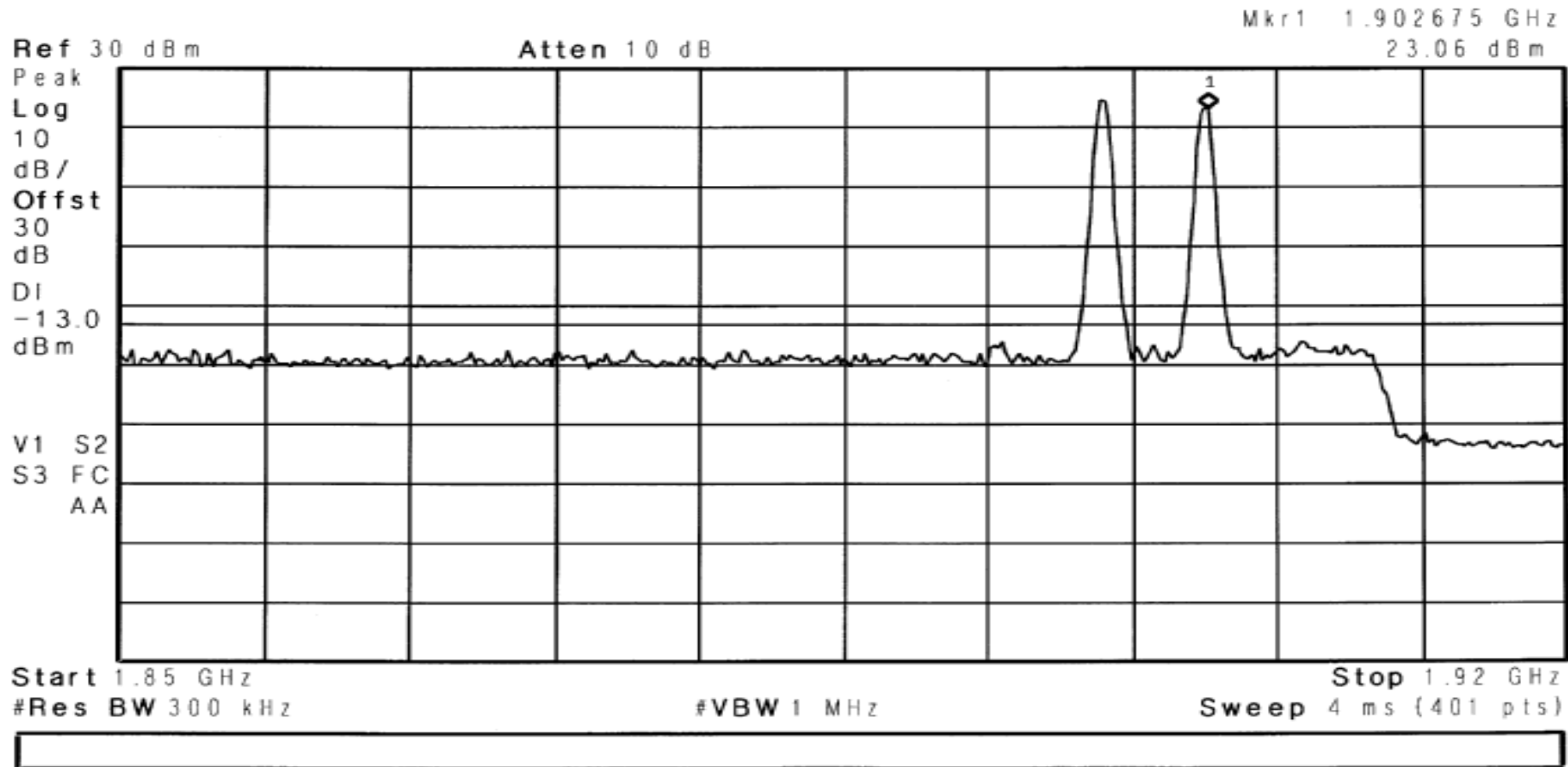


RETLIF TESTING LABORATORIES

EMISSIONS DATA SHEET

Test Method:	Inter-modulation Characteristics		
Customer:	Cellular Specialties, Inc.	Test Sample:	DSP II Dual Band Amplifier/Repeater
Model No:	DSP85-CP	Serial No:	DSP2D006
Test Specification:	FCC Part 2	Paragraph: 2.1047	Date:
Operating Mode:	Amplifying input signal		
Notes:	PCS Band - GSM - Uplink		
Job No:	R-4882N-1		Technician:
		M.Seamans	

Agilent 18:50:11 Oct 18, 2007

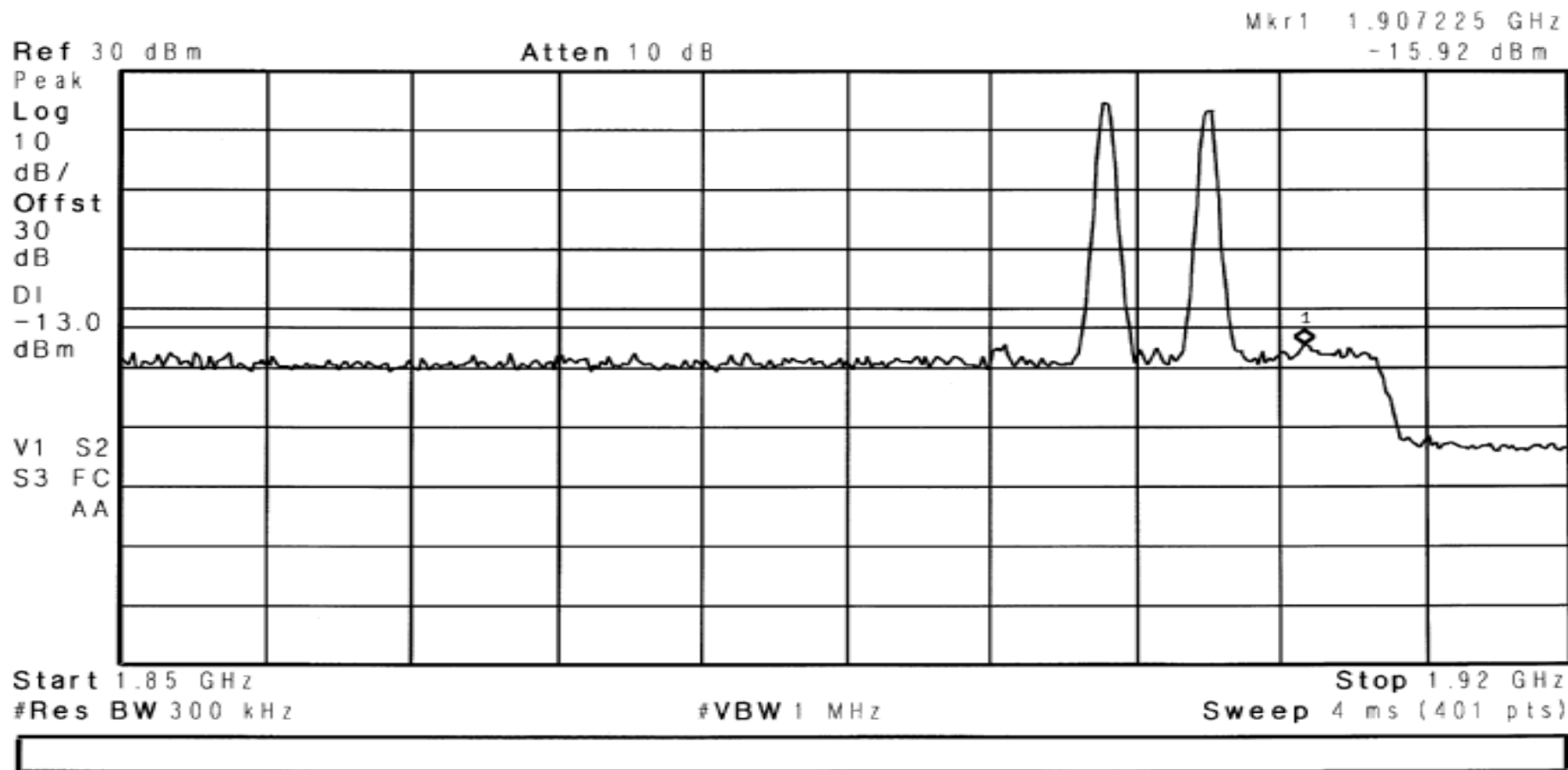


RETLIF TESTING LABORATORIES

EMISSIONS DATA SHEET

Test Method:	Inter-modulation Characteristics			
Customer:	Cellular Specialties, Inc.	Test Sample:	DSP II Dual Band Amplifier/Repeater	
Model No:	DSP85-CP	Serial No:	DSP2D006	
Test Specification:	FCC Part 2	Paragraph: 2.1047	Date:	10/18/2007
Operating Mode:	Amplifying input signal			
Notes:	PCS Band - GSM - Uplink			

Agilent 18:50:25 Oct 18, 2007

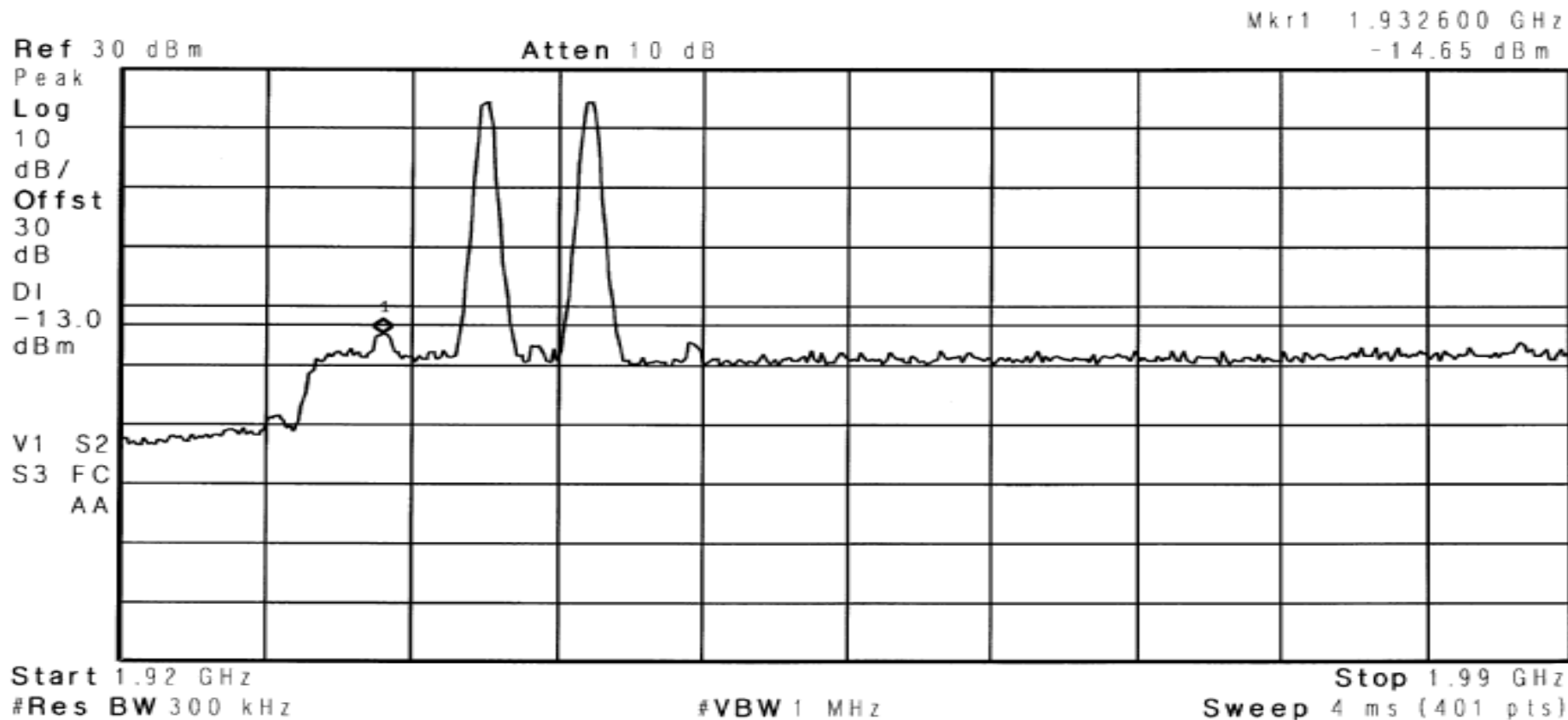


RETLIF TESTING LABORATORIES

EMISSIONS DATA SHEET

Test Method:	Inter-modulation Characteristics				
Customer:	Cellular Specialties, Inc.	Test Sample:	DSP II Dual Band Amplifier/Repeater	Job No:	R-4882N-1
Model No:	DSP85-CP	Serial No:	DSP2D006	Technician:	M.Seamans
Test Specification:	FCC Part 2	Paragraph:	2.1047	Date:	10/18/2007
Operating Mode:	Amplifying input signal				
Notes:	PCS Band - GSM - Downlink				

Agilent 17:58:36 Oct 18, 2007



RETLIF TESTING LABORATORIES

EMISSIONS DATA SHEET

Test Method:	Inter-modulation Characteristics			
Customer:	Cellular Specialties, Inc.	Test Sample:	DSP II Dual Band Amplifier/Repeater	
Model No:	DSP85-CP	Serial No:	DSP2D006	
Test Specification:	FCC Part 2	Paragraph: 2.1047	Date:	10/18/2007
Operating Mode:	Amplifying input signal			
Notes:	PCS Band - GSM - Downlink			

Agilent 18:09:24 Oct 18, 2007

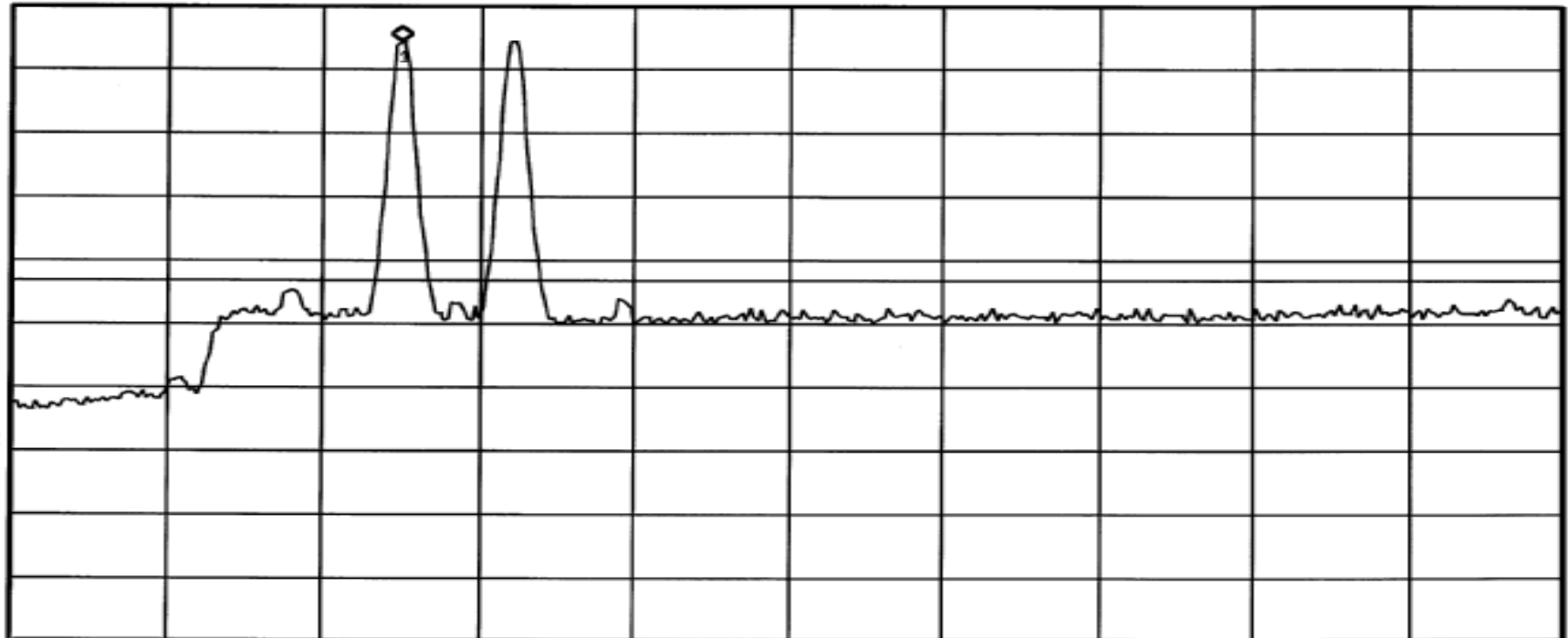
Mkr1 1.937500 GHz
24.21 dBm

Ref 30 dBm

Atten 10 dB

Peak
Log
10
dB/
Offst
30
dB
DI
-13.0
dBm

V1 S2
S3 FC
AA



Start 1.92 GHz

#Res BW 300 kHz

#VBW 1 MHz

Stop 1.99 GHz

Sweep 4 ms (401 pts)

RETLIF TESTING LABORATORIES

EMISSIONS DATA SHEET

Test Method:	Inter-modulation Characteristics				
Customer:	Cellular Specialties, Inc.	Test Sample:	DSP II Dual Band Amplifier/Repeater	Job No:	R-4882N-1
Model No:	DSP85-CP	Serial No:	DSP2D006	Technician:	M.Seamans
Test Specification:	FCC Part 2	Paragraph: 2.1047	Date:	10/18/2007	
Operating Mode:	Amplifying input signal				
Notes:	PCS Band - GSM - Downlink				

Agilent 18:09:37 Oct 18, 2007

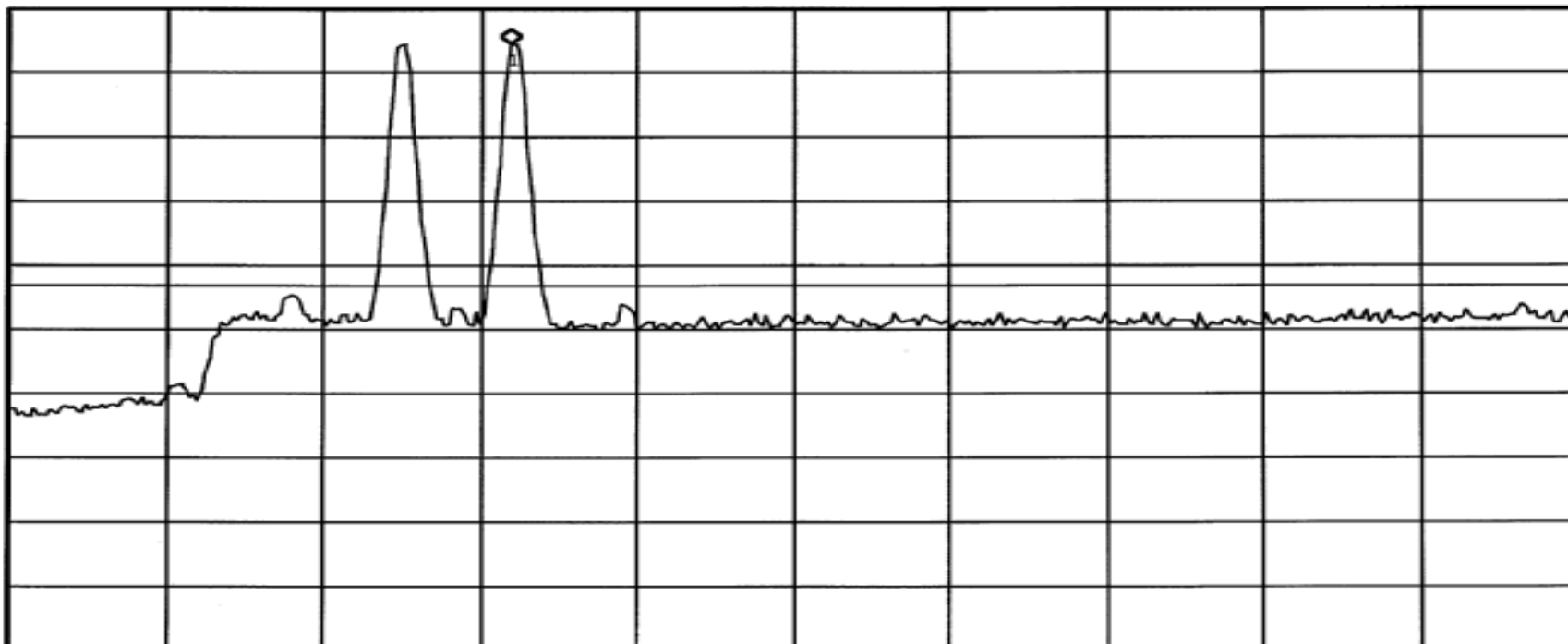
Mkr1 1.942400 GHz
24.39 dBm

Ref 30 dBm

Atten 10 dB

Peak
Log
10
dB/
Offst
30
dB
DI
-13.0
dBm

V1 S2
S3 FC
AA



Start 1.92 GHz

#Res BW 300 kHz

#VBW 1 MHz

Stop 1.99 GHz

Sweep 4 ms (401 pts)

RETLIF TESTING LABORATORIES

EMISSIONS DATA SHEET

Test Method:	Inter-modulation Characteristics			
Customer:	Cellular Specialties, Inc.	Test Sample:	DSP II Dual Band Amplifier/Repeater	
Model No:	DSP85-CP	Serial No:	DSP2D006	
Test Specification:	FCC Part 2	Paragraph: 2.1047	Date:	10/18/2007
Operating Mode:	Amplifying input signal			
Notes:	PCS Band - GSM - Downlink			

Agilent 18:10:21 Oct 18, 2007

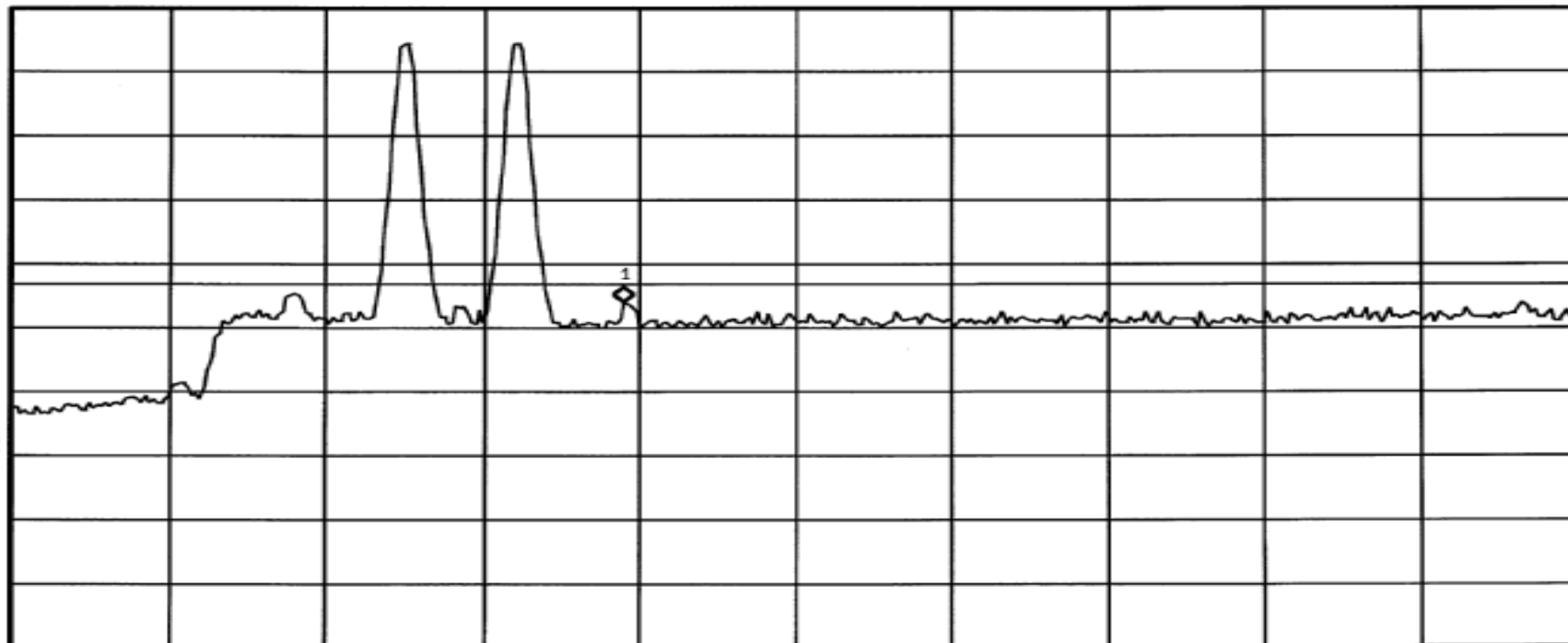
Mkr1 1.947300 GHz
-16.11 dBm

Ref 30 dBm

Atten 10 dB

Peak
Log
10
dB/
Offst
30
dB
DI
-13.0
dBm

V1 S2
S3 FC
AA



Start 1.92 GHz

#Res BW 300 kHz

#VBW 1 MHz

Stop 1.99 GHz

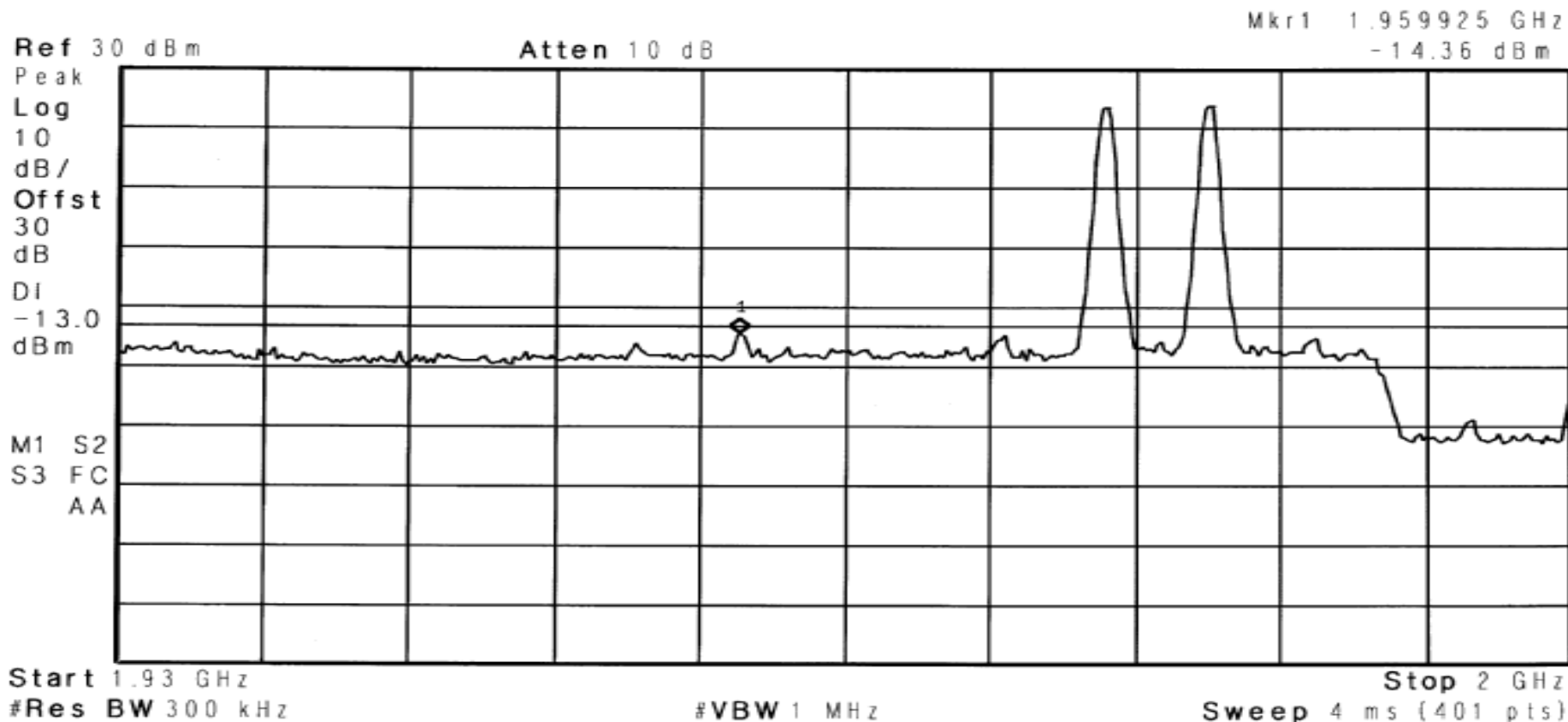
Sweep 4 ms (401 pts)

RETLIF TESTING LABORATORIES

EMISSIONS DATA SHEET

Test Method:	Inter-modulation Characteristics		
Customer:	Cellular Specialties, Inc.	Test Sample:	DSP II Dual Band Amplifier/Repeater
Model No:	DSP85-CP	Serial No:	DSP2D006
Test Specification:	FCC Part 2	Paragraph: 2.1047	Date:
Operating Mode:	Amplifying input signal		
Notes:	PCS Band - GSM - Downlink		
Job No:	R-4882N-1		Technician:
		M.Seamans	

✱ Agilent 17:54:03 Oct 18, 2007

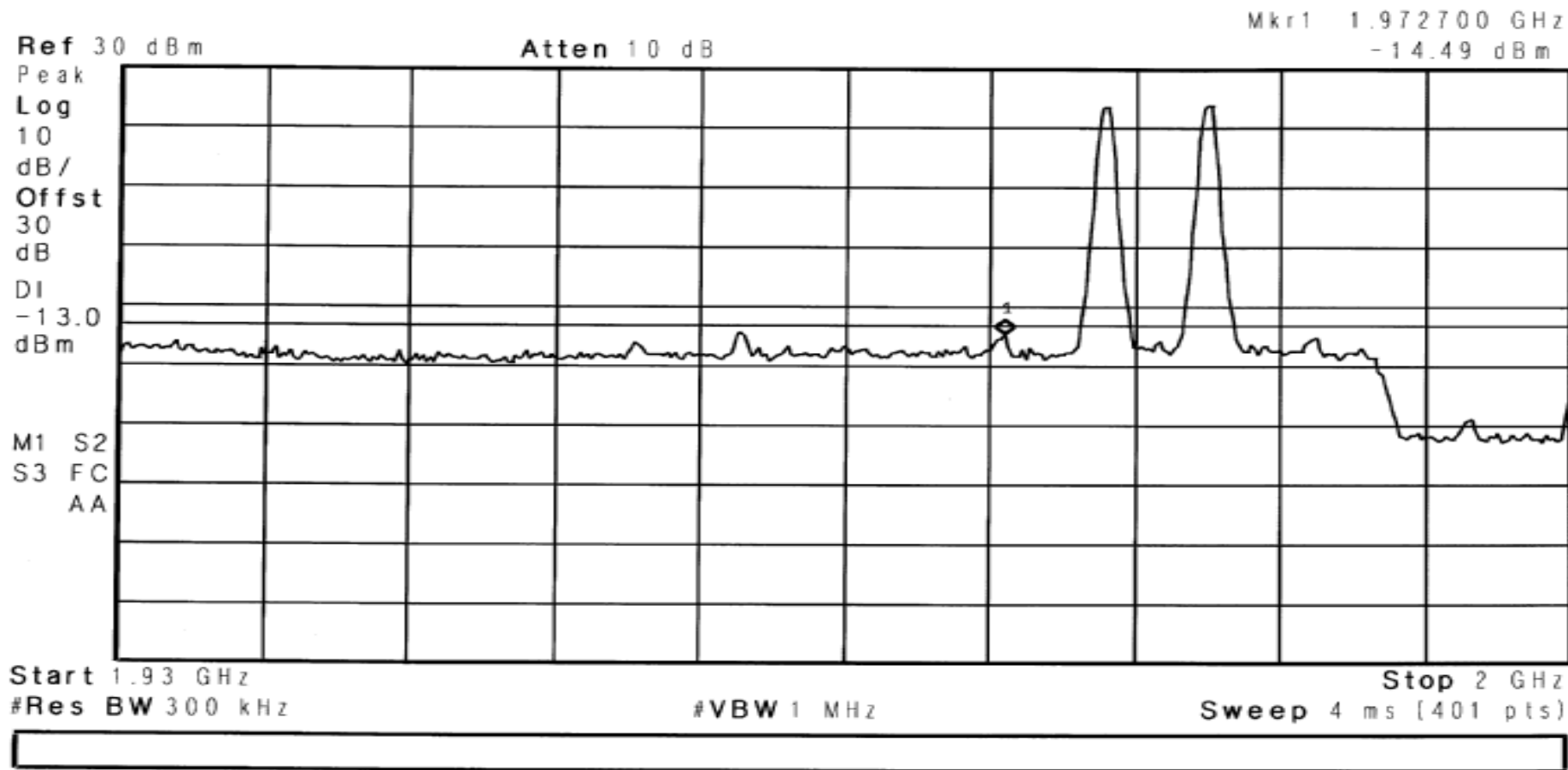


RETLIF TESTING LABORATORIES

EMISSIONS DATA SHEET

Test Method:	Inter-modulation Characteristics			
Customer:	Cellular Specialties, Inc.	Test Sample:	DSP II Dual Band Amplifier/Repeater	
Model No:	DSP85-CP	Serial No:	DSP2D006	
Test Specification:	FCC Part 2	Paragraph: 2.1047	Date:	10/18/2007
Operating Mode:	Amplifying input signal			
Notes:	PCS Band - GSM - Downlink			

Agilent 17:54:19 Oct 18, 2007

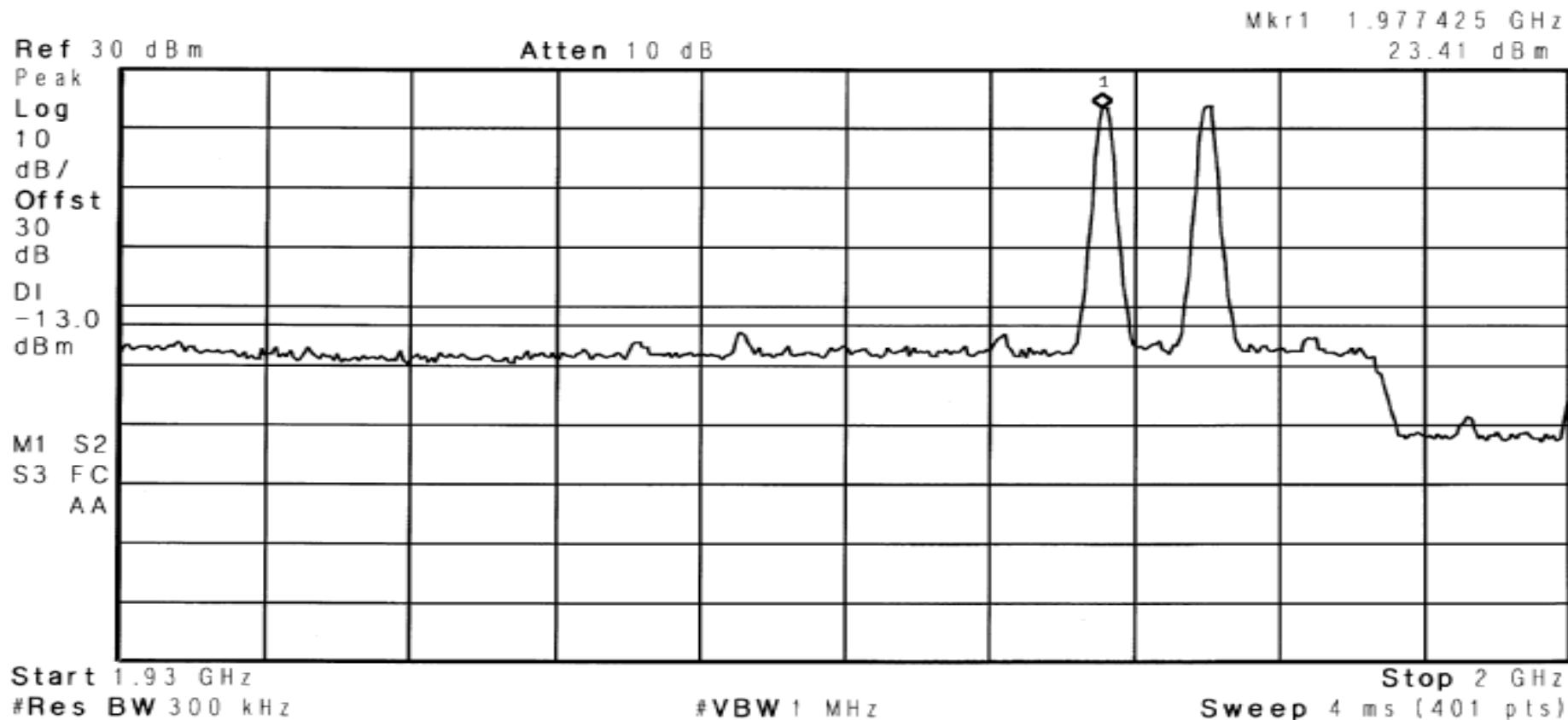


RETLIF TESTING LABORATORIES

EMISSIONS DATA SHEET

Test Method:	Inter-modulation Characteristics			
Customer:	Cellular Specialties, Inc.	Test Sample:	DSP II Dual Band Amplifier/Repeater	
Model No:	DSP85-CP	Serial No:	DSP2D006	
Test Specification:	FCC Part 2	Paragraph: 2.1047	Date:	10/18/2007
Operating Mode:	Amplifying input signal			
Notes:	PCS Band - GSM - Downlink			

Agilent 17:55:12 Oct 18, 2007

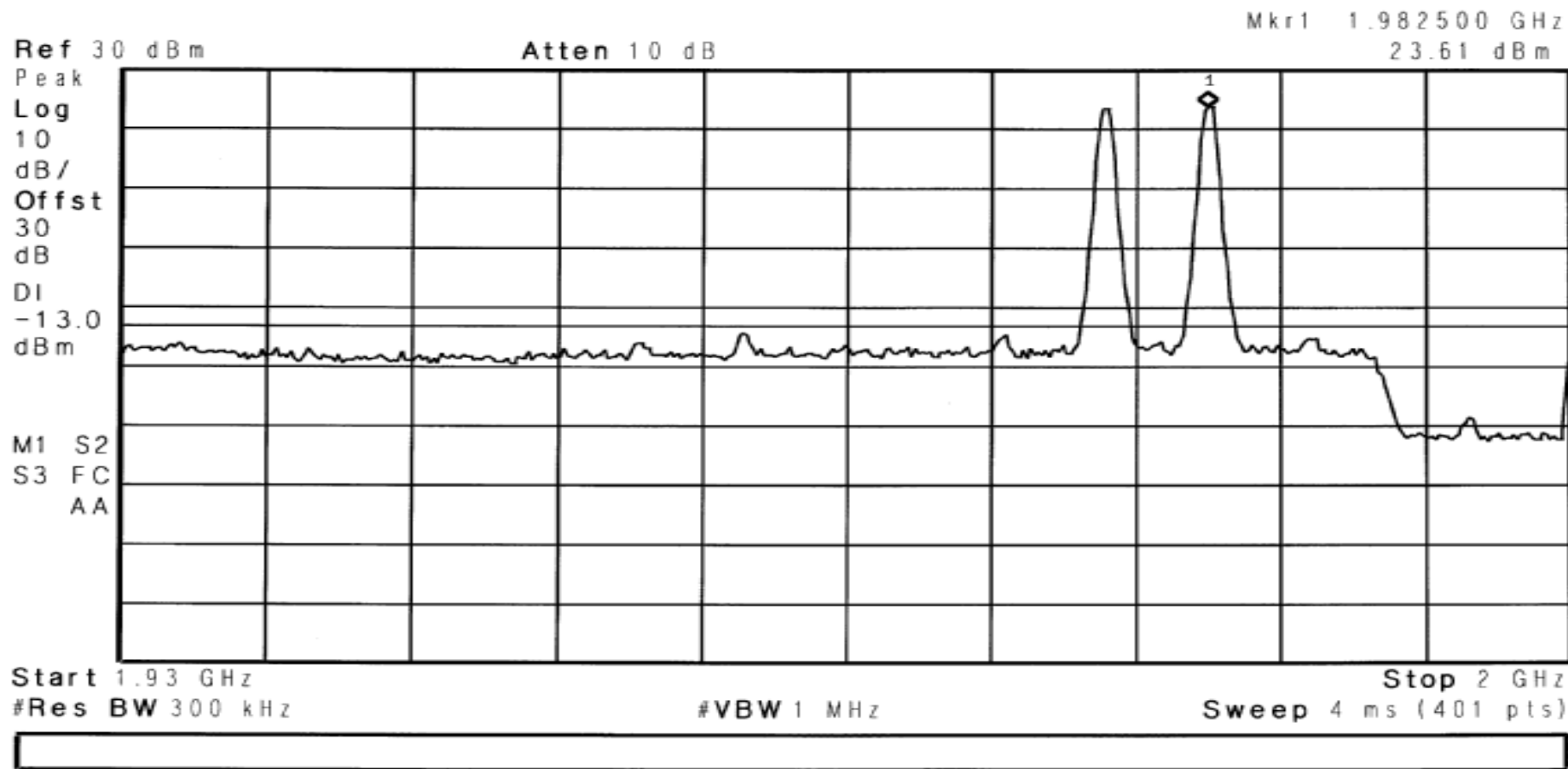


RETLIF TESTING LABORATORIES

EMISSIONS DATA SHEET

Test Method:	Inter-modulation Characteristics		
Customer:	Cellular Specialties, Inc.	Test Sample:	DSP II Dual Band Amplifier/Repeater
Model No:	DSP85-CP	Serial No:	DSP2D006
Test Specification:	FCC Part 2	Paragraph: 2.1047	Date:
Operating Mode:	Amplifying input signal		
Notes:	PCS Band - GSM - Downlink		
Job No:	R-4882N-1		Technician:
		M.Seamans	

Agilent 17:55:44 Oct 18, 2007

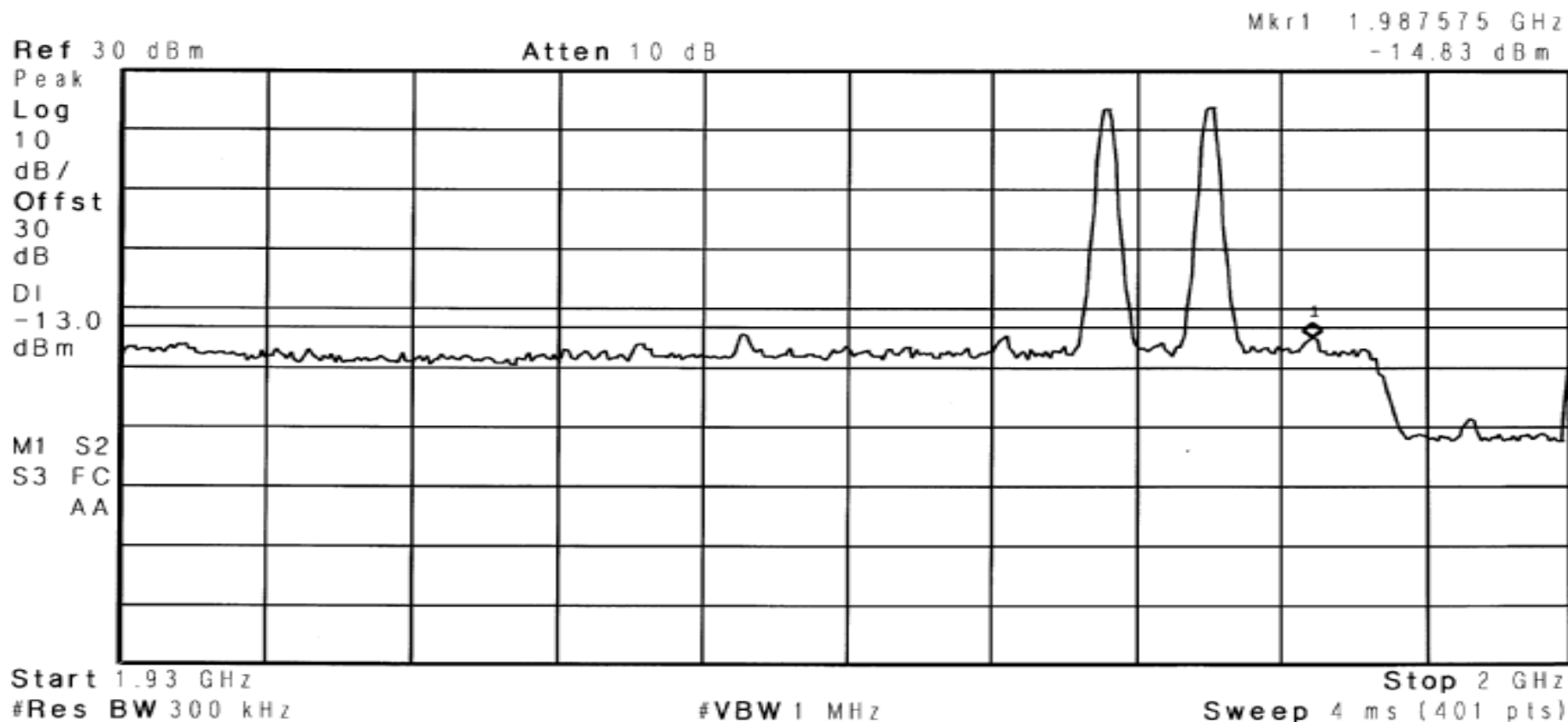


RETLIF TESTING LABORATORIES

EMISSIONS DATA SHEET

Test Method:	Inter-modulation Characteristics				
Customer:	Cellular Specialties, Inc.	Test Sample:	DSP II Dual Band Amplifier/Repeater	Job No:	R-4882N-1
Model No:	DSP85-CP	Serial No:	DSP2D006	Technician:	M.Seamans
Test Specification:	FCC Part 2	Paragraph:	2.1047	Date:	10/18/2007
Operating Mode:	Amplifying input signal				
Notes:	PCS Band - GSM - Downlink				

Agilent 17:56:15 Oct 18, 2007



RETLIF TESTING LABORATORIES

EMISSIONS DATA SHEET

Test Method:	Inter-modulation Characteristics			
Customer:	Cellular Specialties, Inc.	Test Sample:	DSP II Dual Band Amplifier/Repeater	
Model No:	DSP85-CP	Serial No:	DSP2D006	
Test Specification:	FCC Part 2	Paragraph: 2.1047	Date:	10/18/2007
Operating Mode:	Amplifying input signal			
Notes:	PCS Band - TDMA - Downlink			

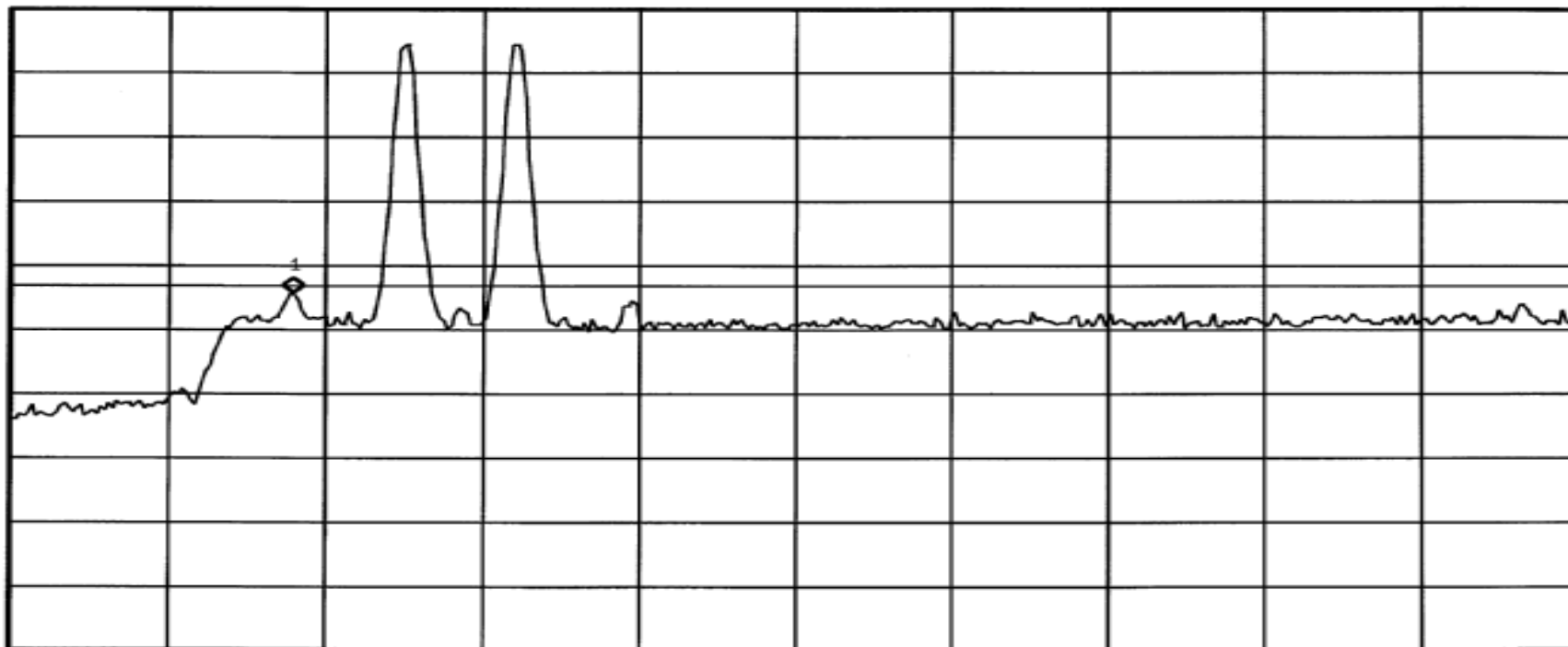
Agilent 18:13:20 Oct 18, 2007

Mkr1 1.932600 GHz
-14.29 dBm

Ref 30 dBm

Atten 10 dB

Peak
Log
10
dB/
Offst
30
dB
DI
-13.0
dBm
M1 - S2
S3 FC
AA



Start 1.92 GHz

#Res BW 300 kHz

#VBW 1 MHz

Stop 1.99 GHz

Sweep 4 ms (401 pts)

RETLIF TESTING LABORATORIES

EMISSIONS DATA SHEET

Test Method:	Inter-modulation Characteristics		
Customer:	Cellular Specialties, Inc.	Test Sample:	DSP II Dual Band Amplifier/Repeater
Model No:	DSP85-CP	Serial No:	DSP2D006
Test Specification:	FCC Part 2	Paragraph: 2.1047	Date:
Operating Mode:	Amplifying input signal		
Notes:	PCS Band - TDMA - Downlink		
Job No:	R-4882N-1		Technician:
			M.Seamans

Agilent 18:13:30 Oct 18, 2007

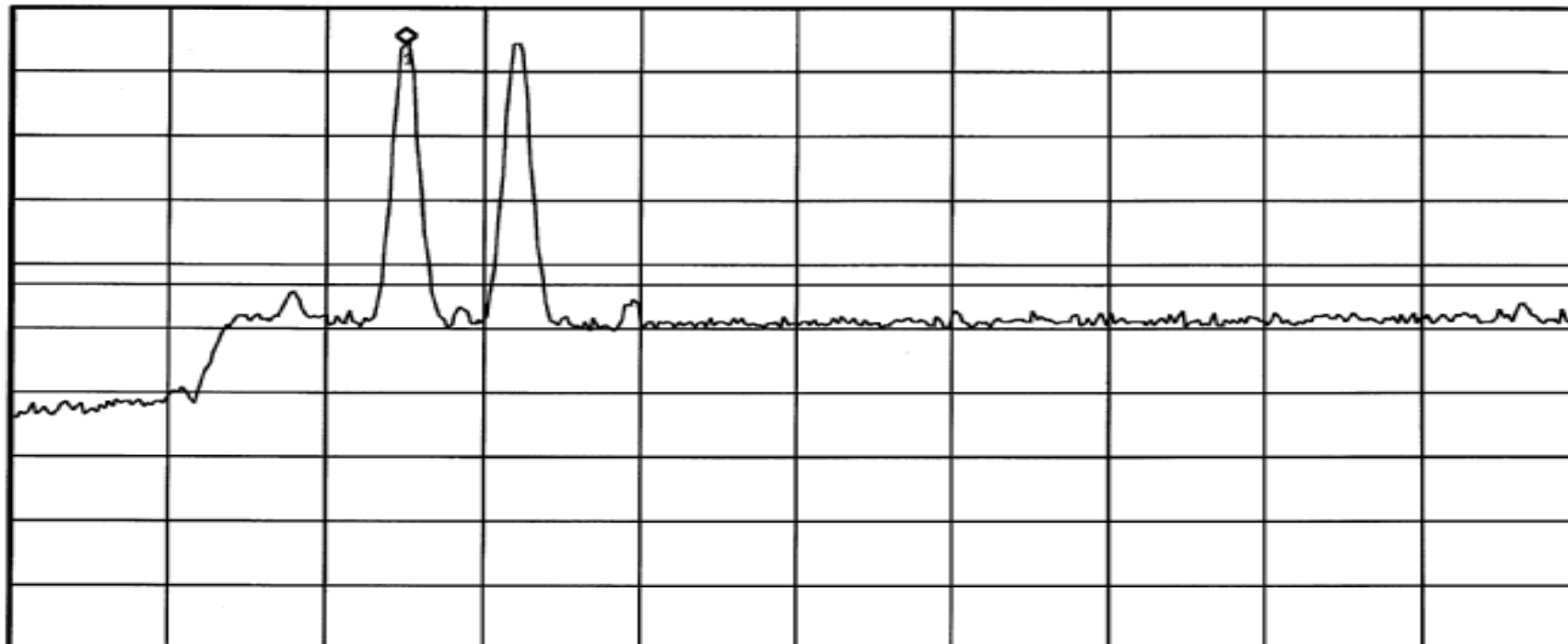
Mkr1 1.937500 GHz
24.2 dBm

Ref 30 dBm

Atten 10 dB

Peak
Log
10
dB/
Offst
30
dB
DI
-13.0
dBm

M1 - S2
S3 FC
AA



Start 1.92 GHz

#Res BW 300 kHz

#VBW 1 MHz

Stop 1.99 GHz

Sweep 4 ms (401 pts)

RETLIF TESTING LABORATORIES

EMISSIONS DATA SHEET

Test Method:	Inter-modulation Characteristics		
Customer:	Cellular Specialties, Inc.	Test Sample:	DSP II Dual Band Amplifier/Repeater
Model No:	DSP85-CP	Serial No:	DSP2D006
Test Specification:	FCC Part 2	Paragraph: 2.1047	Date:
Operating Mode:	Amplifying input signal		
Notes:	PCS Band - TDMA - Downlink		
Job No:	R-4882N-1		Technician:
			M.Seamans

Agilent 18:14:21 Oct 18, 2007

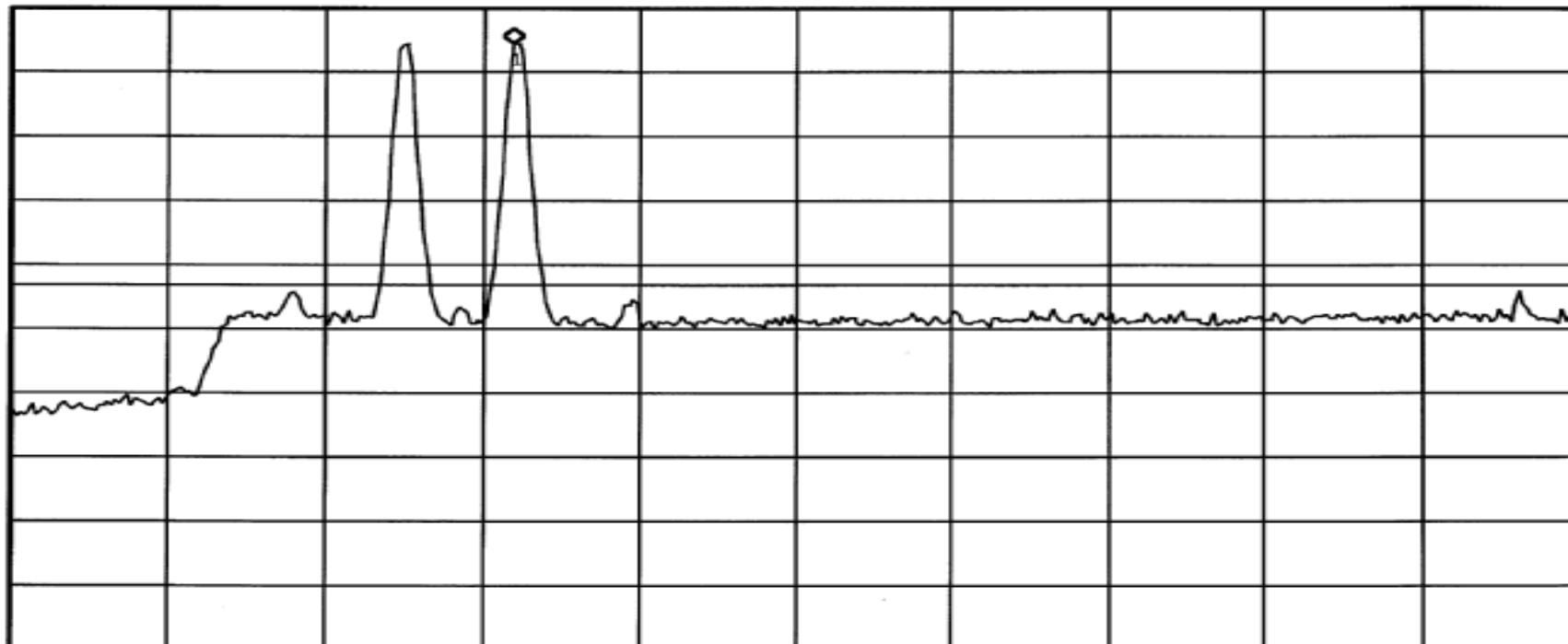
Mkr1 1.942400 GHz
24.39 dBm

Ref 30 dBm

Atten 10 dB

Peak
Log
10
dB/
Offst
30
dB
DI
-13.0
dBm

M1 - S2
S3 FC
AA



Start 1.92 GHz

#Res BW 300 kHz

#VBW 1 MHz

Stop 1.99 GHz

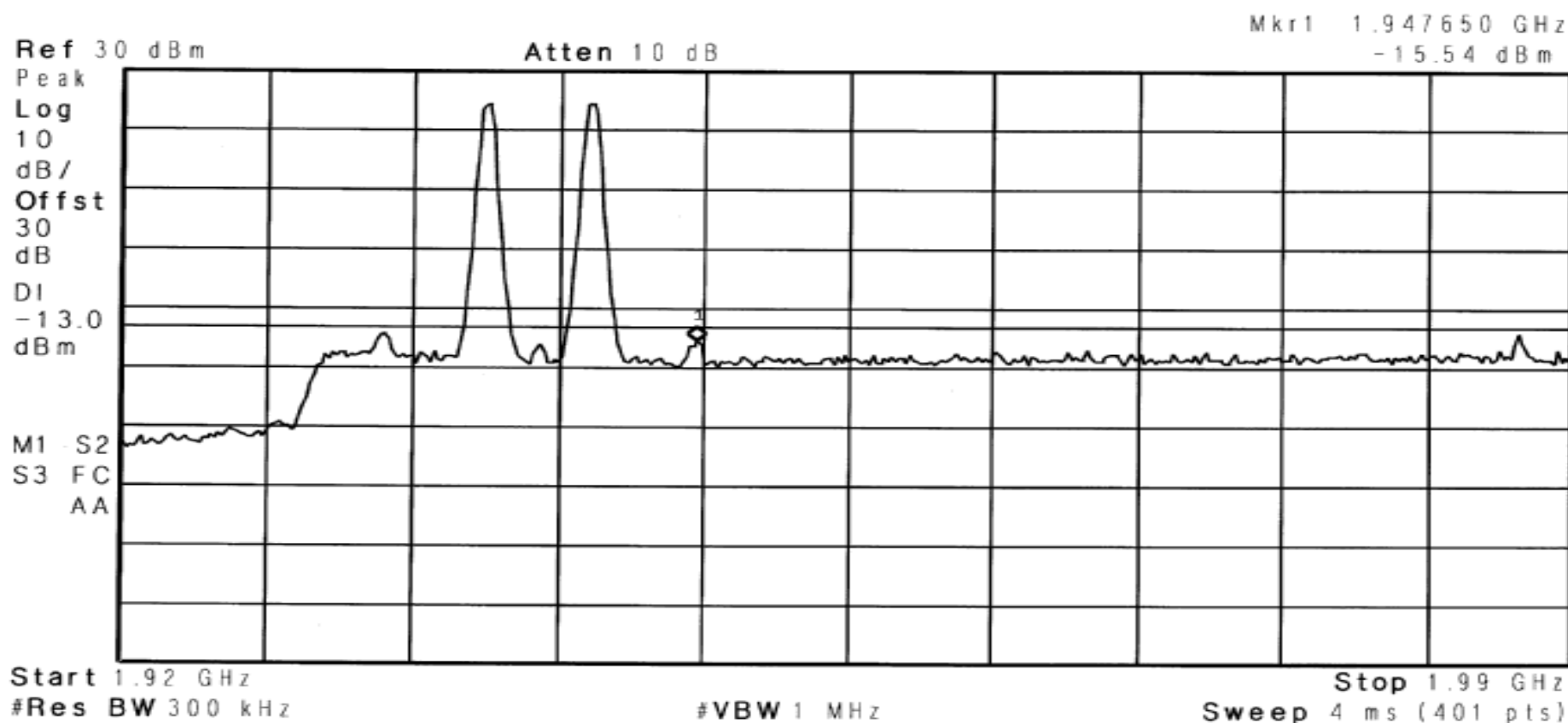
Sweep 4 ms (401 pts)

RETLIF TESTING LABORATORIES

EMISSIONS DATA SHEET

Test Method:	Inter-modulation Characteristics		
Customer:	Cellular Specialties, Inc.	Test Sample:	DSP II Dual Band Amplifier/Repeater
Model No:	DSP85-CP	Serial No:	DSP2D006
Test Specification:	FCC Part 2	Paragraph: 2.1047	Date:
Operating Mode:	Amplifying input signal		
Notes:	PCS Band - TDMA - Downlink		
Job No:	R-4882N-1		Technician:
		M.Seamans	

✱ Agilent 18:14:59 Oct 18, 2007



RETLIF TESTING LABORATORIES

EMISSIONS DATA SHEET

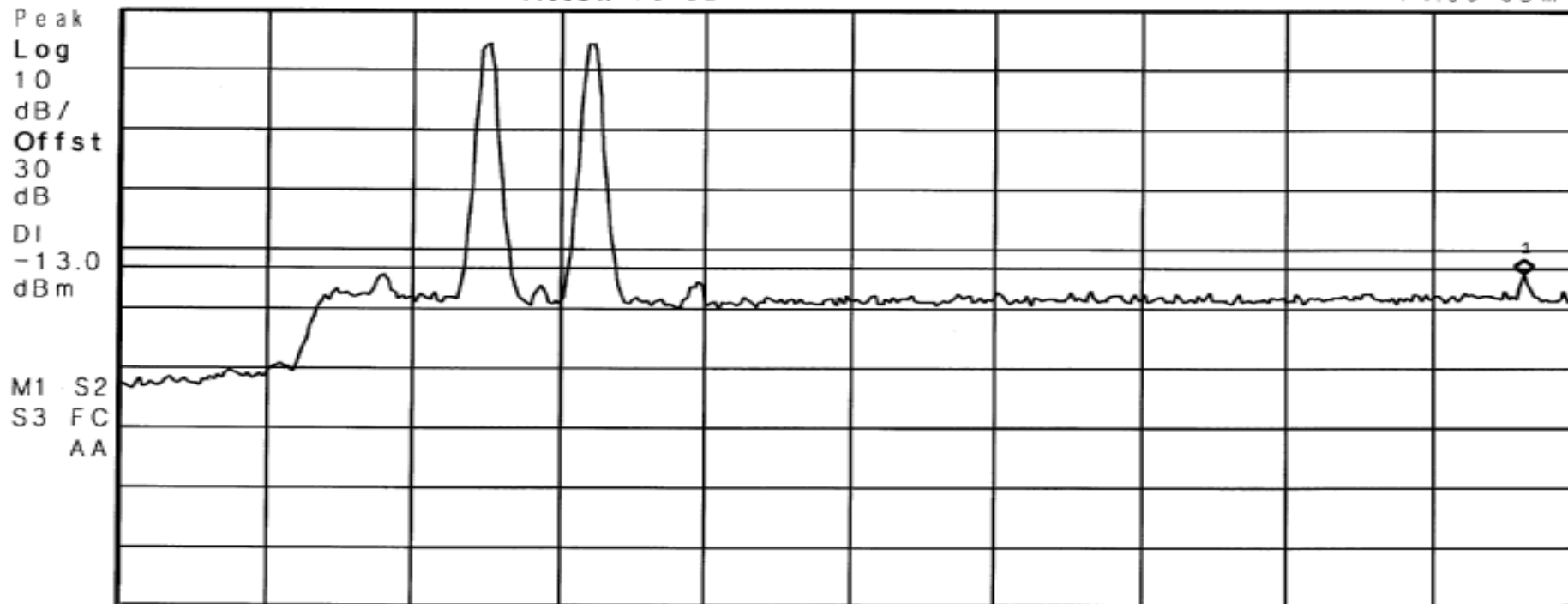
Test Method:	Inter-modulation Characteristics			
Customer:	Cellular Specialties, Inc.	Test Sample:	DSP II Dual Band Amplifier/Repeater	
Model No:	DSP85-CP	Serial No:	DSP2D006	
Test Specification:	FCC Part 2	Paragraph: 2.1047	Date:	10/18/2007
Operating Mode:	Amplifying input signal			
Notes:	PCS Band - TDMA - Downlink			

Agilent 18:15:50 Oct 18, 2007

Mkr1 1.987375 GHz
-14.06 dBm

Ref 30 dBm

Atten 10 dB



Start 1.92 GHz

#Res BW 300 kHz

#VBW 1 MHz

Stop 1.99 GHz

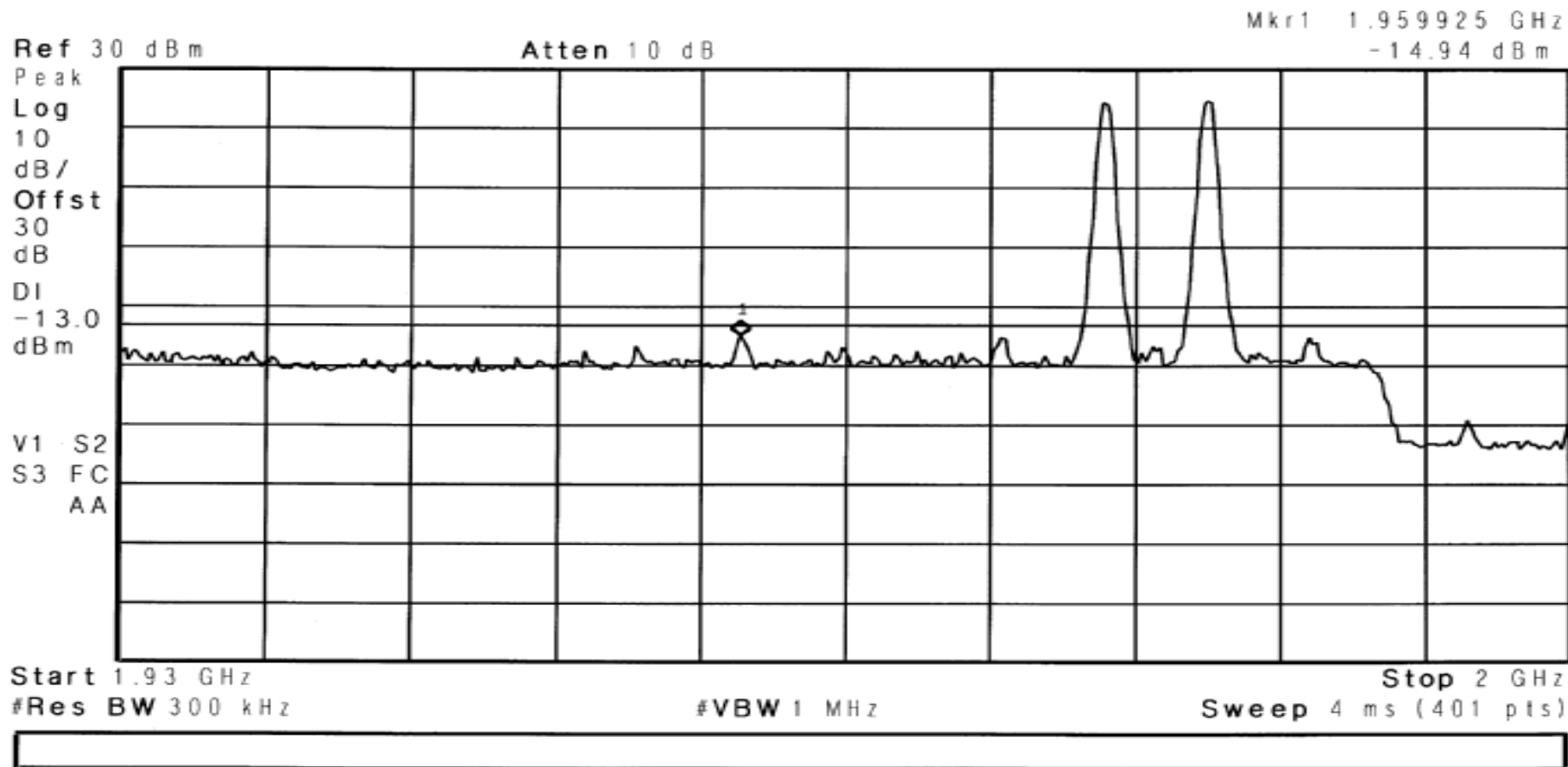
Sweep 4 ms (401 pts)

RETLIF TESTING LABORATORIES

EMISSIONS DATA SHEET

Test Method:	Inter-modulation Characteristics			
Customer:	Cellular Specialties, Inc.	Test Sample:	DSP II Dual Band Amplifier/Repeater	
Model No:	DSP85-CP	Serial No:	DSP2D006	
Test Specification:	FCC Part 2	Paragraph: 2.1047	Date:	10/18/2007
Operating Mode:	Amplifying input signal			
Notes:	PCS Band - TDMA - Downlink			

Agilent 18:21:10 Oct 18, 2007

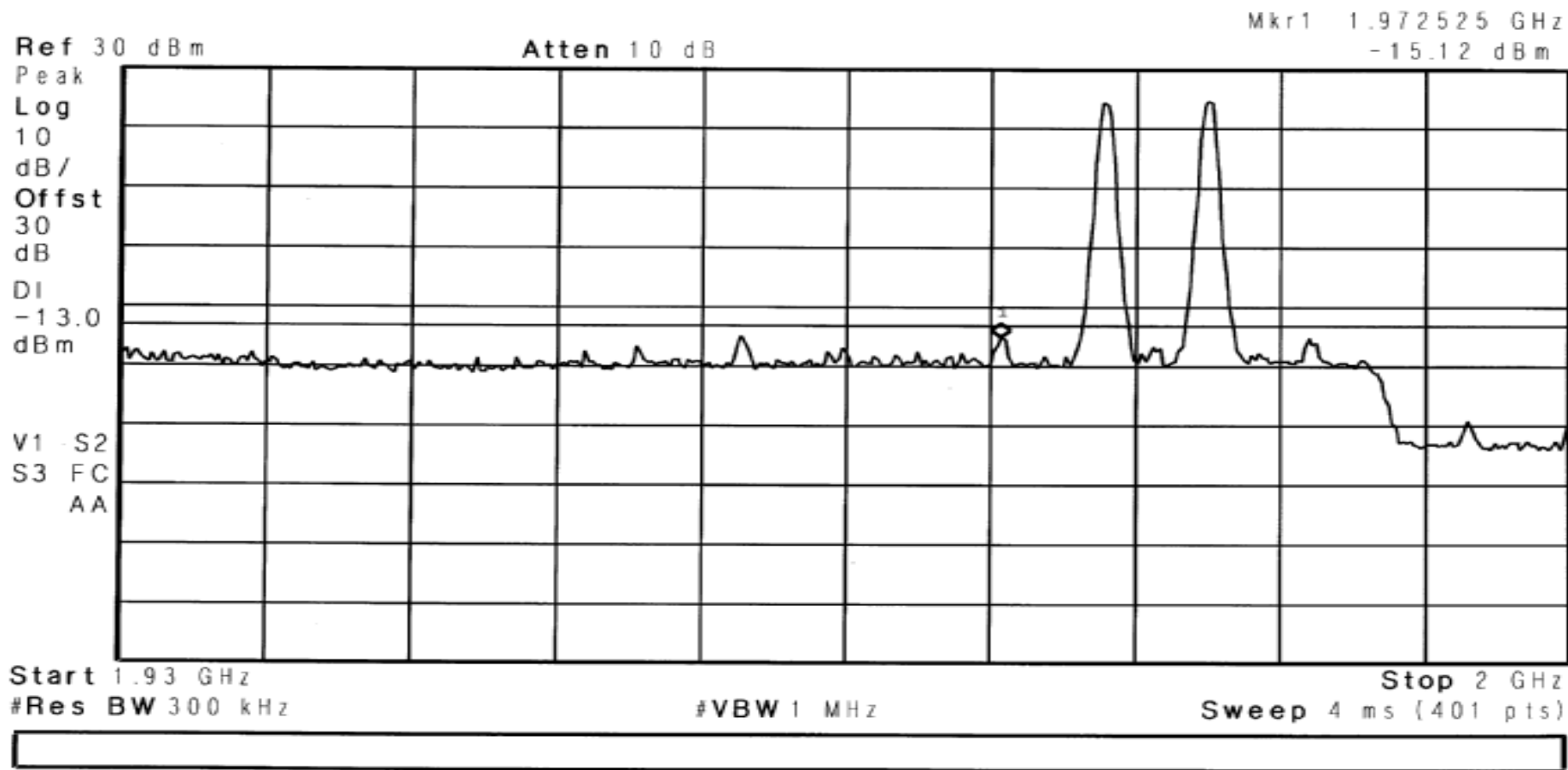


RETLIF TESTING LABORATORIES

EMISSIONS DATA SHEET

Test Method:	Inter-modulation Characteristics			
Customer:	Cellular Specialties, Inc.	Test Sample:	DSP II Dual Band Amplifier/Repeater	
Model No:	DSP85-CP	Serial No:	DSP2D006	
Test Specification:	FCC Part 2	Paragraph: 2.1047	Date:	10/18/2007
Operating Mode:	Amplifying input signal			
Notes:	PCS Band - TDMA - Downlink			

Agilent 18:22:05 Oct 18, 2007

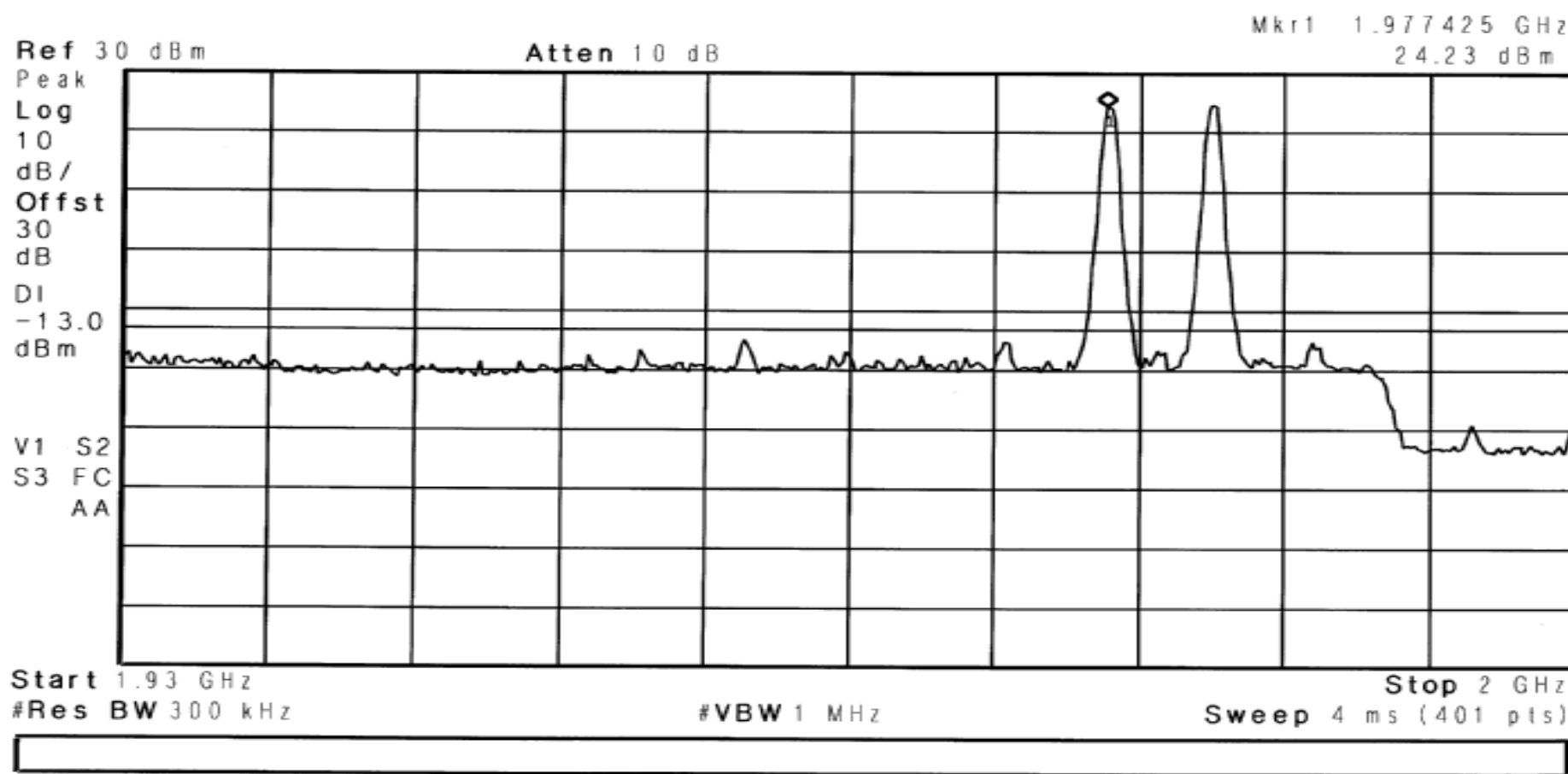


RETLIF TESTING LABORATORIES

EMISSIONS DATA SHEET

Test Method:	Inter-modulation Characteristics			
Customer:	Cellular Specialties, Inc.	Test Sample:	DSP II Dual Band Amplifier/Repeater	
Model No:	DSP85-CP	Serial No:	DSP2D006	
Test Specification:	FCC Part 2	Paragraph:	2.1047	
Operating Mode:	Amplifying input signal			
Notes:	PCS Band - TDMA - Downlink			
Job No:	R-4882N-1		Technician:	M.Seamans
Date:	10/18/2007			

Agilent 18:23:27 Oct 18, 2007

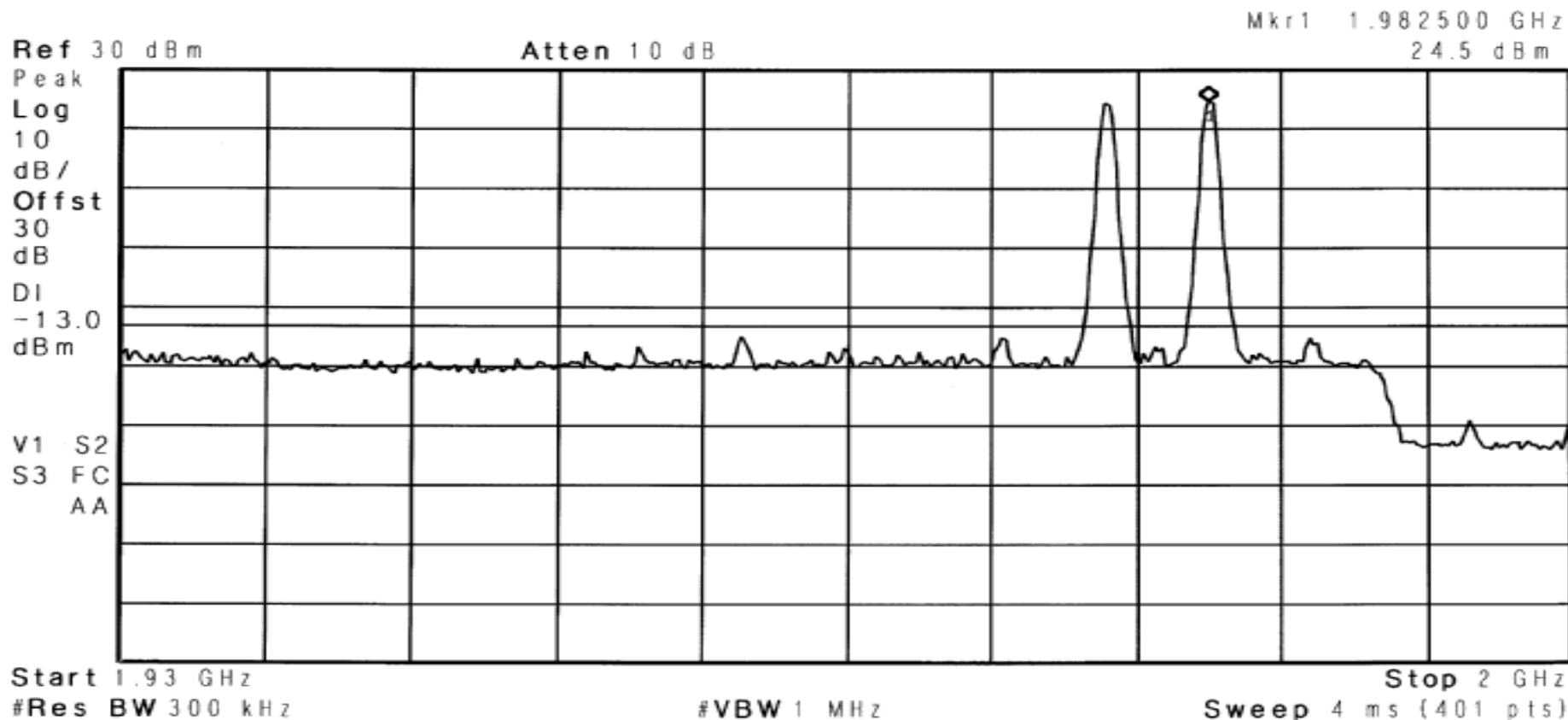


RETLIF TESTING LABORATORIES

EMISSIONS DATA SHEET

Test Method:	Inter-modulation Characteristics			
Customer:	Cellular Specialties, Inc.	Test Sample:	DSP II Dual Band Amplifier/Repeater	
Model No:	DSP85-CP	Serial No:	DSP2D006	
Test Specification:	FCC Part 2	Paragraph:	2.1047	
Operating Mode:	Amplifying input signal			
Notes:	PCS Band - TDMA - Downlink			
Job No:	R-4882N-1		Technician:	M.Seamans
Date:	10/18/2007			

Agilent 18:24:17 Oct 18, 2007

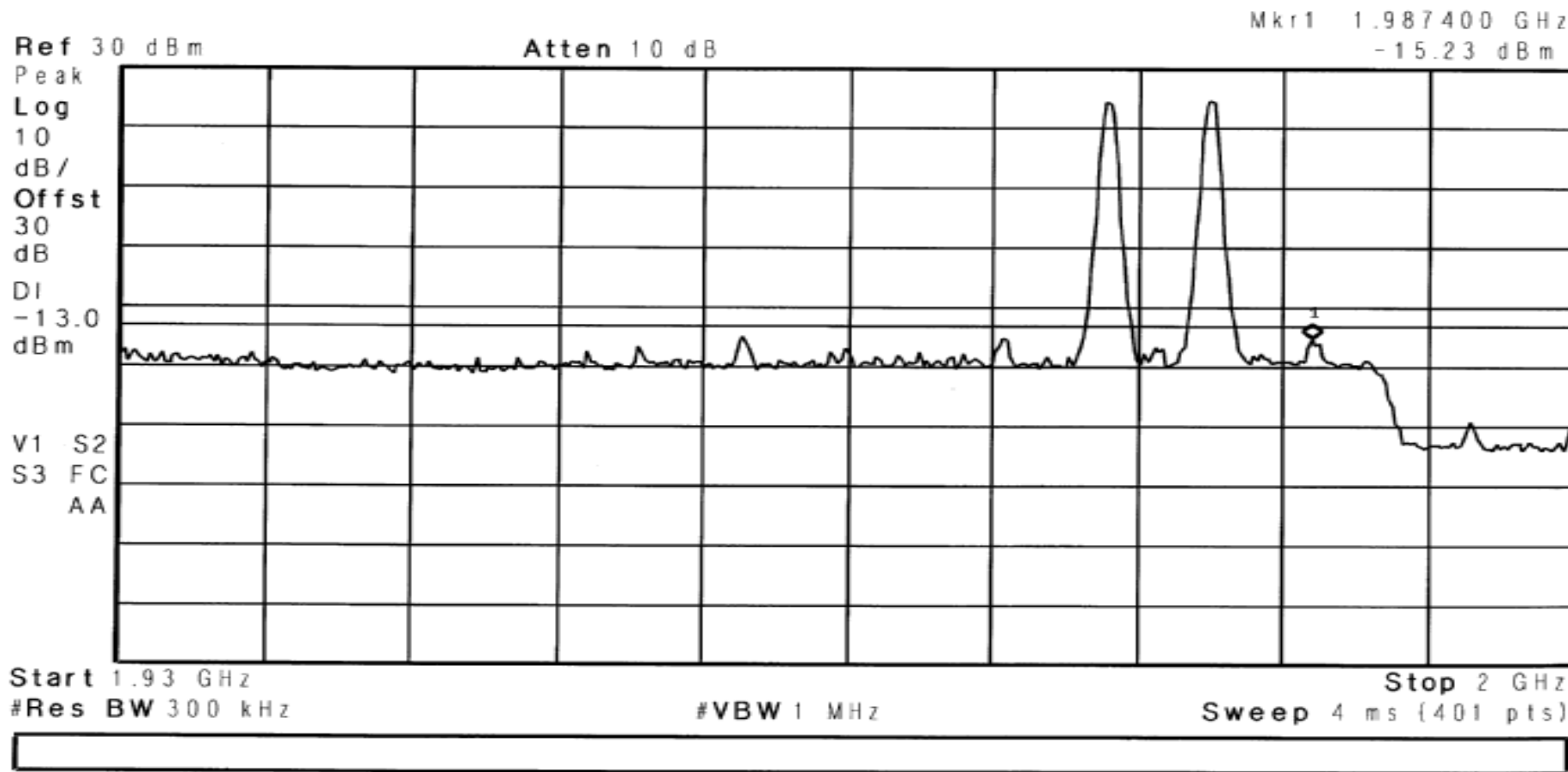


RETLIF TESTING LABORATORIES

EMISSIONS DATA SHEET

Test Method:	Inter-modulation Characteristics		
Customer:	Cellular Specialties, Inc.	Test Sample:	DSP II Dual Band Amplifier/Repeater
Model No:	DSP85-CP	Serial No:	DSP2D006
Test Specification:	FCC Part 2	Paragraph: 2.1047	Date:
Operating Mode:	Amplifying input signal		
Notes:	PCS Band - TDMA - Downlink		
Job No:	R-4882N-1		Technician:
		M.Seamans	

* Agilent 18:24:26 Oct 18, 2007



RETLIF TESTING LABORATORIES

EMISSIONS DATA SHEET

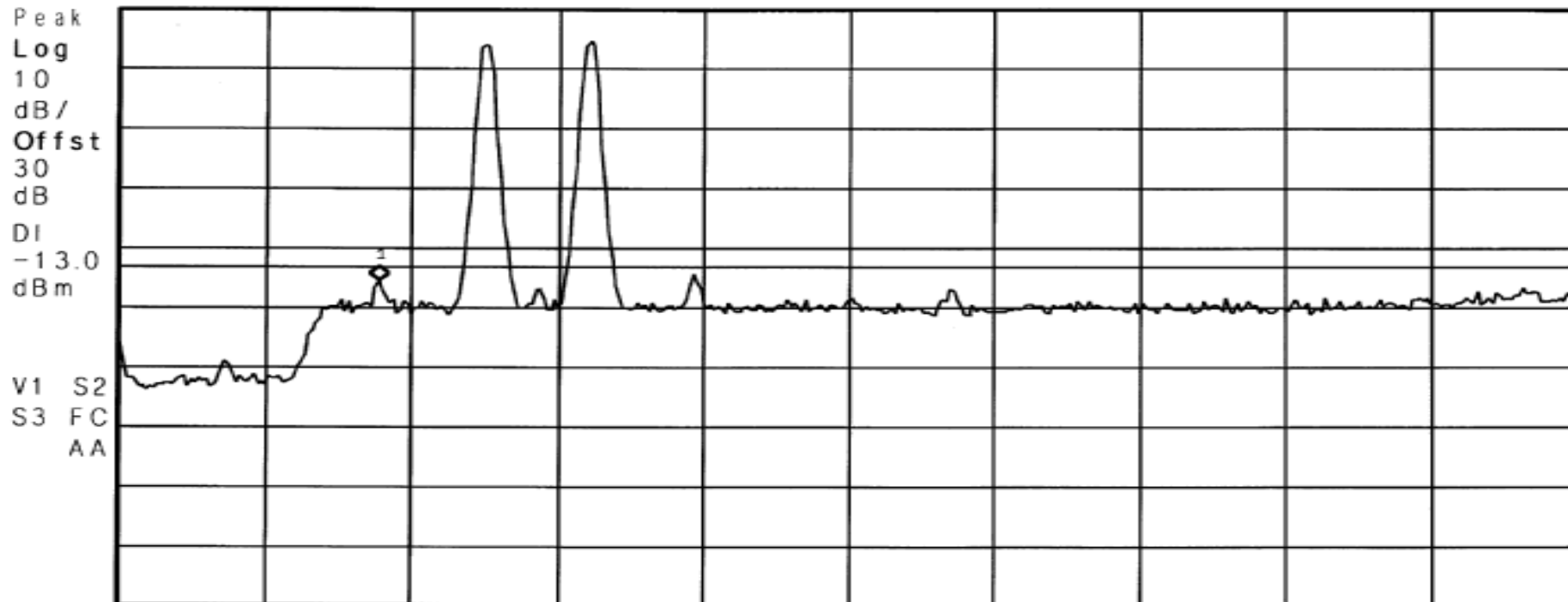
Test Method:	Inter-modulation Characteristics		
Customer:	Cellular Specialties, Inc.	Test Sample:	DSP II Dual Band Amplifier/Repeater
Model No:	DSP85-CP	Serial No:	DSP2D006
Test Specification:	FCC Part 2	Paragraph: 2.1047	Date:
Operating Mode:	Amplifying input signal		
Notes:	PCS Band - TDMA - Uplink		
Job No:	R-4882N-1		Technician:
			M.Seamans

Agilent 18:41:11 Oct 18, 2007

Mkr1 1.852425 GHz
-15.44 dBm

Ref 30 dBm

Atten 10 dB



Start 1.84 GHz

#Res BW 300 kHz

#VBW 1 MHz

Stop 1.91 GHz

Sweep 4 ms (401 pts)

RETLIF TESTING LABORATORIES

EMISSIONS DATA SHEET

Test Method:	Inter-modulation Characteristics		
Customer:	Cellular Specialties, Inc.	Test Sample:	DSP II Dual Band Amplifier/Repeater
Model No:	DSP85-CP	Serial No:	DSP2D006
Test Specification:	FCC Part 2	Paragraph: 2.1047	Date:
Operating Mode:	Amplifying input signal		
Notes:	PCS Band - TDMA - Uplink		
Job No:	R-4882N-1		Technician:
		M.Seamans	

Agilent 18:42:12 Oct 18, 2007

Mkr1 1.857500 GHz
24.06 dBm

Ref 30 dBm

Atten 10 dB



Start 1.84 GHz

#Res BW 300 kHz

#VBW 1 MHz

Stop 1.91 GHz

Sweep 4 ms (401 pts)

RETLIF TESTING LABORATORIES

EMISSIONS DATA SHEET

Test Method:	Inter-modulation Characteristics			
Customer:	Cellular Specialties, Inc.	Test Sample:	DSP II Dual Band Amplifier/Repeater	
Model No:	DSP85-CP	Serial No:	DSP2D006	
Test Specification:	FCC Part 2	Paragraph: 2.1047	Date:	10/18/2007
Operating Mode:	Amplifying input signal			
Notes:	PCS Band - TDMA - Uplink			

Agilent 18:42:27 Oct 18, 2007

Mkr1 1.862575 GHz
24.62 dBm

Ref 30 dBm

Atten 10 dB

Peak
Log
10
dB/
Offst
30
dB
DI
-13.0
dBm

V1 S2
S3 FC
AA



Start 1.84 GHz

#Res BW 300 kHz

#VBW 1 MHz

Stop 1.91 GHz

Sweep 4 ms (401 pts)

RETLIF TESTING LABORATORIES

EMISSIONS DATA SHEET

Test Method:	Inter-modulation Characteristics			
Customer:	Cellular Specialties, Inc.	Test Sample:	DSP II Dual Band Amplifier/Repeater	
Model No:	DSP85-CP	Serial No:	DSP2D006	
Test Specification:	FCC Part 2	Paragraph: 2.1047	Date:	10/18/2007
Operating Mode:	Amplifying input signal			
Notes:	PCS Band - TDMA - Uplink			

Agilent 18:43:14 Oct 18, 2007

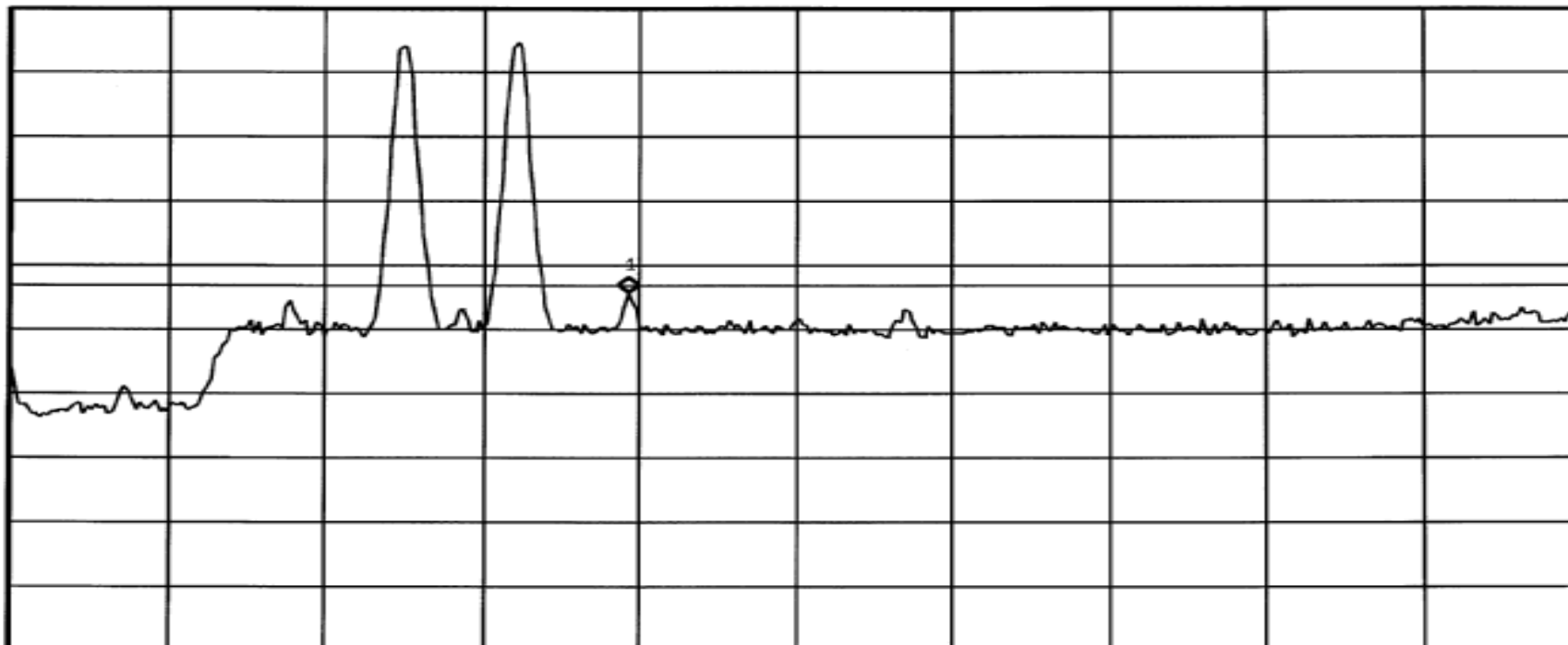
Mkr1 1.867475 GHz
-14.42 dBm

Ref 30 dBm

Atten 10 dB

Peak
Log
10
dB/
Offst
30
dB
DI
-13.0
dBm

V1 S2
S3 FC
AA



Start 1.84 GHz

#Res BW 300 kHz

#VBW 1 MHz

Stop 1.91 GHz

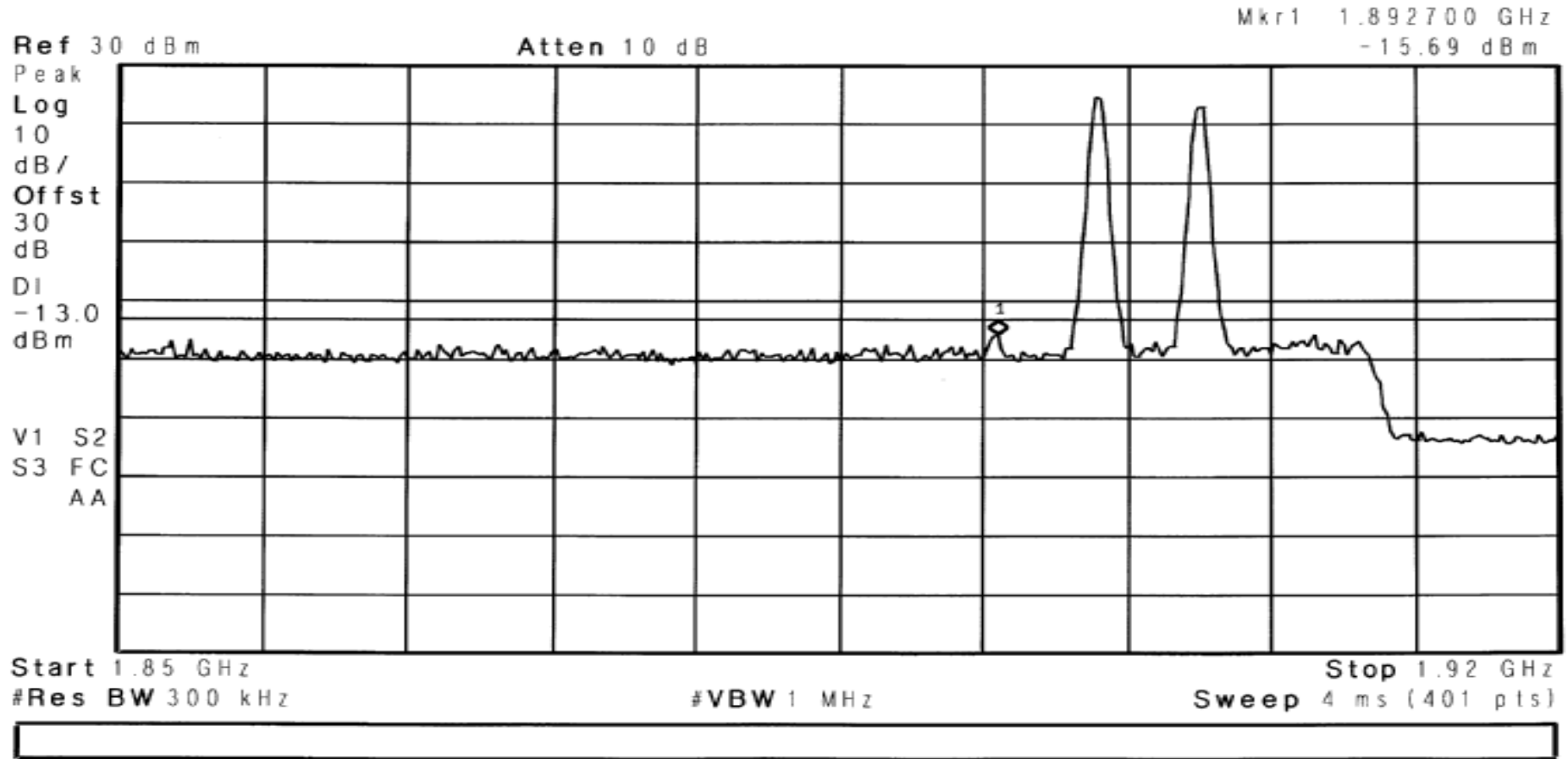
Sweep 4 ms (401 pts)

RETLIF TESTING LABORATORIES

EMISSIONS DATA SHEET

Test Method:	Inter-modulation Characteristics			
Customer:	Cellular Specialties, Inc.	Test Sample:	DSP II Dual Band Amplifier/Repeater	
Model No:	DSP85-CP	Serial No:	DSP2D006	
Test Specification:	FCC Part 2	Paragraph: 2.1047	Date:	10/18/2007
Operating Mode:	Amplifying input signal			
Notes:	PCS Band - TDMA - Uplink			

Agilent 18:55:39 Oct 18, 2007

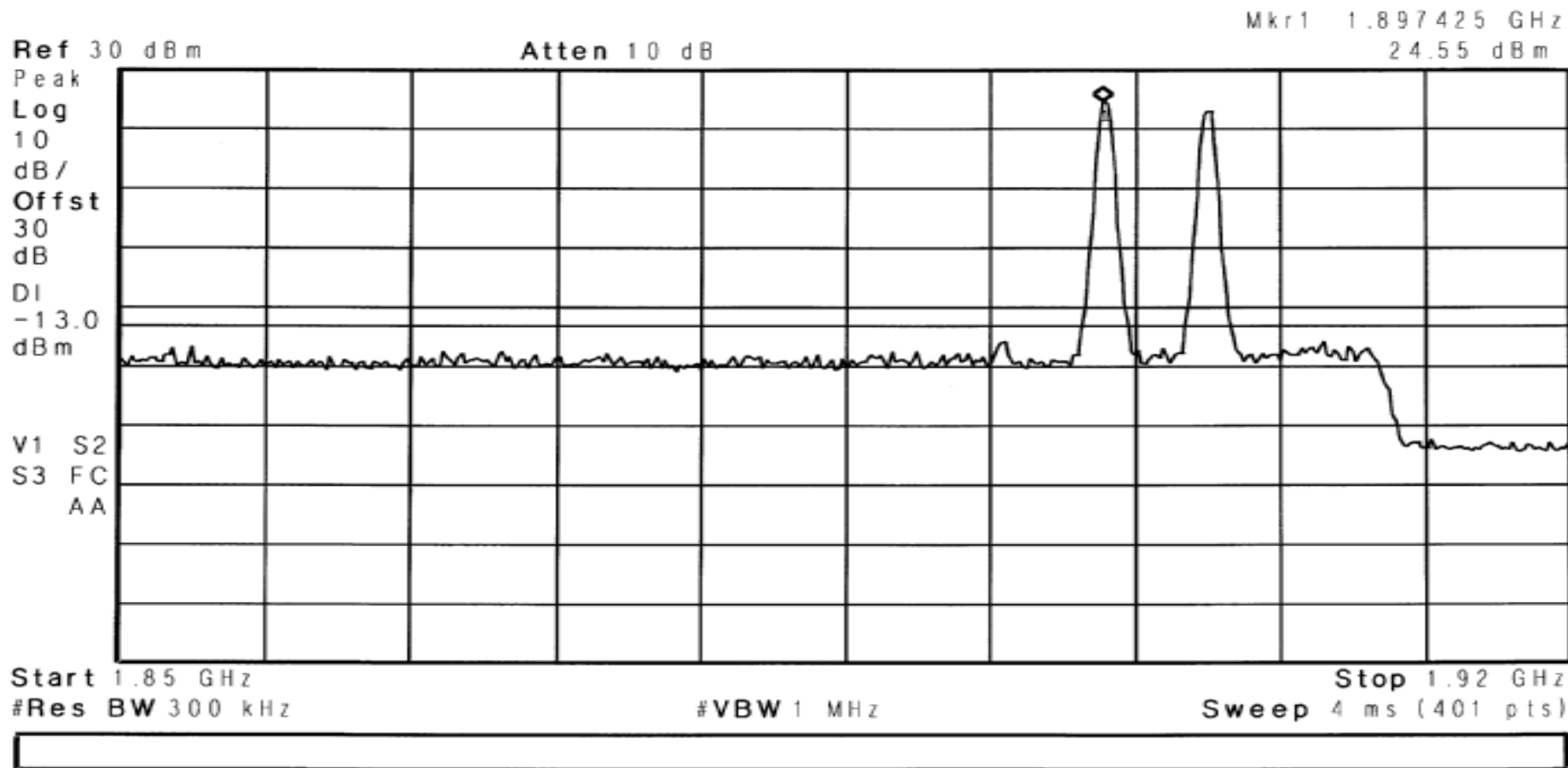


RETLIF TESTING LABORATORIES

EMISSIONS DATA SHEET

Test Method:	Inter-modulation Characteristics				
Customer:	Cellular Specialties, Inc.	Test Sample:	DSP II Dual Band Amplifier/Repeater	Job No:	R-4882N-1
Model No:	DSP85-CP	Serial No:	DSP2D006	Technician:	M.Seamans
Test Specification:	FCC Part 2	Paragraph: 2.1047	Date:	10/18/2007	
Operating Mode:	Amplifying input signal				
Notes:	PCS Band - TDMA - Uplink				

Agilent 18:56:29 Oct 18, 2007



RETLIF TESTING LABORATORIES

EMISSIONS DATA SHEET

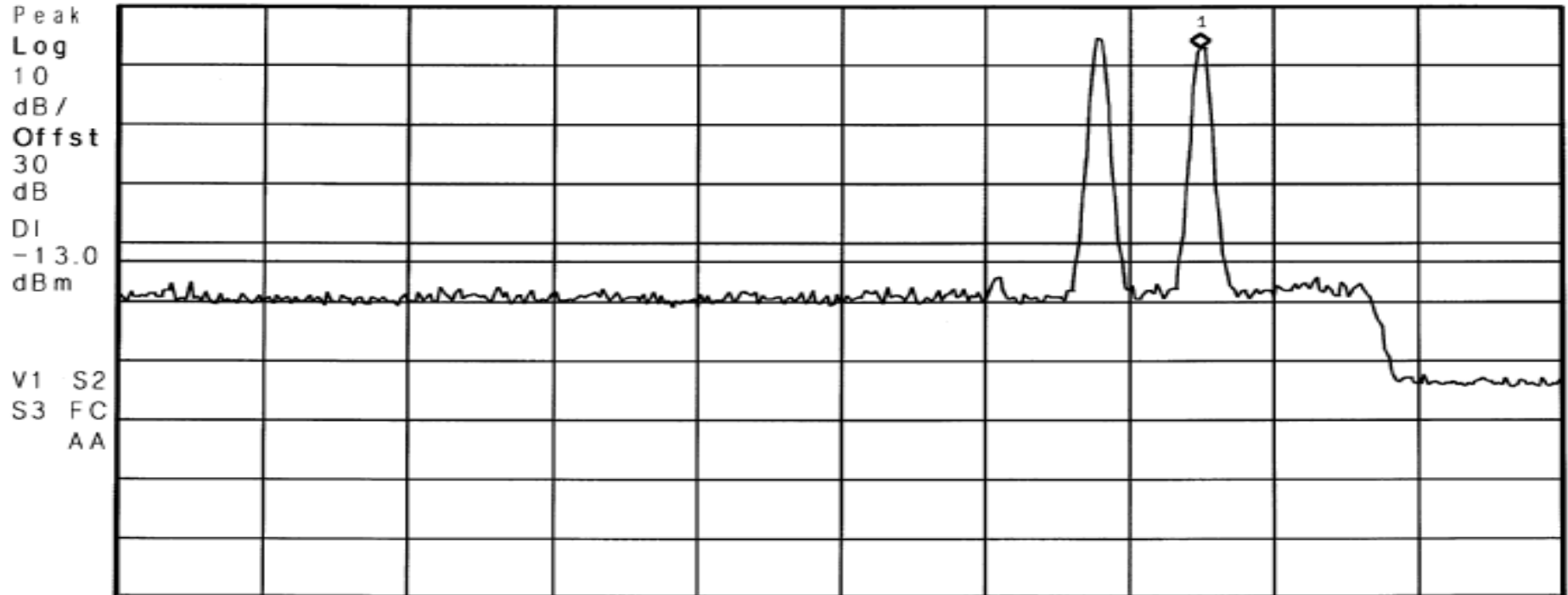
Test Method:	Inter-modulation Characteristics		
Customer:	Cellular Specialties, Inc.	Test Sample:	DSP II Dual Band Amplifier/Repeater
Model No:	DSP85-CP	Serial No:	DSP2D006
Test Specification:	FCC Part 2	Paragraph: 2.1047	Date:
Operating Mode:	Amplifying input signal		
Notes:	PCS Band - TDMA - Uplink		
Job No:	R-4882N-1		Technician:
		M.Seamans	

Agilent 18:56:39 Oct 18, 2007

Mkr1 1.902500 GHz
22.98 dBm

Ref 30 dBm

Atten 10 dB



Start 1.85 GHz

#Res BW 300 kHz

#VBW 1 MHz

Stop 1.92 GHz

Sweep 4 ms (401 pts)

RETLIF TESTING LABORATORIES

EMISSIONS DATA SHEET

Test Method:	Inter-modulation Characteristics		
Customer:	Cellular Specialties, Inc.	Test Sample:	DSP II Dual Band Amplifier/Repeater
Model No:	DSP85-CP	Serial No:	DSP2D006
Test Specification:	FCC Part 2	Paragraph: 2.1047	Date:
Operating Mode:	Amplifying input signal		
Notes:	PCS Band - TDMA - Uplink		
Job No:	R-4882N-1		Technician:
		M.Seamans	

Agilent 18:57:30 Oct 18, 2007

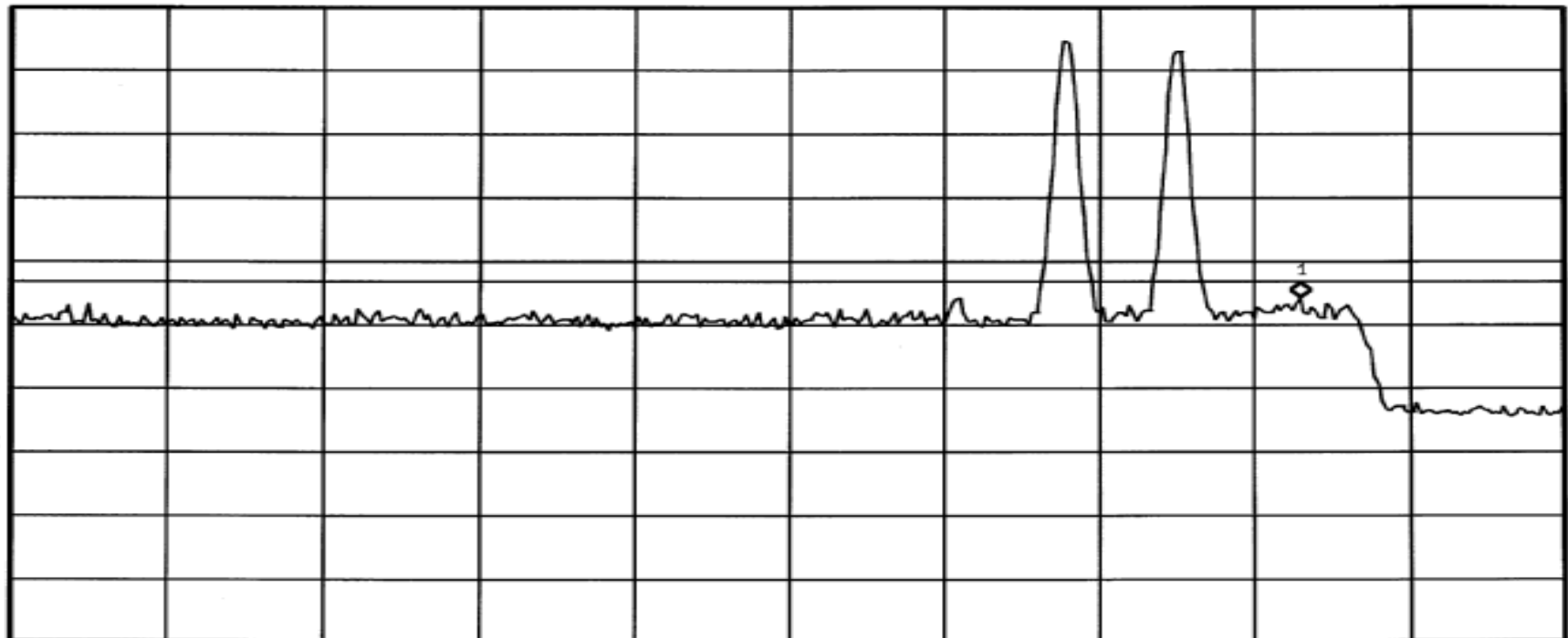
Mkr1 1.908100 GHz
-15.6 dBm

Ref 30 dBm

Atten 10 dB

Peak
Log
10
dB/
Offst
30
dB
DI
-13.0
dBm

V1 S2
S3 FC
AA



Start 1.85 GHz

#Res BW 300 kHz

#VBW 1 MHz

Stop 1.92 GHz

Sweep 4 ms (401 pts)

RETLIF TESTING LABORATORIES

EMISSIONS DATA SHEET

Test Method:	Inter-modulation Characteristics		
Customer:	Cellular Specialties, Inc.	Test Sample:	DSP II Dual Band Amplifier/Repeater
Model No:	DSP85-CP	Serial No:	DSP2D006
Test Specification:	FCC Part 2	Paragraph: 2.1047	Date:
Operating Mode:	Amplifying input signal		
Notes:	PCS Band - CDMA - Downlink		
Job No:	R-4882N-1		Technician:
		M.Seamans	

✱ Agilent 09:13:49 Oct 19, 2007

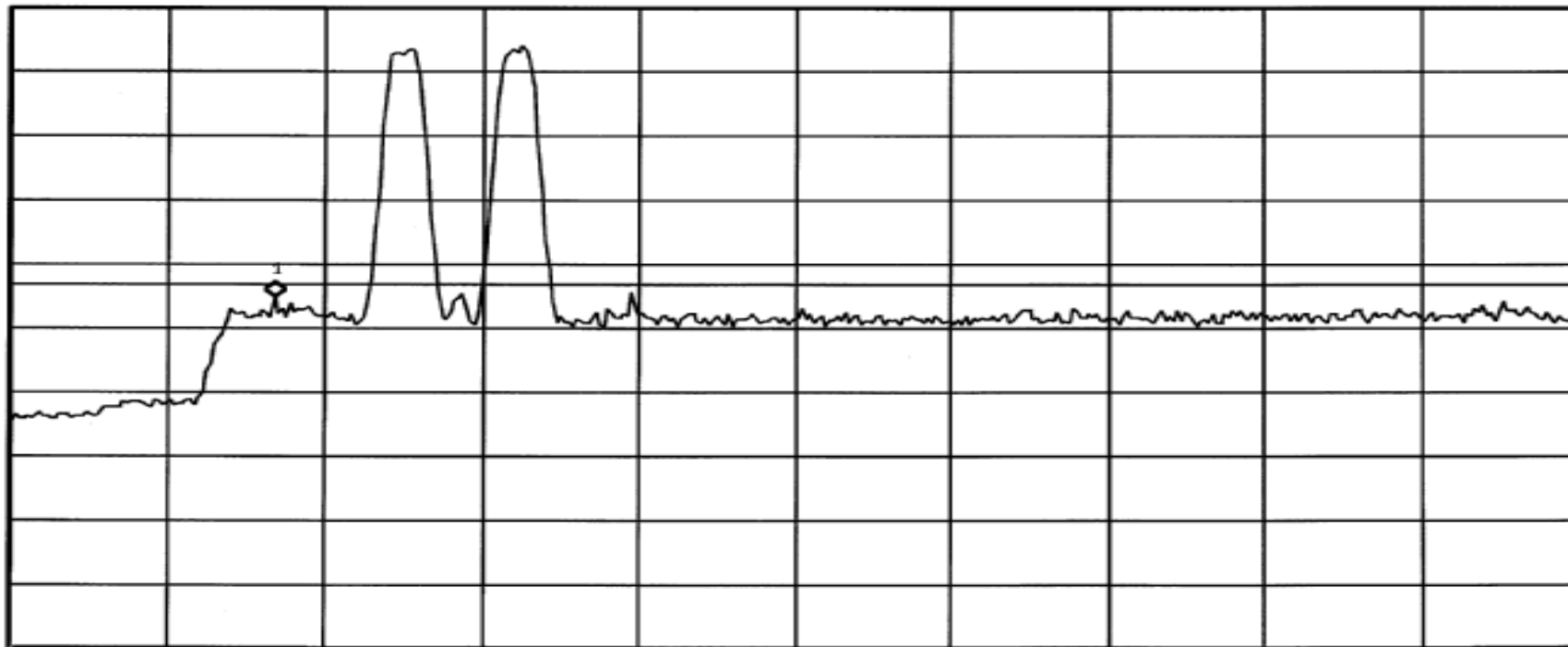
Mkr1 1.931725 GHz
-15.09 dBm

Ref 30 dBm

Atten 10 dB

Peak
Log
10
dB/
Offst
30
dB
DI
-13.0
dBm

V1 S2
S3 FC
AA



Start 1.92 GHz

#Res BW 300 kHz

#VBW 1 MHz

Stop 1.99 GHz

Sweep 4 ms (401 pts)

RETLIF TESTING LABORATORIES

EMISSIONS DATA SHEET

Test Method:	Inter-modulation Characteristics			
Customer:	Cellular Specialties, Inc.	Test Sample:	DSP II Dual Band Amplifier/Repeater	
Model No:	DSP85-CP	Serial No:	DSP2D006	
Test Specification:	FCC Part 2	Paragraph: 2.1047	Date:	10/18/2007
Operating Mode:	Amplifying input signal			
Notes:	PCS Band - CDMA - Downlink			

Agilent 09:14:02 Oct 19, 2007

Mkr1 1.937850 GHz
23.37 dBm

Ref 30 dBm

Atten 10 dB



Start 1.92 GHz

#Res BW 300 kHz

#VBW 1 MHz

Stop 1.99 GHz

Sweep 4 ms (401 pts)

RETLIF TESTING LABORATORIES

EMISSIONS DATA SHEET

Test Method:	Inter-modulation Characteristics			
Customer:	Cellular Specialties, Inc.	Test Sample:	DSP II Dual Band Amplifier/Repeater	
Model No:	DSP85-CP	Serial No:	DSP2D006	
Test Specification:	FCC Part 2	Paragraph:	2.1047	
Operating Mode:	Amplifying input signal			
Notes:	PCS Band - CDMA - Downlink			
Job No:	R-4882N-1		Technician:	M.Seamans
Date:	10/18/2007			

Agilent 09:14:16 Oct 19, 2007

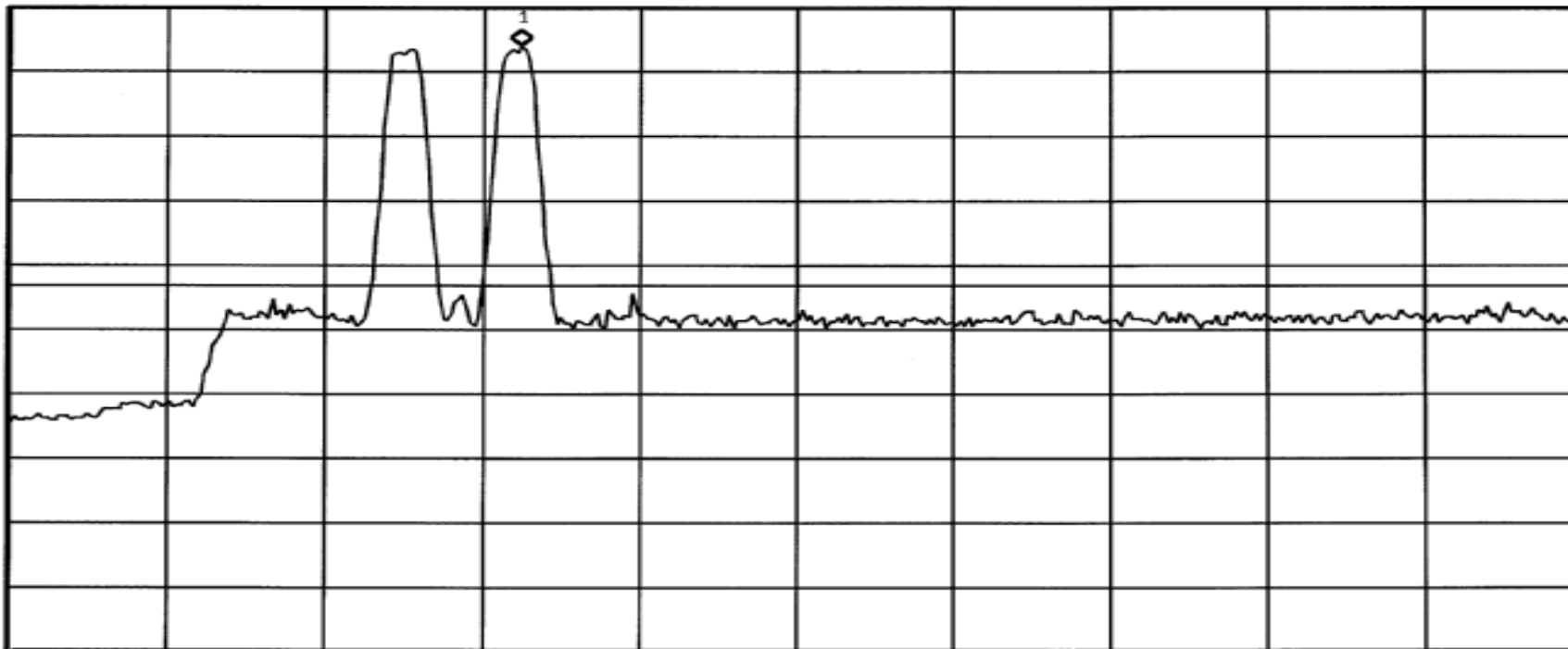
Mkr1 1.942750 GHz
23.92 dBm

Ref 30 dBm

Atten 10 dB

Peak
Log
10
dB/
Offst
30
dB
DI
-13.0
dBm

V1 S2
S3 FC
AA



Start 1.92 GHz

#Res BW 300 kHz

#VBW 1 MHz

Stop 1.99 GHz

Sweep 4 ms (401 pts)

RETLIF TESTING LABORATORIES

EMISSIONS DATA SHEET

Test Method:	Inter-modulation Characteristics		
Customer:	Cellular Specialties, Inc.	Test Sample:	DSP II Dual Band Amplifier/Repeater
Model No:	DSP85-CP	Serial No:	DSP2D006
Test Specification:	FCC Part 2	Paragraph: 2.1047	Date:
Operating Mode:	Amplifying input signal		
Notes:	PCS Band - CDMA - Downlink		
Job No:	R-4882N-1		Technician:
		M.Seamans	

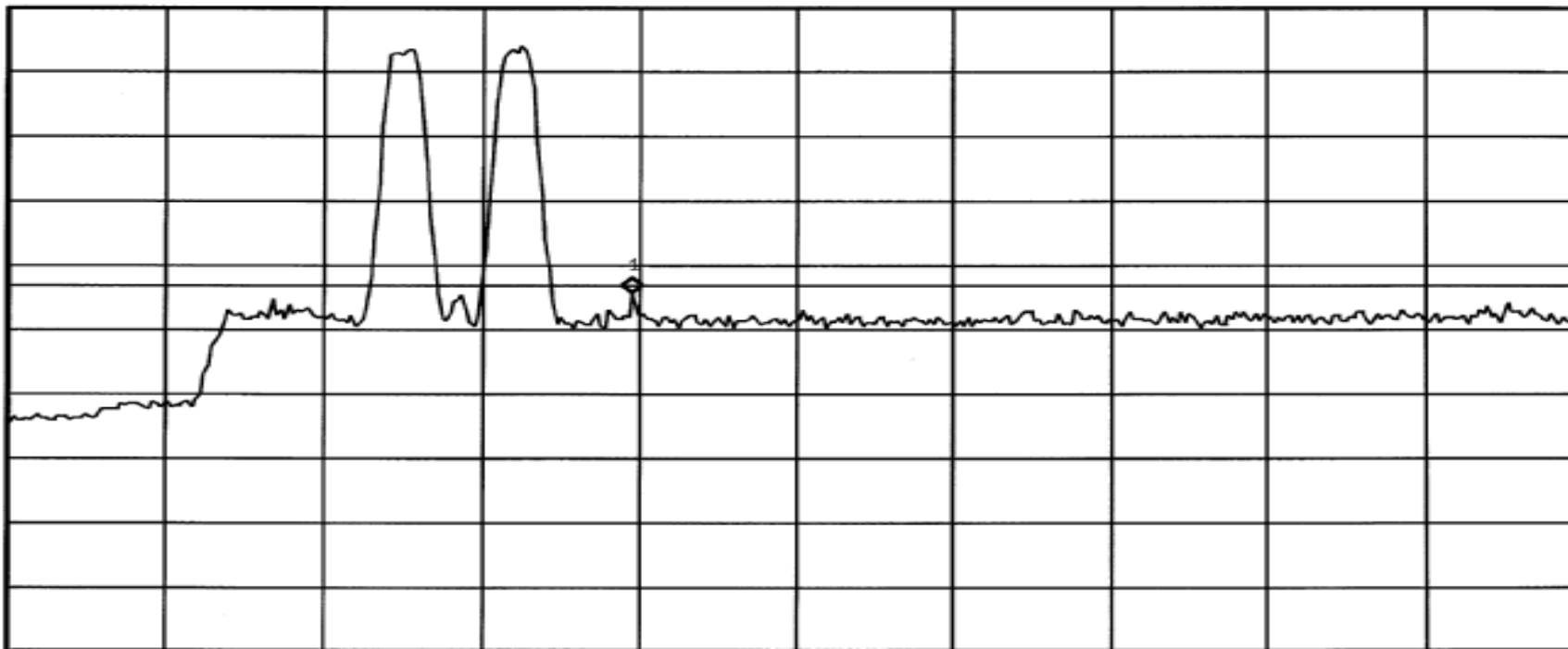
Agilent 09:14:43 Oct 19, 2007

Mkr1 1.947650 GHz
-14.3 dBm

Ref 30 dBm

Atten 10 dB

Peak
Log
10
dB/
Offst
30
dB
DI
-13.0
dBm
V1 S2
S3 FC
AA



Start 1.92 GHz

Stop 1.99 GHz

#Res BW 300 kHz

#VBW 1 MHz

Sweep 4 ms (401 pts)

RETLIF TESTING LABORATORIES

EMISSIONS DATA SHEET

Test Method:	Inter-modulation Characteristics		
Customer:	Cellular Specialties, Inc.	Test Sample:	DSP II Dual Band Amplifier/Repeater
Model No:	DSP85-CP	Serial No:	DSP2D006
Test Specification:	FCC Part 2	Paragraph:	2.1047
Operating Mode:	Amplifying input signal		
Notes:	PCS Band - CDMA - Downlink		
Job No:	R-4882N-1	Technician:	M.Seamans
Date:	10/18/2007		

Agilent 09:17:32 Oct 19, 2007

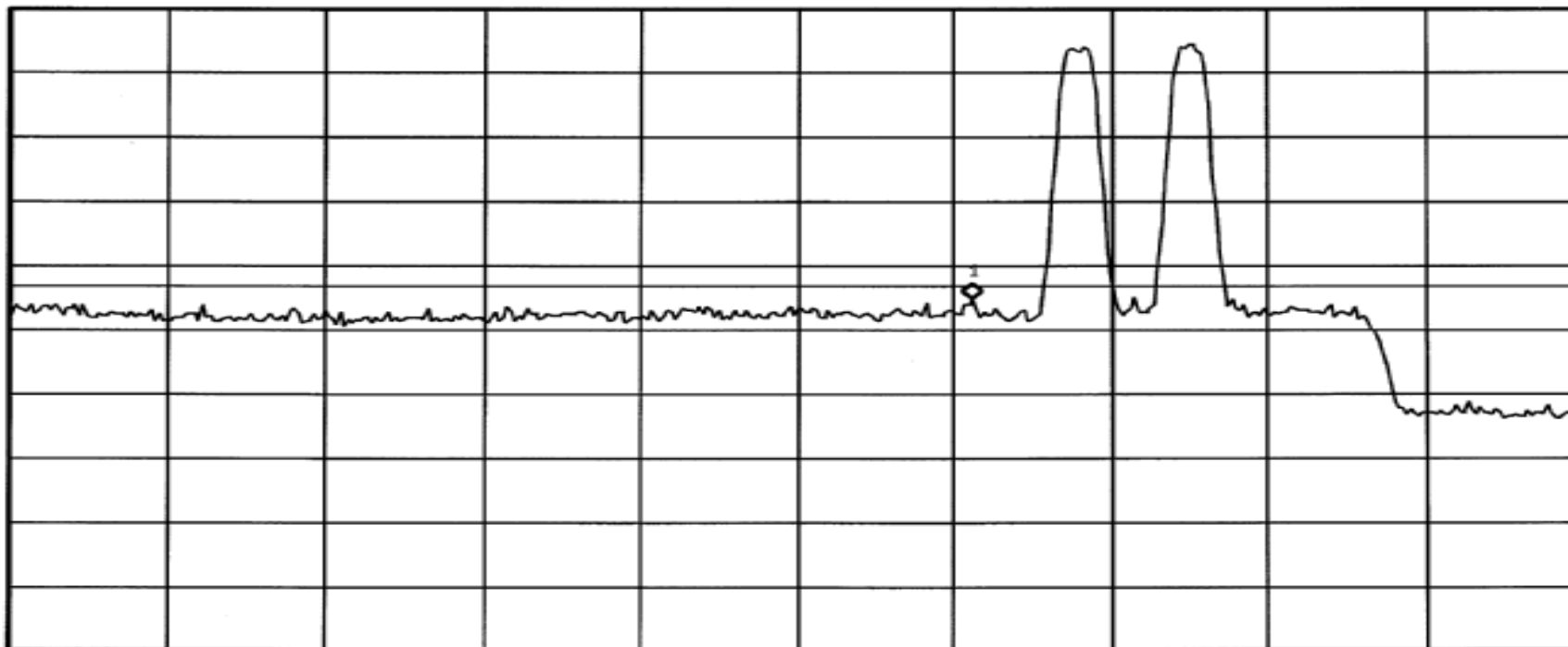
Mkr1 1.972875 GHz
-15.06 dBm

Ref 30 dBm

Atten 10 dB

Peak
Log
10
dB/
Offst
30
dB
DI
-13.0
dBm

M1 S2
S3 FC
AA



Start 1.93 GHz

#Res BW 300 kHz

#VBW 1 MHz

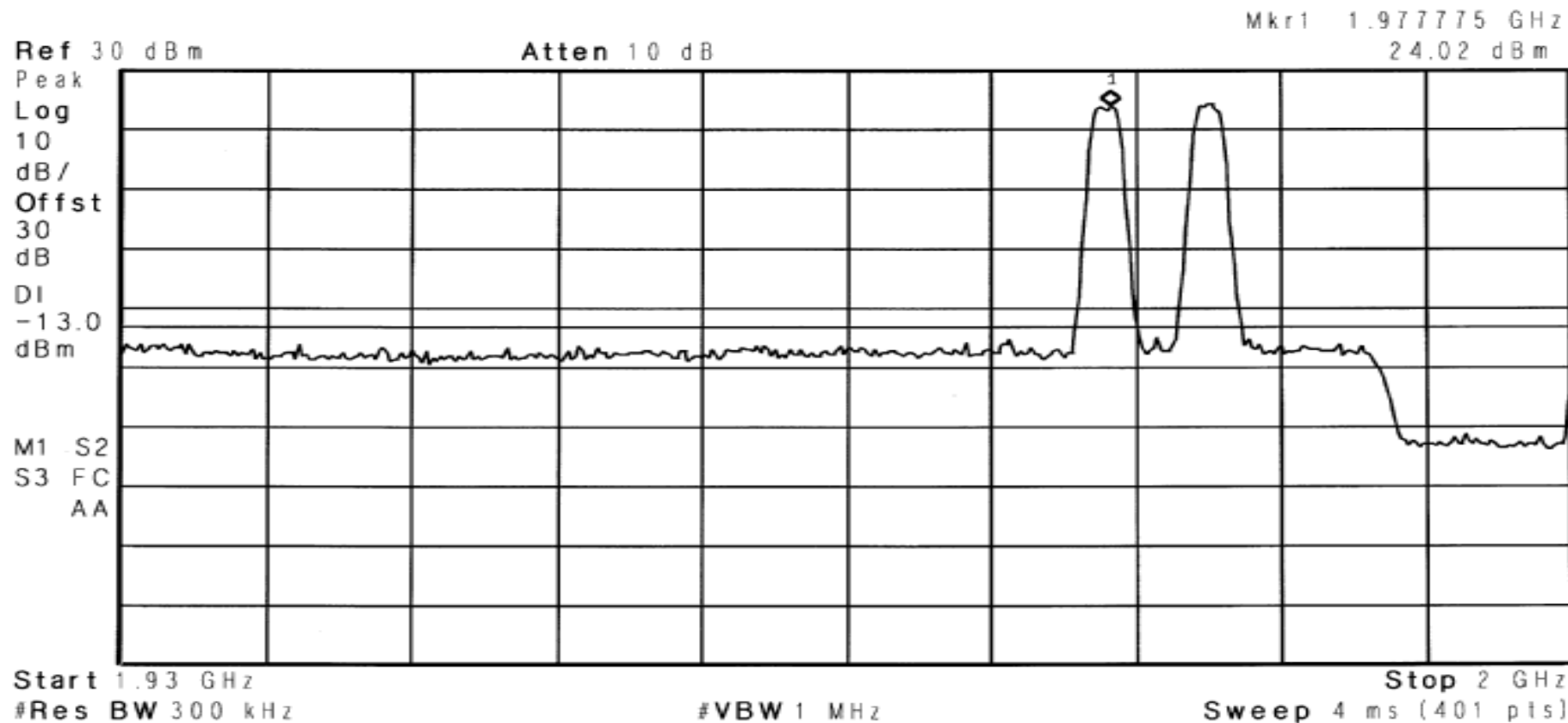
Stop 2 GHz
Sweep 4 ms (401 pts)

RETLIF TESTING LABORATORIES

EMISSIONS DATA SHEET

Test Method:	Inter-modulation Characteristics		
Customer:	Cellular Specialties, Inc.	Test Sample:	DSP II Dual Band Amplifier/Repeater
Model No:	DSP85-CP	Serial No:	DSP2D006
Test Specification:	FCC Part 2	Paragraph: 2.1047	Date:
Operating Mode:	Amplifying input signal		
Notes:	PCS Band - CDMA - Downlink		
Job No:	R-4882N-1		Technician:
		M.Seamans	

Agilent 09:17:45 Oct 19, 2007

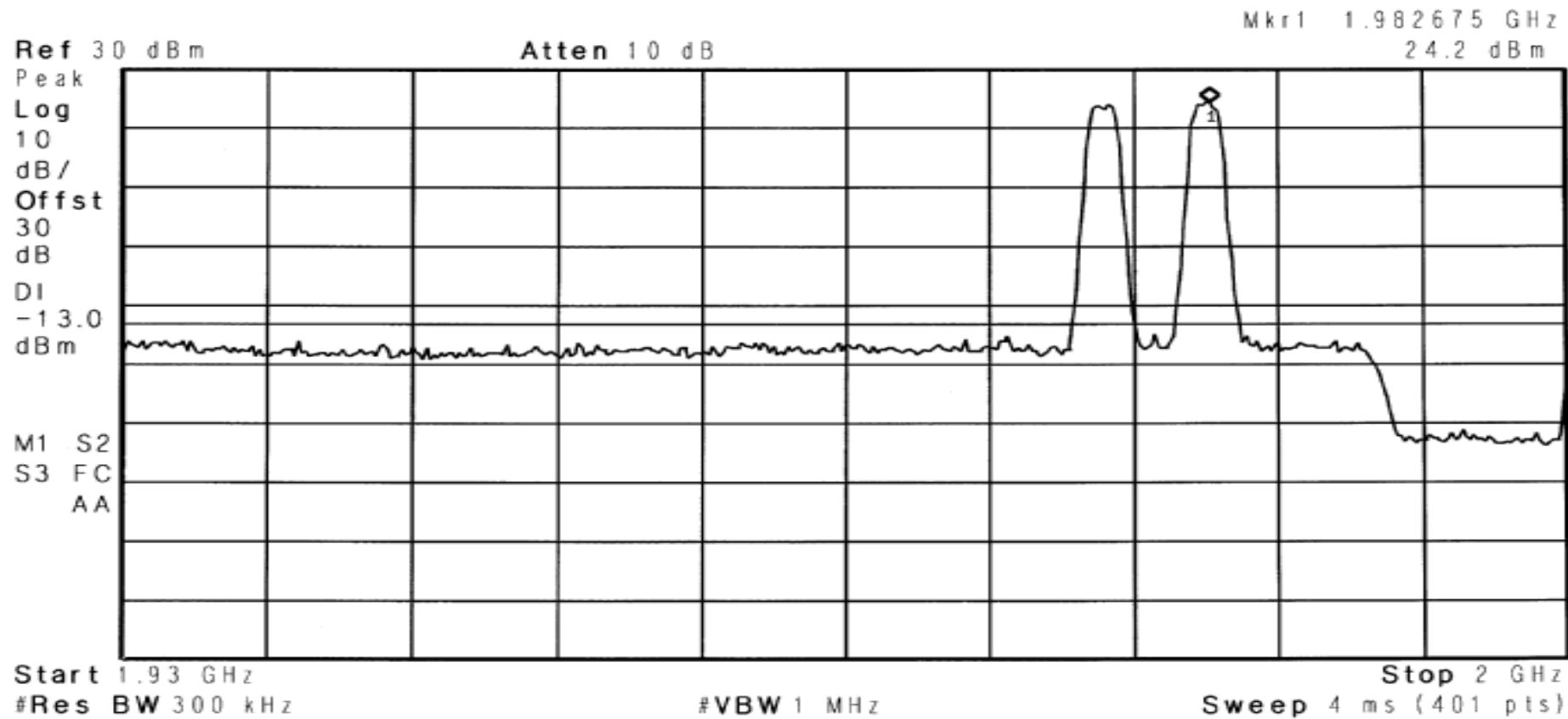


RETLIF TESTING LABORATORIES

EMISSIONS DATA SHEET

Test Method:	Inter-modulation Characteristics		
Customer:	Cellular Specialties, Inc.	Test Sample:	DSP II Dual Band Amplifier/Repeater
Model No:	DSP85-CP	Serial No:	DSP2D006
Test Specification:	FCC Part 2	Paragraph: 2.1047	Date:
Operating Mode:	Amplifying input signal		
Notes:	PCS Band - CDMA - Downlink		
Job No:	R-4882N-1		Technician:
		M.Seamans	

Agilent 09:17:54 Oct 19, 2007



RETLIF TESTING LABORATORIES

EMISSIONS DATA SHEET

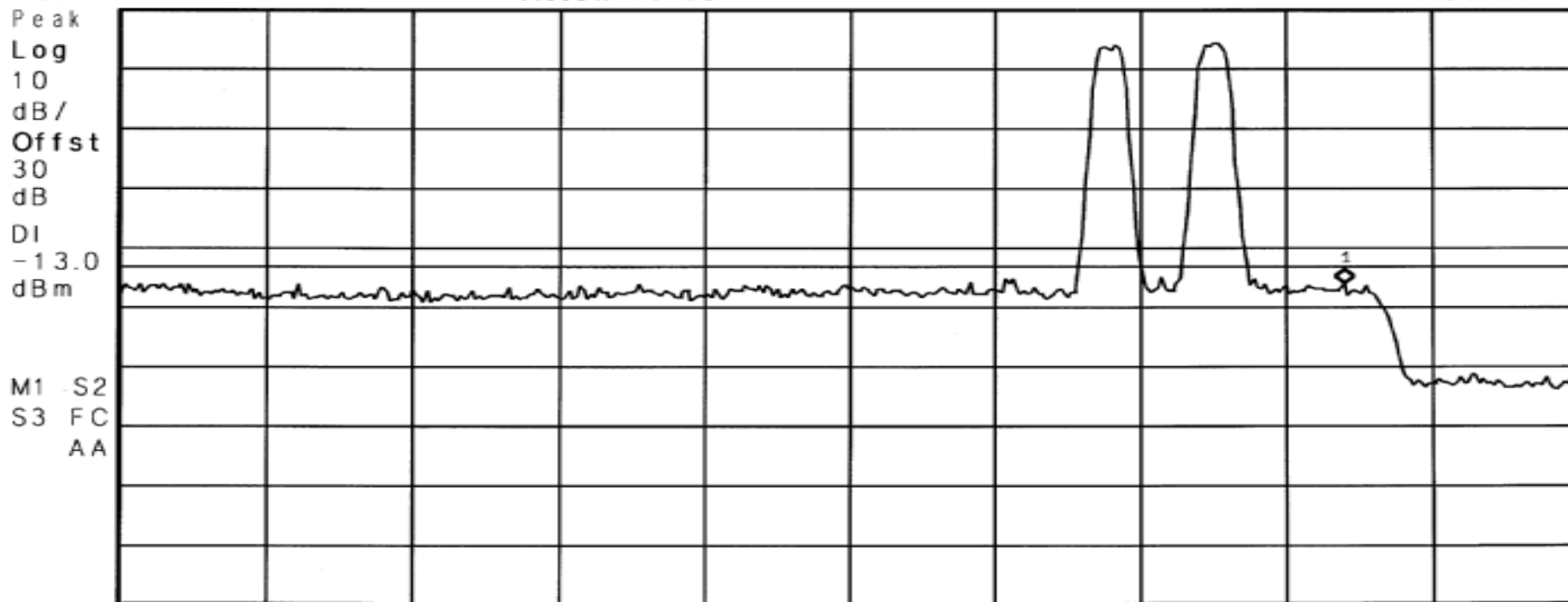
Test Method:	Inter-modulation Characteristics		
Customer:	Cellular Specialties, Inc.	Test Sample:	DSP II Dual Band Amplifier/Repeater
Model No:	DSP85-CP	Serial No:	DSP2D006
Test Specification:	FCC Part 2	Paragraph: 2.1047	Date:
Operating Mode:	Amplifying input signal		
Notes:	PCS Band - CDMA - Downlink		
Job No:	R-4882N-1		Technician:
		M.Seamans	

Agilent 09:18:06 Oct 19, 2007

Mkr1 1.988800 GHz
-16.03 dBm

Ref 30 dBm

Atten 10 dB



Start 1.93 GHz

#Res BW 300 kHz

#VBW 1 MHz

Stop 2 GHz
Sweep 4 ms (401 pts)

RETLIF TESTING LABORATORIES

EMISSIONS DATA SHEET

Test Method:	Inter-modulation Characteristics			
Customer:	Cellular Specialties, Inc.	Test Sample:	DSP II Dual Band Amplifier/Repeater	
Model No:	DSP85-CP	Serial No:	DSP2D006	
Test Specification:	FCC Part 2	Paragraph: 2.1047	Date:	10/18/2007
Operating Mode:	Amplifying input signal			
Notes:	PCS Band - CDMA - Uplink			

Agilent 09:06:30 Oct 19, 2007

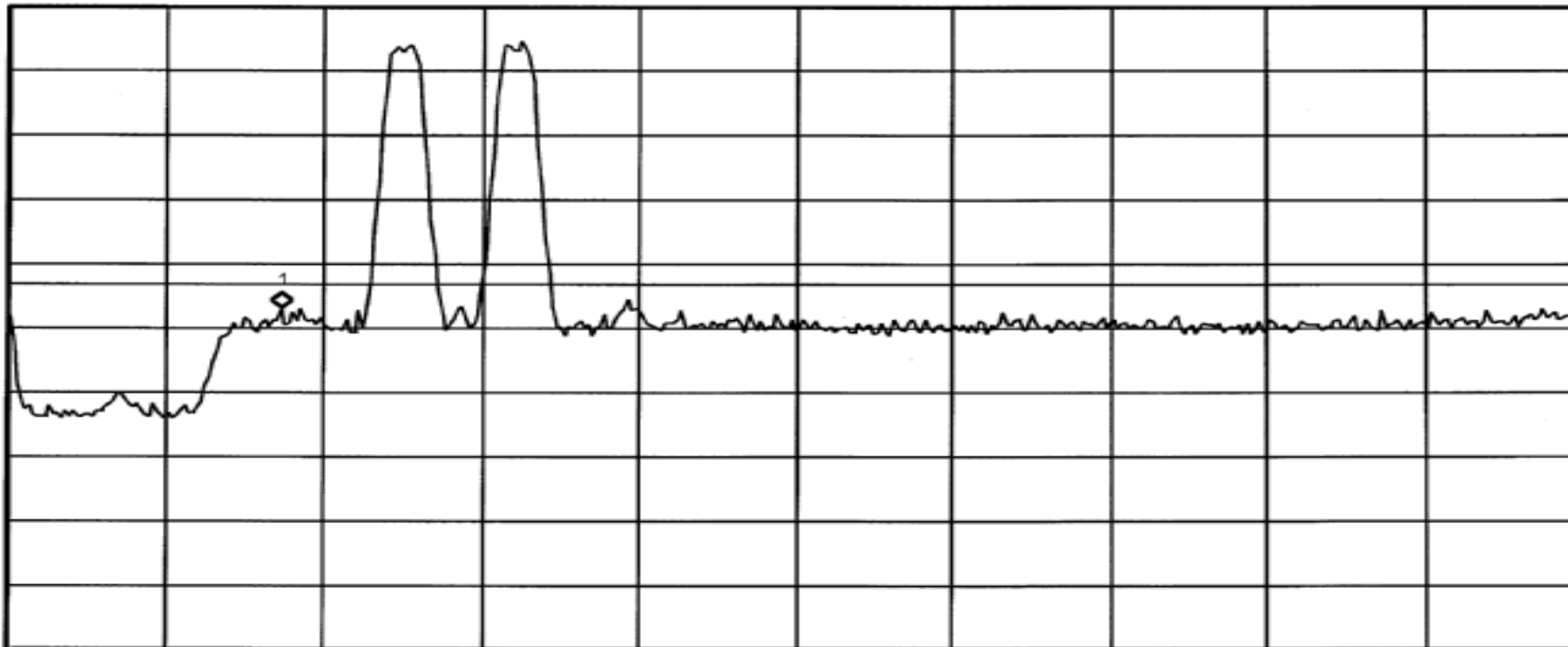
Mkr1 1.852075 GHz
-16.72 dBm

Ref 30 dBm

Atten 10 dB

Peak
Log
10
dB/
Offst
30
dB
DI
-13.0
dBm

V1 S2
S3 FC
AA



Start 1.84 GHz

#Res BW 300 kHz

#VBW 1 MHz

Stop 1.91 GHz

Sweep 4 ms (401 pts)

RETLIF TESTING LABORATORIES

EMISSIONS DATA SHEET

Test Method:	Inter-modulation Characteristics			
Customer:	Cellular Specialties, Inc.	Test Sample:	DSP II Dual Band Amplifier/Repeater	
Model No:	DSP85-CP	Serial No:	DSP2D006	
Test Specification:	FCC Part 2	Paragraph: 2.1047	Date:	10/18/2007
Operating Mode:	Amplifying input signal			
Notes:	PCS Band - CDMA - Uplink			

Agilent 09:06:44 Oct 19, 2007

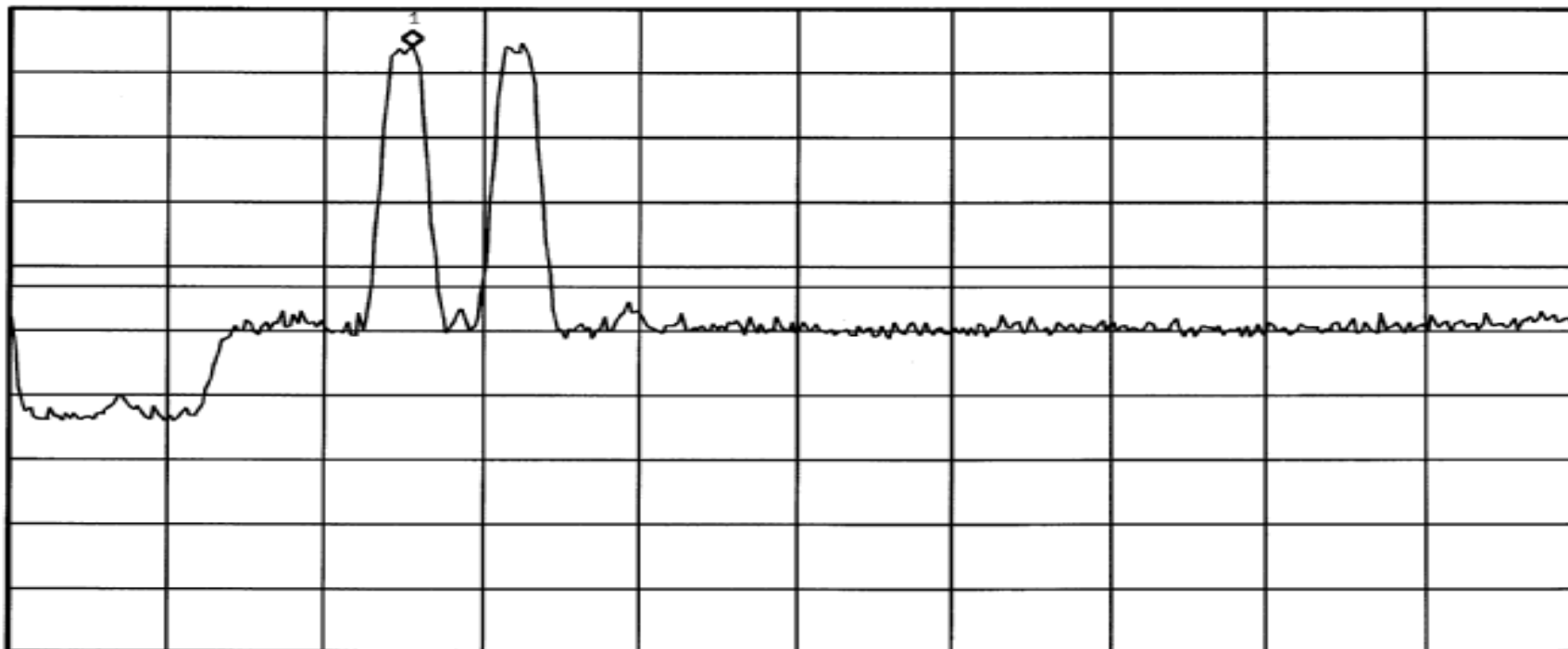
Mkr1 1.857850 GHz
24.03 dBm

Ref 30 dBm

Atten 10 dB

Peak
Log
10
dB/
Offst
30
dB
DI
-13.0
dBm

V1 S2
S3 FC
AA



Start 1.84 GHz

#Res BW 300 kHz

#VBW 1 MHz

Stop 1.91 GHz

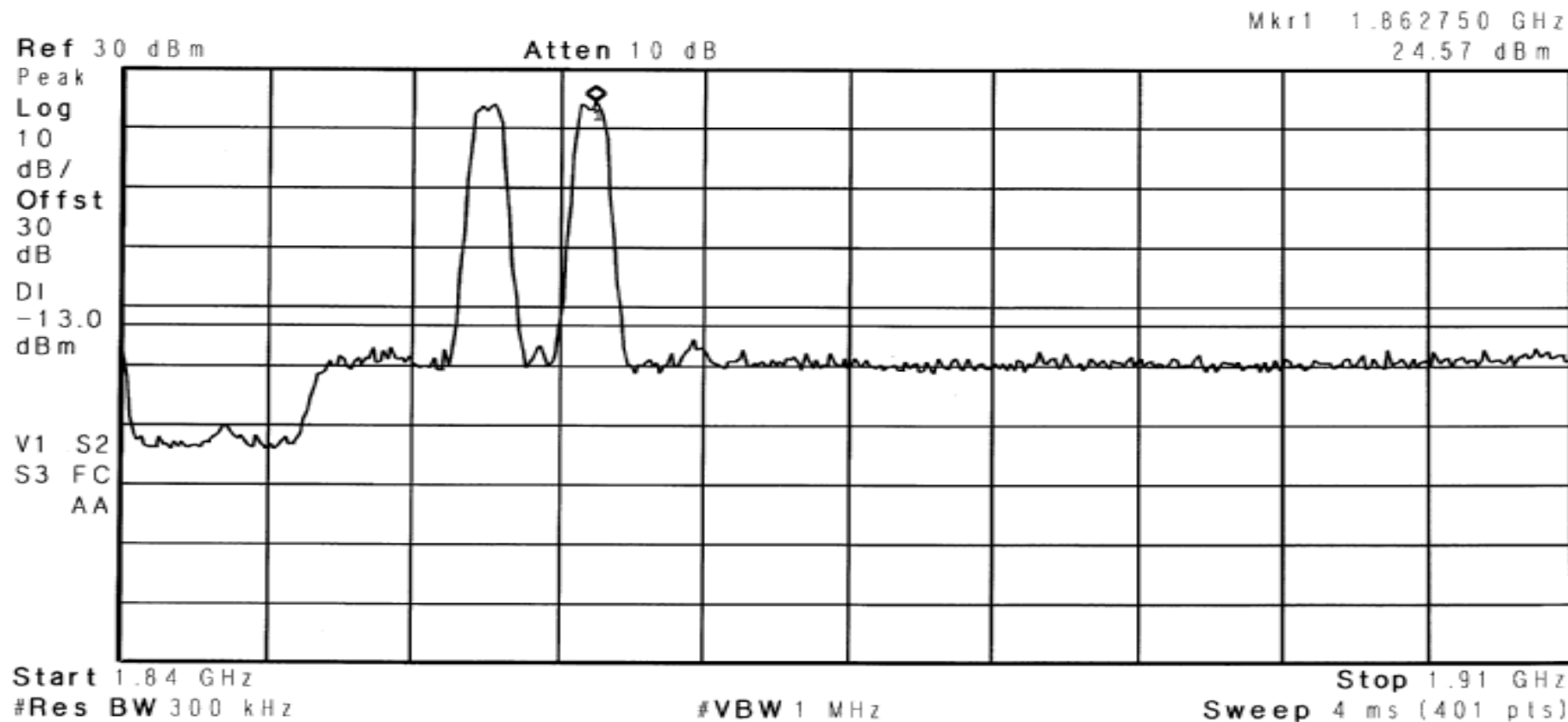
Sweep 4 ms (401 pts)

RETLIF TESTING LABORATORIES

EMISSIONS DATA SHEET

Test Method:	Inter-modulation Characteristics			
Customer:	Cellular Specialties, Inc.	Test Sample:	DSP II Dual Band Amplifier/Repeater	
Model No:	DSP85-CP	Serial No:	DSP2D006	
Test Specification:	FCC Part 2	Paragraph: 2.1047	Date:	10/18/2007
Operating Mode:	Amplifying input signal			
Notes:	PCS Band - CDMA - Uplink			

Agilent 09:06:57 Oct 19, 2007



RETLIF TESTING LABORATORIES

EMISSIONS DATA SHEET

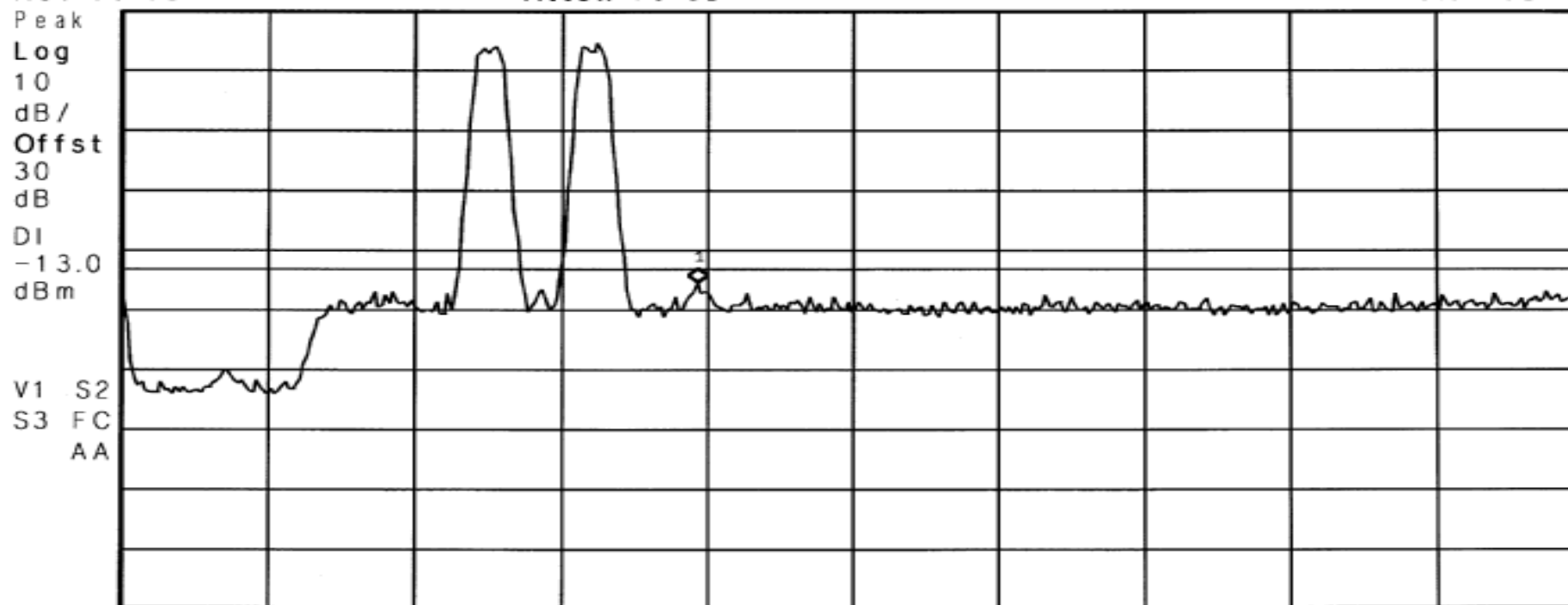
Test Method:	Inter-modulation Characteristics		
Customer:	Cellular Specialties, Inc.	Test Sample:	DSP II Dual Band Amplifier/Repeater
Model No:	DSP85-CP	Serial No:	DSP2D006
Test Specification:	FCC Part 2	Paragraph: 2.1047	Date:
Operating Mode:	Amplifying input signal		
Notes:	PCS Band - CDMA - Uplink		
Job No:	R-4882N-1		Technician:
		M.Seamans	

Agilent 09:07:06 Oct 19, 2007

Mkr1 1.867475 GHz
-15.54 dBm

Ref 30 dBm

Atten 10 dB



Start 1.84 GHz

#Res BW 300 kHz

#VBW 1 MHz

Stop 1.91 GHz

Sweep 4 ms (401 pts)

RETLIF TESTING LABORATORIES

EMISSIONS DATA SHEET

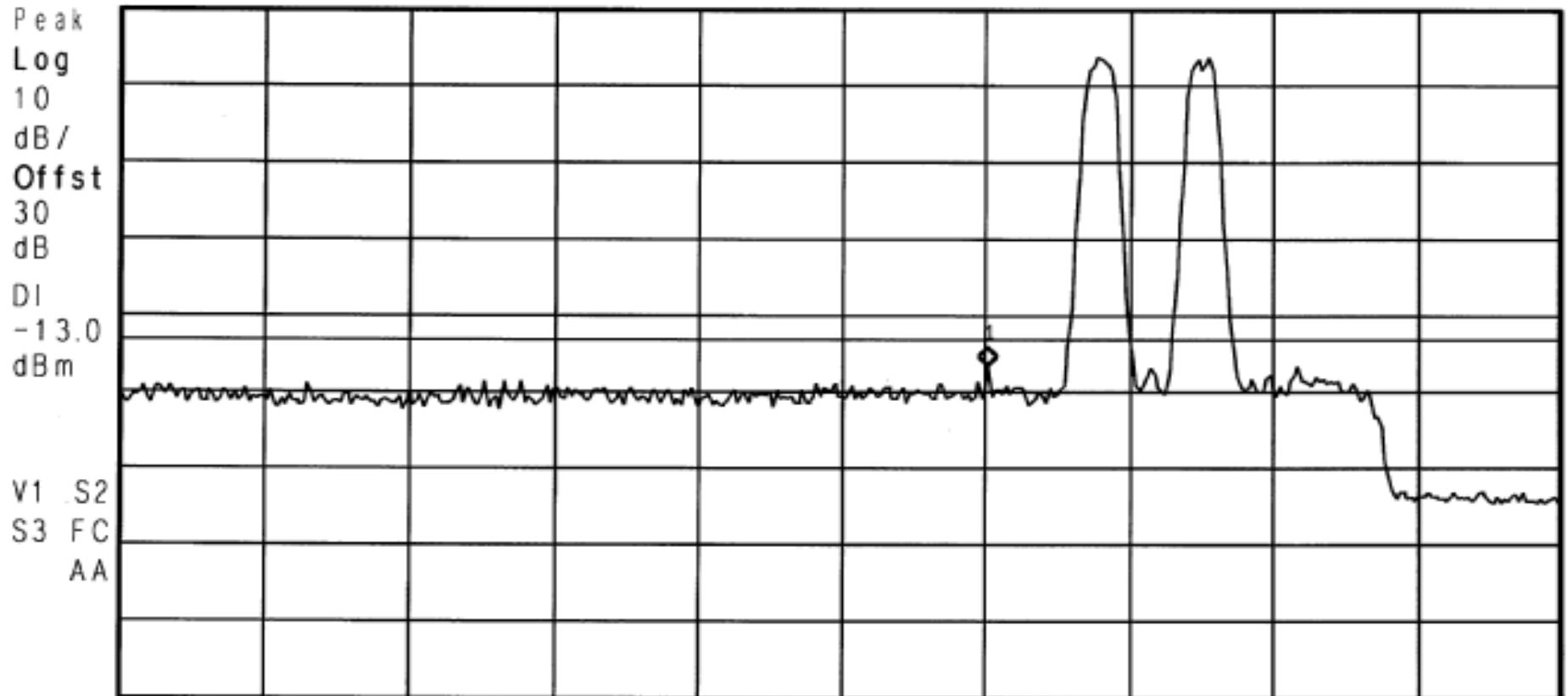
Test Method:	Inter-modulation Characteristics			
Customer:	Cellular Specialties, Inc.	Test Sample:	DSP II Dual Band Amplifier/Repeater	
Model No:	DSP85-CP	Serial No:	DSP2D006	
Test Specification:	FCC Part 2	Paragraph:	2.1047	
Operating Mode:	Amplifying input signal			
Notes:	PCS Band - CDMA - Uplink			
Job No:	R-4882N-1		Technician:	M.Seamans
Date:	10/18/2007			

Agilent 09:09:36 Oct 19, 2007

Mkr1 1.892175 GHz
-16.53 dBm

Ref 30 dBm

Atten 10 dB

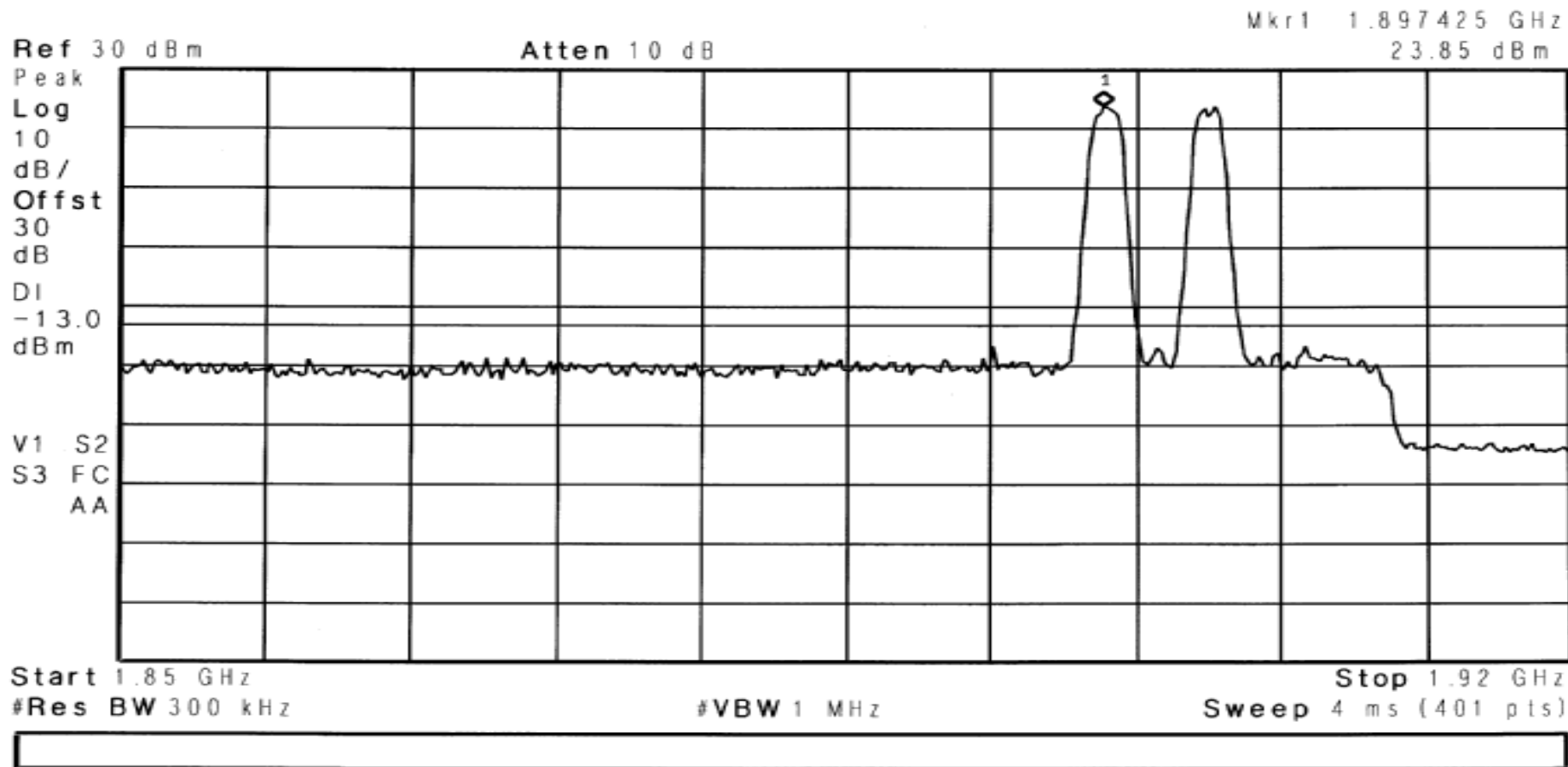


RETLIF TESTING LABORATORIES

EMISSIONS DATA SHEET

Test Method:	Inter-modulation Characteristics			
Customer:	Cellular Specialties, Inc.	Test Sample:	DSP II Dual Band Amplifier/Repeater	
Model No:	DSP85-CP	Serial No:	DSP2D006	
Test Specification:	FCC Part 2	Paragraph: 2.1047	Date:	10/18/2007
Operating Mode:	Amplifying input signal			
Notes:	PCS Band - CDMA - Uplink			

Agilent 09:09:48 Oct 19, 2007

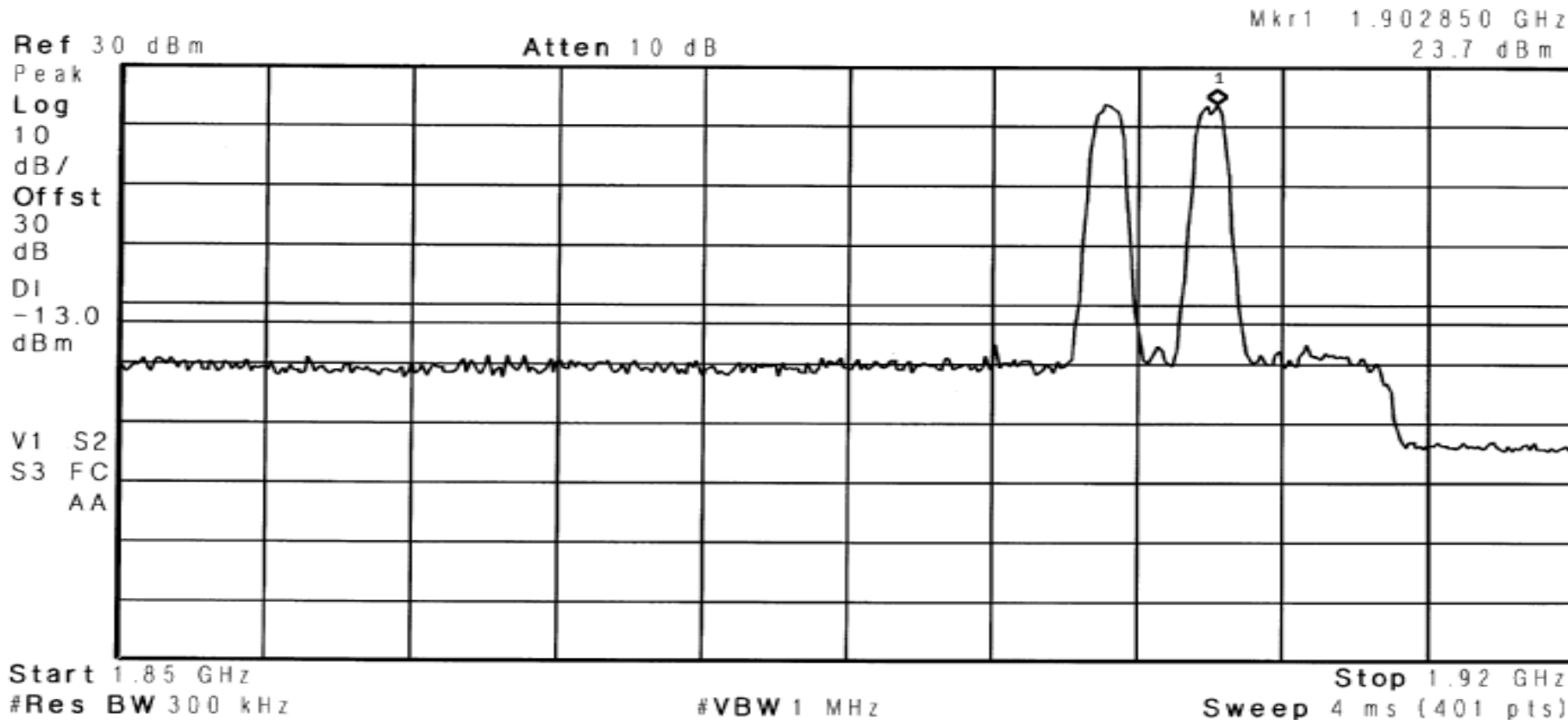


RETLIF TESTING LABORATORIES

EMISSIONS DATA SHEET

Test Method:	Inter-modulation Characteristics		
Customer:	Cellular Specialties, Inc.	Test Sample:	DSP II Dual Band Amplifier/Repeater
Model No:	DSP85-CP	Serial No:	DSP2D006
Test Specification:	FCC Part 2	Paragraph: 2.1047	Date:
Operating Mode:	Amplifying input signal		
Notes:	PCS Band - CDMA - Uplink		
Job No:	R-4882N-1		Technician:
			M.Seamans

Agilent 09:10:00 Oct 19, 2007

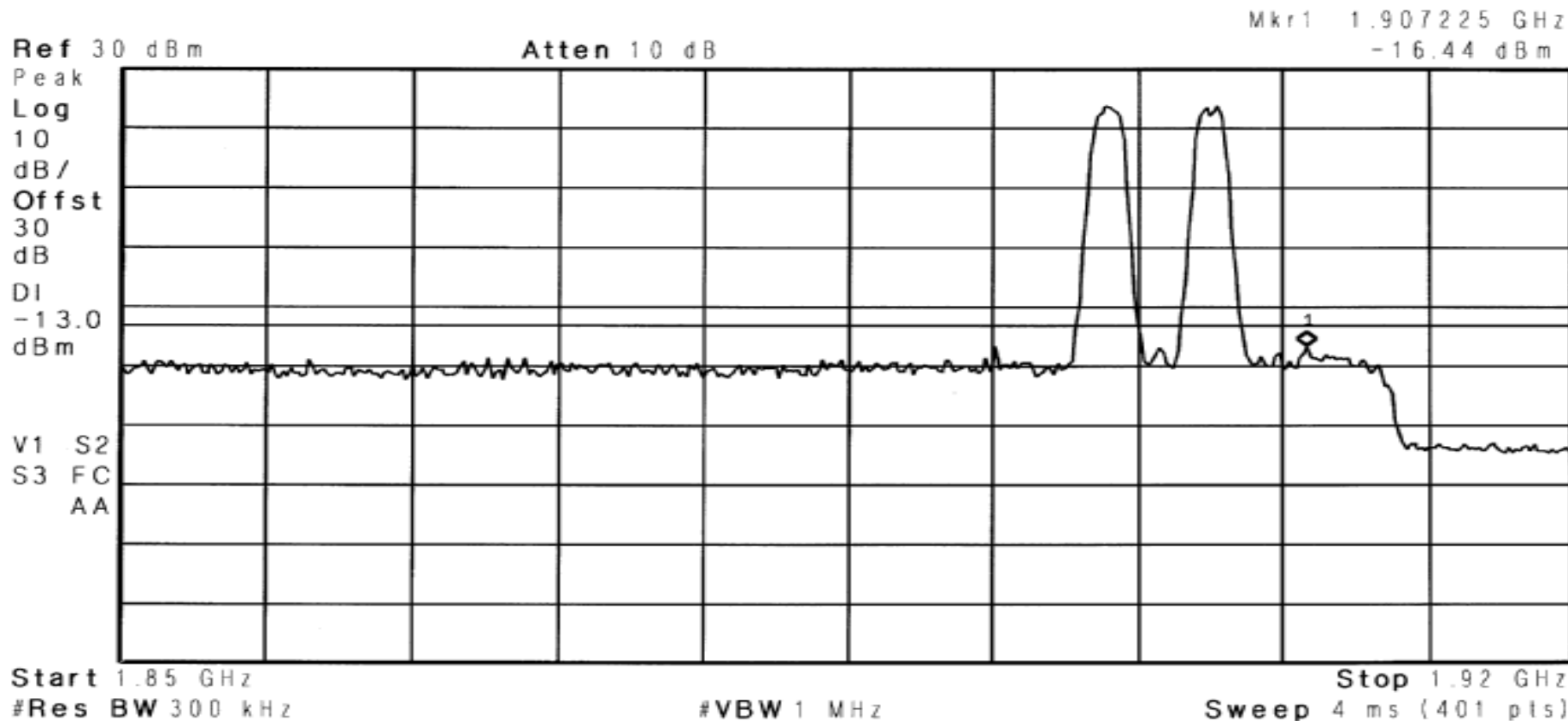


RETLIF TESTING LABORATORIES

EMISSIONS DATA SHEET

Test Method:	Inter-modulation Characteristics				
Customer:	Cellular Specialties, Inc.	Test Sample:	DSP II Dual Band Amplifier/Repeater	Job No:	R-4882N-1
Model No:	DSP85-CP	Serial No:	DSP2D006	Technician:	M.Seamans
Test Specification:	FCC Part 2	Paragraph: 2.1047	Date:	10/18/2007	
Operating Mode:	Amplifying input signal				
Notes:	PCS Band - CDMA - Uplink				

Agilent 09:10:48 Oct 19, 2007

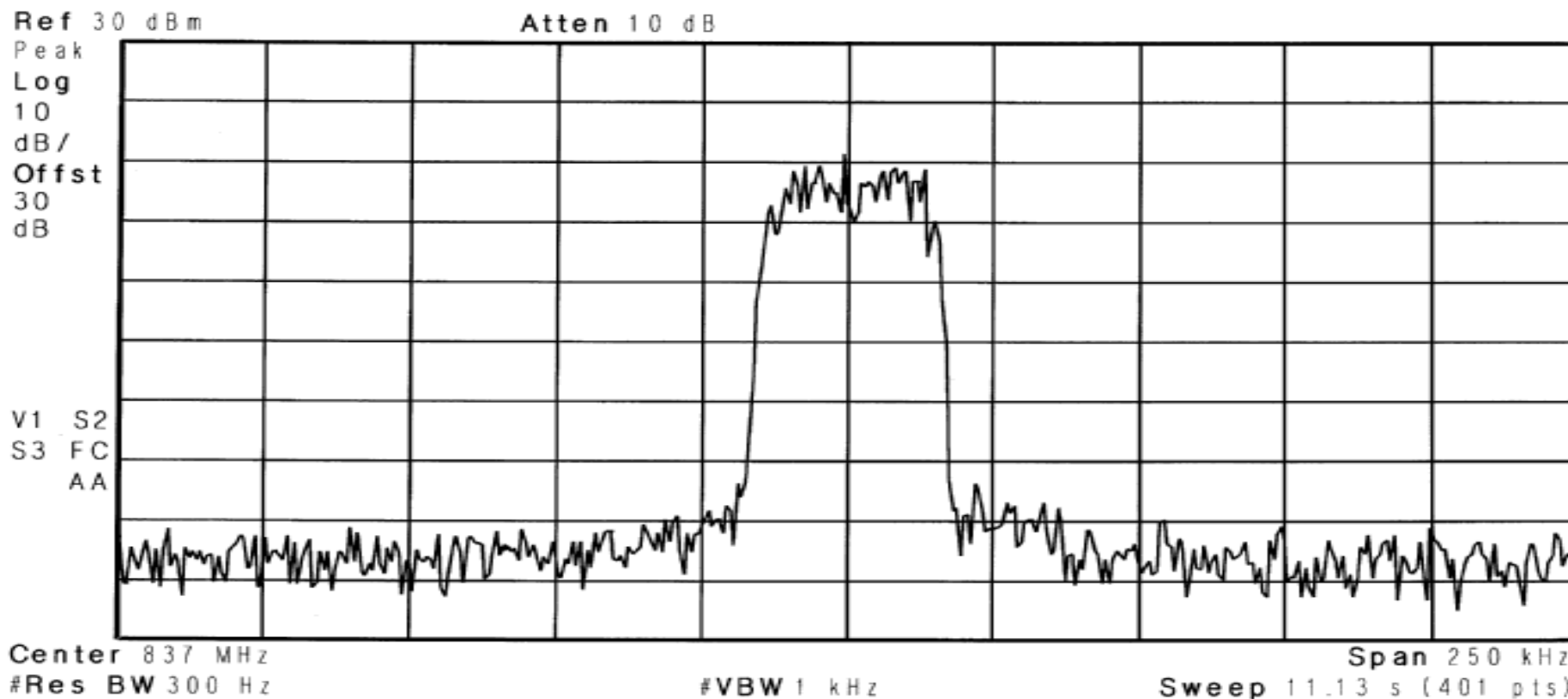


RETLIF TESTING LABORATORIES

EMISSIONS DATA SHEET

Test Method:	Occupied Bandwidth			
Customer:	Cellular Specialties, Inc.	Test Sample:	DSP II Dual Band Amplifier/Repeater	
Model No:	DSP85-CP	Serial No:	DSP2D006	
Test Specification:	FCC Part 2	Paragraph:	2.1049	
Operating Mode:	Amplifying input signal			
Notes:	TDMA - Uplink - Output at 837.00 MHz			
Job No:	R-4882N-1		Technician:	M.Seamans
Date:	10/18/2007			

Agilent 13:39:11 Oct 19, 2007

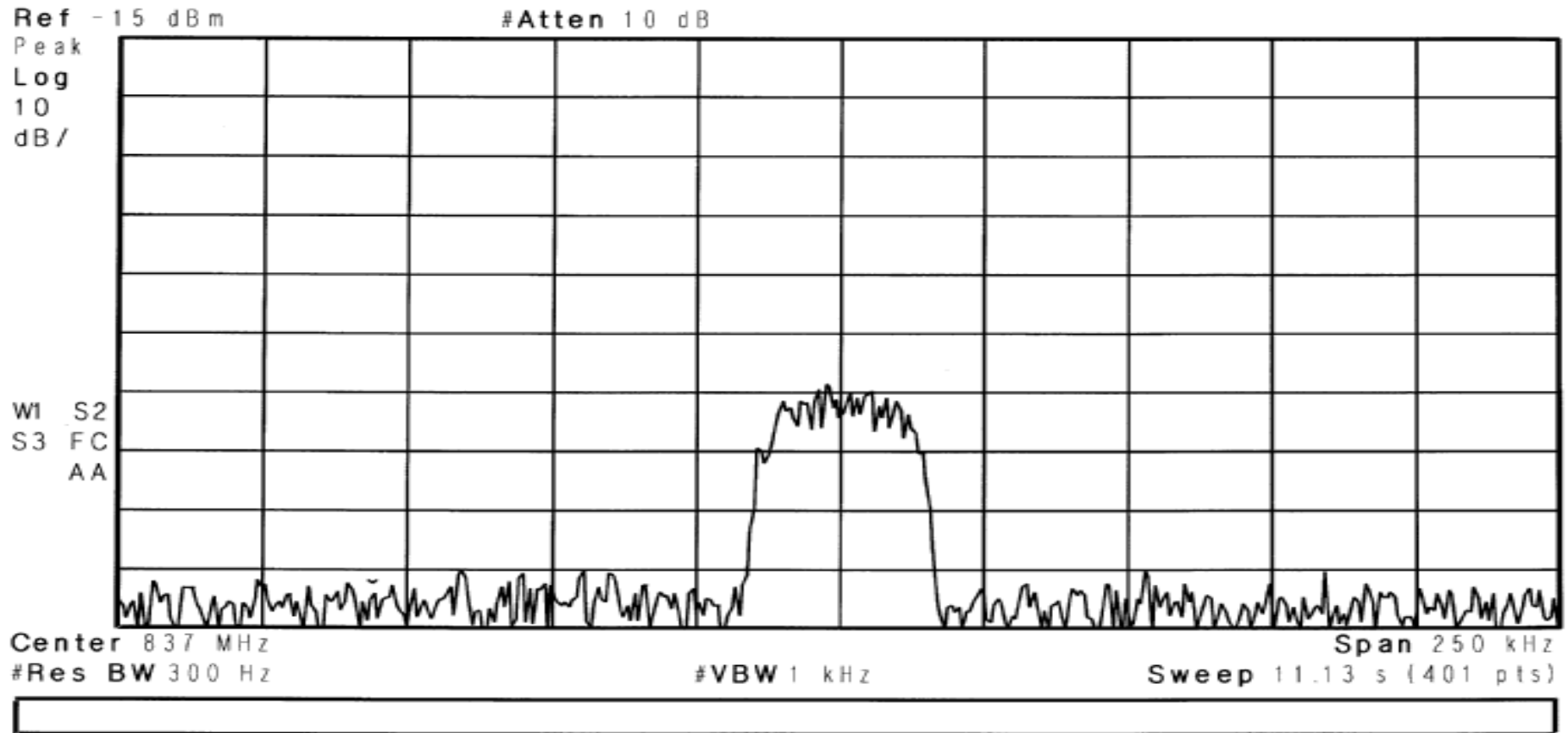


RETLIF TESTING LABORATORIES

EMISSIONS DATA SHEET

Test Method:	Occupied Bandwidth			
Customer:	Cellular Specialties, Inc.	Test Sample:	DSP II Dual Band Amplifier/Repeater	
Model No:	DSP85-CP	Serial No:	DSP2D006	
Test Specification:	FCC Part 2	Paragraph:	2.1049	
Operating Mode:	Amplifying input signal			
Notes:	TDMA - Uplink - Input at 837.00 MHz			
Job No:	R-4882N-1		Technician:	M.Seamans
Date:	10/18/2007			

Agilent 14:22:05 Oct 19, 2007



RETLIF TESTING LABORATORIES

EMISSIONS DATA SHEET

Test Method:	Occupied Bandwidth			
Customer:	Cellular Specialties, Inc.	Test Sample:	DSP II Dual Band Amplifier/Repeater	
Model No:	DSP85-CP	Serial No:	DSP2D006	
Test Specification:	FCC Part 2	Paragraph:	2.1049	
Operating Mode:	Amplifying input signal			
Notes:	TDMA - Uplink - Output at 1880.00 MHz			
Job No:	R-4882N-1		Technician:	M.Seamans
Date:	10/18/2007			

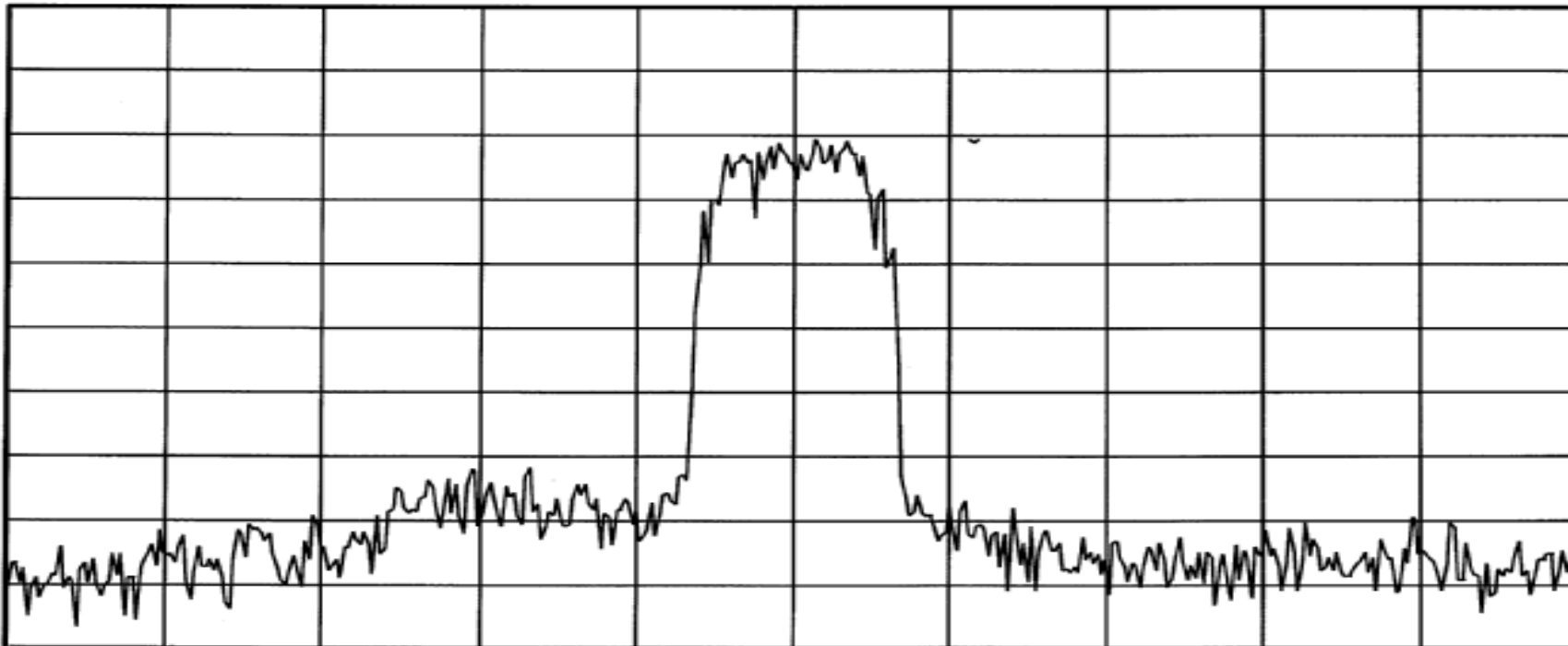
Agilent 13:58:38 Oct 19, 2007

Ref 30 dBm

#Atten 10 dB

Peak
Log
10
dB/
Offst
30
dB

V1 S2
S3 FC
AA



Center 1.88 GHz

#Res BW 300 Hz

#VBW 1 kHz

Span 250 kHz

Sweep 11.13 s (401 pts)

RETLIF TESTING LABORATORIES

EMISSIONS DATA SHEET

Test Method:	Occupied Bandwidth			
Customer:	Cellular Specialties, Inc.	Test Sample:	DSP II Dual Band Amplifier/Repeater	
Model No:	DSP85-CP	Serial No:	DSP2D006	
Test Specification:	FCC Part 2	Paragraph:	2.1049	
Operating Mode:	Amplifying input signal			
Notes:	TDMA - Uplink - Input at 1880.00 MHz			
Job No:	R-4882N-1		Technician:	M.Seamans
Date:	10/18/2007			

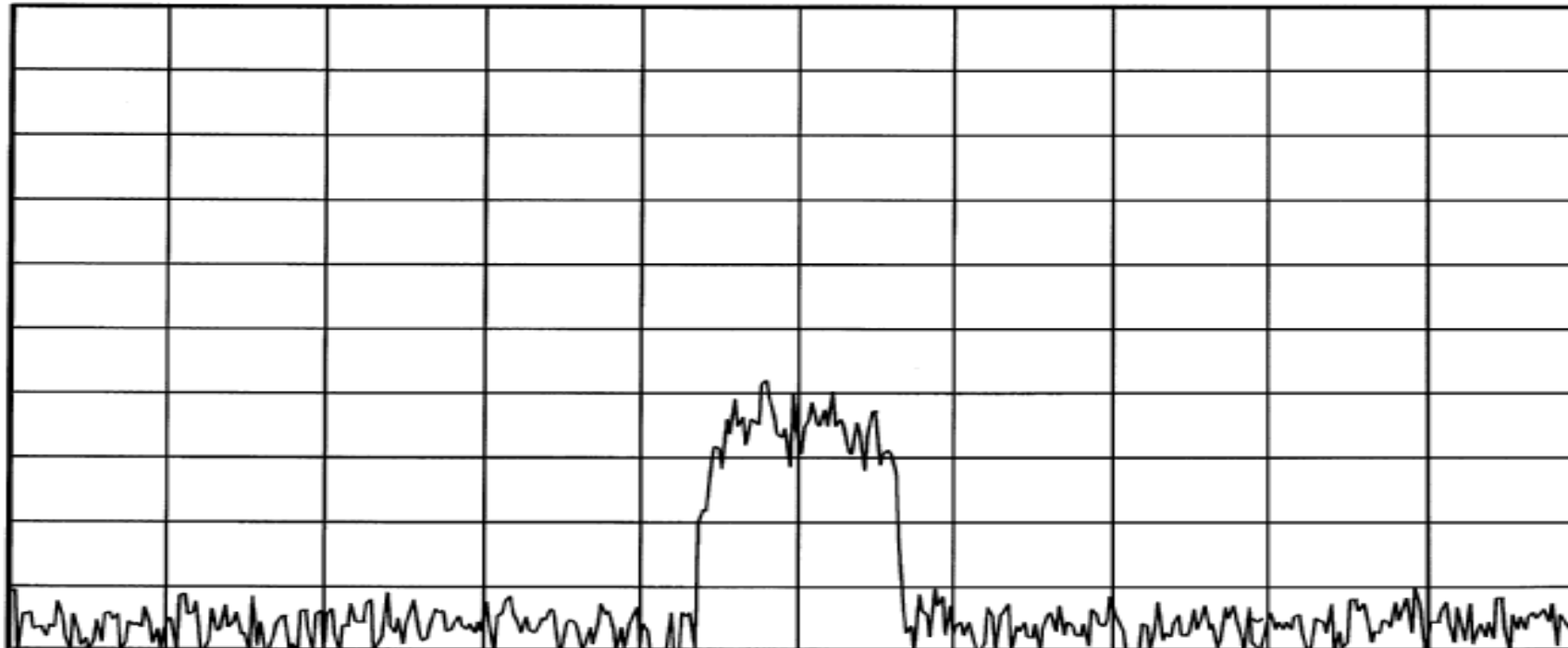
Agilent 14:15:07 Oct 19, 2007

Ref -15 dBm

#Atten 10 dB

Peak
Log
10
dB/

V1 S2
S3 FC
AA



RETLIF TESTING LABORATORIES

EMISSIONS DATA SHEET

Test Method:	Occupied Bandwidth			
Customer:	Cellular Specialties, Inc.	Test Sample:	DSP II Dual Band Amplifier/Repeater	
Model No:	DSP85-CP	Serial No:	DSP2D006	
Test Specification:	FCC Part 2	Paragraph: 2.1049	Date:	10/18/2007
Operating Mode:	Amplifying input signal			
Notes:	TDMA - Downlink - Output at 882 MHz			

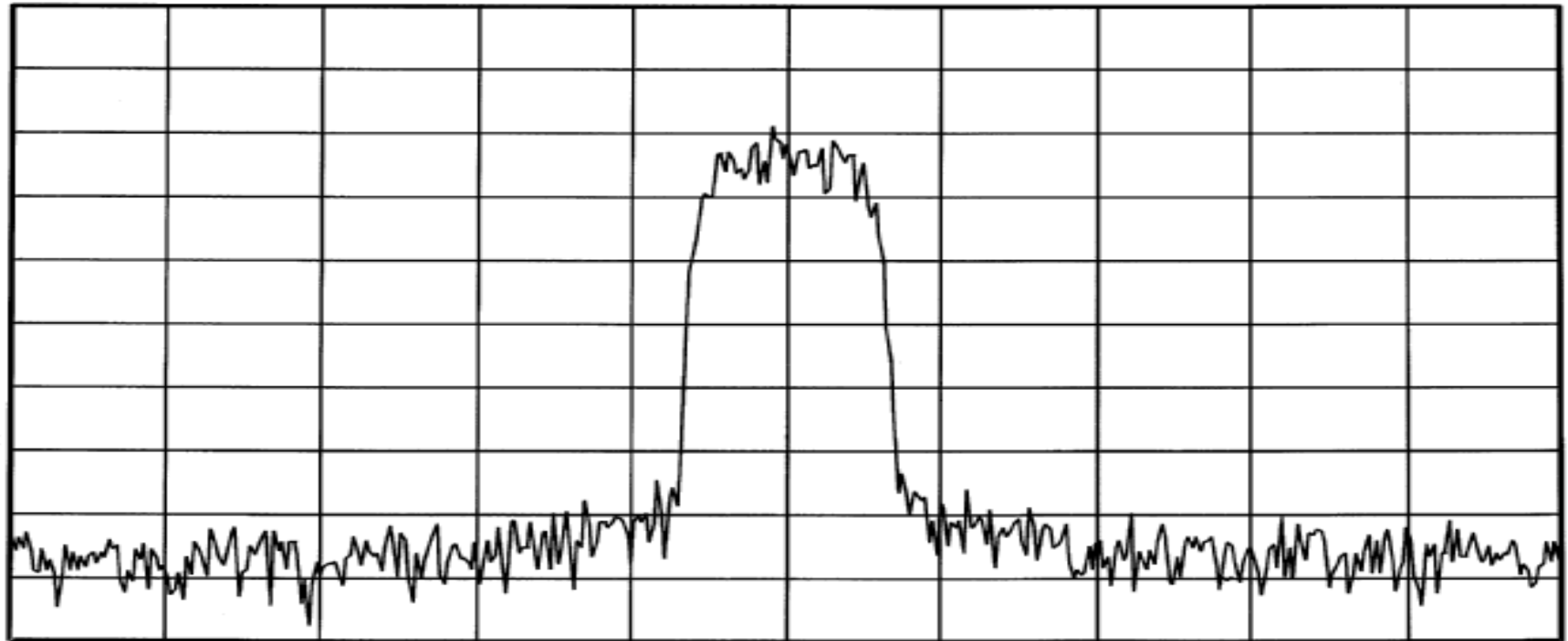
Agilent 13:43:26 Oct 19, 2007

Ref 30 dBm

#Atten 10 dB

Peak
Log
10
dB/
Offst
30
dB

V1 S2
S3 FC
AA



Center 882 MHz
#Res BW 300 Hz

#VBW 1 kHz

Span 250 kHz
Sweep 11.13 s (401 pts)

RETLIF TESTING LABORATORIES

EMISSIONS DATA SHEET

Test Method:	Occupied Bandwidth			
Customer:	Cellular Specialties, Inc.	Test Sample:	DSP II Dual Band Amplifier/Repeater	
Model No:	DSP85-CP	Serial No:	DSP2D006	
Test Specification:	FCC Part 2	Paragraph:	2.1049	
Operating Mode:	Amplifying input signal			
Notes:	TDMA - Downlink - Input at 882.00 MHz			
Job No:	R-4882N-1		Technician:	M.Seamans
Date:	10/18/2007			

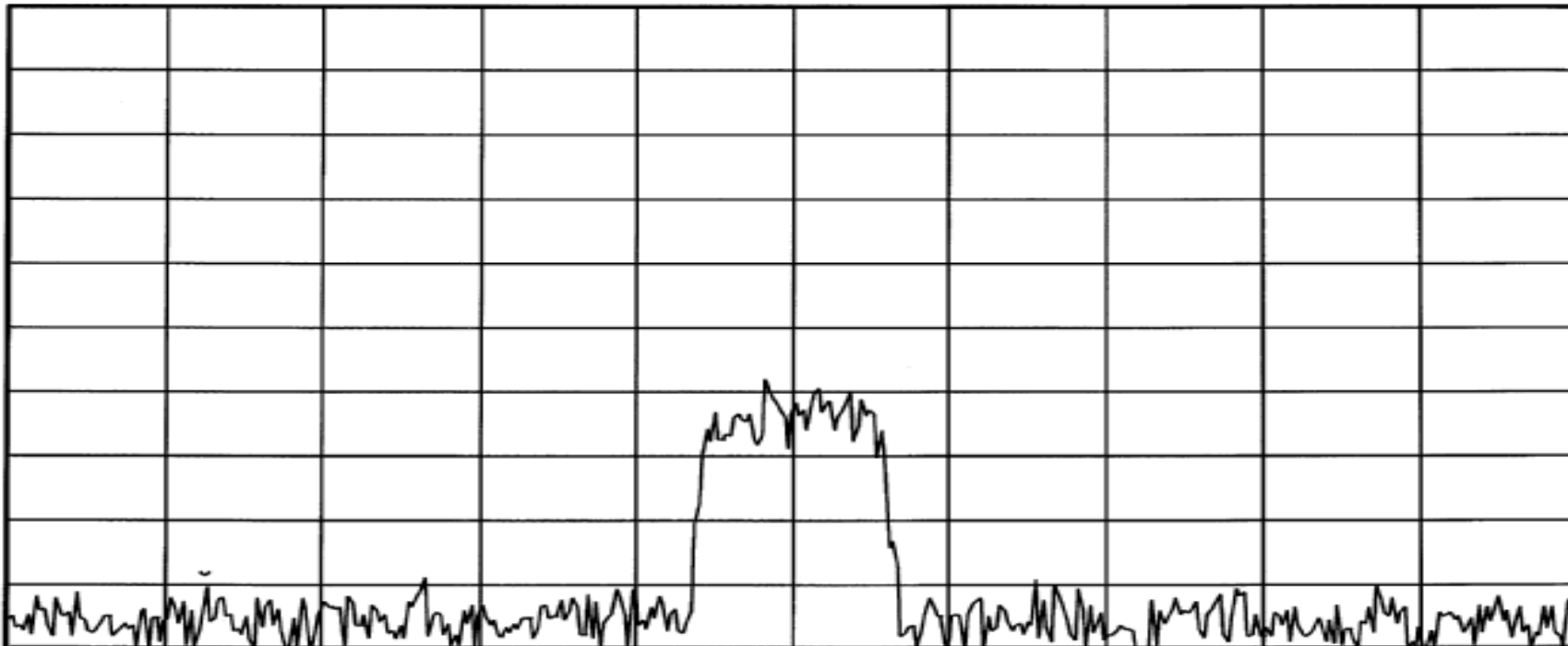
Agilent 14:20:32 Oct 19, 2007

Ref -15 dBm

#Atten 10 dB

Peak
Log
10
dB/

W1 S2
S3 FC
AA



Center 882 MHz
#Res BW 300 Hz

#VBW 1 kHz

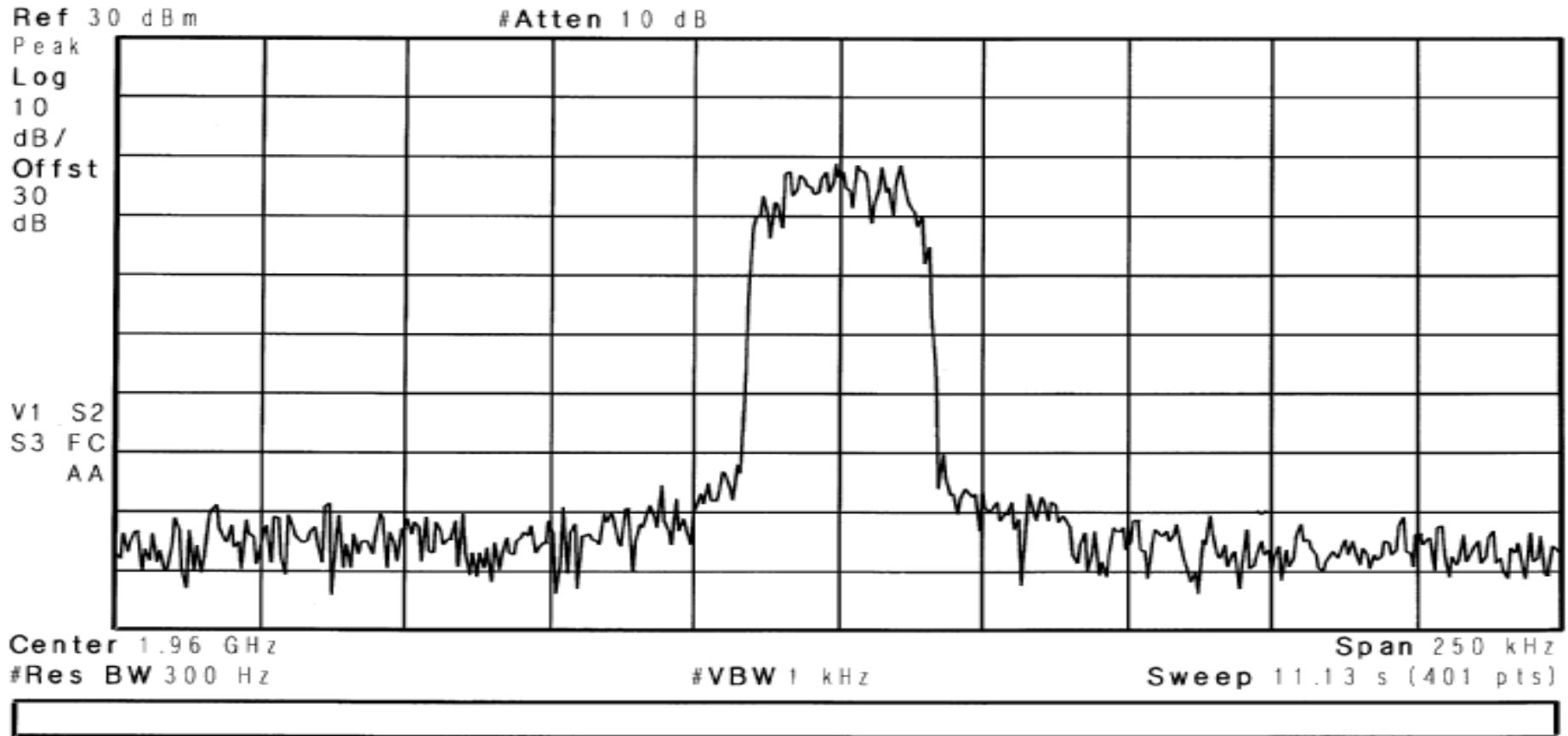
Span 250 kHz
Sweep 11.13 s (401 pts)

RETLIF TESTING LABORATORIES

EMISSIONS DATA SHEET

Test Method:	Occupied Bandwidth		
Customer:	Cellular Specialties, Inc.	Test Sample:	DSP II Dual Band Amplifier/Repeater
Model No:	DSP85-CP	Serial No:	DSP2D006
Test Specification:	FCC Part 2	Paragraph: 2.1049	Date:
Operating Mode:	Amplifying input signal		
Notes:	TDMA - Downlink - Output at 1960 MHz		
Job No:	R-4882N-1		Technician:
		M.Seamans	

Agilent 13:54:59 Oct 19, 2007



RETLIF TESTING LABORATORIES

EMISSIONS DATA SHEET

Test Method:	Occupied Bandwidth			
Customer:	Cellular Specialties, Inc.	Test Sample:	DSP II Dual Band Amplifier/Repeater	
Model No:	DSP85-CP	Serial No:	DSP2D006	
Test Specification:	FCC Part 2	Paragraph: 2.1049	Date:	10/18/2007
Operating Mode:	Amplifying input signal			
Notes:	TDMA - Downlink - Input at 1960 MHz			

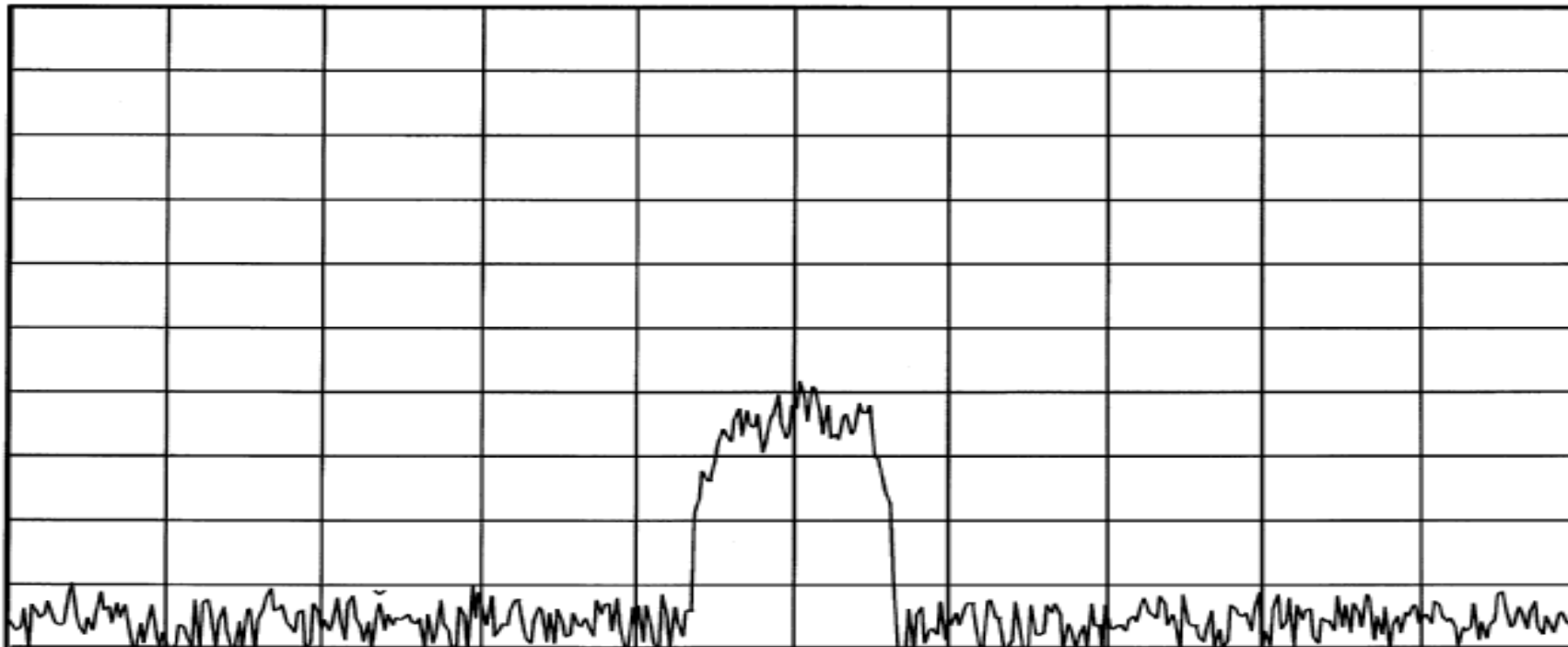
Agilent 14:18:07 Oct 19, 2007

Ref -15 dBm

#Atten 10 dB

Peak
Log
10
dB/

V1 S2
S3 FC
AA



Center 1.96 GHz

Span 250 kHz

#Res BW 300 Hz

#VBW 1 kHz

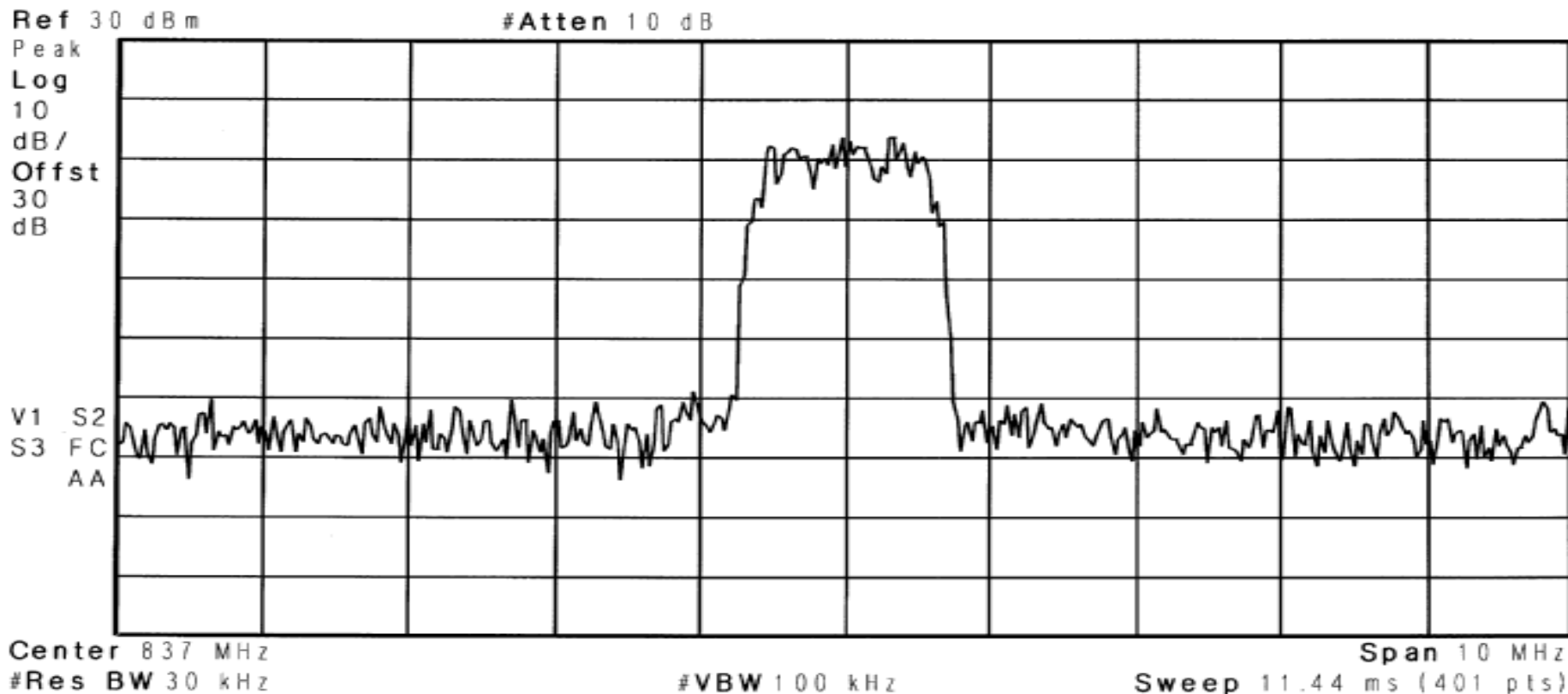
Sweep 11.13 s (401 pts)

RETLIF TESTING LABORATORIES

EMISSIONS DATA SHEET

Test Method:	Occupied Bandwidth		
Customer:	Cellular Specialties, Inc.	Test Sample:	DSP II Dual Band Amplifier/Repeater
Model No:	DSP85-CP	Serial No:	DSP2D006
Test Specification:	FCC Part 2	Paragraph: 2.1049	Date:
Operating Mode:	Amplifying input signal		
Notes:	CDMA - Uplink - Output at 837.00 MHz		

Agilent 14:55:46 Oct 19, 2007



RETLIF TESTING LABORATORIES

EMISSIONS DATA SHEET

Test Method:	Occupied Bandwidth			
Customer:	Cellular Specialties, Inc.	Test Sample:	DSP II Dual Band Amplifier/Repeater	
Model No:	DSP85-CP	Serial No:	DSP2D006	
Test Specification:	FCC Part 2	Paragraph:	2.1049	
Operating Mode:	Amplifying input signal			
Notes:	CDMA - Uplink - Input at 837.00 MHz			
Job No:	R-4882N-1		Technician:	M.Seamans
Date:	10/18/2007			

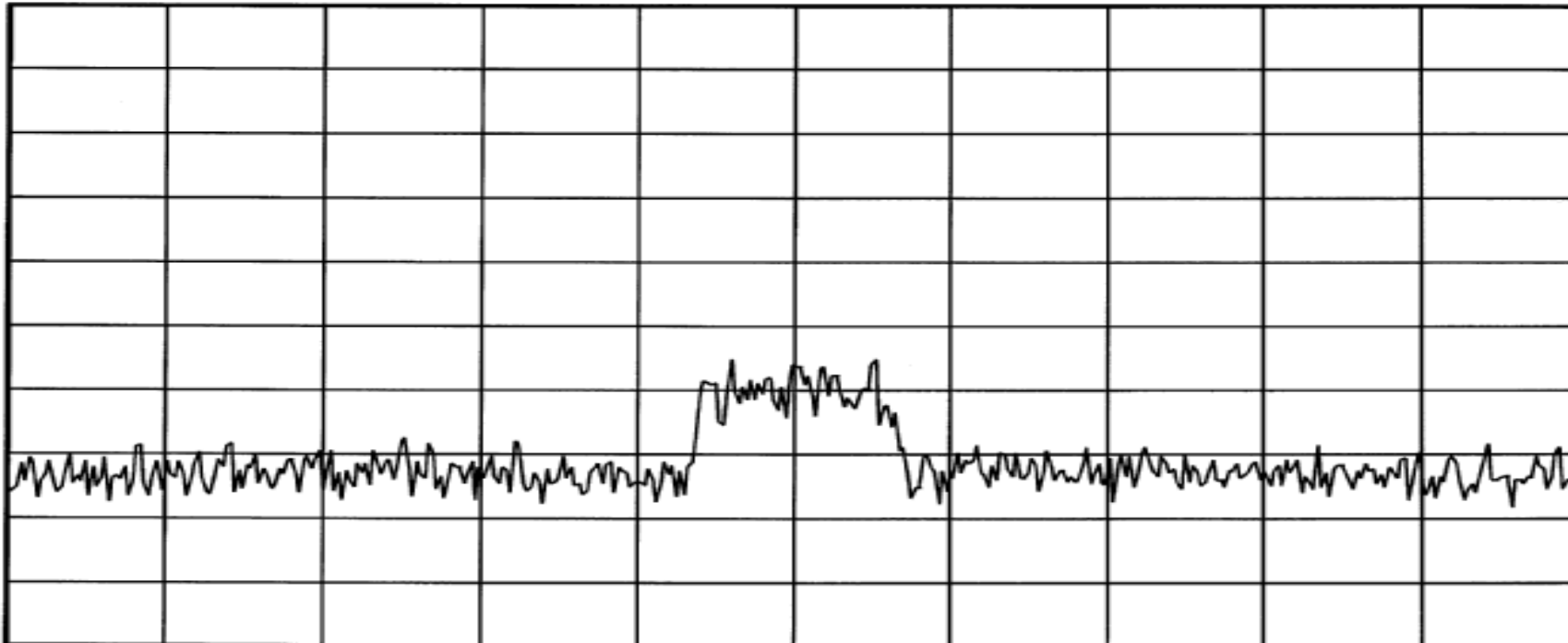
Agilent 15:08:41 Oct 19, 2007

Ref -15 dBm

#Atten 10 dB

Peak
Log
10
dB/

V1 S2
S3 FC
AA



Center 837 MHz

#Res BW 30 kHz

#VBW 100 kHz

Span 10 MHz

Sweep 11.44 ms (401 pts)

RETLIF TESTING LABORATORIES

EMISSIONS DATA SHEET

Test Method:	Occupied Bandwidth		
Customer:	Cellular Specialties, Inc.	Test Sample:	DSP II Dual Band Amplifier/Repeater
Model No:	DSP85-CP	Serial No:	DSP2D006
Test Specification:	FCC Part 2	Paragraph:	2.1049
Operating Mode:	Amplifying input signal		
Notes:	CDMA - Uplink - Output at 1880.00 MHz		

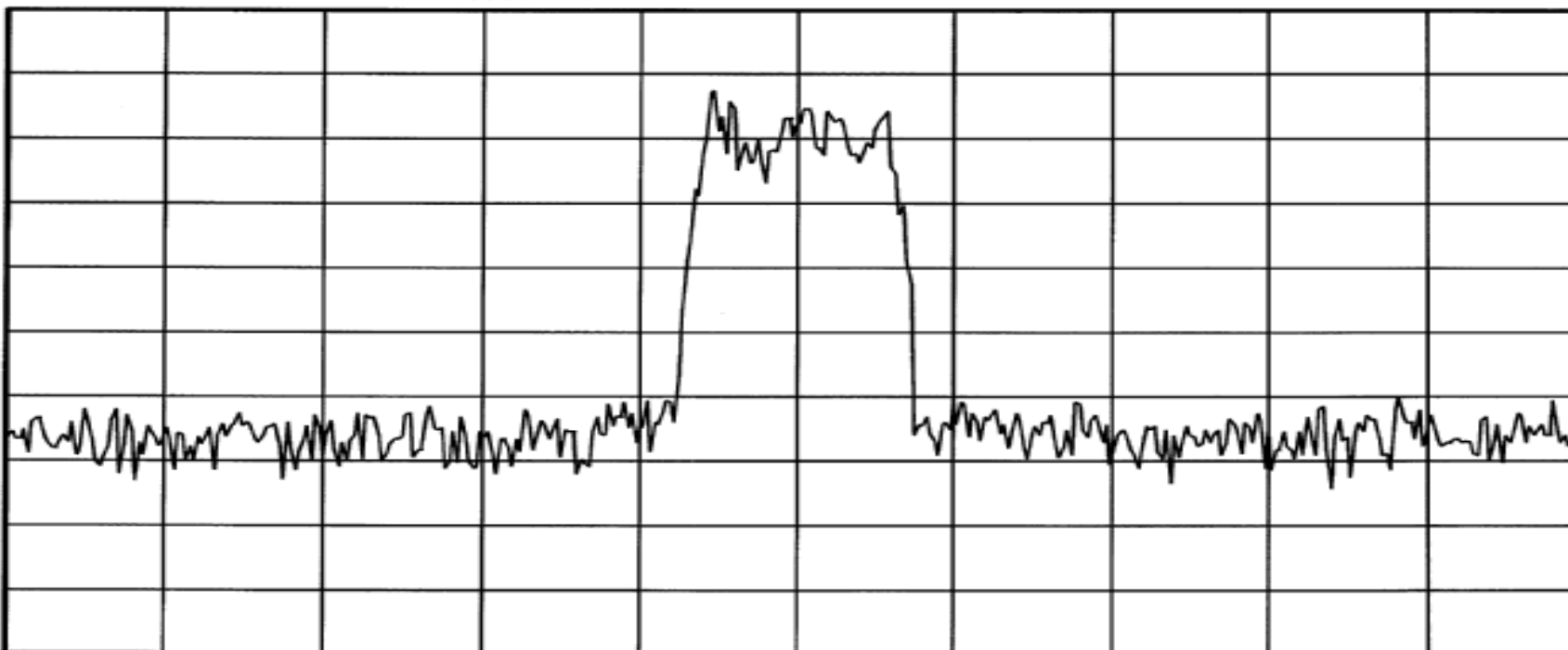
Agilent 15:01:55 Oct 19, 2007

Ref 30 dBm

#Atten 10 dB

Peak
Log
10
dB/
Offst
30
dB

V1 S2
S3 FC
AA



Center 1.88 GHz

#Res BW 30 kHz

#VBW 100 kHz

Span 10 MHz
Sweep 11.44 ms (401 pts)

RETLIF TESTING LABORATORIES

EMISSIONS DATA SHEET

Test Method:	Occupied Bandwidth		
Customer:	Cellular Specialties, Inc.	Test Sample:	DSP II Dual Band Amplifier/Repeater
Model No:	DSP85-CP	Serial No:	DSP2D006
Test Specification:	FCC Part 2	Paragraph: 2.1049	Date: 10/18/2007
Operating Mode:	Amplifying input signal		
Notes:	CDMA - Uplink - Input at 1880.00 MHz		

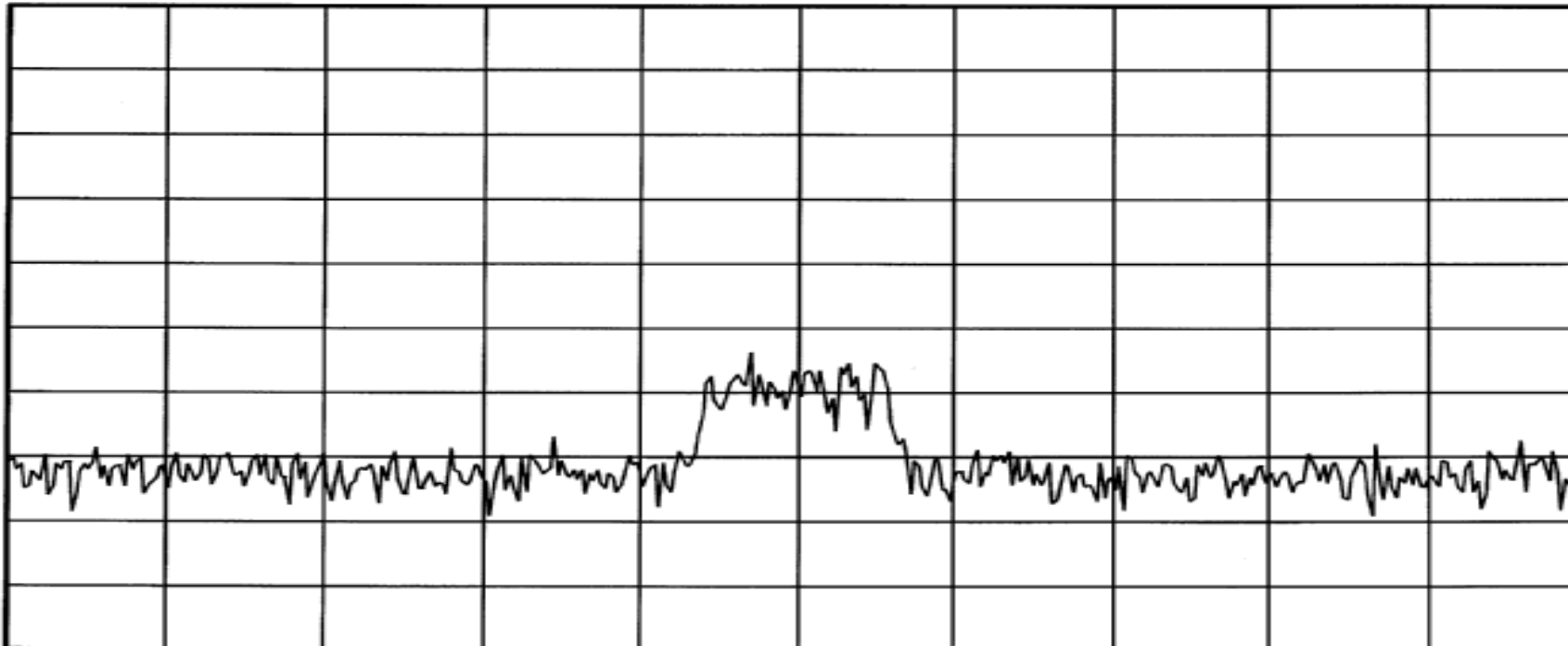
Agilent 15:04:25 Oct 19, 2007

Ref -15 dBm

#Atten 10 dB

Peak
Log
10
dB/

V1 S2
S3 FC
AA



Center 1.88 GHz

Span 10 MHz

#Res BW 30 kHz

#VBW 100 kHz

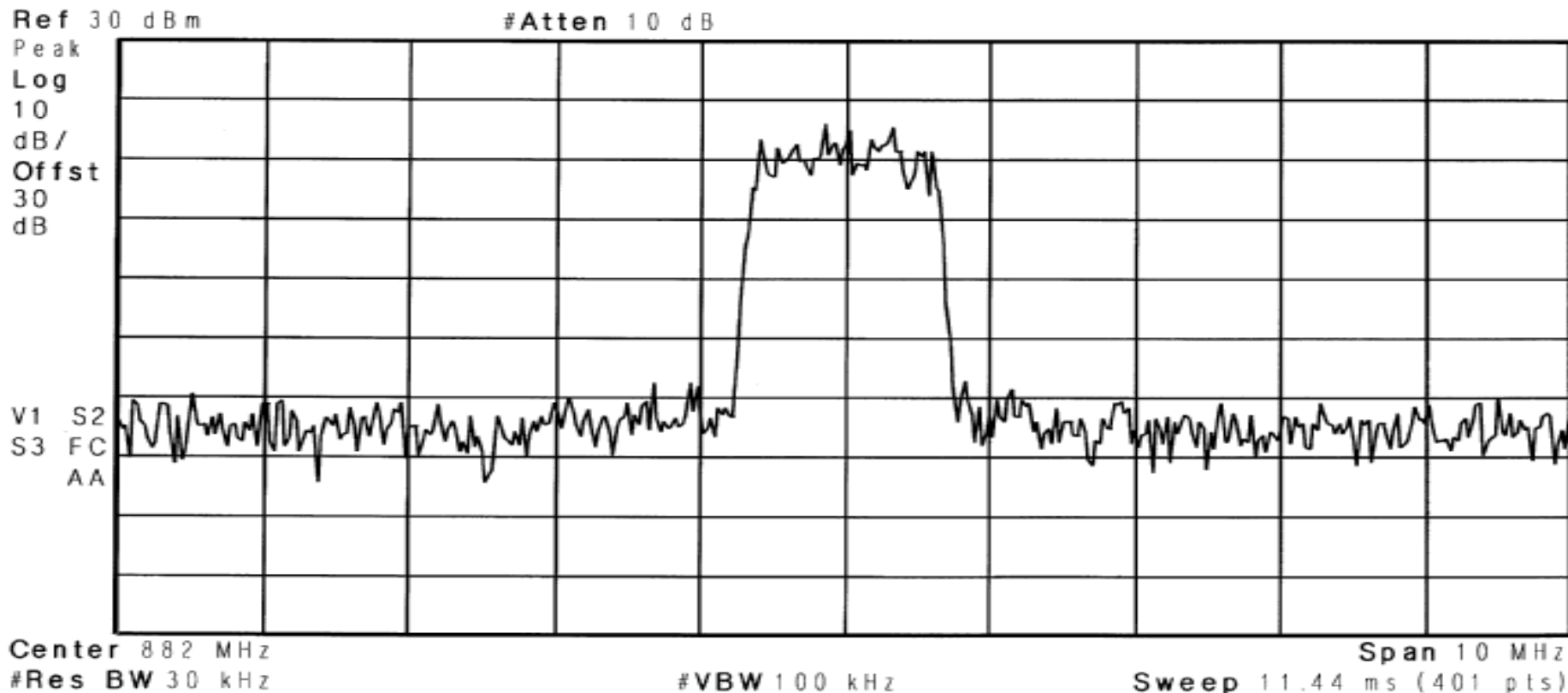
Sweep 11.44 ms (401 pts)

RETLIF TESTING LABORATORIES

EMISSIONS DATA SHEET

Test Method:	Occupied Bandwidth		
Customer:	Cellular Specialties, Inc.	Test Sample:	DSP II Dual Band Amplifier/Repeater
Model No:	DSP85-CP	Serial No:	DSP2D006
Test Specification:	FCC Part 2	Paragraph: 2.1049	Date:
Operating Mode:	Amplifying input signal		
Notes:	CDMA - Downlink - Output at 882 MHz		

Agilent 14:57:43 Oct 19, 2007

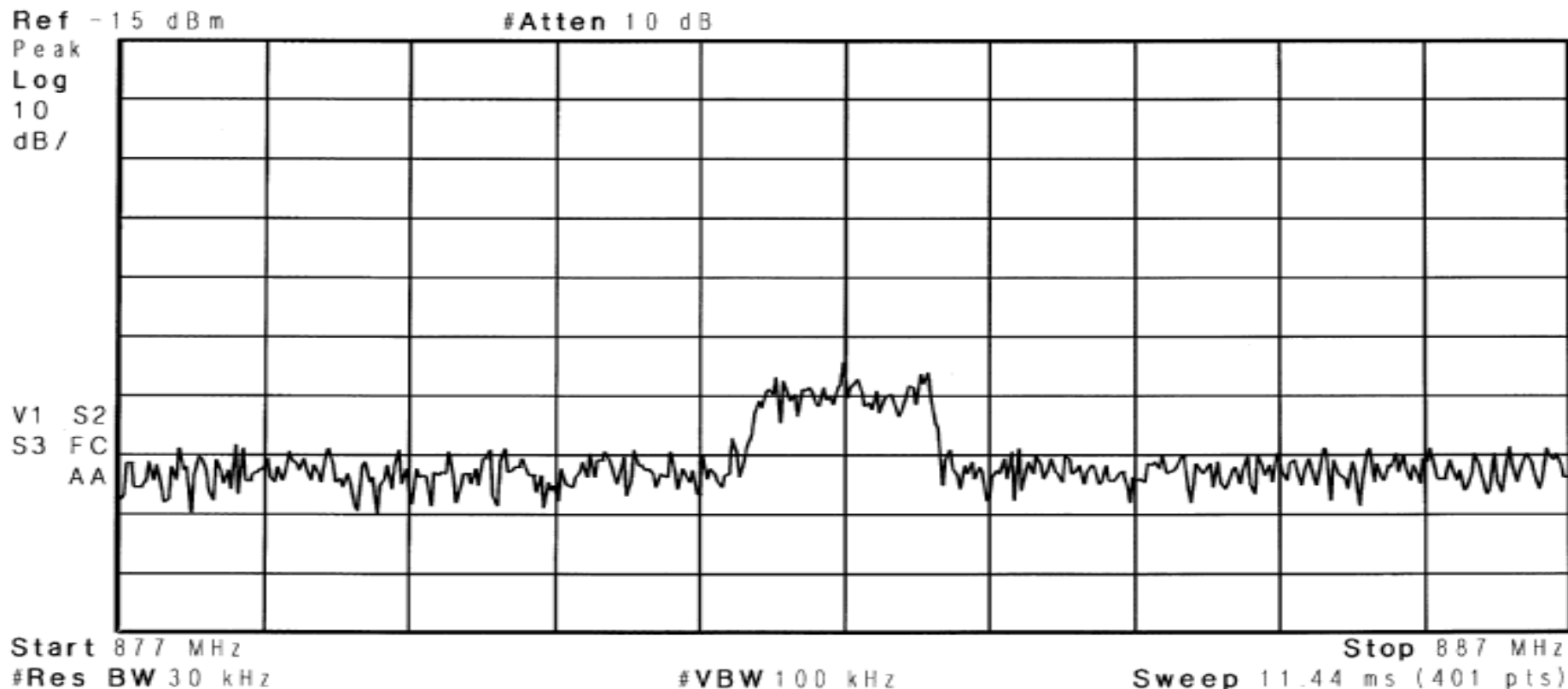


RETLIF TESTING LABORATORIES

EMISSIONS DATA SHEET

Test Method:	Occupied Bandwidth			
Customer:	Cellular Specialties, Inc.	Test Sample:	DSP II Dual Band Amplifier/Repeater	
Model No:	DSP85-CP	Serial No:	DSP2D006	
Test Specification:	FCC Part 2	Paragraph: 2.1049	Date:	10/18/2007
Operating Mode:	Amplifying input signal			
Notes:	CDMA - Downlink - Input at 882.00 MHz			

Agilent 15:07:19 Oct 19, 2007



RETLIF TESTING LABORATORIES

EMISSIONS DATA SHEET

Test Method:	Occupied Bandwidth		
Customer:	Cellular Specialties, Inc.	Test Sample:	DSP II Dual Band Amplifier/Repeater
Model No:	DSP85-CP	Serial No:	DSP2D006
Test Specification:	FCC Part 2	Paragraph: 2.1049	Date:
Operating Mode:	Amplifying input signal		
Notes:	CDMA - Downlink - Output at 1960 MHz		

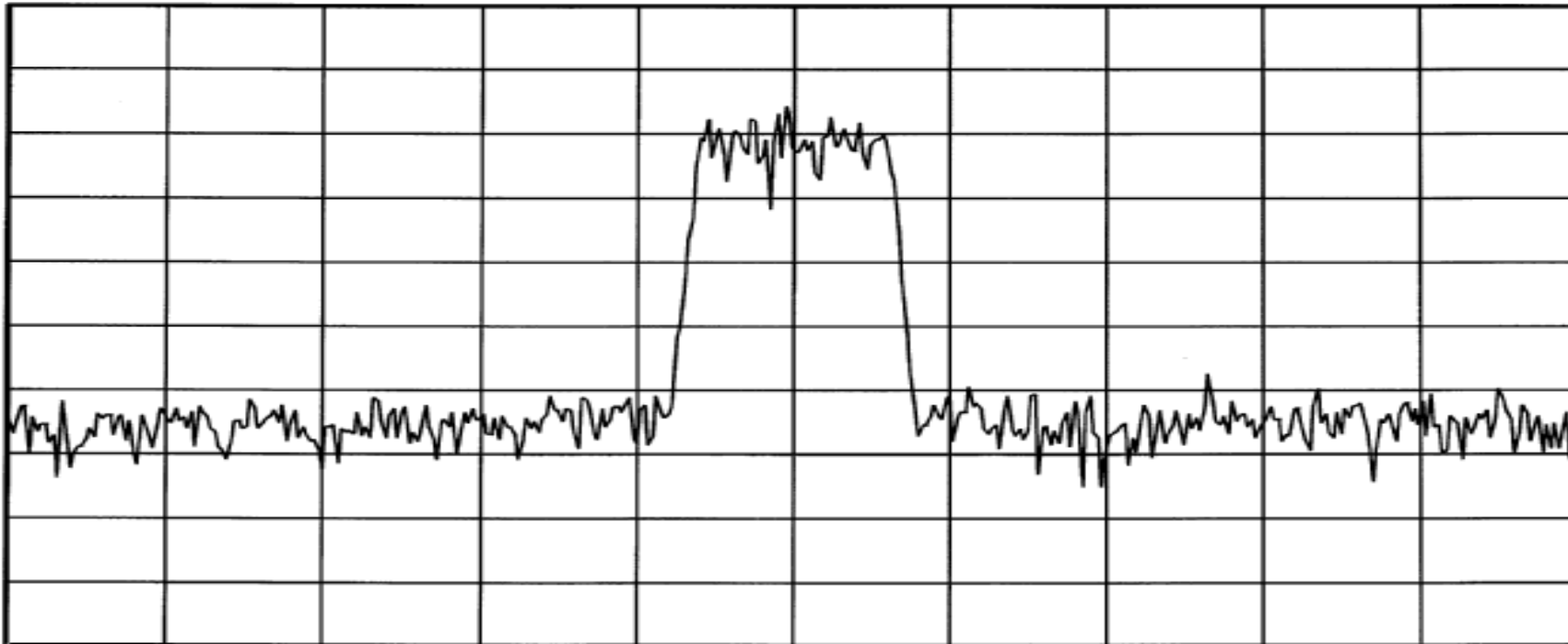
Agilent 14:59:52 Oct 19, 2007

Ref 30 dBm

#Atten 10 dB

Peak
Log
10
dB/
Offst
30
dB

V1 S2
S3 FC
AA



Center 1.96 GHz

Span 10 MHz

#Res BW 30 kHz

#VBW 100 kHz

Sweep 11.44 ms (401 pts)

RETLIF TESTING LABORATORIES

EMISSIONS DATA SHEET

Test Method:	Occupied Bandwidth			
Customer:	Cellular Specialties, Inc.	Test Sample:	DSP II Dual Band Amplifier/Repeater	
Model No:	DSP85-CP	Serial No:	DSP2D006	
Test Specification:	FCC Part 2	Paragraph: 2.1049	Date:	10/18/2007
Operating Mode:	Amplifying input signal			
Notes:	CDMA - Downlink - Input at 1960 MHz			

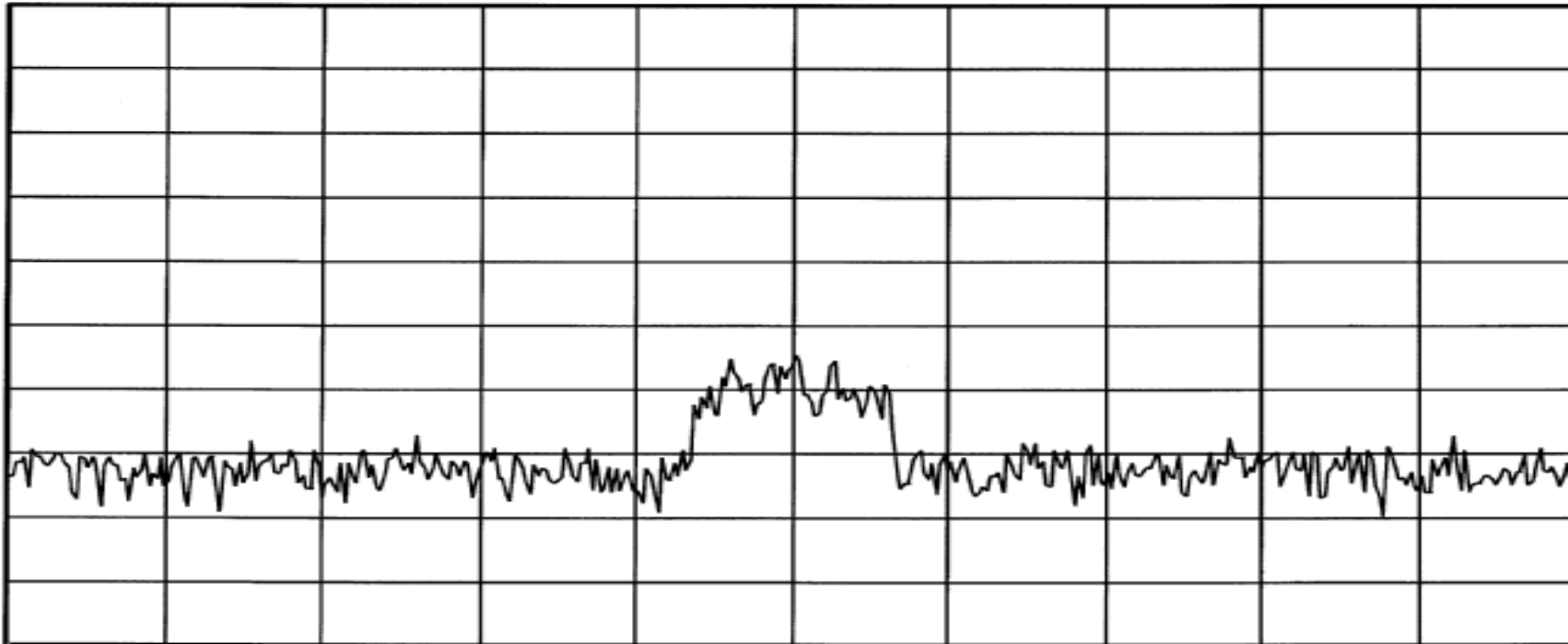
Agilent 15:05:25 Oct 19, 2007

Ref -15 dBm

#Atten 10 dB

Peak
Log
10
dB/

V1 S2
S3 FC
AA



Center 1.96 GHz

#Res BW 30 kHz

#VBW 100 kHz

Span 10 MHz
Sweep 11.44 ms (401 pts)

RETLIF TESTING LABORATORIES

EMISSIONS DATA SHEET

Test Method:	Occupied Bandwidth			
Customer:	Cellular Specialties, Inc.	Test Sample:	DSP II Dual Band Amplifier/Repeater	
Model No:	DSP85-CP	Serial No:	DSP2D006	
Test Specification:	FCC Part 2	Paragraph:	2.1049	
Operating Mode:	Amplifying input signal			
Notes:	GSM - Uplink - Output at 837.00 MHz			
Job No:	R-4882N-1		Technician:	M.Seamans
Date:	10/18/2007			

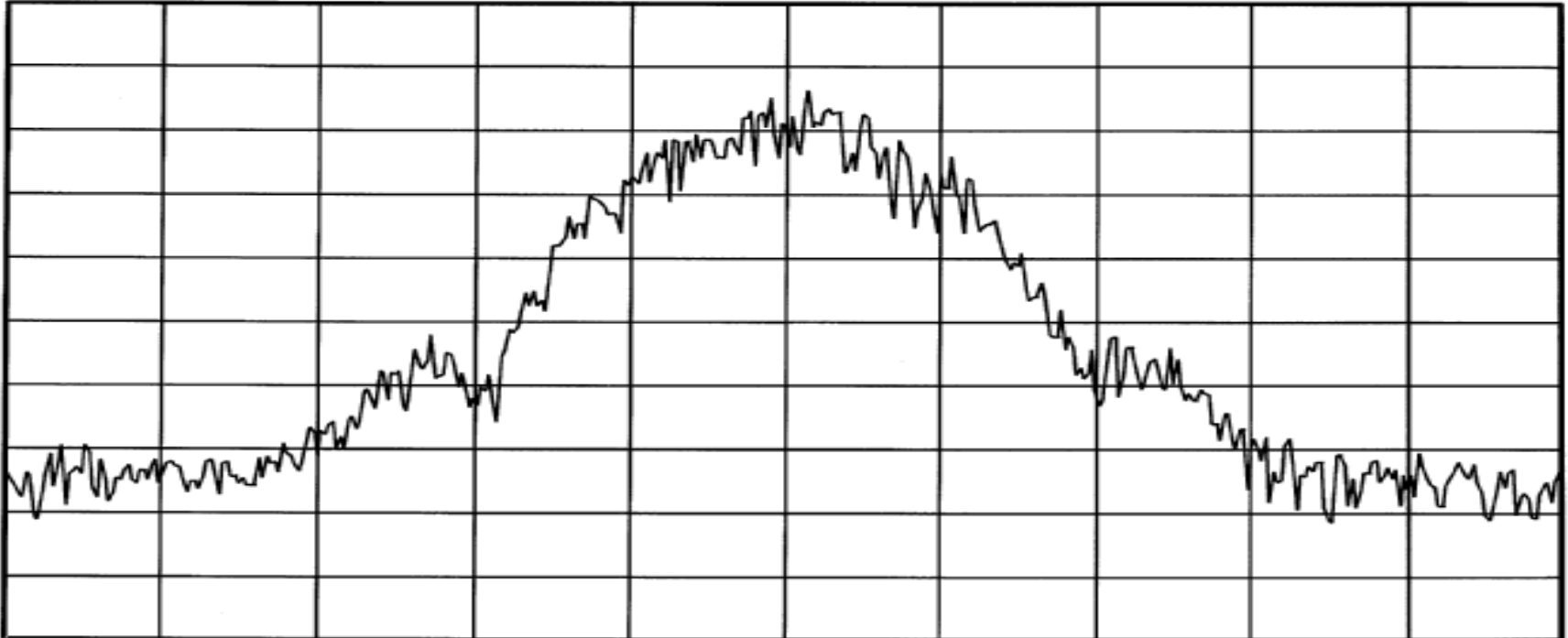
Agilent 14:28:18 Oct 19, 2007

Ref 30 dBm

#Atten 10 dB

Peak
Log
10
dB/
Offst
30
dB

V1 S2
S3 FC
AA



Center 837 MHz

#Res BW 3 kHz

#VBW 10 kHz

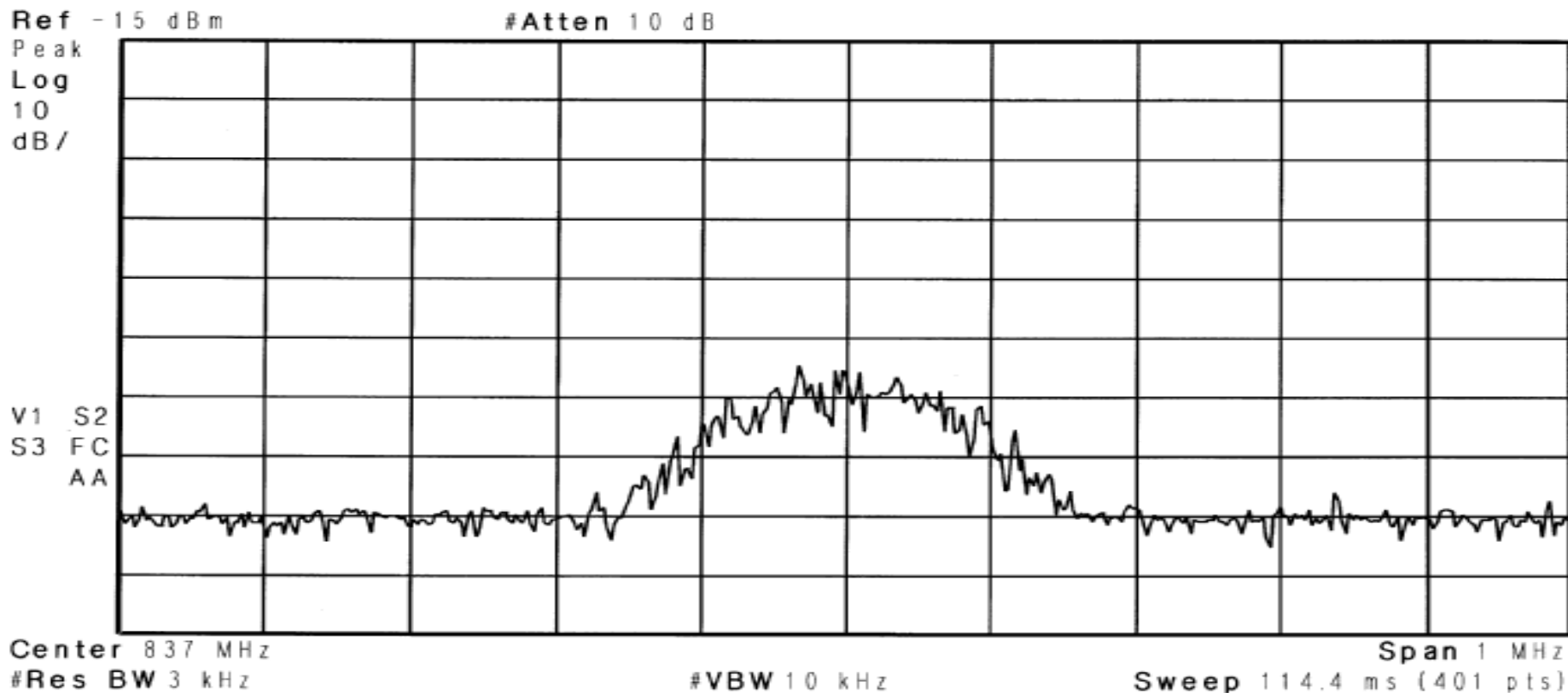
Span 1 MHz
Sweep 114.4 ms (401 pts)

RETLIF TESTING LABORATORIES

EMISSIONS DATA SHEET

Test Method:	Occupied Bandwidth		
Customer:	Cellular Specialties, Inc.	Test Sample:	DSP II Dual Band Amplifier/Repeater
Model No:	DSP85-CP	Serial No:	DSP2D006
Test Specification:	FCC Part 2	Paragraph:	2.1049
Operating Mode:	Amplifying input signal		
Notes:	GSM - Uplink - Input at 837.00 MHz		

✱ Agilent 14:43:14 Oct 19, 2007



RETLIF TESTING LABORATORIES

EMISSIONS DATA SHEET

Test Method:	Occupied Bandwidth			
Customer:	Cellular Specialties, Inc.	Test Sample:	DSP II Dual Band Amplifier/Repeater	
Model No:	DSP85-CP	Serial No:	DSP2D006	
Test Specification:	FCC Part 2	Paragraph: 2.1049	Date:	10/18/2007
Operating Mode:	Amplifying input signal			
Notes:	GSM - Uplink - Output at 1880.00 MHz			

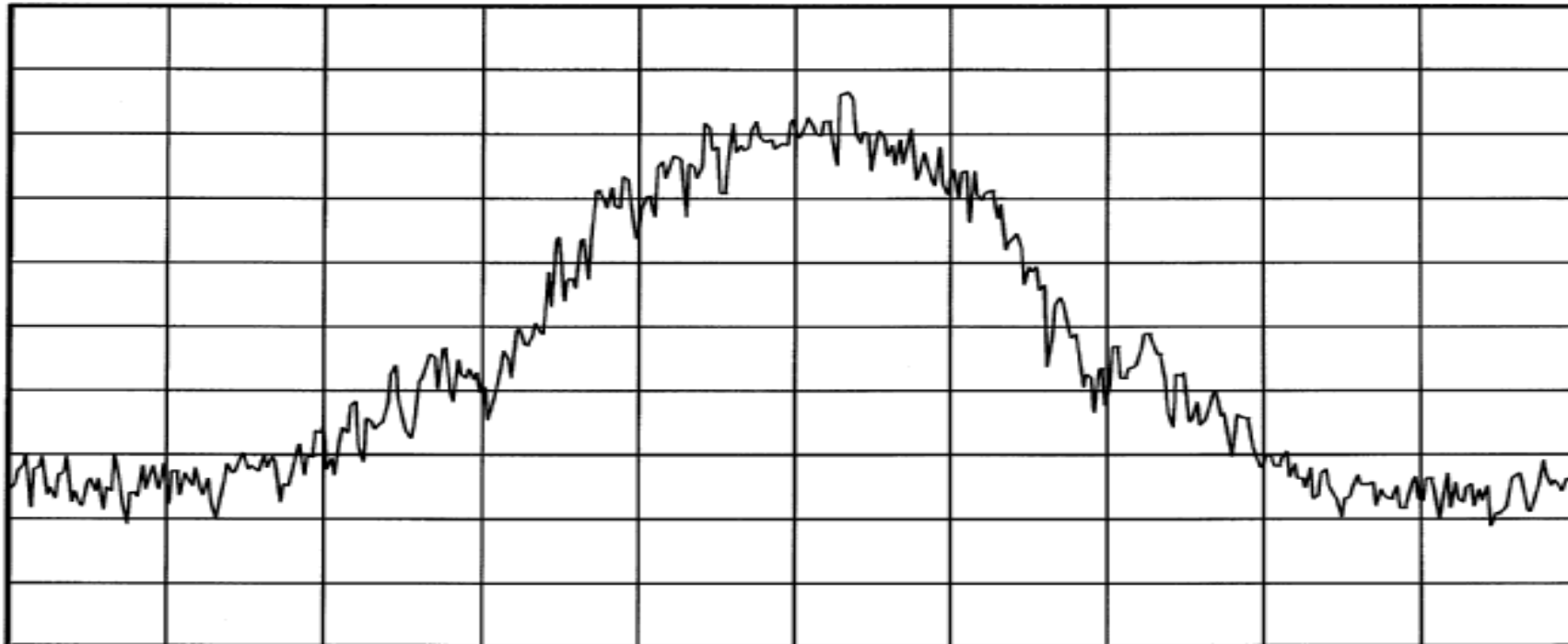
Agilent 14:35:51 Oct 19, 2007

Ref 30 dBm

#Atten 10 dB

Peak
Log
10
dB/
Offst
30
dB

V1 S2
S3 FC
AA



Center 1.88 GHz

#Res BW 3 kHz

#VBW 10 kHz

Sweep 114.4 ms (401 pts)

Span 1 MHz

RETLIF TESTING LABORATORIES

EMISSIONS DATA SHEET

Test Method:	Occupied Bandwidth			
Customer:	Cellular Specialties, Inc.	Test Sample:	DSP II Dual Band Amplifier/Repeater	
Model No:	DSP85-CP	Serial No:	DSP2D006	
Test Specification:	FCC Part 2	Paragraph:	2.1049	
Operating Mode:	Amplifying input signal			
Notes:	GSM - Uplink - Input at 1880.00 MHz			
Job No:	R-4882N-1		Technician:	M.Seamans
Date:	10/18/2007			

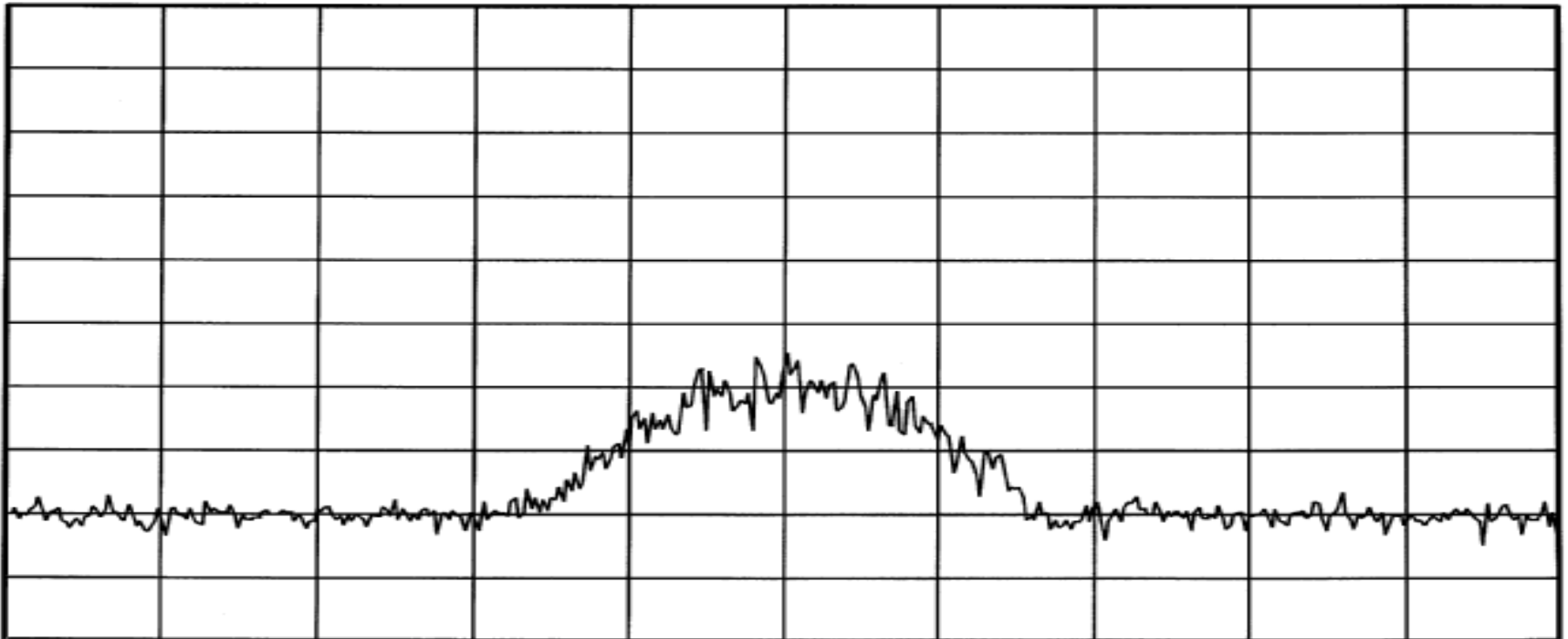
Agilent 14:39:23 Oct 19, 2007

Ref -15 dBm

#Atten 10 dB

Peak
Log
10
dB/

W1 S2
S3 FC
AA



Center 1.88 GHz

#Res BW 3 kHz

#VBW 10 kHz

Span 1 MHz

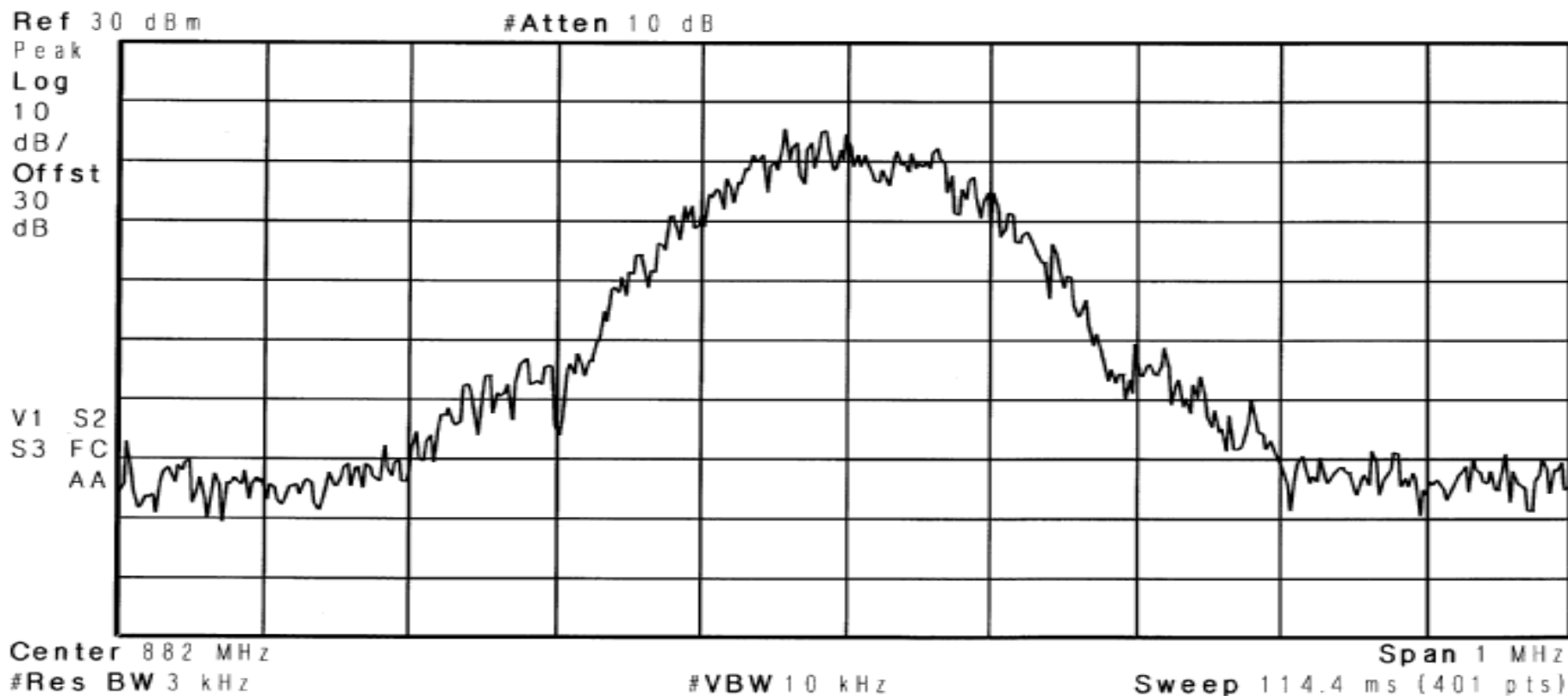
Sweep 114.4 ms (401 pts)

RETLIF TESTING LABORATORIES

EMISSIONS DATA SHEET

Test Method:	Occupied Bandwidth		
Customer:	Cellular Specialties, Inc.	Test Sample:	DSP II Dual Band Amplifier/Repeater
Model No:	DSP85-CP	Serial No:	DSP2D006
Test Specification:	FCC Part 2	Paragraph: 2.1049	Date:
Operating Mode:	Amplifying input signal		
Notes:	GSM - Downlink - Output at 882 MHz		

Agilent 14:31:19 Oct 19, 2007



RETLIF TESTING LABORATORIES

EMISSIONS DATA SHEET

Test Method:	Occupied Bandwidth			
Customer:	Cellular Specialties, Inc.	Test Sample:	DSP II Dual Band Amplifier/Repeater	
Model No:	DSP85-CP	Serial No:	DSP2D006	
Test Specification:	FCC Part 2	Paragraph: 2.1049	Date:	10/18/2007
Operating Mode:	Amplifying input signal			
Notes:	GSM - Downlink - Input at 882.00 MHz			

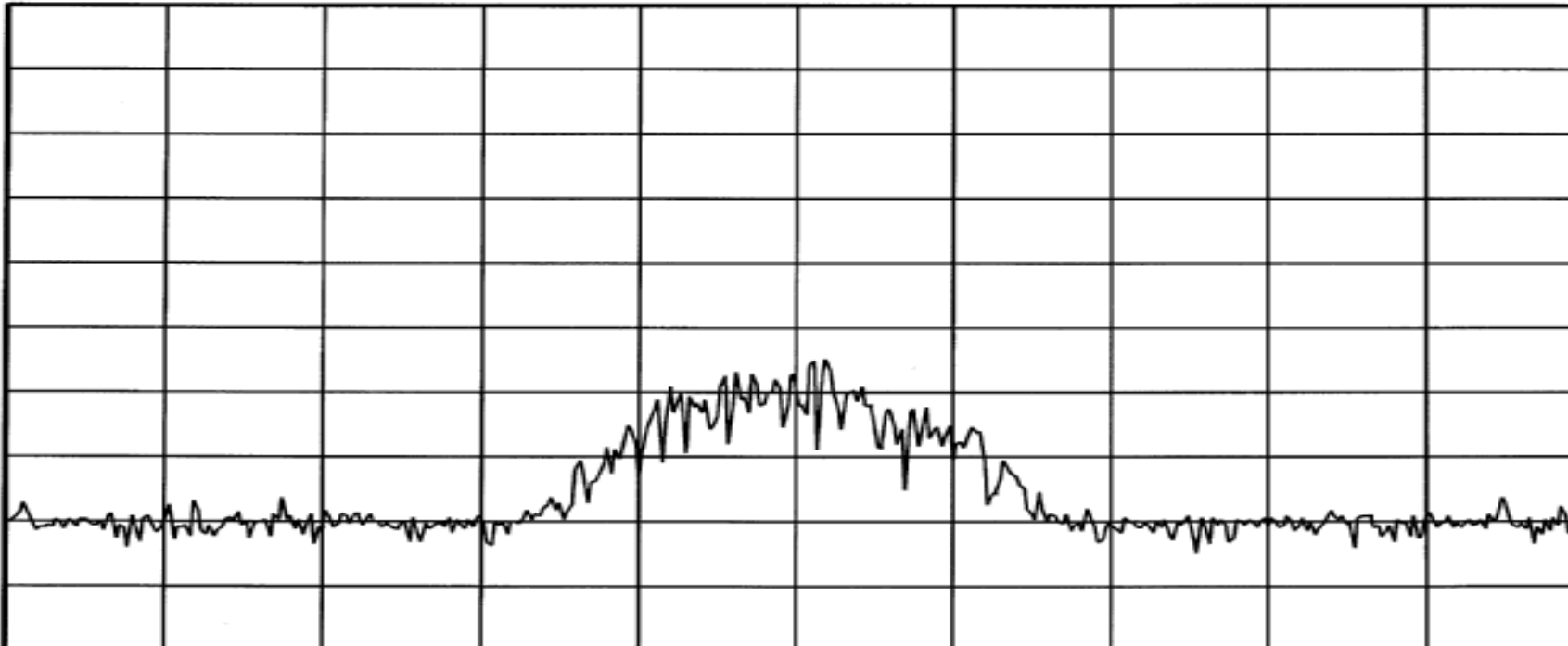
Agilent 14:41:55 Oct 19, 2007

Ref -15 dBm

#Atten 10 dB

Peak
Log
10
dB/

V1 S2
S3 FC
AA



Center 882 MHz

#Res BW 3 kHz

#VBW 10 kHz

Span 1 MHz
Sweep 114.4 ms (401 pts)

RETLIF TESTING LABORATORIES

EMISSIONS DATA SHEET

Test Method:	Occupied Bandwidth			
Customer:	Cellular Specialties, Inc.	Test Sample:	DSP II Dual Band Amplifier/Repeater	
Model No:	DSP85-CP	Serial No:	DSP2D006	
Test Specification:	FCC Part 2	Paragraph: 2.1049	Date:	10/18/2007
Operating Mode:	Amplifying input signal			
Notes:	GSM - Downlink - Output at 1960 MHz			

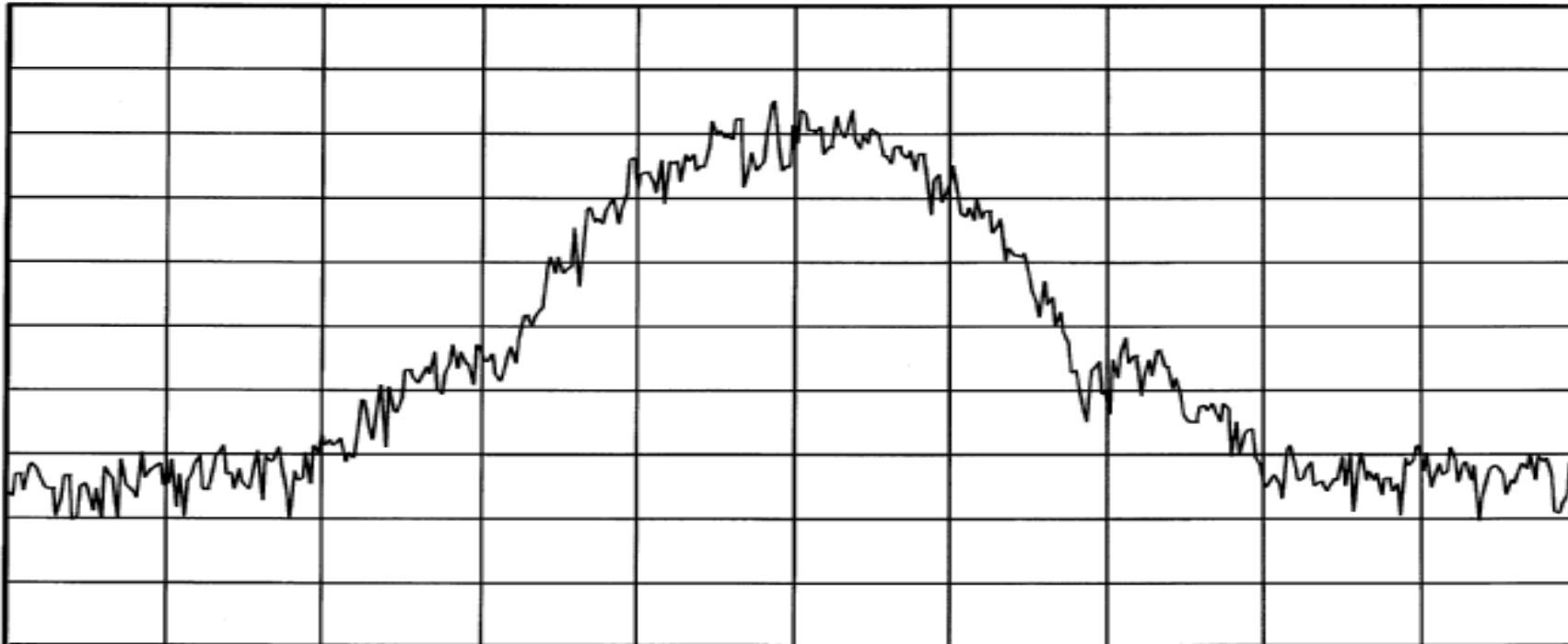
Agilent 14:33:26 Oct 19, 2007

Ref 30 dBm

#Atten 10 dB

Peak
Log
10
dB/
Offst
30
dB

V1 S2
S3 FC
AA



Center 1.96 GHz

#Res BW 3 kHz

#VBW 10 kHz

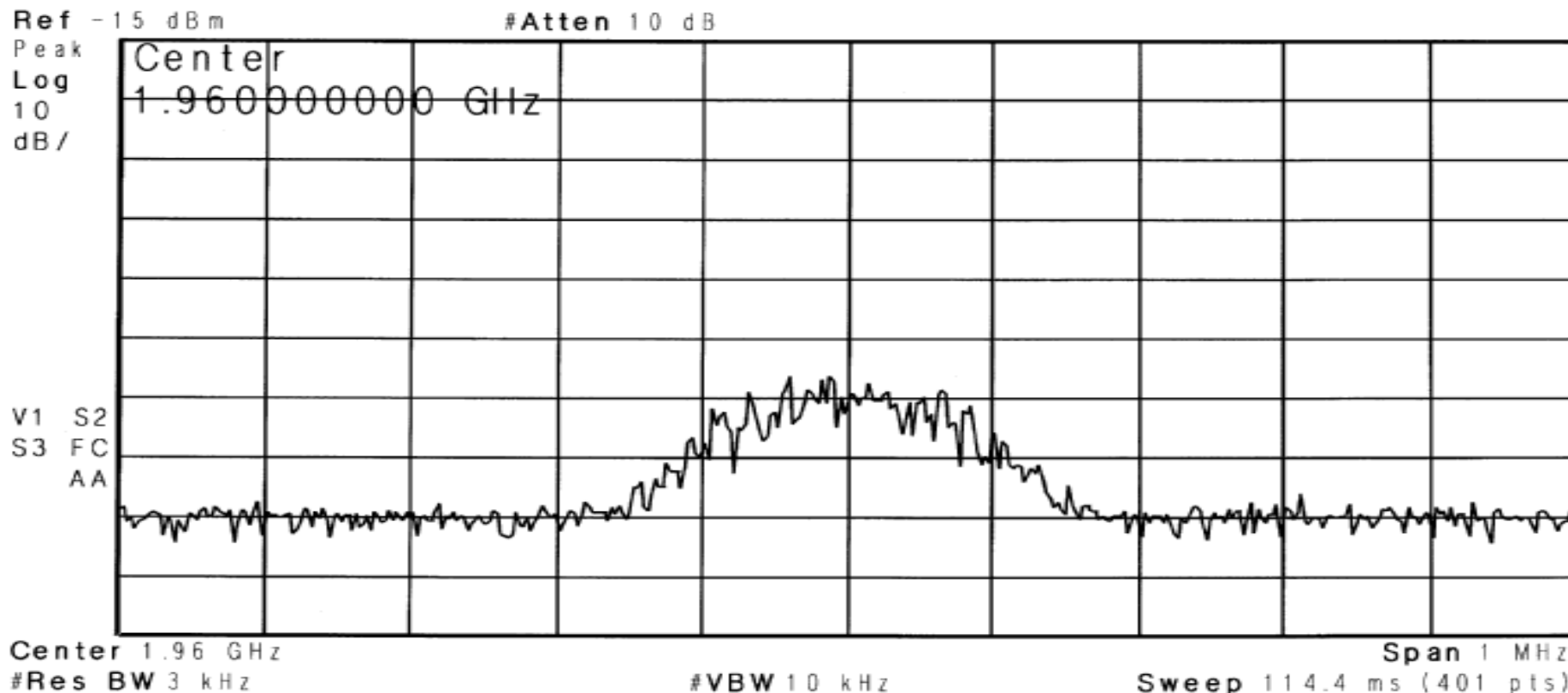
Span 1 MHz
Sweep 114.4 ms (401 pts)

RETLIF TESTING LABORATORIES

EMISSIONS DATA SHEET

Test Method:	Occupied Bandwidth		
Customer:	Cellular Specialties, Inc.	Test Sample:	DSP II Dual Band Amplifier/Repeater
Model No:	DSP85-CP	Serial No:	DSP2D006
Test Specification:	FCC Part 2	Paragraph: 2.1049	Date: 10/18/2007
Operating Mode:	Amplifying input signal		
Notes:	GSM - Downlink - Input at 1960 MHz		

Agilent 14:40:33 Oct 19, 2007



RETLIF TESTING LABORATORIES

EMISSIONS DATA SHEET

Test Method:	Spurious Emissions at the Antenna Terminals 30 MHz to 9 GHz		
Customer:	Cellular Specialties, Inc.	Job No:	R-4882N-1
Test Sample:	DSP II Dual Band Amplifier/Repeater		
Model No:	DSP85-CP	Serial No:	DSP2D006
Test Specification:	FCC Part 2 Paragraph: 2.1051		
Operating Mode:	Amplifying input signal		
Technician:	M.Seamans	Date:	10/22/2007
Notes:	Uplink Frequency: 824-849 MHz Downlink Frequency: 869-894 MHz CDMA modulation		

Uplink Input Signal	Test Frequency	Frequencies	Reading	Limit	Downlink Input Signal	Test Frequency	Frequencies	Reading	Limit
dBm	MHz	MHz	dBm	dBm	dBm	MHz	MHz	dBm	dBm
-42.00	830.00				-42.00	875.00			
		1660.00	-27.07	-13.0			1750.00	-27.30	-13.0
		2490.00	-25.91				2625.00	-25.99	
		3320.00	-28.40				3500.00	-28.15	
		4150.00	-28.36				4375.00	-29.15	
		4980.00	-29.64				5250.00	-29.08	
		5810.00	-29.05				6125.00	-28.44	
		6640.00	-27.49				7000.00	-26.98	
		6937.50	-23.90				7357.50	-15.25	
		7470.00	-28.86				7875.00	-27.37	
-42.0	830.00	8300.00	-27.51	-13.0	-42.0	875.0	8750.00	-28.07	-13.0
-42.00	837.00				-42.00	882.00			
		1667.00	-27.07	-13.0			1757.00	-27.30	-13.0
		2497.00	-25.91				2632.00	-25.99	
		3327.00	-28.40				3507.00	-28.15	
		4157.00	-28.36				4382.00	-29.15	
		4987.00	-29.64				5257.00	-29.08	
		5817.00	-29.05				6132.00	-28.44	
		6647.00	-27.49				7007.00	-26.98	
		6937.50	-23.90				7357.50	-15.25	
		7484.00	-28.86				7889.00	-27.37	
-42.0	837.00	8321.00	-27.51	-13.0	-42.0	882.0	8771.00	-28.07	-13.0
-42.00	843.00				-42.00	889.00			
		1673.00	-27.07	-13.0			1764.00	-27.30	-13.0
		2503.00	-25.91				2639.00	-25.99	
		3333.00	-28.40				3514.00	-28.15	
		4163.00	-28.36				4389.00	-29.15	
		4993.00	-29.64				5264.00	-29.08	
		5823.00	-29.05				6139.00	-28.44	
		6653.00	-27.49				7014.00	-26.98	
		6937.50	-23.90				7357.50	-15.25	
		7496.00	-28.86				7903.00	-27.37	
-42.0	843.00	8339.00	-27.51	-13.0	-42.0	889.0	8792.00	-28.07	-13.0

RETLIF TESTING LABORATORIES

EMISSIONS DATA SHEET

Test Method:	Spurious Emissions at the Antenna Terminals 30 MHz to 20 GHz		
Customer:	Cellular Specialties, Inc.	Job No:	R-4882N-1
Test Sample:	DSP II Dual Band Amplifier/Repeater		
Model No:	DSP85-CP	Serial No:	DSP2D006
Test Specification:	FCC Part 2 Paragraph: 2.1051		
Operating Mode:	Amplifying input signal		
Technician:	M.Seamans	Date:	10/22/2007
Notes:	Uplink Frequency: 1850 - 1910 MHz Downlink Frequency: 1930 - 1990 MHz CDMA modulation		

Uplink Input Signal	Test Frequency	Frequencies	Reading	Limit	Downlink Input Signal	Test Frequency	Frequencies	Reading	Limit
dBm	MHz	MHz	dBm	dBm	dBm	MHz	MHz	dBm	dBm
-43.00	1855.00				-43.00	1945.00			
		3710.00	-27.91	-13.0			3890.00	-28.03	-13.0
		5565.00	-29.15				5835.00	-28.91	
		7420.00	-26.61				7780.00	-26.80	
		9275.00	-27.35				9725.00	-28.32	
		11130.00	-27.75				11670.00	-28.99	
		12985.00	-27.04				13615.00	-27.66	
		14840.00	-25.82				15560.00	-27.44	
		16950.00	-27.80				17650.00	-29.16	
-43.00	1855.00	18850.00	-27.93	-13.0	-43.00	1945.00	19600.00	-28.93	-13.0
-43.00	1880.00				-43.00	1960.00			
		3735.00	-27.91	-13.0			3905.00	-28.03	-13.0
		5590.00	-29.15				5850.00	-28.91	
		7445.00	-26.61				7795.00	-26.80	
		9300.00	-27.35				9740.00	-28.32	
		11155.00	-27.75				11685.00	-28.99	
		13010.00	-27.04				13630.00	-27.66	
		14865.00	-25.82				15575.00	-27.44	
		16950.00	-27.80				17650.00	-29.16	
-43.00	1880.00	18850.00	-27.93	-13.0	-43.00	1960.00	19600.00	-28.93	-13.0
-43.00	1895.00				-43.00	1975.00			
		3750.00	-27.91	-13.0			3920.00	-28.03	-13.0
		5605.00	-29.15				5865.00	-28.91	
		7460.00	-26.61				7810.00	-26.80	
		9315.00	-27.35				9755.00	-28.32	
		11170.00	-27.75				11700.00	-28.99	
		13025.00	-27.04				13645.00	-27.66	
		14880.00	-25.82				15590.00	-27.44	
		16950.00	-27.80				17650.00	-29.16	
-43.00	1895.00	18850.00	-27.93	-13.0	-43.00	1975.00	19600.00	-28.93	-13.0

RETLIF TESTING LABORATORIES

EMISSIONS DATA SHEET

Test Method:	Spurious Emissions at the Antenna Terminals 30 MHz to 9 GHz		
Customer:	Cellular Specialties, Inc.	Job No:	R-4882N-1
Test Sample:	DSP II Dual Band Amplifier/Repeater		
Model No:	DSP85-CP	Serial No:	DSP2D006
Test Specification:	FCC Part 2 Paragraph: 2.1051		
Operating Mode:	Amplifying input signal		
Technician:	M.Seamans	Date:	10/22/2007
Notes:	Uplink Frequency: 824-849 MHz Downlink Frequency: 869-894 MHz TDMA modulation		

Uplink Input Signal	Test Frequency	Frequencies	Reading	Limit	Downlink Input Signal	Test Frequency	Frequencies	Reading	Limit
dBm	MHz	MHz	dBm	dBm	dBm	MHz	MHz	dBm	dBm
-42.00	830.00				-42.00	875.00			
		1660.00	-27.78	-13.0			1750.00	-27.48	-13.0
		2490.00	-25.30				2625.00	-26.73	
		3320.00	-27.29				3500.00	-28.84	
		4150.00	-28.15				4375.00	-29.54	
		4980.00	-28.69				5250.00	-29.85	
		5810.00	-28.80				6125.00	-28.97	
		6640.00	-28.86				7000.00	-27.09	
		6937.50	-23.35				7357.50	-15.62	
		7470.00	-26.56				7875.00	-28.14	
-42.0	830.00	8300.00	-27.8	-13.0	-42.0	875.0	8750.00	-27.83	-13.0
-42.00	837.00				-42.00	882.00			
		1667.00	-27.78	-13.0			1757.00	-27.48	-13.0
		2497.00	-25.30				2632.00	-26.73	
		3327.00	-27.29				3507.00	-28.84	
		4157.00	-28.15				4382.00	-29.54	
		4987.00	-28.69				5257.00	-29.85	
		5817.00	-28.80				6132.00	-28.97	
		6647.00	-28.86				7007.00	-27.09	
		6937.50	-23.35				7357.50	-15.62	
		7484.00	-26.56				7889.00	-28.14	
-42.0	837.00	8321.00	-27.8	-13.0	-42.0	882.0	8771.00	-27.83	-13.0
-42.00	843.00				-42.00	889.00			
		1673.00	-27.78	-13.0			1764.00	-27.48	-13.0
		2503.00	-25.30				2639.00	-26.73	
		3333.00	-27.29				3514.00	-28.84	
		4163.00	-28.15				4389.00	-29.54	
		4993.00	-28.69				5264.00	-29.85	
		5823.00	-28.80				6139.00	-28.97	
		6653.00	-28.86				7014.00	-27.09	
		6937.50	-23.35				7357.50	-15.62	
		7496.00	-26.56				7903.00	-28.14	
-42.0	843.00	8339.00	-27.8	-13.0	-42.0	889.0	8792.00	-27.83	-13.0

RETLIF TESTING LABORATORIES

EMISSIONS DATA SHEET

Test Method:	Spurious Emissions at the Antenna Terminals 30 MHz to 20 GHz		
Customer:	Cellular Specialties, Inc.	Job No:	R-4882N-1
Test Sample:	DSP II Dual Band Amplifier/Repeater		
Model No:	DSP85-CP	Serial No:	DSP2D006
Test Specification:	FCC Part 2 Paragraph: 2.1051		
Operating Mode:	Amplifying input signal		
Technician:	M.Seamans	Date:	10/22/2007
Notes:	Uplink Frequency: 1850 - 1910 MHz Downlink Frequency: 1930 - 1990 MHz TDMA modulation		

Uplink Input Signal	Test Frequency	Frequencies	Reading	Limit	Downlink Input Signal	Test Frequency	Frequencies	Reading	Limit	
dBm	MHz	MHz	dBm	dBm	dBm	MHz	MHz	dBm	dBm	
-43.00	1865.00				-43.00	1945.00				
		3730.00	-28.23	-13.0			3890.00	-27.88	-13.0	
		5595.00	-28.63				5835.00	-29.50		
		7460.00	-27.39				7780.00	-28.33		
		9325.00	-28.30				9725.00	-29.78		
		11190.00	-28.65				11670.00	-28.77		
		13055.00	-26.71				13615.00	-26.75		
		14920.00	-26.29				15560.00	-27.59		
		16950.00	-29.06				17675.00	-27.80		
-43.00	1865.00	18850.00	-27.50	-13.0	-43.00	1945.00	19600.00	-28.42	-13.0	
-43.00	1880.00				-43.00	1960.00				
		3745.00	-28.23	-13.0			3905.00	-27.88	-13.0	
		5610.00	-28.63				5850.00	-29.50		
		7475.00	-27.39				7795.00	-28.33		
		9340.00	-28.30				9740.00	-29.78		
		11205.00	-28.65				11685.00	-28.77		
		13070.00	-26.71				13630.00	-26.75		
		14935.00	-26.29				15575.00	-27.59		
		16950.00	-29.06				17675.00	-27.80		
-43.00	1880.00	18850.00	-27.50	-13.0	-43.00	1960.00	19600.00	-28.42	-13.0	
-43.00	1895.00				-43.00	1975.00				
		3760.00	-28.23	-13.0			3920.00	-27.88	-13.0	
		5625.00	-28.63				5865.00	-29.50		
		7490.00	-27.39				7810.00	-28.33		
		9355.00	-28.30				9755.00	-29.78		
		11220.00	-28.65				11700.00	-28.77		
		13085.00	-26.71				13645.00	-26.75		
		14950.00	-26.29				15590.00	-27.59		
		16950.00	-29.06				17675.00	-27.80		
-43.00	1895.00	18850.00	-27.50	-13.0	-43.00	1975.00	19600.00	-28.42	-13.0	

RETLIF TESTING LABORATORIES

EMISSIONS DATA SHEET

Test Method:	Spurious Emissions at the Antenna Terminals 30 MHz to 9 GHz		
Customer:	Cellular Specialties, Inc.	Job No:	R-4882N-1
Test Sample:	DSP II Dual Band Amplifier/Repeater		
Model No:	DSP85-CP	Serial No:	DSP2D006
Test Specification:	FCC Part 2 Paragraph: 2.1051		
Operating Mode:	Amplifying input signal		
Technician:	M.Seamans	Date:	10/22/2007
Notes:	Uplink Frequency: 824-849 MHz Downlink Frequency: 869-894 MHz GSM modulation		

Uplink Input Signal	Test Frequency	Frequencies	Reading	Limit	Downlink Input Signal	Test Frequency	Frequencies	Reading	Limit
dBm	MHz	MHz	dBm	dBm	dBm	MHz	MHz	dBm	dBm
-42.00	830.00				-42.00	875.00			
		1660.00	-26.95	-13.0			1750.00	-27.57	-13.0
		2490.00	-26.79				2625.00	-26.65	
		3320.00	-28.01				3500.00	-27.90	
		4150.00	-29.47				4375.00	-28.83	
		4980.00	-30.03				5250.00	-29.14	
		5810.00	-30.53				6125.00	-28.55	
		6640.00	-29.27				7000.00	-27.27	
		6937.50	-23.31				7357.50	-15.20	
		7470.00	-26.98				7875.00	-27.06	
-42.0	830.00	8300.00	-27.85	-13.0	-42.0	875.0	8750.00	-28.58	-13.0
-42.00	837.00				-42.00	882.00			
		1667.00	-26.95	-13.0			1757.00	-27.57	-13.0
		2497.00	-26.79				2632.00	-26.65	
		3327.00	-28.01				3507.00	-27.90	
		4157.00	-29.47				4382.00	-28.83	
		4987.00	-30.03				5257.00	-29.14	
		5817.00	-30.53				6132.00	-28.55	
		6647.00	-29.27				7007.00	-27.27	
		6937.50	-23.31				7357.50	-15.20	
		7484.00	-26.98				7889.00	-27.06	
-42.0	837.00	8321.00	-27.85	-13.0	-42.0	882.0	8771.00	-28.58	-13.0
-42.00	843.00				-42.00	889.00			
		1673.00	-26.95	-13.0			1764.00	-27.57	-13.0
		2503.00	-26.79				2639.00	-26.65	
		3333.00	-28.01				3514.00	-27.90	
		4163.00	-29.47				4389.00	-28.83	
		4993.00	-30.03				5264.00	-29.14	
		5823.00	-30.53				6139.00	-28.55	
		6653.00	-29.27				7014.00	-27.27	
		6937.50	-23.31				7357.50	-15.20	
		7496.00	-26.98				7903.00	-27.06	
-42.0	843.00	8339.00	-27.85	-13.0	-42.0	889.0	8792.00	-28.58	-13.0

RETLIF TESTING LABORATORIES

EMISSIONS DATA SHEET

Test Method:	Spurious Emissions at the Antenna Terminals 30 MHz to 20 GHz		
Customer:	Cellular Specialties, Inc.	Job No:	R-4882N-1
Test Sample:	DSP II Dual Band Amplifier/Repeater		
Model No:	DSP85-CP	Serial No:	DSP2D006
Test Specification:	FCC Part 2 Paragraph: 2.1051		
Operating Mode:	Amplifying input signal		
Technician:	M.Seamans	Date:	10/22/2007
Notes:	Uplink Frequency: 1850 - 1910 MHz Downlink Frequency: 1930 - 1990 MHz GSM modulation		

Uplink Input Signal	Test Frequency	Frequencies	Reading	Limit	Downlink Input Signal	Test Frequency	Frequencies	Reading	Limit
dBm	MHz	MHz	dBm	dBm	dBm	MHz	MHz	dBm	dBm
-43.00	1865.00				-43.00	1945.00			
		3730.00	-28.14	-13.0			3890.00	-28.97	-13.0
		5595.00	-29.03				5835.00	-29.53	
		7460.00	-26.64				7780.00	-27.97	
		9325.00	-27.44				9725.00	-28.34	
		11190.00	-27.46				11670.00	-28.53	
		13055.00	-26.37				13615.00	-26.61	
		14920.00	-26.33				15560.00	-26.97	
		16950.00	-28.31				17775.00	-28.27	
-43.00	1865.00	18850.00	-28.02	-13.0	-43.00	1945.00	19700.00	-27.88	-13.0
-43.00	1880.00				-43.00	1960.00			
		3745.00	-28.14	-13.0			3905.00	-28.97	-13.0
		5610.00	-29.03				5850.00	-29.53	
		7475.00	-26.64				7795.00	-27.97	
		9340.00	-27.44				9740.00	-28.34	
		11205.00	-27.46				11685.00	-28.53	
		13070.00	-26.37				13630.00	-26.61	
		14935.00	-26.33				15575.00	-26.97	
		16950.00	-28.31				17775.00	-28.27	
-43.00	1880.00	18850.00	-28.02	-13.0	-43.00	1960.00	19700.00	-27.88	-13.0
-43.00	1895.00				-43.00	1975.00			
		3760.00	-28.14	-13.0			3920.00	-28.97	-13.0
		5625.00	-29.03				5865.00	-29.53	
		7490.00	-26.64				7810.00	-27.97	
		9355.00	-27.44				9755.00	-28.34	
		11220.00	-27.46				11700.00	-28.53	
		13085.00	-26.37				13645.00	-26.61	
		14950.00	-26.33				15590.00	-26.97	
		16950.00	-28.31				17775.00	-28.27	
-43.00	1895.00	18850.00	-28.02	-13.0	-43.00	1975.00	19700.00	-27.88	-13.0

RETLIF TESTING LABORATORIES

EMISSIONS DATA SHEET

Test Method:	Frequency Stability		
Customer:	Cellular Specialties, Inc.	Job No:	R-4882N-1
Test Sample:	DSP II Dual Band Amplifier/Repeater		
Model No:	DSP85-CP	Serial No:	DSP2D006
Test Specification:	FCC Part 2 Paragraph: 2.1055		
Operating Mode:	Amplifying input signal		
Technician:	M.Seamans	Date:	10/22/2007
Notes:	Uplink Frequency 837 MHz Nominal Voltage = 115 VAC Downlink Frequency 882 MHz		

Temp	Test Frequency			Frequency @ 97.75 VAC	Frequency @ 103.50 VAC	Frequency @ 109.25 VAC	Frequency @ 115 VAC	Frequency @ 120.75 VAC	Frequency @ 126.50 VAC	Frequency @ 132.25 VAC
C	MHz			MHz	MHz	MHz	MHz	MHz	MHz	MHz
	(Uplink)									
-30	837.0000			836.9975	837.0000	837.0000	837.0000	837.0000	837.0000	837.0000
-20				837.0000	837.0000	837.0000	837.0000	837.0000	837.0000	837.0000
-10				837.0000	837.0000	837.0000	837.0000	837.0000	837.0000	837.0000
0				837.0000	837.0000	837.0000	837.0000	837.0000	837.0000	837.0000
10				837.0000	837.0000	837.0000	837.0000	837.0000	837.0000	837.0000
20				837.0000	837.0000	837.0000	837.0000	837.0000	837.0000	837.0000
30				837.0000	837.0000	837.0000	837.0000	837.0000	837.0000	837.0000
40				837.0000	837.0000	837.0000	837.0000	837.0000	837.0000	837.0000
50	837.0000			837.0000	837.0000	837.0000	837.0000	837.0000	837.0000	837.0000
	(Downlink)									
-30	882.0000			882.0000	882.0000	882.0000	882.0000	882.0000	882.0000	882.0000
-20				882.0000	882.0000	882.0000	882.0000	882.0000	882.0000	882.0000
-10				882.0000	882.0000	882.0000	882.0000	882.0000	882.0000	882.0000
0				882.0000	882.0000	882.0000	882.0000	882.0000	882.0000	882.0000
10				882.0000	882.0000	882.0000	882.0000	882.0000	882.0000	882.0000
20				882.0000	882.0000	882.0000	882.0000	882.0000	882.0000	882.0000
30				882.0000	882.0000	882.0000	882.0000	882.0000	882.0000	882.0000
40				882.0000	882.0000	882.0000	882.0000	882.0000	882.0000	882.0000
50	882.0000			882.0000	882.0000	882.0000	882.0000	882.0000	882.0000	882.0000

RETLIF TESTING LABORATORIES

EMISSIONS DATA SHEET

Test Method:	Frequency Stability		
Customer:	Cellular Specialties, Inc.	Job No:	R-4882N-1
Test Sample:	DSP II Dual Band Amplifier/Repeater		
Model No:	DSP85-CP	Serial No:	DSP2D006
Test Specification:	FCC Part 2 Paragraph: 2.1055		
Operating Mode:	Amplifying input signal		
Technician:	M.Seamans	Date:	10/22/2007
Notes:	Uplink Frequency 1880 MHz Nominal Voltage = 115 VAC Downlink Frequency 1960 MHz		

Temp	Test Frequency			Frequency @ 97.75 VAC	Frequency @ 103.50 VAC	Frequency @ 109.25 VAC	Frequency @ 115 VAC	Frequency @ 120.75 VAC	Frequency @ 126.50 VAC	Frequency @ 132.25 VAC
C	MHz			MHz	MHz	MHz	MHz	MHz	MHz	MHz
	(Uplink)									
-30	1880.0000			1880.0000	1880.0000	1880.0000	1880.0000	1880.0000	1880.0000	1880.0000
-20				1880.0000	1880.0000	1880.0000	1880.0000	1880.0000	1880.0000	1880.0000
-10				1880.0000	1879.9995	1880.0000	1880.0000	1880.0000	1880.0000	1880.0000
0				1880.0000	1880.0000	1880.0000	1880.0000	1880.0000	1880.0000	1880.0000
10				1880.0000	1880.0000	1880.0000	1880.0000	1880.0000	1880.0000	1880.0000
20				1880.0000	1880.0000	1880.0000	1880.0000	1880.0000	1880.0000	1880.0000
30				1880.0000	1880.0000	1880.0000	1880.0000	1880.0000	1880.0000	1880.0000
40				1880.0000	1880.0000	1880.0000	1880.0000	1880.0000	1880.0000	1880.0000
50	1880.0000			1880.0000	1880.0000	1880.0000	1880.0000	1880.0000	1880.0000	1880.0000
	(Downlink)									
-30	1960.0000			1960.0000	1960.0000	1960.0000	1960.0000	1960.0000	1960.0000	1960.0000
-20				1960.0000	1960.0000	1960.0000	1960.0000	1960.0000	1960.0000	1960.0000
-10				1959.9995	1960.0000	1960.0005	1960.0000	1960.0000	1960.0000	1960.0000
0				1960.0000	1960.0000	1960.0000	1960.0000	1960.0000	1960.0000	1960.0000
10				1960.0000	1960.0000	1960.0000	1960.0000	1960.0000	1960.0000	1960.0000
20				1960.0000	1960.0000	1960.0000	1960.0000	1960.0075	1960.0000	1960.0000
30				1960.0000	1960.0000	1960.0000	1960.0000	1960.0000	1960.0000	1960.0000
40				1960.0000	1960.0000	1960.0000	1960.0000	1960.0000	1960.0000	1960.0000
50	1960.0000			1960.0000	1960.0000	1960.0000	1960.0000	1960.0000	1960.0013	1960.0000