


Test Setup Photographs

1.1 Conducted Emissions


Low Band, AC Line, Front View



Low Band, AC Line, Side View



Mid and High Bands, AC Line, Front View



Mid and High Bands, AC Line, Side View




1.2 Radiated Emissions


All Bands, 30 MHz to 1000 MHz, Front View




Low Band, 30 MHz to 1000 MHz, Rear View




Mid and High Bands, 30 MHz to 1000 MHz, Rear View




All Bands, 1 GHz to 18 GHz, Front View




Low Band, 1 GHz to 18 GHz, Rear View




Mid and High Bands, 1 GHz to 18 GHz, Rear View



All Bands, 18 GHz to 20 GHz, Front View



Low Band, 18 GHz to 20 GHz, Rear View



Mid and High Bands, 18 GHz to 20 GHz, Rear View

