


FCC ID:NVI-KT9600K6BWL

Test Setup Photos

1. Conducted emission main's port front view




2. Conducted emission main's port side view




3. Radiated emission (9kHz-30MHz)



4. Radiated emission (30MHz-1GHz)



5. Radiated emission (above 1GHz)



6. RF measurement Setup



(WIFI5G)



(DFS)